

Beyond Toxic: Toxicity Detection Datasets are Not Enough for Brand Safety

Elizaveta Korotkova^{1*}, Isaac Kwan Yin Chung²

¹ University of Tartu ² Clarifai
 lisa_k@tartunlp.ai, first.last@clarifai.com

Abstract

The rapid growth in user generated content on social media has resulted in a significant rise in demand for automated content moderation. Various methods and frameworks have been proposed for the tasks of hate speech detection and toxic comment classification. In this work, we combine common datasets to extend these tasks to brand safety. Brand safety aims to protect commercial branding by identifying contexts where advertisements should not appear and covers not only toxicity, but also other potentially harmful content. As these datasets contain different label sets, we approach the overall problem as a binary classification task. We demonstrate the need for building brand safety specific datasets via the application of common toxicity detection datasets to a subset of brand safety and empirically analyze the effects of weighted sampling strategies in text classification.

1 Introduction

As the amount of user generated content on social media continues to grow, a need to automate content moderation to address the scale problem has arisen, and many turn to using Deep Learning models and frameworks. In particular, harmful sources like hate speech and toxic comments have been targeted for moderation (Mondal, Silva, and Benvenuto 2017; Kwak, Blackburn, and Han 2015). Thus, various and often overlapping text moderation tasks, such as Hate Speech Detection, Toxic Comment Classification, and Offensive Language Detection (Basile et al. 2019; Fortuna and Nunes 2018; Ranasinghe and Zampieri 2020), have received increasing attention from the NLP research community. Here we will refer to the broad task as toxicity detection.

Deep learning models often perform well on specialized datasets when they are evaluated on their respective train-test splits; however, these models are unable to generalize to new hate speech content (Wullach, Adler, and Minkov 2021; Arango, Pérez, and Poblete 2019). Datasets often differ in their class definitions and labelling criteria, leading to poor model performance when predicting across new domains and datasets. One way to address this problem is to collect more data from the target domain, but in reality quality data is often scarce. Thus, a common technique is to include additional data from related sources.

*Work done during internship at Clarifai

Brand safety is an industry application of content moderation that has received increasing attention. It refers to understanding and identifying contexts in which advertisements should not appear.¹ While hate speech and toxic comments are certainly part of most brand safety applications, other moderation criteria such as spam, crime, and illegal drug use are also present in the widely adopted GARM Brand Safety Floor and Suitability Framework (WFA 2022). Although the need to automate brand safety is undeniable, this field remains under-explored in literature as there are, to our knowledge, no existing publications or current benchmarks.

We perform an initial case study of methods that could leverage existing datasets to generalize well in a different and potentially wider domain such as brand safety. We apply these methods in a binary classification problem to classify text into offensive and non-offensive categories. Our contributions are:

- We demonstrate the need for building brand safety specific datasets via the application of common toxicity detection datasets to a subset of brand safety.
- We empirically analyze the effects of weighted sampling strategies in text classification.

2 Related Work

Toxicity Detection

Works on toxicity detection often cover a large variety of domains such as social media platform contents (Rosenthal et al. 2021), news comments (Korencic et al. 2021) and hate speech from online forums (de Gibert et al. 2018). There are also works that focus on culture-, region- or language-specific applications, such as Almerkhi et al. (2019) and Li and Ning (2022). Arango et al. (2019) showed that cross-dataset performance can be improved by removing bias from the training data, and adding data from another source. Waseem et al. (2018) proposed a multi-task learning approach to integrate different datasets into a single training process to construct a generalized hate speech detection model. Multi-task learning (Waseem, Thorne, and Bingel 2018; Yuan and Rizoio 2022) has been previously used

¹In this work, we consider the textual aspect of brand safety, while acknowledging that brand safety is typically evaluated in a multi-modal setting.

Dataset	#Train	#Test	*#Positives	*AvgTextLen
AHS**	22,305	**2,478	2,062	85.4
SOLID	-	3,887	1,080	78.1
Surge	-	1,000	501	135.6
KTC	159,571	63,978	6,243	383
JUB	1,804,874	97,320	29,052	296
Private	-	37,352	6,534	81.3

Table 1: Description of the toxicity detection and brand safety datasets. Average text length is measured in characters.

Note *: For test sets. **: train-test split was 90-10.

to improve generalization of hate speech detection models. Yuan and Rizoiu (2022) also binarize the class labels from multiple datasets into harmful vs non-harmful labels.

Weighted Sampling

Previous works have shown empirically that various sampling techniques can improve classification of imbalanced image data (Masko and Hensman 2015; Byrd and Lipton 2018) and imbalanced text data (Padurariu and Breaban 2019). Oversampling has been shown to be effective in overcoming the class imbalance in SemEval top submissions (Zampieri et al. 2020). In this work, we explore weighted sampling by class and datasets (when multiple datasets are combined).

3 Data

In this section, we describe the datasets used in our experiments. Aiming to explore the effectiveness of existing toxicity detection datasets, we focus on readily available datasets distributed under permissive licenses. Some challenges of using such data are their differing label sets and varying, often unclear, labeling criteria. Train and test data statistics are shown in Table 1.

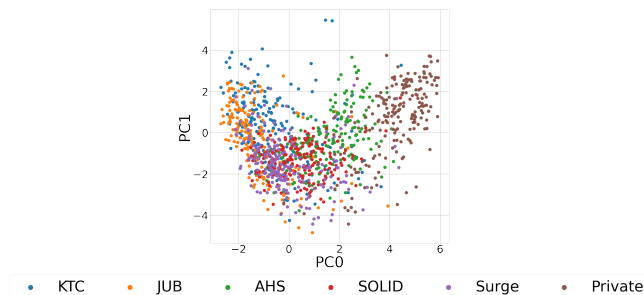


Figure 1: PCA projection of embeddings extracted from the 4th Transformer layer of the pre-trained DistilBERT model (200 examples sampled from each dataset). Each example’s embedding is the average of its token embeddings.

Common Toxicity Detection Datasets

“Automated Hate Speech Detection and the Problem of Offensive Language” by Davidson et al. (2017) (AHS) is comprised of examples where 77.4% are categorized as *offensive language*, 5.8% as *hate speech*, and 16.8% as *neither*. Annotators were instructed that the presence of a particular word, however offensive, did not necessarily indicate that a tweet is hate speech. Labels are assigned according to the majority decision.

Semi-Supervised Offensive Language Identification Dataset (SOLID) (Rosenthal et al. 2021) was created for the SemEval-2020 task on Multilingual Offensive Language Identification in Social Media (Zampieri et al. 2020). The labelling is hierarchical, but we only operate at the highest level and consider its two classes: *NOT* (neither offensive, nor profane), and *OFF* (inappropriate language, insults, or threats). The dataset is imbalanced, with 84% of training labels below 0.5.

Surge AI free Toxicity dataset² is a sample of a larger, commercially distributed set³. The data is from “a variety of social media platforms”. Annotators had “to identify comments that they personally found toxic” without a strict definition of toxicity. Due to this, use of profanity by itself does not mean that an example is toxic, and intended meaning is taken into account.

Toxic Comment Classification Challenge dataset⁴ (KTC) was published within a Kaggle competition. The data is sourced from Wikipedia comments and labeled by human raters for toxic behavior. The dataset is multi-labeled using 6 toxicity classes, with an additional negative class that can be defined for non-toxic texts. The training set is imbalanced: 89.8% of instances are negative.

Jigsaw Unintended Bias in Toxicity Classification⁵ (JUB) was also published within a Kaggle competition and was sourced from the Civil Comments platform. The target toxicity label is between 0.0 and 1.0, showing what fraction of annotators marked the instance as either toxic or very toxic. The dataset also contains multi-class annotation similar to that of KTC. For each of the toxicity subtypes, a label between 0.0 and 1.0 is provided. The training set is imbalanced: 92% of the data has a toxicity label below 0.5.

Private Dataset

This dataset was sampled from a real-world customer application in brand safety text moderation. It consists of 55,755 user-generated text captions posted alongside videos on a social media platform. We only use the 37,352 English examples in our experiments. Annotators were instructed to indicate all brand safety classes that are present. Positive class counts are shown in Figure 2. See Table 2 for examples.

²<https://github.com/surge-ai/toxicity>

³<https://www.surgehq.ai/datasets/toxicity-dataset>

⁴<https://www.kaggle.com/competitions/jigsaw-toxic-comment-classification-challenge/data>

⁵<https://www.kaggle.com/competitions/jigsaw-unintended-bias-in-toxicity-classification/data>

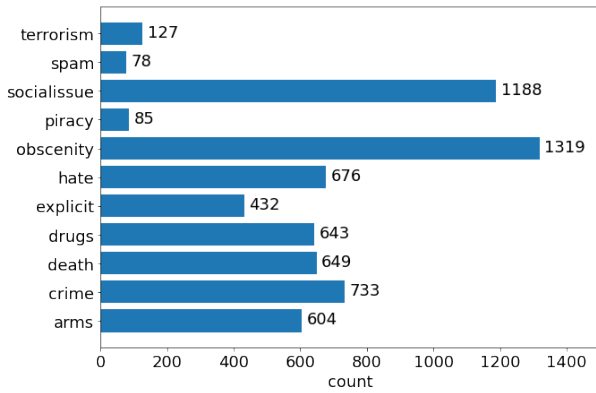


Figure 2: Counts of brand safety classes in the Private dataset. The dataset is multi-labeled, i.e. one example may belong to more than one class. Additionally, there are 29,596 negative examples in the dataset (not shown here).

Pos	Yikes....(this was pre covid btw) #racist #homophobic #exposed #fyp #foryou #awkward #lgbtq #blm
	oomf.. u caused this #danganronpa #byakuyatogami #makotonaegi #yasuirohagakure #genocidersyo #aoiasahina
Neg	im carrying this family on my back????
	#greenscreensticker #swordsman000 #animethings #hiddenanimesociety

Table 2: Examples from the Private dataset

4 Methodology

Datasets

We use the AHS, KTC, and JUB datasets to train our models. We implement two settings: 1) train a model using a single dataset, and 2) concatenate all three datasets to form the combined training set. We randomly select 10% of each dataset for validation. We evaluate our models on all test sets. The full Surge dataset sample is used for testing due to its small size. For SOLID, we do not collect the training examples (for which only tweet IDs are provided) and use the provided test split for evaluation. AHS does not have a designated test split, and we report results on its validation split. For KTC and JUB, we use the pre-defined training and test splits. The private dataset is treated as unseen and only used for testing. We extract an additional subset from it by combining negative (safe) examples and examples labelled as containing hate speech or obscenity, while excluding other brand safety classes.

Preprocessing

As the datasets have different classes and labeling criteria, we unify them by treating the task as a binary classification problem. We map all labels corresponding to hateful, toxic, and otherwise offensive texts to offensive (positive) class, and the rest to non-offensive (negative) class. If a value be-

tween 0.0 and 1.0 is provided instead of a discrete class label, we consider instances with toxicity scores strictly below 0.5 negative, and the rest positive. We do not apply any additional cleaning or filtering to the datasets.

Models

To obtain our classification models, we fine-tune the pre-trained DistilBERT model (Sanh et al. 2019) using the Hugging Face Transformers library (Wolf et al. 2019). We fine-tune each model for 3 epochs, keeping all other hyperparameters at their default values. For each model, we do 3 restarts of fine-tuning and report the average scores. We use 3 NVIDIA GeForce GTX TITAN X GPUs for each training run with a batch size of 16 instances per GPU.

Weighted Sampling

A strong class imbalance is seen across all training datasets, and the datasets differ significantly in size. This suggests that weighted sampling of instances during training may significantly influence the results shown by the models. In the default setting, we combine all training datasets into one dataset and sample its instances with equal probability. Additionally, we implement 3 variants of weighted sampling: with an equal probability of sampling from each of the 2 classes (to account for class imbalance), from each of the 3 datasets (to account for different datasets being unequally represented), and with equal weight given to each class of each dataset (the two previous strategies combined).

Evaluation

For each of the models, we report the F1-score on each of the test sets, averaged over 3 training runs.

Test set	Training set		
	KTC	JUB	AHS
KTC	0.674	0.666	0.592
JUB	0.508	0.691	0.296
AHS	0.897	0.846	0.995
SOLID	0.873	0.874	0.782
Surge	0.762	0.739	0.613
Private	0.253	0.135	0.189
Private-Subset	0.280	0.199	0.275

Table 3: Cross-dataset performance in F1 scores. In most cases, the results are clearly worse on out-of-domain data. Highest results for each test set are shown in **bold**. For AHS, we report results on the validation set.

5 Results

Results of models trained on different training sets are shown in Table 3. As expected, models perform best on their own respective test sets. The model trained on KTC yields better results than other training sets on all test-only sets except for SOLID. However, on the Private test set, all models show a large drop in metrics.

Test set	Sampling strategy			
	Combined	By label	By dataset	Both
KTC	0.690	0.652	0.686	0.669
JUB	0.687	0.676	0.675	0.646
AHS	0.989	0.989	0.998	0.998
SOLID	0.879	0.879	0.858	0.873
Surge	0.751	0.800	0.740	0.837
Private	0.162	0.198	0.194	0.203
Private-Subset	0.273	0.240	0.261	0.223

Table 4: F1 scores on different test sets achieved by fine-tuning on the combined training set with different weighted sampling strategies. "Combined" has no weighted sampling. "Both" samples by both label and dataset. Highest results for each test set are shown in **bold**. For AHS, we report results on the validation set.

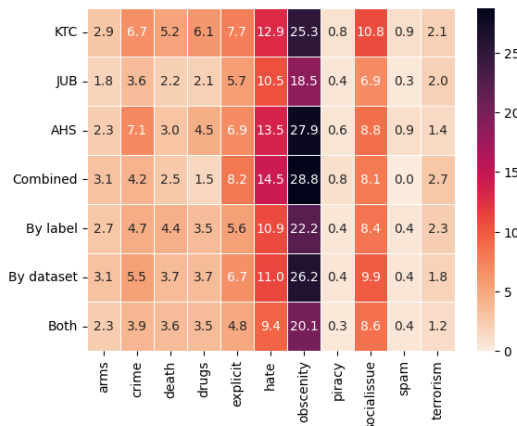


Figure 3: Heatmap of F1 scores $\times 100$ per class breakdown over all models on the Brand Safety test set. Obscenity and Hate Speech correspond to the toxicity detection domain better than the rest of the classes.

Table 4 shows the performance of various weighted sampling strategies over the combined dataset on the test sets. Simply combining all datasets without balancing yields the highest F1 scores in 4 test sets. Balancing by both label and dataset yields highest metrics in 3 test sets.

6 Discussion

In general, all fine-tuned models perform reasonably well on toxicity detection test sets. Weighted sampling is able to offer marginal boosts in performance.

Table 5 shows two challenging examples from the Surge dataset misclassified by the model fine-tuned on all data. In the first example, profanity is used to convey a positive sentiment. While in the Surge dataset profanity does not mean the example will be labeled as toxic, in some other datasets it does. Such differences in labelling are undeniably problematic for our models. For the false negative, world knowledge (which is also culture-specific in this case) is needed to rec-

FP	For real ep 6 is what took the show from "pretty good" to "i fucking love this show" for me
FN	Can't wait to see you dressed in an orange jumpsuit

Table 5: False positive (FP) and false negative (FN) examples from the Surge dataset

ognize the text as toxic/offensive.

Our hypothesis is that the hate speech and obscenity portions of the Private dataset would correspond the closest to the toxicity detection datasets, which is confirmed by higher F1 scores across all models on the Private-Subset than on the Private test set in Tables 3 and 4. From the per-class breakdown shown in Figure 3, we also observe that the aforementioned portions are indeed relatively closer compared to the rest of the GARM classes. Debated social issues and explicit sexual content portions correspond the next closest to the toxicity detection datasets. These scores are still much lower compared to the results achieved on the other test sets. This suggests many further differences, and we observe this dissimilarity in Figure 1 as well.

In general, brand safety in text moderation remains an under-explored area without many prior publications, which prompted us to explore the applicability of the related task of toxicity detection. Empirical results suggest that even though the two domains are related, this only applies to a small portion of brand safety aspects. Additional data collection and continuing to align brand safety-focused data to the current toxicity definitions will benefit future work. This is important because harmful content moderation is frequently driven in part by the pragmatic desire to protect commercial branding, thus creating a need to understand both tasks and how they relate.

7 Conclusion and Future Work

In this work, we perform an initial case study of extending toxicity detection to the task of brand safety. Our results reveal various challenges in using common toxicity detection datasets for solving this task, including domain differences between the datasets and a coverage mismatch between the tasks' label sets. We begin to address this gap using multi-dataset training and weighted sampling.

The scope of this work is limited to English data. In future work, it could be extended to other languages by using multilingual large language models and exploring relevant available data. Methods for bridging the gap between different domains and tasks could also be explored and may include combining the toxicity detection and brand safety data in various ratios.

8 Social Impact

Research on brand safety can help in the moderation of potentially harmful content in addition to hate speech, including illegal drug use and illegal arms use, taking a step towards a safer digital media environment.

9 Acknowledgments

We thank David Eigen, Michael Gormish, and Eran Nussinovitch for their support and guidance in this study, and Karen Herder and Michael Tolbert for their support in gathering the private dataset.

References

- Almerexhi, H.; Kwak, H.; Jansen, J.; and Salminen, J. 2019. Detecting Toxicity Triggers in Online Discussions. 291–292. ISBN 978-1-4503-6885-8.
- Arango, A.; Pérez, J.; and Poblete, B. 2019. Hate Speech Detection is Not as Easy as You May Think: A Closer Look at Model Validation. In *Proceedings of the 42nd International ACM SIGIR Conference on Research and Development in Information Retrieval*, SIGIR'19, 45–54. New York, NY, USA: Association for Computing Machinery. ISBN 9781450361729.
- Basile, V.; Bosco, C.; Fersini, E.; Nozza, D.; Patti, V.; Rangel Pardo, F. M.; Rosso, P.; and Sanguinetti, M. 2019. SemEval-2019 Task 5: Multilingual Detection of Hate Speech Against Immigrants and Women in Twitter. In *Proceedings of the 13th International Workshop on Semantic Evaluation*, 54–63. Minneapolis, Minnesota, USA: Association for Computational Linguistics.
- Byrd, J.; and Lipton, Z. C. 2018. What is the Effect of Importance Weighting in Deep Learning? In *International Conference on Machine Learning*.
- Davidson, T.; Warmusley, D.; Macy, M.; and Weber, I. 2017. Automated Hate Speech Detection and the Problem of Offensive Language. *Proceedings of the International AAAI Conference on Web and Social Media*, 11(1): 512–515.
- de Gibert, O.; Perez, N.; García-Pablos, A.; and Cuadros, M. 2018. Hate Speech Dataset from a White Supremacy Forum. In *Proceedings of the 2nd Workshop on Abusive Language Online (ALW2)*, 11–20. Brussels, Belgium: Association for Computational Linguistics.
- Fortuna, P.; and Nunes, S. 2018. A Survey on Automatic Detection of Hate Speech in Text. *ACM Comput. Surv.*, 51(4).
- Korencic, D.; Baris, I.; Fernandez, E.; Leuschel, K.; and Sánchez Salido, E. 2021. To Block or not to Block: Experiments with Machine Learning for News Comment Moderation. In *Proceedings of the EACL Hackashop on News Media Content Analysis and Automated Report Generation*, 127–133. Online: Association for Computational Linguistics.
- Kwak, H.; Blackburn, J.; and Han, S. 2015. Exploring Cyberbullying and Other Toxic Behavior in Team Competition Online Games. In *Proceedings of the 33rd Annual ACM Conference on Human Factors in Computing Systems*, CHI '15, 3739–3748. New York, NY, USA: Association for Computing Machinery. ISBN 9781450331456.
- Li, J.; and Ning, Y. 2022. Anti-Asian Hate Speech Detection via Data Augmented Semantic Relation Inference. *Proceedings of the International AAAI Conference on Web and Social Media*, 16(1): 607–617.
- Masko, D.; and Hensman, P. 2015. The Impact of Imbalanced Training Data for Convolutional Neural Networks.
- Mondal, M.; Silva, L. A.; and Benevenuto, F. 2017. A Measurement Study of Hate Speech in Social Media. In *Proceedings of the 28th ACM Conference on Hypertext and Social Media*, HT '17, 85–94. New York, NY, USA: Association for Computing Machinery. ISBN 9781450347082.
- Padurariu, C.; and Breaban, M. 2019. Dealing with Data Imbalance in Text Classification. *Procedia Computer Science*, 159: 736–745.
- Ranasinghe, T.; and Zampieri, M. 2020. Multilingual Offensive Language Identification with Cross-lingual Embeddings. In *Proceedings of the 2020 Conference on Empirical Methods in Natural Language Processing (EMNLP)*, 5838–5844. Online: Association for Computational Linguistics.
- Rosenthal, S.; Atanasova, P.; Karadzhov, G.; Zampieri, M.; and Nakov, P. 2021. SOLID: A Large-Scale Semi-Supervised Dataset for Offensive Language Identification. In *Findings of the Association for Computational Linguistics: ACL-IJCNLP 2021*, 915–928. Online: Association for Computational Linguistics.
- Sanh, V.; Debut, L.; Chaumond, J.; and Wolf, T. 2019. DistilBERT, a distilled version of BERT: smaller, faster, cheaper and lighter. In *5th Workshop on Energy Efficient Machine Learning and Cognitive Computing @ NeurIPS 2019*.
- Waseem, Z.; Thorne, J.; and Bingel, J. 2018. Bridging the Gaps: Multi Task Learning for Domain Transfer of Hate Speech Detection.
- WFA. 2022. Garm brand Safety Floor + Suitability Framework.
- Wolf, T.; Debut, L.; Sanh, V.; Chaumond, J.; Delangue, C.; Moi, A.; Cistac, P.; Rault, T.; Louf, R.; Funtowicz, M.; and Brew, J. 2019. HuggingFace's Transformers: State-of-the-art Natural Language Processing. *CoRR*, abs/1910.03771.
- Wullach, T.; Adler, A.; and Minkov, E. 2021. Towards Hate Speech Detection at Large via Deep Generative Modeling. *IEEE Internet Computing*, 25(2): 48–57.
- Yuan, L.; and Rizoïu, M.-A. 2022. Detect Hate Speech in Unseen Domains using Multi-Task Learning: A Case Study of Political Public Figures.
- Zampieri, M.; Nakov, P.; Rosenthal, S.; Atanasova, P.; Karadzhov, G.; Mubarak, H.; Derczynski, L.; Pitenis, Z.; and Çöltekin, Ç. 2020. SemEval-2020 Task 12: Multilingual Offensive Language Identification in Social Media (OffensEval 2020). In *Proceedings of the Fourteenth Workshop on Semantic Evaluation*, 1425–1447. Barcelona (online): International Committee for Computational Linguistics.