

Large Language Models are Diverse Role-Players for Summarization Evaluation

Ning Wu Ming Gong Linjun Shou Shining Liang Daxin Jiang*
Microsoft STC Asia

{wuning, migon, lisho, shiningliang,dji }@microsoft.com

Abstract

Text summarization has a wide range of applications in many scenarios. The evaluation of the quality of the generated text is a complex problem. A big challenge to language evaluation is that there is a clear divergence between existing metrics and human evaluation. For example, the quality of a document summary can be measured by human annotators from both objective aspects, such as grammatical and semantic correctness, as well as subjective dimensions, such as comprehensiveness, succinctness, and interestingness. Most of the automatic evaluation methods like BLUE/ROUGE may be not able to capture the above dimensions well. In this paper, we propose a new evaluation framework based on LLMs, which provides a comprehensive evaluation framework by comparing generated text and reference text from both objective and subjective aspects. First, we propose to model objective and subjective dimensions of generated text based on roleplayers prompting mechanism. Furthermore, we introduce a context-based prompting mechanism that is able to generate dynamic roleplayer profiles based on input context. Finally, we design a multi-roleplayer prompting technology based on batch prompting to integrate multiple evaluation results into evaluation results. Experimental results on two real datasets for summarization show that our model is highly competitive and has a very high consistency with human annotators.

rics can capture lexicon level or semantic level similarity between generated text and reference text, specific dimensions like coherence, grammar, interestingness and etc still can't be captured. As shown in Figure 1 for the summarization task, when the text quality reaches a certain level, typical metrics like BLUE/ROUGE can't represent real text quality. To bridge the gap between human evaluation and automatic metrics, there are mainly two challenges: 1) How to model objective evaluation dimensions like coherence, grammar and etc. 2) How to model subjective evaluation dimensions like interestingness (Gao et al., 2014; Hidi and Baird, 1986), comprehensiveness and usefulness from the view of users. Natural language has diverse expressions for one thing, so it's hard to measure its quality only based on several static dimensions.

Raw Article: (CNN) The FBI is offering a reward of...	
Summary 1 The FBI is offering a reward of up to \$10,000 for information leading to the location of Naomi Irion, an 18-year-old Nevada woman who has been missing for weeks. Authorities on Friday arrested 41-year-old Troy Driver of Fallon, Nevada, holding him on a kidnapping charge, according to the Lyon County Sheriff's office, which said Irion was still missing.	Summary 2 The FBI Washington Field Office, along with our partners from the Fairfax County Police Department and the U.S. Attorney's Office, is offering a reward of up to \$10,000 for information that leads to the arrest and conviction of the individual(s) responsible for the 1998 murders of Sherry Ann Culp and her unborn child, Kelsey, in Springfield, Virginia.
Existed Metrics BLEU <input checked="" type="checkbox"/> METEOR <input checked="" type="checkbox"/> ROUGE-L <input checked="" type="checkbox"/> BertScore <input checked="" type="checkbox"/> MoverScore <input checked="" type="checkbox"/>	Existed Metrics BLEU <input checked="" type="checkbox"/> METEOR <input checked="" type="checkbox"/> ROUGE-L <input checked="" type="checkbox"/> BertScore <input checked="" type="checkbox"/> MoverScore <input checked="" type="checkbox"/>
Human Judgement Coherence <input checked="" type="checkbox"/> Independence <input checked="" type="checkbox"/> Conciseness <input checked="" type="checkbox"/> Comprehensiveness <input checked="" type="checkbox"/> Interestingness <input checked="" type="checkbox"/>	Human Judgement Coherence <input checked="" type="checkbox"/> Independence <input checked="" type="checkbox"/> Conciseness <input checked="" type="checkbox"/> Comprehensiveness <input checked="" type="checkbox"/> Interestingness <input checked="" type="checkbox"/>

Figure 1: Two summarizations of CNN News, they are generated by two models (GPT3 (Brown et al., 2020), T0 (Sanh et al., 2021)), and have similar BLEU and ROUGE metrics, but the second summary is obviously worse than the first one on multiple dimensions.

1 Introduction

Text summarization has wide applications in various research and application fields. Recently, some works found that there is a clear gap between existed metrics like BLEU, ROUGE, BertScore (Zhang et al., 2019) and human annotations (Goyal et al., 2022; Yuan et al., 2022). Although typical overlap-based and model-based met-

Inspired by the capability of LLMs on multi-domains, we will explore how to utilize LLMs to conduct measurement in this paper. Since it's hard to let LLMs give a consistent score across

*Corresponding author.

different samples (Wang et al., 2022), we propose a comparison-based evaluation method to quantify the quality of the generated text, namely DRPE, which stands for Diverse Role-Player for Text Generation Evaluation. Especially, we design a roleplayer-based prompting strategy in this system for objective and subjective dimension measurement. Our method consists of two parts: 1) Static role construction and dynamic role prompts generation. 2) A multi-roleplayer framework to conduct a comprehensive evaluation.

Given a generation task, its measurement can be decomposed into several dimensions. Typical objective metrics like coherence and grammar are relatively easy to be agreed on by most people, so we created static roles manually for each objective dimension of the task. It is formulated as *<Judge types, Judge description>*. With a static role, we prompt LLM by asking it to pretend a real judge based on judge type and description and then vote for the better choice. However, a comprehensive measurement is usually complex and dynamic. With different cases in a text generation task, different dimensions need to be considered. Hence we propose to dynamically generate some potential users based on the content and let LLMs conduct subjective measurements for these users. The dynamic roles can be formulated as *<User types, User description>*. Finally, we propose a multi-roleplayer framework to remove redundant roleplayers and integrate the vote results of multiple roleplayers. Besides, the multiple roleplayers framework can also improve the stability of the LLM-based measurement system. Experimental results demonstrate that our method significantly outperforms zero-shot LLMs on two typical summarization datasets.

2 Related Works

2.1 Large Language Model

Large language model has been found to be capable of few-shot learning (Brown et al., 2020). Chain-of-Thought (Wei et al., 2022) is proposed to empower model reasoning capability for complex tasks. ZeroShot-Cot (Kojima et al., 2022) still shows relatively strong reasoning ability without any examples. Least-to-Most (Zhou et al., 2022) LLM decomposes a complex question into several sub-questions and solves these sub-questions in sequence and finally give a complete answer to the original question. In this paper, we mainly explore

the capability of LLM to compare the generated text and reference text.

2.2 Existed Metrics

The most widely used metric in machine translation is BLEU (Papineni et al., 2002), which includes several modifications to Exact- P_n . A smoothed variant, SENTBLEU is computed at the sentence level. METEOR (Banerjee and Lavie, 2005) computes Exact- P_1 and Exact- R_1 while allowing backing-off from exact unigram matching to matching word stems, synonyms, and paraphrases. ROUGE (Lin, 2004) is a commonly used metric for summarization evaluation. ROUGE-n computes Exact- R_n (usually $n = 1, 2$), while ROUGE-L is a variant of Exact- R_1 with the numerator replaced by the length of the longest common subsequence. BERTScore (Zhang et al., 2019) computes a similarity score for each token in the candidate sentence with each token in the reference sentence.

3 Methodology

As discussed in Section 1, currently, it forms a gap with human evaluation that automatic metrics for text generation stop at surface similarity (lexicon level or semantic level) which leads to biased perception and evaluation of the text generation capability of LLMs. In this section, we elaborate our proposed measurement framework for text generation primarily includes diversified roleplayers generation and roleplayers-based evaluation.

3.1 Diversified RolePlayers Generation

To build a novel framework differing from existing calculation-based automatic metrics, we decompose this task into objective and subjective dimensions and propose an LLM-based measurement method. In our framework, the LLMs act as a judge with a distinctive role to evaluate the text quality in a corresponding dimension and generate its evaluation results. Thus, we need to generate diversified roleplayers for objective and subjective dimensions at first.

Objective RolePlayers In general, overlap-based metrics such as BLUE/ROUGE only focus on lexicon-level consistency by the n-gram mechanism. Even though model-based metrics like BERTScore could further handle subtle syntax or semantic changes by embeddings similarity, there are two reasons making us believe that model-based

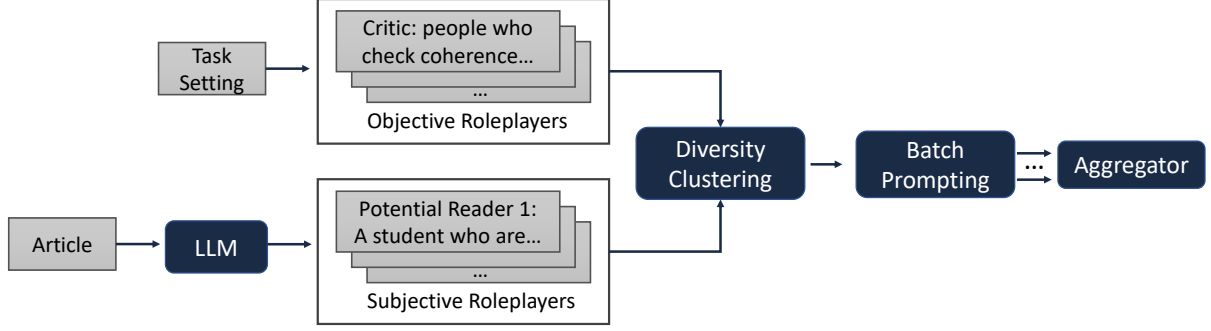


Figure 2: The overall framework of DRPE. Objective roleplayers are curated manually based on task setting, and subjective roleplayers are dynamically generated by LLMs. After diversity clustering, similar roles are eliminated, and all roles are played by LLMs to compare two candidates in batch prompting. Finally, results from multiple roles are aggregated.

Summarization Roles

1. **General Public:** These readers may be interested in the story and looking for updates on the investigation.
2. **Critic:** These people will check fluent writing, clear sentences, and good wording in summary writing.",
3. **News Author:** These readers will check the summary for consistency with the original article.

Figure 3: Multiple different static roles for summarization task. For different generation tasks, different aspects need to be taken into consideration. A good summary usually requires fluent writing, proper wording and capturing key points of raw article.

metrics are hard to give a realistic and reliable evaluation to high-quality text generated by LLMs. Here we take BERTScore for illustration. First, the embedding space of LLMs is much different from that of BERT as they are pre-trained using different corpora and strategies. Second, the parameter scale of BERT is much smaller than those of LLMs so it can't in turn represent LLMs' rich semantics.

Consequently in this paper, we take some advanced quality dimensions like fluency, consistency, grammar and coherence into consideration, which were rarely adopted before as they are difficult to be measured accurately. Since different tasks usually require different objective dimensions, and these dimensions are relatively easy to be agreed on by most people, hence we manually curated static objective dimensions for each task and make sure all these dimensions are fundamental and objective. As shown in Figure 3, multiple different roles are designed for summarization tasks. The static objective roles schema is presented as below:

<Judge type, Judge description>

where each *Judge* works on one or multiple specific objective dimensions and *Judge description* breaks down and exposit what specifically the Judge would focus on when evaluating.

Subjective RolePlayers As is well known, there is no ideal golden answer for text generation like understanding tasks. Human-written material should only serve as an excellent reference. Different readers would evaluate the text from their own standpoints. Take the sports news about a famous sports player in a match for example,

- For the writing style, ordinary readers expect that it's concise and easy to understand, while journalists would pay attention to its structure and choices of words.
- For the content, causal fans like comprehensive data of the sports player and horizontal comparison with others, while die-hard fans are more eager for in-depth analysis of the sports player through data.

Therefore, we propose to collect subjective evaluations of model-generated text from diverse user perspectives, including whether they think the text is interesting, useful, etc. These dimensions are more abstract and difficult to quantify than objective dimensions which few studies have touched on and addressed to our knowledge. Specifically, we take each generated text as the context and prompt the LLM to generate its potential readers dynamically following the below schema:

<User type, User description>

Here we design two user role generation prompts. As shown in Figure 4, the former requires the LLM

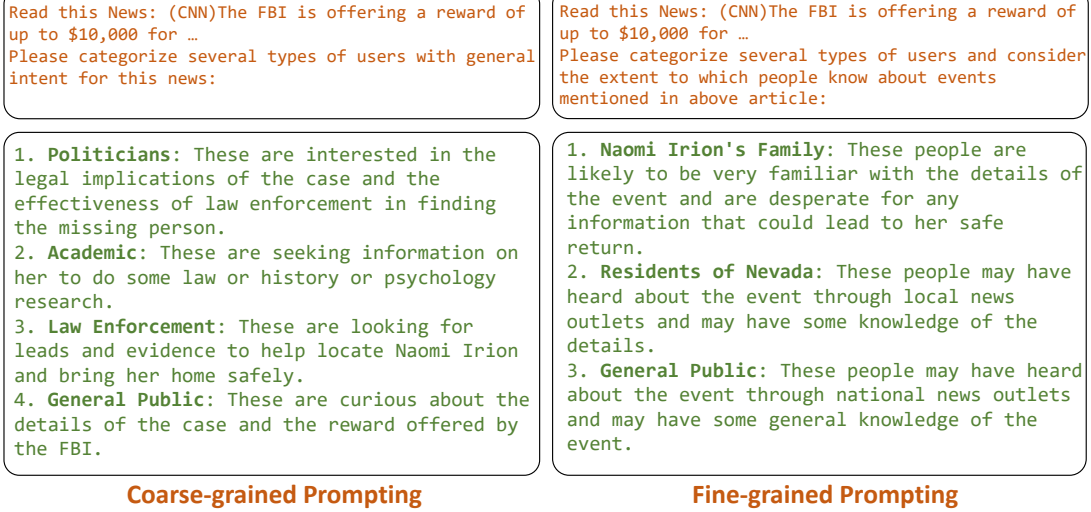


Figure 4: Coarse-grained and fine-grained prompting mechanism for comprehensive user profiles generation.

to consider the most common occupations with most people in the world which is coarse-grained and the latter aims to categorize people based on their familiarity with the text topics which is fine-grained.

We merge objective judges and subjective users as multi-role players for cooperation. Considering that there may exist duplicate or similar users, we propose to conduct diversity clustering to improve measurement performance and reduce inference costs. First, each roleplayer type and its description are concatenated as the input of Sentence-BERT (Reimers and Gurevych, 2019) to obtain the representation. Next, we use DBSCAN (Ester et al., 1996) algorithm to cluster roleplayers and those closest to each cluster center are kept. Finally, the left role players will be leveraged for text evaluation.

3.2 RolePlayer-based Evaluation

To mitigate the discrepancy between the human evaluation and automatic metrics, we propose to leverage the roleplayers as crowdsourcing voters to compare the summaries from multi-dimensions. Besides the static roleplayers that scrutinize the objective dimensions including grammar, fluency, coherence, etc, the dynamic roleplayers are generated according to the current article and simulate the psychology and behavior of the article readers (roles) to convey their subjective feelings. It's expected that our method could achieve higher consistency with human evaluation than existing automatic metrics focusing on surface similarity.

Evaluation of RolePlayer Given the article A , we posit the reference summary generated by humans as S , and the candidate summary generated by models as \hat{S} , respectively. To evaluate, all the roleplayers perform pair-wise comparison as Figure 5, since point-wise comparisons are inconsistent across different samples and list-wise comparisons are not stable. By our prompting, the LLMs play a specific role and output its analysis of two summaries, finally voting which summary is of better quality. In more detail, we parse and quantify the comparison result as a :

$$a = \begin{cases} 0 & \text{If voting is "Summary 1"} \\ 1 & \text{If voting is "Summary 2"} \end{cases} \quad (1)$$

Assuming the DRPEScore for generated text \hat{S} is $P(a|\mathbf{p}, A, S, \hat{S})$, $a \in \{0, 1\}$, it could be obtained by modeling the joint probability of reason and voting result as below:

$$P(a|\mathbf{p}, A, S, \hat{S}) = \mathbb{1}(a = \hat{a})P(\hat{a}, \mathbf{r}|\mathbf{p}, A, S, \hat{S}, R) \quad (2)$$

where \mathbf{r} is the comparison reason, \mathbf{p} represents the prompt used here, a is voting result from LLMs, A is raw article and R is the roleplayer. To compute $P(\hat{a}, \mathbf{a})$, similar to Wang et al. (2022), we leverage the confidence when roleplayer generates its voting normalized by the output length (Brown et al., 2020),

$$P(\hat{a}, \mathbf{r}|\mathbf{p}, A, S, \hat{S}, R) = \exp \frac{1}{K} \sum_{k=1}^K \log P(t_k|\mathbf{p}, A, S, \hat{S}, R, t_1, \dots, t_{k-1}) \quad (3)$$

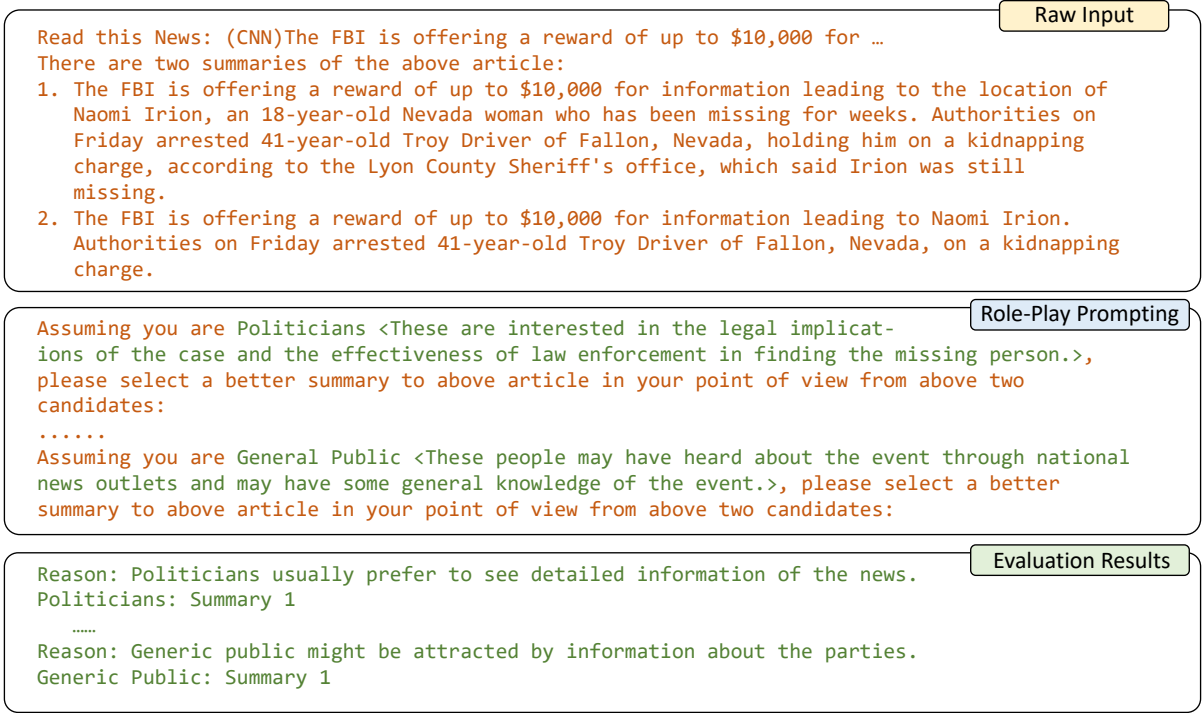


Figure 5: Compare generated summary and reference summary by multiple roleplayers with batch prompting.

where $\log P(t_k|\mathbf{p}, A, S, \hat{S}, R, t_1, \dots, t_{k-1})$ is the log probability of k -th token t_k in \mathbf{r} and K is number of tokens.

Batch Prompting To efficiently get comparison results for the summary pair (S, \hat{S}) of multiple roleplayers, we design a multi-roleplayer framework based on batch prompting to measure by both objective and subjective metrics in one-off inference. The different metrics are reflected by the objective and subjective roleplayers generated and clustered in Section 3.1. As shown in Figure 5, first, all the roleplayers are prompted to give votes for (S, \hat{S}) with respect to A in their point of view, i.e., which summary could better describe the article, and tell us the reasons. Then we aggregate the results to parse $\mathbf{a} = \{a_j\}_{j=1}^N$ where N is the number of roleplayers. According to Equation 2, the multi-roleplayer DRPEScore by batch prompting can be formulated as below:

$$P(\mathbf{a}|\mathbf{p}, A, S, \hat{S}) = \sum_{j=1}^N \mathbb{1}(a = \hat{a}_j) P(\hat{a}_j, \mathbf{r}|\mathbf{p}, A, S, \hat{S}, R_j) \quad (4)$$

Compared with Self-Consistency CoT (Wang et al., 2022), our framework decouples the answer (comparison result) and reasoning path (comparison reason), and brings higher inference efficiency as Self-

Consistency CoT needs to generate the candidate answers separately.

4 Experiments

4.1 Experiments Setting

Datasets •*CNN/DM* (Nallapati et al., 2016; Hermann et al., 2015): contains reference summaries that are approximately 3-4 sentences long. Summaries in this dataset are highly extractive and lead-biased. We use human study data on 100 recent articles from CNN, collected between March 1, 2022, and June 31, 2022. Each article is annotated by at least three judges, and they are asked to choose the best and worst summaries from three candidates. To reduce noises, we only keep the best summary with at least 2 out of 3 votes and worst summary with at least 2 out of 3 votes. Finally, we obtain 81 best and worst summary pairs with a piece of corresponding news.

•*XSum* (Narayan et al., 2018): contains 1 sentence summaries of BBC news articles. In this dataset, references summaries, and consequently generated summaries from fine-tuned models are highly abstractive. We use human study data on 100 recent articles from BBC, collected between March 1, 2022, and June 31, 2022. We also take a similar preprocessing strategy on this dataset.

Metrics To measure the consistency between various metrics and human annotations, we follow the WMT18 (Ma et al., 2018) standard practice and use absolute Pearson correlation $|\rho|$ to evaluate metric quality, and compute significance with the Williams test for $|\rho|$ and bootstrap re-sampling for τ as suggested by Graham & Baldwin (Graham and Baldwin, 2014).

Baselines Automatic metrics proposed for summarization evaluation can be broadly divided into two categories: (1) overlap-based metrics, specifically ROUGE METEOR and BLEU, and (2) similarity-based metrics that compute the similarity between embeddings representations of generated and reference summaries. Specifically, we report BERTScore and MoverScore. We also design two LLM-based metrics and called them LLMScore and ManualDRPEScore, respectively. For LLMScore, we carefully design prompts for LLM, and directly use it to predict a better passage. For ManualDRPEScore, we manually design several roles for it as follows:

- Students*: These are studying in high school and want to know more about the world.
- Business Man*: These are working in a big company and are interested in any business opportunity.
- Politician*: These are pursuing an election victory in a medium country.
- General public*: These readers may be interested in the story and looking for updates on the investigation.
- Critic*: These people will check fluent writing, clear sentences, and good wording in summary writing.
- News Author*: These readers will check the summary for consistency with the original article.

Implementation We use the public GPT-3 (Brown et al., 2020) of the text-DaVinci-003 version with 175B parameters from OpenAI for the LLMs implementation and use greedy decoding for inference with the temperature set to 0. We select this LLM because it has the strongest reasoning performance among public LLMs. Especially, we use three roles *General Public*, *Critic*, and *News Author* as objective roleplayers in our DRPEScore, and we ask the model to generate 5 dynamic roles for each case.

4.2 Results

Comparison with Existed Metrics Tables 1 shows Pearson correlation to human judgments.

Table 1: Pearson correlation between several automatic metrics and human annotation. MDRPE denotes ManualDRPEScore and DRPE denotes DRPEScore.

Metrics	BertScore	LLM	MDRPE	DRPE
CNN	0.55	0.58	0.75	0.90
XSum	0.57	0.62	0.73	0.87

We observe that typical relevance-based metrics BERTScore consistently perform bad, and the simplest LLM-based method has a close performance to BERTScore. Two types of DRPEScore, manual DRPEScore, and DRPEScore have a clear gap between the other two methods. Especially, DRPEScore consistently performs better than the manual way.

Effects of Hyperparameters

We test DRPEScore and ManualDRPEScore with different subjective role numbers k in $[0, 2, 4, 6]$ on two datasets, Figure 7 shows the experimental results. When k increases from 0 to 6, the experimental indicators first increase and then slightly decrease on the CNN/DM dataset, when $k=4$, the correlation to human evaluation achieves a peak. On the Xsum dataset, experimental results are similar, and more roles (6) don’t bring improvements compared to fewer roles (4). With the increase of role numbers k , We observe some irrelevant roles are generated and they are not so helpful to judgment. Especially, when k is 0, all subjective roles are disabled, and only 3 objective roles are kept.

Qualitative Analysis Previously, we have shown the effectiveness of our model on two summarizations tasks. In this part, we qualitatively analyze why DRPEScore is able to yield good performance.

As shown in Figure 6, given the latest news, it talks about the cases between Amber Heard and Johnny Depp, and our model needs to select a better one from two candidate summaries. Firstly, we generated several subjective roles like *Amber Heard Fans User*, *Johnny Depp Fans User*, *Celebrity Gossip User*, *Legal System User* based on news content. These users are very representative because of the strong inference ability of LLMs. Secondly, each user and judge are played by LLMs to compare the two summaries. We leverage a batch prompting mechanism to speed up the inference procedure. For each case, there are only two LLMs calls. Especially, LLMs believe that the *Johnny Depp Fans User*, who might be negative to *Amber Heard Fans*

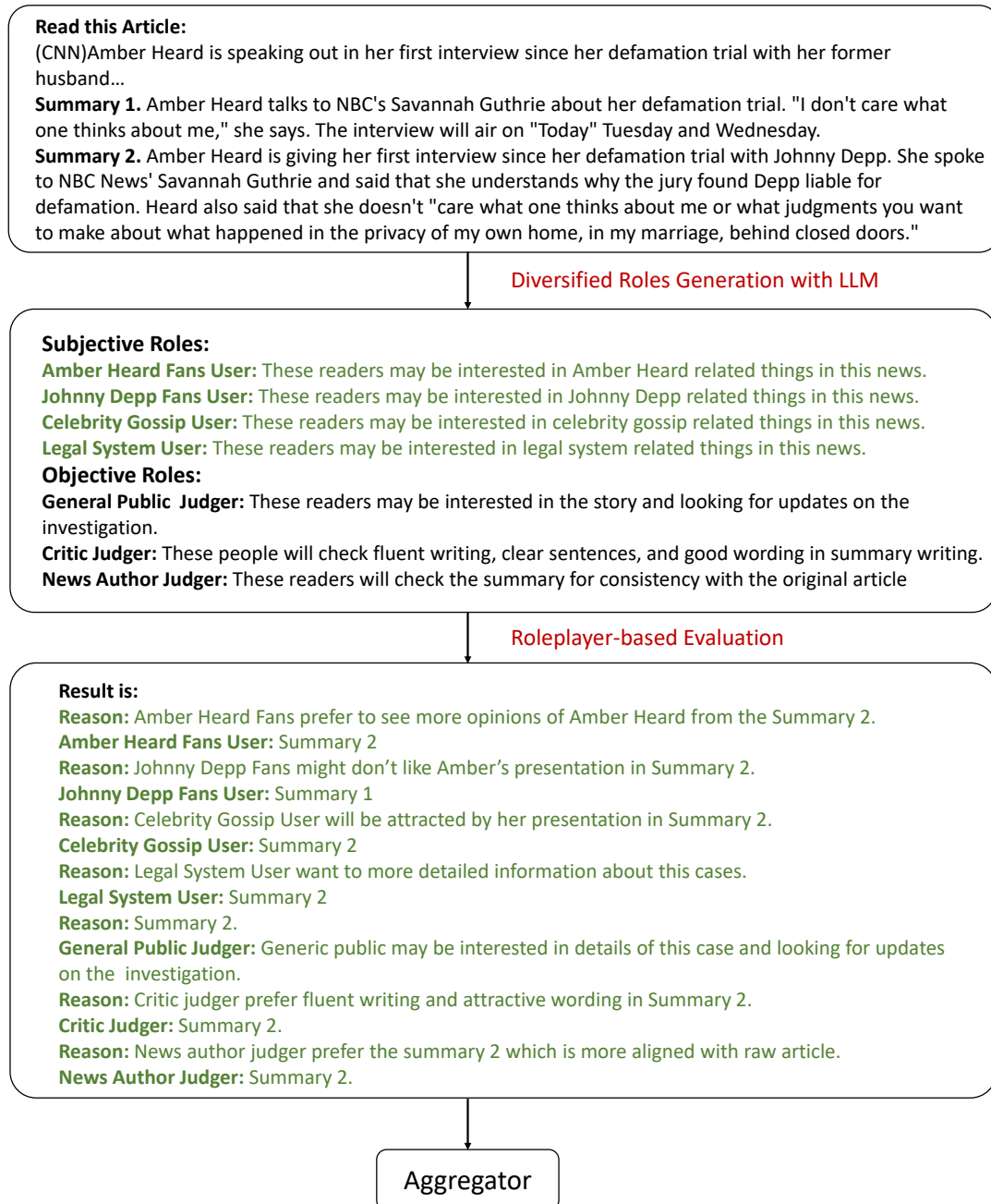


Figure 6: Evaluation procedure for two summaries given a piece of news. We use the green font to represent the content generated by the model. With suitable prompting, the LLM is able to generate relevant roles and generate judgment for these roles.

User, will prefer to choose summary 1.

5 Conclusion

We propose DRPEScore, a new comparison-based metric for evaluating generated text against gold standard references. Our DRPEScore is designed to be simple and task-agnostic. Our experiments illustrate that DRPEScore could provide a human-like ability to conduct a comprehensive evaluation, especially on challenging long text generation

like summarization tasks. In future work, we look forward to exploring the capabilities of LLMs as judges on more text evaluation tasks and reducing the computation cost.

References

Satanjeev Banerjee and Alon Lavie. 2005. Meteor: An automatic metric for mt evaluation with improved correlation with human judgments. In *Proceedings of the acl workshop on intrinsic and extrinsic evalu-*

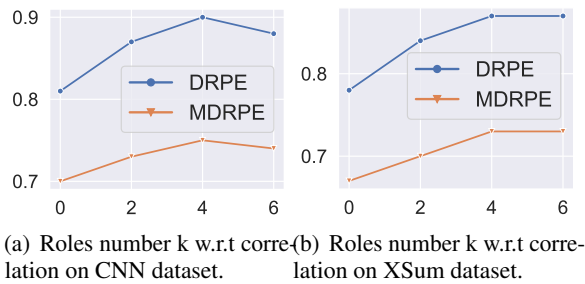


Figure 7: Effect of role number on model performance.

ation measures for machine translation and/or summarization, pages 65–72.

Tom Brown, Benjamin Mann, Nick Ryder, Melanie Subbiah, Jared D Kaplan, Prafulla Dhariwal, Arvind Neelakantan, Pranav Shyam, Girish Sastry, Amanda Askell, et al. 2020. Language models are few-shot learners. *Advances in neural information processing systems*, 33:1877–1901.

Martin Ester, Hans-Peter Kriegel, Jörg Sander, Xiaowei Xu, et al. 1996. A density-based algorithm for discovering clusters in large spatial databases with noise. In *kdd*, volume 96, pages 226–231.

Jianfeng Gao, Patrick Pantel, Michael Gamon, Xiaodong He, and Li Deng. 2014. Modeling interest-iness with deep neural networks. In *Proceedings of the 2014 conference on empirical methods in natural language processing (EMNLP)*, pages 2–13.

Tanya Goyal, Junyi Jessy Li, and Greg Durrett. 2022. News summarization and evaluation in the era of gpt-3. *arXiv preprint arXiv:2209.12356*.

Yvette Graham and Timothy Baldwin. 2014. Testing for significance of increased correlation with human judgment. In *Proceedings of the 2014 Conference on Empirical Methods in Natural Language Processing (EMNLP)*, pages 172–176.

Karl Moritz Hermann, Tomas Kocisky, Edward Grefenstette, Lasse Espeholt, Will Kay, Mustafa Suleyman, and Phil Blunsom. 2015. Teaching machines to read and comprehend. *Advances in neural information processing systems*, 28.

Suzanne Hidi and William Baird. 1986. Interestingness—a neglected variable in discourse processing. *Cognitive science*, 10(2):179–194.

Takeshi Kojima, Shixiang Shane Gu, Machel Reid, Yutaka Matsuo, and Yusuke Iwasawa. 2022. Large language models are zero-shot reasoners. *arXiv preprint arXiv:2205.11916*.

Chin-Yew Lin. 2004. Rouge: A package for automatic evaluation of summaries. In *Text summarization branches out*, pages 74–81.

Qingsong Ma, Ondřej Bojar, and Yvette Graham. 2018. Results of the wmt18 metrics shared task: Both characters and embeddings achieve good performance. In *Proceedings of the third conference on machine translation: shared task papers*, pages 671–688.

Ramesh Nallapati, Bowen Zhou, Caglar Gulcehre, Bing Xiang, et al. 2016. Abstractive text summarization using sequence-to-sequence rnns and beyond. *arXiv preprint arXiv:1602.06023*.

Shashi Narayan, Shay B Cohen, and Mirella Lapata. 2018. Don’t give me the details, just the summary! topic-aware convolutional neural networks for extreme summarization. *arXiv preprint arXiv:1808.08745*.

Kishore Papineni, Salim Roukos, Todd Ward, and Wei-Jing Zhu. 2002. Bleu: a method for automatic evaluation of machine translation. In *Proceedings of the 40th annual meeting of the Association for Computational Linguistics*, pages 311–318.

Nils Reimers and Iryna Gurevych. 2019. Sentencebert: Sentence embeddings using siamese bert-networks. In *Proceedings of the 2019 Conference on Empirical Methods in Natural Language Processing and the 9th International Joint Conference on Natural Language Processing (EMNLP-IJCNLP)*, pages 3982–3992.

Victor Sanh, Albert Webson, Colin Raffel, Stephen H Bach, Lintang Sutawika, Zaid Alyafeai, Antoine Chaffin, Arnaud Stiegler, Teven Le Scao, Arun Raja, et al. 2021. Multitask prompted training enables zero-shot task generalization. *arXiv preprint arXiv:2110.08207*.

Xuezhi Wang, Jason Wei, Dale Schuurmans, Quoc Le, Ed Chi, and Denny Zhou. 2022. Self-consistency improves chain of thought reasoning in language models. *arXiv preprint arXiv:2203.11171*.

Jason Wei, Xuezhi Wang, Dale Schuurmans, Maarten Bosma, Ed Chi, Quoc Le, and Denny Zhou. 2022. Chain of thought prompting elicits reasoning in large language models. *arXiv preprint arXiv:2201.11903*.

Xingdi Yuan, Tong Wang, Yen-Hsiang Wang, Emery Fine, Rania Abdelghani, Pauline Lucas, Hélène Sauzéon, and Pierre-Yves Oudeyer. 2022. Selecting better samples from pre-trained llms: A case study on question generation. *arXiv preprint arXiv:2209.11000*.

Tianyi Zhang, Varsha Kishore, Felix Wu, Kilian Q Weinberger, and Yoav Artzi. 2019. Bertscore: Evaluating text generation with bert. *arXiv preprint arXiv:1904.09675*.

Denny Zhou, Nathanael Schärli, Le Hou, Jason Wei, Nathan Scales, Xuezhi Wang, Dale Schuurmans, Olivier Bousquet, Quoc Le, and Ed Chi. 2022. Least-to-most prompting enables complex reasoning in large language models. *arXiv preprint arXiv:2205.10625*.