

# Unified Text Structuralization with Instruction-tuned Language Models

Xuanfan Ni<sup>1</sup>, Piji Li<sup>1</sup>, and Huayang Li<sup>2</sup>

<sup>1</sup>Nanjing University of Aeronautics and Astronautics

<sup>2</sup>Nara Institute of Science and Technology

<sup>1</sup>{xuanfanni, pjli}@nuaa.edu.cn, <sup>2</sup>li.huayang.lh6@is.naist.jp

## Abstract

Text structuralization is one of the important fields of natural language processing (NLP) consists of information extraction (IE) and structure formalization. However, current studies of text structuralization suffer from a shortage of manually annotated high-quality datasets from different domains and languages, which require specialized professional knowledge. In addition, most IE methods are designed for a specific type of structured data, e.g., entities, relations, and events, making them hard to generalize to others. In this work, we propose a simple and efficient approach to instruct large language model (LLM) to extract a variety of structures from texts. More concretely, we add a prefix and a suffix instruction to indicate the desired IE task and structure type, respectively, before feeding the text into a LLM. Experiments on two LLMs show that this approach can enable language models to perform comparable with other state-of-the-art methods on datasets of a variety of languages and knowledge, and can generalize to other IE sub-tasks via changing the content of instruction. Another benefit of our approach is that it can help researchers to build datasets in low-source and domain-specific scenarios, e.g., fields in finance and law, with low cost.

## 1 Introduction

Text structuralization is a task aims to convert unstructured natural language to structured data. These structured results are beneficial for many downstream tasks, such as data mining and text analysis. Text structuralization generally has the following two steps: (1) Information extraction (IE), such as named entity recognition (NER) (Huang et al., 2015; Ma and Hovy, 2016; Devlin et al., 2018a), relation extraction (RE) (Zeng et al., 2018; Luan et al., 2019; Zhong and Chen, 2021), event extraction (EE) (Yang et al., 2019; Wadden et al., 2019), etc.; (2) Structure Formalization, which change the format of the information

<b>Input Text</b>	dillon sheppard ( born 27 february 1979 ) is a south african football ( soccer ) left-winger who plays for premier soccer league club bidvest wits and south africa
<b>Output Result</b>	Name: dillon sheppard Birth date: 27 february 1979 Nationality: south african Occupation: football left-winger Club: bidvest wits National team: south africa

Table 1: An example of a text to structured data, in which we first extract crucial information from text, e.g., name entites, events and relations, and generate the appropriate key to form a key-value pair for each extracted content.

extracted from text to key-value pairs. Table 1 shows an example of a text converted to structured data.

The studies of text structuralization and information extraction have been developed for decades (Wu et al., 2020; Wang and Ma, 2019;), and current techniques can achieve high performance on amount of benchmark datasets and tasks. However, there are still the vast amounts of difficulties and challenges. First, building high-quality labelled datasets for text structuralization tasks is extremely expensive, because the tasks may cover many different domains and require a lot of professional human effort. For instance, ACE2005 (Dodington et al., 2004) dataset, which is the most popular dataset among IE studies, only contains 599 documents for training. This may result in insufficient training data and poor model performance. Second, datasets for text structuralization may vary widely in domains and languages. However, most methods in text structuralization may be biased to a specific dataset, which results in a poor generalization ability. An example can well illustrate

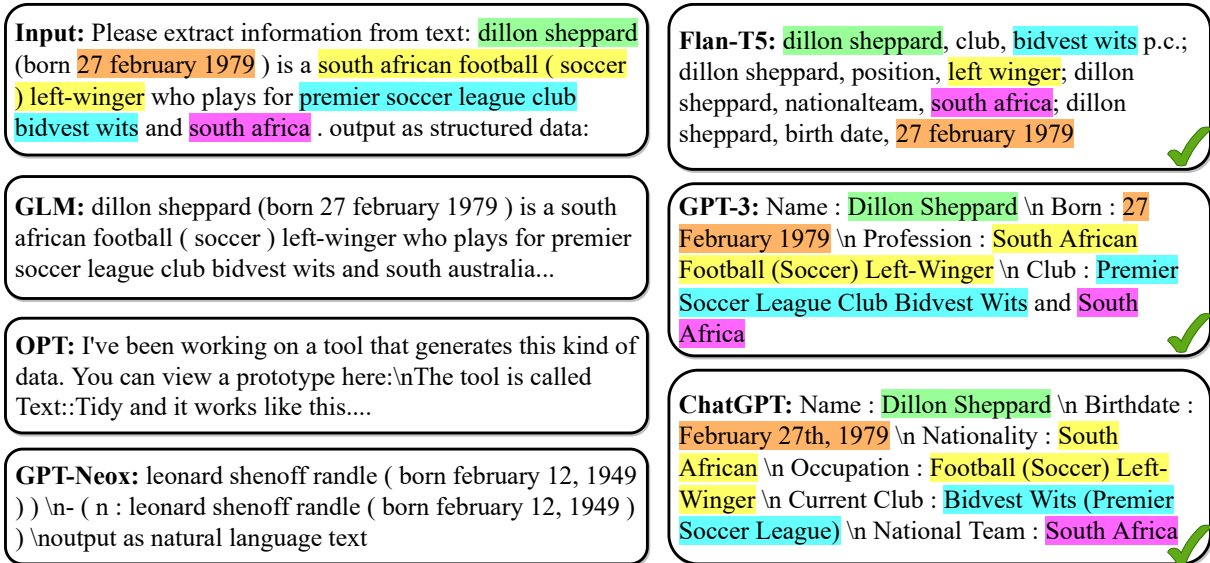


Figure 1: Outputs of different models for the same text with instructions. Text highlighted in the same colour indicates the same key information. A green tick indicates that the output is structured and correct.

the above point that Bert-base-NER<sup>1</sup> (Devlin et al., 2018b) can achieve an F1-score of 91.3% on test set of CoNLL-2003 (Sang and De Meulder, 2003), but only gets F1-score less than 10% on test set of Gutenberg Time (Kim et al., 2020), an english time NER dataset.

In addition, the existing deep learning based text structuralization models can be divided into different folds, such as pipeline (Zhong and Chen, 2021), end2end (Ma and Hovy, 2016), joint modeling (Lin et al., 2020), etc. And most of them require multiple sub-models to be cascaded, like PURE (Zhong and Chen, 2021), which uses two separate models for entity extraction and relation classification tasks. This is complicated and can lead to errors accumulating and propagating between models. Constructing a general model that can simultaneously extract entities, relations, events, and other crucial information is important but underexplored.

Recently, large language models have achieved amazing success in the field of NLP. Instruction-tuning ((Brown et al., 2020); Chung et al., 2022b), which further improves the generalization ability of large models and their performance under zero-shot condition, comes from the intuition that NLP tasks can be described by natural language instructions, such as *Answer the following yes/no question by reasoning step-by-step* or *Translate the text into English*. Leveraging large language models to cope with NLP tasks can obtain several advantages:

(1) Large language models have a large number of parameters and a rich training corpus. Therefore, they can store expertise in different domains and have comprehension and generalisation capabilities to deal with cross-domain tasks. (2) Benefiting from their instruction tuning and fine-tuning training method, large language models can achieve good performance by providing a few examples or even an instruction without training.

Inspired by the advantages of the instruction-tuned model, to address the above challenges and issues, we propose a straightforward instruction-based approach to conduct the problem of zero-shot/few-shot information extraction and text structuralization. Specifically, we guide large language models to perform text structuralization task by adding a prefix instruction and a suffix instruction. Following this idea, we test 6 large language models, namely ChatGPT, GPT-3 (InstructGPT, 175B) (Brown et al., 2020), FLAN-T5-XXL(13B) (Chung et al., 2022b), GPT-NeoX-20B (Black et al., 2021), OPT-30B (Zhang et al., 2022) and Glm-130B (Zeng et al., 2022). Figure 1 shows the results of these large language models, from which we can see that only the instruction-tuned models, GPT-3, ChatGPT and FLAN-T5, have the ability to recognize instructions and perform corresponding tasks. We conduct text structuralization experiments on four datasets, namely Wikibio, WikitableT, Rotowire and Medical-NER. We select the F1-score of the key and value and structure degree of the out-

<sup>1</sup><https://huggingface.co/dslim/bert-base-NER>

put content as metrics. Experimental results show that our method can enable large language models to implement text structuralization task, and can achieve comparable performance.

Our contributions can be summarized as follows:

1. We propose an instruction-based text structuralization and information extraction method to make large language models to extract information from texts and output as structured format under zero-shot condition.
2. For text structuralization and information extraction, we design experiments to verify the effectiveness of our method. We also design experiments to investigate the effect of different instructions on the experimental results.
3. F1-score and structure degree results of two experiments on Wikibio, WikitableT, Rotowire, Medical-NER, and ACE2005 show that our method can enable large language models to conduct the text structuralization and information extraction task and achieve a comparable performance, without training or manually annotated data.

## 2 Related Work

**Information Extraction (IE)** is the task of extracting information, which is structured data, from a text, which is unstructured or semi-structured data. There are some traditional sub-tasks in IE. For example, named entity recognition (NER) recognizes entities and corresponding categories appearing in a text. Relation extraction (RE) identifies the relationships between entities and events. Event extraction (EE) distinguishes events described in a text, and is usually divided into Trigger Identification, Argument Identification, Argument Role Classification, etc. Role-filler entity extraction (REE) fills entities into event templates and is similar to EE.

Over the last two decades or more, there has been extensive research into EE and its subtasks. For example, (Collins and Singer, 1999) introduced a method using the spelling rule that use look-up tables or predefined patterns. (Zhou and Su, 2002) employed Hidden Markov Model(HMM) to identify the name entity and their types. After these there are more advanced methods like LSTM(Jie and Lu, 2019), and with transformer model (Vaswani et al., 2017) proposed, BERT series models (Devlin et al., 2018a) based on transformer encoder achieve the state-of-the-art in NER task, and also perform well in RE and EE

tasks(Wadden et al., 2019; Zhang et al., 2019b; Lin et al., 2020). Other methods include using dependency trees in deep learning models for RE task (Miwa and Bansal, 2016; Liu et al., 2015; Zhang et al., 2018) and incorporating the interaction between event types (Li et al., 2019) or argument roles (Wang et al., 2019) using hierarchy-based modeling for EE task. However, most existing methods or models require a large number of pre-annotated datasets for training, and the generalization ability are not strong.

Another related field is open information extraction (OpenIE) that aims at extracting information from texts without pre-defined schemas ( Schmitz et al., 2012; Stanovsky et al., 2018; Zhan and Zhao, 2020). Current OpenIE models can only extract simple structures like tuples from short text. Our method aims at extracting as much information as possible from medium to long texts.

**Large language models (LLM)** are a series of models that make use of deep learning networks and are trained on a vast quantities corpus(Brown et al., 2020; Wei et al., 2022; Xu et al., 2022a). Large language models have shown impressive performance on various downstream tasks, like machine translation (Voita et al., 2019), text generation (Yuan et al., 2022), and even complex common-sense reasoning (Lewkowycz et al., 2022). GPT-3 (Brown et al., 2020), with 175 billion parameter, has shown strong performance on many NLP tasks and benchmarks in few-shot setting. The latest ChatGPT model released by OpenAI some time ago has set off a new round of AI boom. From technical answers to scene play, from ghostwriting papers to chatting to relieve boredom, ChatGPT seems to be omnipotent. The most common way to use LLMs is fine-tuning, which refers to the processing of adapting a general-purpose model for a specific task or domain, achieved by training LLMs on a smaller dataset relevant to the task (Wei et al., 2021). Recent years, in-context learning makes the use of LLMs more convenient and efficient (Min et al., 2022). Provide LLMs a set of prompts (often input-output pairs), and LLMs can learn the patterns and execute the desired task. However, both fine-tuning and in-context learning require more or less sample data, and still pose difficulties for the general use of LLMs. So researches of LLMs under zero-shot setting become popular.

**Instruction-tuning** is a training method that fine-tune the model on a collection of NLP datasets

Dataset	Text	Annotated Answers
WikitableT	emmanuel jal acted as tulu in a film named " africa united " in 2010.	year: 2010; film: africa united; role: tulu; genre: drama
	" i think i like it " was released on 4 august 2010 .	year: 2010; title: " i think i like it "; release date: 4 august 2010
Wikibio	william ato ankrah , (born 7th july 1979) better known by his stage name akoo nana is a hiplife musician from ghana . since 2009 , he has been making a large impact in africa 's hiplife scene through his authentic sounding music and captivating stage craft .	Name: William Ato Ankrah; Stage Name: Akoo Nana; Date of Birth: 7th July 1979; Profession: Hiplife Musician; Country of Origin: Ghana; Year of Entry into Music: 2009
	matt elliot is an english folk guitarist and singer from bristol , england , who plays dark folk music . he also produced and recorded electronic music under the name the third eye foundation .	Name: Matt Elliott; Nationality: English; Occupation: Folk Guitarist and Singer; Origin: Bristol, England; Genre: Dark Folk Music; Alias: The Third Eye Foundation

Table 2: Four examples are taken from WikitableT and Wikibio respectively. Answers of the examples in WikitableT are the source tabular data in the original dataset. We use string matching and manual inspection to eliminate key-value pairs that have nothing to do with the text. Answers of the examples in Wikibio are from manual annotation.

expressed via natural language instructions (Wei et al., 2021). This simple method has been shown to improve the zero-shot learning abilities of language models. Follow an instruction, LLMs can perform well on unseen tasks (Wei et al., 2021; Chung et al., 2022b; Xu et al., 2022b), and even more close to human needs like writing a poem (Chakrabarty et al., 2022). Our method is inspired by the performance of instruction-tuned LLMs under zero-shot condition.

### 3 Methodology

#### 3.1 Instruction Method

We add instructions to the text before it is fed to the large language model. Following the idea of (Wei et al., 2021), we first manually construct a collection containing different forms of instructions. The instruction with the best performance on the validation set of Wikibio is used for the rest experiments in our work. Please refer to the section 5.1 for more details. Specifically, the original input text is converted to **Prefix + Text + Suffix**. Among them, prefix="Please get information form text" is used to indicate the task, and suffix="Output as structured data" is used to control the output format. And the instruction contents can be transformed according to the task. For example, in non-English text structuralization tasks, instructions are translated into the corresponding language.

#### 3.2 Language Models

We leverage two collections of transformer language models with instruction-tuning. The first is GPT-3, for which we use text-ada-001, text-babbage-001, text-curie-001, and text-davinci-003<sup>2</sup>, which presumably correspond to Instruct-GPT models with parameters 350M, 1.3B, 6.7B and 175B. We use these models through the OpenAI API. The second is FLAN-T5, for which we use FLAN-T5-Base, FLAN-T5-Large, FLAN-T5-XL and FLAN-T5-XXL, which have 250M, 780M, 3B and 11B parameters. We download FLAN-T5 series models from huggingface<sup>3</sup> and use the transformers package to load the model (Chung et al., 2022a).

#### 3.3 Dataset Construction

To the best of our knowledge, there is no text structuralization dataset that extracts all information from texts and outputs it as a key-value format without any pre-defined types or schemas. Therefore, we use automatic script and manual annotation to construct the dataset from table-to-text datasets: (1) Wikibio (Lebret et al., 2016): gathers 728,321 biographies from English Wikipedia and for each article, it provides the first paragraph and the infobox (both tokenized), (2) WikitableT (Chen et al., 2020): contains Wikipedia article sections and their

<sup>2</sup><https://openai.com/api/>

<sup>3</sup><https://huggingface.co/google/flan-t5-xxl>

Dataset	Num	Avg Tokens	Avg Pairs
WikitableT	2000	13.89	3.76
Wikibio	100	101.50	7.53
Rotowire	100	359.00	16.40
Medical-NER	100	132.56	6.28

Table 3: Statistics of WikitableT, Wikibio, Rotowire, and Medical-NER datasets, including the number of texts, average tokens and average key-value pairs per text.

corresponding tabular data and various metadata, (3) Rotowire (Puduppully et al., 2019): contains instances composed of a text and two tables from the sports domain, where the text is a report of a basketball game and the two tables represent the scores of teams and players respectively, (4) Medical-NER: contains Chinese electronic medical records describing the status of the patient, from the Xunfei Open Platform<sup>4</sup>. We list some examples of automatic and manual annotation in Table 2 and Appendix B.

**Automatically labeled dataset** We automatically construct dataset from WikitableT, in which each sample consists of several key-value pairs and a short sentence. We use the short sentence as source text and the corresponded key-value pairs as target structured data. However, there may be a situation where the value of pair is not included or mentioned in the sentence. So, we check all pairs for each sentence by string matching. We filter out pairs that are not relevant to the sentence and save the rest as answers.

**Manually labeled dataset** If the text length is long, the automatic labeling method above is not applicable, since there is a high probability of missing other key information and many key-value pairs cannot be determined whether related to the text merely by string match. And there are lots of troubles in existing table-to-text datasets. For instance, Wikibio is very dirty and has noise information like *imagesize:150px*. WikitableT only contains structured data that related to points, rebounds, assists, and other numerical information, but misses match location, match time, next match opponent, etc. So we randomly sample 100 texts from the remaining three datasets above and manually label them. Table 3 gives the statistics of these datasets.

<sup>4</sup><http://challenge.xfyun.cn/topic/info?type=medical-entity>

## 4 Experimental Setup

### 4.1 Datasets

For text structuralization experiment, we make use of datasets constructed in 3.3, which are automatically labeled WikitableT and manually labeled Wikibio, Rotowire, and Medical-NER. For information extraction experiment, we choose **ACE2005** (Doddington et al., 2004) dataset, which is the most popular dataset among information extraction studies. It has annotations for 599 documents with labels for entities, relations and events. Documents annotated for ACE 2005 are in English, Arabic and Chinese from six different domains, i.e., Newswire, Broadcast News, Broadcast Conversations, Weblog, Usenet News Group, and Conversational Telephone Speech. We choose the English text among them to carry out the experiment.

### 4.2 Baselines

We compare with the following baseline methods.

**Few-shot prompting** For the text structuralization experiment, we consider standard few-shot prompting as a baseline, popularized by (Brown et al., 2020), in which a language model is given in-context exemplars of input-output pairs before outputting a prediction for a test-time example. In this experiment, exemplars are formatted as `<text: + input, output:+output>`, and for Wikibio, WikitableT and Rotowire, we select 3-6 samples from the training set, and then manually label the results as a prompt.

**Instruction with prompt** In addition to the few-shot prompting, we also consider combining prompting method and instruction method as a baseline for the text structuralization experiment. Specifically, we replace the format of exemplars with `<Prefix+input, Suffix+output>`.

**Deep learning models** For the information extraction experiment, we choose the state-of-the-art models or methods on ACE2005 datasets as baselines, including (1) **PURE** (Zhong and Chen, 2021), which is essentially built on two independent encoders and merely uses the entity model to construct the input for the relation model, (2) **PL-Marker** (Ye et al., 2022), which is a neighborhood-oriented packing strategy that considers the neighbor spans integrally to better model the entity boundary information, and (3) **NLI+**, which addresses IE tasks as an entailment problem.

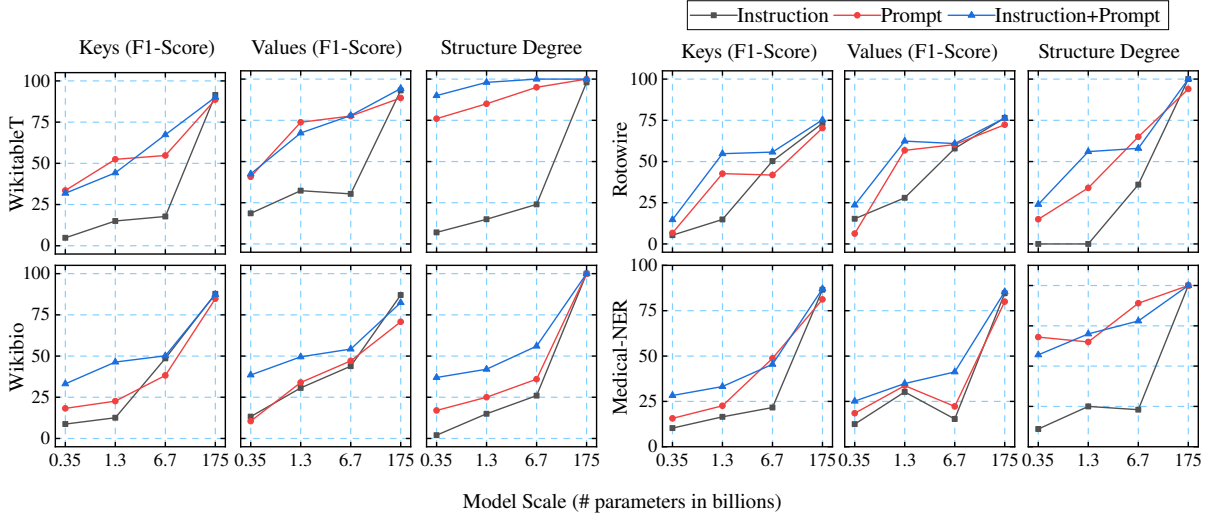


Figure 2: F1-score and structure degree results (%) of GPT-3 series models using three methods on WikitableT, Wikibio, Rotowire and Medical-NER. Each metric score of three methods generally increase with the expand of the model size.

**Decoding strategy** Since the maximization-based decoding methods, e.g., greedy search and beam search, tend to generate tedious and repetitive text, we use top- $p$  sampling as our decoding method, following Holtzman et al. (2020). We set  $P = 0.9$ .

### 4.3 Metrics

We evaluate the performance of a method based on (1) the number of correct keys, (2) the number of correct values and (3) how structured the output is. For (1) and (2), we adopt the F1 score as the evaluation metric. We set  $y$  to be the set of predicted keys or values,  $y^*$  to be the set of ground-truth. Precision is defined as the percentage of the correctly predicted results among the predicted results:

$$P = \frac{1}{|y|} \sum_{y \in y} \max_{y^* \in y^*} O(y, y^*) \quad (1)$$

Recall is defined as the percentage of the correctly predicted results among the set of ground-truth:

$$R = \frac{1}{|y^*|} \sum_{y^* \in y^*} \max_{y \in y} O(y, y^*) \quad (2)$$

Finally,  $F1 = 2/(1/P + 1/R)$ . Here,  $O(\cdot)$  denotes a way of judging whether the prediction is correct. However, results generated by large language models do not contain types or span boundaries, which are important for evaluation protocol of traditional IE task ((Bekoulis et al., 2018); (Taillé et al., 2020)). In addition, some metrics used for generation task,

such as bleu (Papineni et al., 2002), rouge (Lin, 2004), etc., are not suitable for this situation. For example, both *time* and *date* can describe time information appearing in the text. But the scores of bleu and rouge are 0. So we consider two settings of  $O(\cdot)$ . For WikitableT, we use the setting in (Wu et al., 2021) and consider BERTScore (Zhang et al., 2019a) to calculate the similarity between predictions and ground-truths, since structured data extracted from WikitableT are relatively fixed and easy. For Wikibio, Rotowire and Medical-NER, we consider human evaluation. For (3), we manually evaluate the structure degree score of the model’s generated results for each text, since the delimiters in results vary and are not fixed. The score ranges from 0 to 100, and 100 means that the result is completely composed of data in the form of key-value, and each data is separated by a delimiter. 0 means that the result is a piece of text without any signs of structure.

## 5 Results and Analysis

### 5.1 Results of Text Structuralization

#### Main results

Experimental outputs for GPT-3 collection, model size and datasets are shown in Figure 2. Due to space limitations, we report the remaining results in the Table 6 in Appendix A. There are three key takeaways. First, as the model scale increases, the F1-Score of the keys and values and the structure degree of the output contents extracted by three

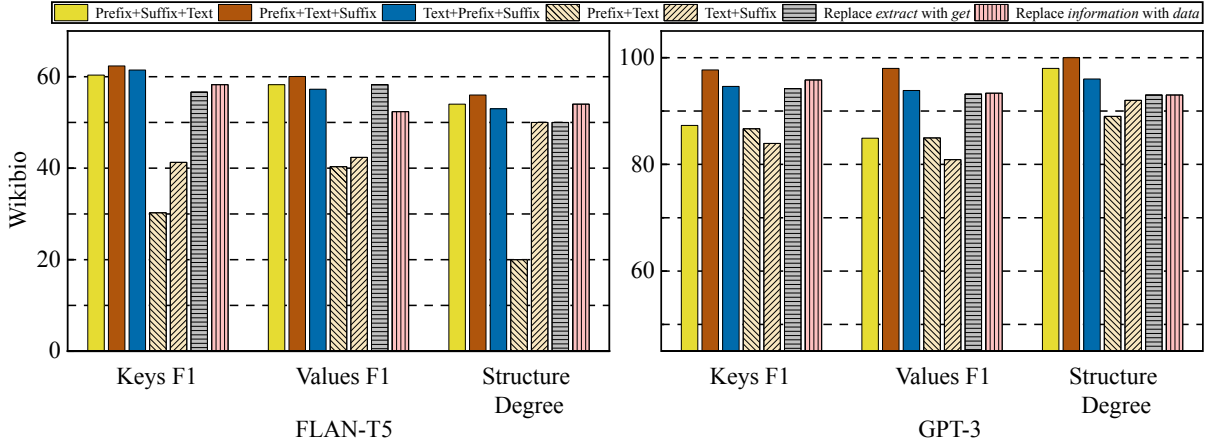


Figure 3: Performance of different instructions for GPT-3 and FLAN-T5 series models on Wikibio.

methods show an overall upward trend. This suggests that a simple instruction can make instruction-tuned large language models perform well in text structuralization task. In addition, the length of the text is also a critical factor. The model performs much better on short texts than long texts. According to our analysis, this may be due to the fact that the excessively long text reduces the proportion of instruction in the input, thus diluting the control effect of instruction on the model’s outputs. And FLAN-T5 is just the opposite that owns better performance of instruction method than that of prompting method.

Second, for the GPT-3 series of models, prompting method performs better than instruction method, especially in short to medium texts of Wikibio and WikiTableT. And for a model size of 175B, the results of three methods are very close. For FLAN-T5, the performance of prompting method is lower than that of instruction. The reason is possibly that prompting method is a type of in-context learning, and GPT-3 develops a wide range of skills and pattern recognition abilities during unsupervised pre-training, and then uses these abilities at inference time to rapidly adapt to or recognize the desired task from prompts. Therefore, on a low scale, GPT-3 is better at identifying tasks from the prompt than from the instruction. On a larger scale, GPT-3’s comprehension ability is powerful enough to recognize tasks from an instruction.

Finally, the results of GPT-3 on Medical-NER show that large language models can extract information from texts in different languages and fields, simply by changing the content of the instruction to the corresponding language.

Models		NER	EE	RE
PL-MARKER		91.1	–	73.0
PURE		90.9	–	69.4
NLI+		–	71.8	–
FLAN-T5	Base+I	12.70	6.37	16.56
	Large+I	21.78	19.08	20.52
	XL+I	29.25	29.30	36.99
	XXL+I	40.80	26.52	33.94
GPT-3	text-ada-001+I	0	0	0
	text-babbage-001+I	11.26	5.25	0
	text-curie-001+I	35.71	22.68	15.27
	text-davinci-001+I	74.31	46.95	40.28

Table 4: Overall entity, event, and relation F1 scores of baselines and GPT-3 and FLAN-T5 with instruction method (%) on the test sets of ACE2005. Our method is under zero-shot setting but still achieves comparable performance to the baselines.

### Ablation analysis of instruction-based methods

In this subsection, we perform ablation analysis of instruction methods. We consider the impact of the position and content of instruction on the model output. Specifically, we calculate various metrics score of model when the input content is (1) **Prefix + Suffix + Text**, (2) **Text + Prefix + Suffix**, (3) **Prefix + Text**, and (4) **Text + Suffix**. In addition, we also replaced keywords in the instruction. We replace *extract* with *get* and *information* with *data* respectively, and also calculate metrics score.

Figure 3 shows these results for GPT-3 175B and FLAN-T5-XXL on Wikibio. Changing the position of the prefix and suffix or replacing some words in the instruction causes a small drop in performance. This shows that the large language model is not sensitive to the position of the instruction. It does

Setting	Method	Key F1		Value F1		Structure Degree	
		greedy	top-p	greedy	top-p	greedy	top-p
Instruction	Base	24.36	34.12	33.67	43.74	33	28
	Large	41.17	40.4	50.27	48.84	45	43
	XL	40.5	46.67	66.79	73.24	60	55
	XXL	45.52	49.75	71.01	76.22	61	62
Prompting	Base	2.36	3.67	10.37	6.25	14	2
	Large	33.17	28.91	26.37	25.24	16	15
	XL	14.28	16.39	28.26	22.04	22	12
	XXL	43.30	44.78	44.23	42.86	39	36
Instruction+P	Base	45.26	46.34	55.26	51.89	31	35
	Large	44.72	41.94	60.14	46.6	28	30
	XL	46.38	47.87	69.81	73.47	65	62
	XXL	52.57	53.14	77.23	80.45	74	73

Table 5: Performance of two decoding strategies used by three methods on Wikibio dataset. The large language model is FLAN-T5 series.

not rely on position to distinguish instruction from text, nor does it rely on a few specific keywords. It really understands the instruction, recognises it and completes the task. However, with only prefix or suffix, the metric score drops significantly, indicating that both prefix and suffix have an important impact on the performance of the models.

### Analysis of decoding strategies

Table 5 indicates that when the scale of the model is small, the decoding method of greedy decoding is not as good as top-p sampling in F1-score of key and value, but it may have an advantage in structure degree. However, On FLAN-T5-XXL, the performance of the two is very close, showing that the larger the model, the smaller the impact of the decoding method on the output result.

## 5.2 Results of Information Extraction

Table 4 shows the results of baselines and GPT-3 series models, from which we can see that for NER, RE, EE tasks, large language models can achieve relatively good performance by adding an instruction. Although there is still a gap compared to baseline models, the exciting thing is that this method does not require any fine-tuning or building of prompts in advance, which reduces the cost. It also shows that large language models have a strong generalisation ability and can perform a variety of different tasks.

## 5.3 Case Study

In order to analyse the shortcomings of instructing a large language model to perform text structuralization task by adding instructions, we collect some

bad cases from the outputs of the models and analyse the reasons for their errors. We are pleasantly surprised to find that some errors that are common on small-scale models disappear on larger models. As shown in Table 7 (Appendix), for case 1, FLAN-T5-XXL extracted the duplicate information *birthdate: 1949* from text, and for case 2, FLAN-T5-XXL misidentified *deathplace* as *zorgvlied*. For case 3, the output information from text-curie-001 is in English, but the text and instructions are all in Chinese. None of these problems occur on GPT-3 175B. This shows that the larger the scale of the model, the fewer mistakes are made and the more accurate the understanding of the instructions. It also shows that the instructions are only a guide and that the results depend entirely on the ability of the model itself and the understanding of the instructions.

## 6 Conclusion

In this paper, we explore the ability of large language models to understand instructions and perform text structuralization task. We propose a method of adding a prefix and a suffix instruction to indicate the desired IE task and structure type, respectively, before feeding the text into a LLM, and we label four datasets manually or automatically. Experiments on datasets from different languages and domains show that a simple instruction can enable large language models to perform comparably to other state-of-the-art methods on datasets, and to generalize to other IE sub-tasks via changing the content of instruction. This method may help researchers build datasets in low-source and domain



specific scenarios with low cost, e.g., in the fields of finance and law.

## Limitations

The limitations of our method mainly come from the disadvantages of using large language models. First of all, most of the large language models that work well are not open source or charged. This makes it difficult for us to conduct batch experiments or daily use on it. Next, a small number of open-source models require a lot of GPU resources when used, which is a difficult problem for quite many researchers, such as students.

## Ethics Statement

We honor and support the ACL code of Ethics. Text structuralization methods or models aim to extract key information from text and output as structured data. The interaction and assistance process do not involve any bias towards to the participants. All datasets used in this work are from previously published works, and in our view, do not have any attached privacy or ethical issues.

## References

- Giannis Bekoulis, Johannes Deleu, Thomas Demeester, and Chris Develder. 2018. Adversarial training for multi-context joint entity and relation extraction. *arXiv preprint arXiv:1808.06876*.
- Sid Black, Gao Leo, Phil Wang, Connor Leahy, and Stella Biderman. 2021. [GPT-Neo: Large Scale Autoregressive Language Modeling with Mesh-Tensorflow](#). If you use this software, please cite it using these metadata.
- Tom Brown, Benjamin Mann, Nick Ryder, Melanie Subbiah, Jared D Kaplan, Prafulla Dhariwal, Arvind Neelakantan, Pranav Shyam, Girish Sastry, Amanda Askell, et al. 2020. Language models are few-shot learners. *Advances in neural information processing systems*, 33:1877–1901.
- Tuhin Chakrabarty, Vishakh Padmakumar, and He He. 2022. Help me write a poem: Instruction tuning as a vehicle for collaborative poetry writing. *arXiv preprint arXiv:2210.13669*.
- Mingda Chen, Sam Wiseman, and Kevin Gimpel. 2020. Wikitable: A large-scale data-to-text dataset for generating wikipedia article sections. *arXiv preprint arXiv:2012.14919*.
- Hyung Won Chung, Le Hou, Shayne Longpre, Barret Zoph, Yi Tay, William Fedus, Eric Li, Xuezhi Wang, Mostafa Dehghani, Siddhartha Brahma, Albert Webson, Shixiang Shane Gu, Zhuyun Dai, Mirac Suzgun, Xinyun Chen, Aakanksha Chowdhery, Sharan Narang, Gaurav Mishra, Adams Yu, Vincent Zhao, Yanping Huang, Andrew Dai, Hongkun Yu, Slav Petrov, Ed H. Chi, Jeff Dean, Jacob Devlin, Adam Roberts, Denny Zhou, Quoc V. Le, and Jason Wei. 2022a. [Scaling instruction-finetuned language models](#).
- Hyung Won Chung, Le Hou, Shayne Longpre, Barret Zoph, Yi Tay, William Fedus, Eric Li, Xuezhi Wang, Mostafa Dehghani, Siddhartha Brahma, et al. 2022b. Scaling instruction-finetuned language models. *arXiv preprint arXiv:2210.11416*.
- Michael Collins and Yoram Singer. 1999. Unsupervised models for named entity classification. In *1999 Joint SIGDAT conference on empirical methods in natural language processing and very large corpora*.
- Jacob Devlin, Ming-Wei Chang, Kenton Lee, and Kristina Toutanova. 2018a. Bert: Pre-training of deep bidirectional transformers for language understanding. *arXiv preprint arXiv:1810.04805*.
- Jacob Devlin, Ming-Wei Chang, Kenton Lee, and Kristina Toutanova. 2018b. [BERT: pre-training of deep bidirectional transformers for language understanding](#). *CoRR*, abs/1810.04805.
- George R Doddington, Alexis Mitchell, Mark A Przybocki, Lance A Ramshaw, Stephanie M Strassel, and Ralph M Weischedel. 2004. The automatic content extraction (ace) program-tasks, data, and evaluation. In *Lrec*, volume 2, pages 837–840. Lisbon.
- Ari Holtzman, Jan Buys, Li Du, Maxwell Forbes, and Yejin Choi. 2020. [The curious case of neural text degeneration](#). In *8th International Conference on Learning Representations, ICLR 2020, Addis Ababa, Ethiopia, April 26-30, 2020*. OpenReview.net.
- Zhiheng Huang, Wei Xu, and Kai Yu. 2015. Bidirectional lstm-crf models for sequence tagging. *arXiv preprint arXiv:1508.01991*.
- Zhanming Jie and Wei Lu. 2019. Dependency-guided lstm-crf for named entity recognition. *arXiv preprint arXiv:1909.10148*.
- Allen Kim, Charuta Pethe, and Steven Skiena. 2020. [What time is it? temporal analysis of novels](#).
- Rémi Lebret, David Grangier, and Michael Auli. 2016. Neural text generation from structured data with application to the biography domain. *arXiv preprint arXiv:1603.07771*.
- Aitor Lewkowycz, Anders Andreassen, David Dohan, Ethan Dyer, Henryk Michalewski, Vinay Ramasesh, Ambrose Slone, Cem Anil, Imanol Schlag, Theo Gutman-Solo, et al. 2022. Solving quantitative reasoning problems with language models. *arXiv preprint arXiv:2206.14858*.

- Wei Li, Dezhi Cheng, Lei He, Yuanzhuo Wang, and Xiaolong Jin. 2019. Joint event extraction based on hierarchical event schemas from framenet. *IEEE Access*, 7:25001–25015.
- Chin-Yew Lin. 2004. Rouge: A package for automatic evaluation of summaries. In *Text summarization branches out*, pages 74–81.
- Ying Lin, Heng Ji, Fei Huang, and Lingfei Wu. 2020. A joint neural model for information extraction with global features. In *Proceedings of the 58th Annual Meeting of the Association for Computational Linguistics*, pages 7999–8009.
- Yang Liu, Furu Wei, Sujian Li, Heng Ji, Ming Zhou, and Houfeng Wang. 2015. A dependency-based neural network for relation classification. *arXiv preprint arXiv:1507.04646*.
- Yi Luan, Dave Wadden, Luheng He, Amy Shah, Mari Ostendorf, and Hannaneh Hajishirzi. 2019. A general framework for information extraction using dynamic span graphs. *arXiv preprint arXiv:1904.03296*.
- Xuezhe Ma and Eduard Hovy. 2016. End-to-end sequence labeling via bi-directional lstm-cnns-crf. *arXiv preprint arXiv:1603.01354*.
- Sewon Min, Xinxu Lyu, Ari Holtzman, Mikel Artetxe, Mike Lewis, Hannaneh Hajishirzi, and Luke Zettlemoyer. 2022. Rethinking the role of demonstrations: What makes in-context learning work? *arXiv preprint arXiv:2202.12837*.
- Makoto Miwa and Mohit Bansal. 2016. End-to-end relation extraction using lstms on sequences and tree structures. *arXiv preprint arXiv:1601.00770*.
- Kishore Papineni, Salim Roukos, Todd Ward, and Wei-Jing Zhu. 2002. Bleu: a method for automatic evaluation of machine translation. In *Proceedings of the 40th annual meeting of the Association for Computational Linguistics*, pages 311–318.
- Ratish Puduppully, Li Dong, and Mirella Lapata. 2019. Data-to-text generation with content selection and planning. In *Proceedings of the AAAI conference on artificial intelligence*, volume 33, pages 6908–6915.
- Erik F Sang and Fien De Meulder. 2003. Introduction to the conll-2003 shared task: Language-independent named entity recognition. *arXiv preprint cs/0306050*.
- Michael Schmitz, Stephen Soderland, Robert Bart, Oren Etzioni, et al. 2012. Open language learning for information extraction. In *Proceedings of the 2012 joint conference on empirical methods in natural language processing and computational natural language learning*, pages 523–534.
- Gabriel Stanovsky, Julian Michael, Luke Zettlemoyer, and Ido Dagan. 2018. Supervised open information extraction. In *Proceedings of the 2018 Conference of the North American Chapter of the Association for Computational Linguistics: Human Language Technologies, Volume 1 (Long Papers)*, pages 885–895.
- Bruno Taillé, Vincent Guigue, Geoffrey Scoutheeten, and Patrick Gallinari. 2020. Let’s stop incorrect comparisons in end-to-end relation extraction! *arXiv preprint arXiv:2009.10684*.
- Ashish Vaswani, Noam Shazeer, Niki Parmar, Jakob Uszkoreit, Llion Jones, Aidan N Gomez, Łukasz Kaiser, and Illia Polosukhin. 2017. Attention is all you need. *Advances in neural information processing systems*, 30.
- Elena Voita, Rico Sennrich, and Ivan Titov. 2019. The bottom-up evolution of representations in the transformer: A study with machine translation and language modeling objectives. *arXiv preprint arXiv:1909.01380*.
- David Wadden, Ulme Wennberg, Yi Luan, and Hannaneh Hajishirzi. 2019. Entity, relation, and event extraction with contextualized span representations. *arXiv preprint arXiv:1909.03546*.
- Chengbin Wang and Xiaogang Ma. 2019. Text mining to facilitate domain knowledge discovery. In *Cyberspace*. IntechOpen.
- Rui Wang, Deyu Zhou, and Yulan He. 2019. Open event extraction from online text using a generative adversarial network. *arXiv preprint arXiv:1908.09246*.
- Jason Wei, Maarten Bosma, Vincent Y Zhao, Kelvin Guu, Adams Wei Yu, Brian Lester, Nan Du, Andrew M Dai, and Quoc V Le. 2021. Finetuned language models are zero-shot learners. *arXiv preprint arXiv:2109.01652*.
- Jason Wei, Yi Tay, Rishi Bommasani, Colin Raffel, Barret Zoph, Sebastian Borgeaud, Dani Yogatama, Maarten Bosma, Denny Zhou, Donald Metzler, et al. 2022. Emergent abilities of large language models. *arXiv preprint arXiv:2206.07682*.
- Pei-Hao Wu, Avon Yu, Ching-Wei Tsai, Jia-Ling Koh, Chin-Chi Kuo, and Arbee LP Chen. 2020. Keyword extraction and structuralization of medical reports. *Health Information Science and Systems*, 8(1):1–25.
- Xueqing Wu, Jiacheng Zhang, and Hang Li. 2021. Text-to-table: A new way of information extraction. *arXiv preprint arXiv:2109.02707*.
- Frank F Xu, Uri Alon, Graham Neubig, and Vincent Josua Hellendoorn. 2022a. A systematic evaluation of large language models of code. In *Proceedings of the 6th ACM SIGPLAN International Symposium on Machine Programming*, pages 1–10.
- Zhiyang Xu, Ying Shen, and Lifu Huang. 2022b. Multiinstruct: Improving multi-modal zero-shot learning via instruction tuning. *arXiv preprint arXiv:2212.10773*.

Sen Yang, Dawei Feng, Linbo Qiao, Zhigang Kan, and Dongsheng Li. 2019. Exploring pre-trained language models for event extraction and generation. In *Proceedings of the 57th Annual Meeting of the Association for Computational Linguistics*, pages 5284–5294.

Deming Ye, Yankai Lin, Peng Li, and Maosong Sun. 2022. Packed levitated marker for entity and relation extraction. In *Proceedings of the 60th Annual Meeting of the Association for Computational Linguistics (Volume 1: Long Papers)*, pages 4904–4917.

Ann Yuan, Andy Coenen, Emily Reif, and Daphne Ippolito. 2022. Wordcraft: Story writing with large language models. In *27th International Conference on Intelligent User Interfaces*, pages 841–852.

Aohan Zeng, Xiao Liu, Zhengxiao Du, Zihan Wang, Hanyu Lai, Ming Ding, Zhuoyi Yang, Yifan Xu, Wendi Zheng, Xiao Xia, et al. 2022. Glm-130b: An open bilingual pre-trained model. *arXiv preprint arXiv:2210.02414*.

Xiangrong Zeng, Daojian Zeng, Shizhu He, Kang Liu, and Jun Zhao. 2018. Extracting relational facts by an end-to-end neural model with copy mechanism. In *Proceedings of the 56th Annual Meeting of the Association for Computational Linguistics (Volume 1: Long Papers)*, pages 506–514.

Junlang Zhan and Hai Zhao. 2020. Span model for open information extraction on accurate corpus. In *Proceedings of the AAAI Conference on Artificial Intelligence*, volume 34, pages 9523–9530.

Susan Zhang, Stephen Roller, Naman Goyal, Mikel Artetxe, Moya Chen, Shuohui Chen, Christopher Dewan, Mona Diab, Xian Li, Xi Victoria Lin, et al. 2022. Opt: Open pre-trained transformer language models. *arXiv preprint arXiv:2205.01068*.

Tianyi Zhang, Varsha Kishore, Felix Wu, Kilian Q Weinberger, and Yoav Artzi. 2019a. Bertscore: Evaluating text generation with bert. *arXiv preprint arXiv:1904.09675*.

Tongtao Zhang, Heng Ji, and Avirup Sil. 2019b. Joint entity and event extraction with generative adversarial imitation learning. *Data Intelligence*, 1(2):99–120.

Yuhao Zhang, Peng Qi, and Christopher D Manning. 2018. Graph convolution over pruned dependency trees improves relation extraction. *arXiv preprint arXiv:1809.10185*.

Zexuan Zhong and Danqi Chen. 2021. [A frustratingly easy approach for entity and relation extraction](#). In *Proceedings of the 2021 Conference of the North American Chapter of the Association for Computational Linguistics: Human Language Technologies*, pages 50–61, Online. Association for Computational Linguistics.

GuoDong Zhou and Jian Su. 2002. Named entity recognition using an hmm-based chunk tagger. In *Proceedings of the 40th annual meeting of the association for computational linguistics*, pages 473–480.

## A FLAN-T5 Experimental Results

This section contains tables for experimental results for FLAN-T5 series models on all datasets for instruction, prompting and instruction with prompt method.

According to our analysis in section 5.1, we select Top-P sampling as decoding strategy. Since FLAN-T5 series models cannot perform chinese text structuralization task, we do not report the results of FLAN-T5 on Medical-NER dataset. Figure 6 shows the experimental results, from which we can draw different conclusions from the GPT-3 experiment. First, FLAN-T5 owns better instruction learning ability than prompt learning, since for FLAN-T5 series of models, instruction method performs better than prompting method. Second, text structuralization capability appears on any model scale of Flan-T5, and it is strengthened with the increase of the model scale, rather than an emergent ability.

## B Examples of Rotowire and Medical-NER

Figure 4 and 5 show example of Rotowire and Medical-NER respectively, which are all manually labeled. Since the text of rotowire is too long, we have to use nested structure in labeled answers.

Size	Scale	Datasets					
		Wikibio			Rotowire		
		K-F1	V-F1	S.D.	K-F1	V-F1	S.D.
Instruction	Base	37.73	29.2	33	20.18	13.47	28
	Large	34.41	29.64	34	24.46	17.24	43
	XL	42.82	37.22	40	34.51	36.56	55
	XXL	62.35	60.05	56	38.22	33.84	62
Prompting	Base	10.53	14.21	6	8.23	3.77	7
	Large	12.85	12.47	15	4.52	11.24	0
	XL	40.76	21.88	28	9.44	23.58	17
	XXL	36.29	28.72	25	25.52	37.78	35
Instruction+P	Base	45.86	35.12	36	17.35	20.26	29
	Large	36.92	27.14	40	19.47	14.17	20
	XL	40.33	35.66	54	15.26	18.54	42
	XXL	60.13	57.04	70	33.28	32.75	67

Table 6: Performance of three methods for FLAN-T5 series on Wikibio and Rotowire. We make use of Top-P sampling decoding strategy.

<p><b>Text:</b>  The Atlanta Hawks ( 46 - 12 ) beat the Orlando Magic ( 19 - 41 ) 95 - 88 on Friday . Al Horford had a good all - around game , putting up 17 points , 13 rebounds , four assists and two steals in a tough matchup against Nikola Vucevic . Kyle Korver was the lone Atlanta starter not to reach double figures in points . Jeff Teague bounced back from an illness , he scored 17 points to go along with seven assists and two steals . After a rough start to the month , the Hawks have won three straight and sit atop the Eastern Conference with a nine game lead on the second place Toronto Raptors . The Magic lost in devastating fashion to the Miami Heat in overtime Wednesday . They blew a seven point lead with 43 seconds remaining and they might have carried that with them into Friday 's contest against the Hawks . Vucevic led the Magic with 21 points and 15 rebounds . Aaron Gordon ( ankle ) and Evan Fournier ( hip ) were unable to play due to injury . The Magic have four teams between them and the eighth and final playoff spot in the Eastern Conference . The Magic will host the Charlotte Hornets on Sunday , and the Hawks will take on the Heat in Miami on Saturday.</p>
<p><b>Manually labeled Answers:</b>  Teams: Atlanta Hawks, Orlando Magic;  Scores:  - Atlanta Hawks: 95;  - Orlando Magic: 88;  Hawks Players:  - Al Horford: 17 points, 13 rebounds, four assists and two steals;  - Kyle Korver: no double figures in points;  - Jeff Teague: 17 points, seven assists and two steals;  Magic Players:  - Nikola Vucevic: 21 points, 15 rebounds;  - Aaron Gordon: ankle injury;  - Evan Fournier: hip injury;  News:  - Eastern Conference: Atlanta Hawks have a nine game lead on the second place Toronto Raptors  - Magic lost to Miami Heat in overtime Wednesday, blew a seven point lead with 43 seconds remaining  Next Game:  - Magic: host the Charlotte Hornets on Sunday  - Hawks: take on the Heat in Miami on Saturday</p>

Figure 4: An example of Rotowire.

<p><b>Text:</b>  主要测量值: 主动脉内径 30mm (20-37mm) 左室舒张末内径 41mm (35-56mm) 室间隔厚 9mm (&lt;11mm) 左房内径 30mm (19-40mm)左室收缩末内径 26mm 左室后壁厚 8mm (&lt;11mm) 检查所见主动脉内径不宽, 瓣呈三叶, 回声偏亮, 启闭尚可。</p>
<p><b>Manually labeled Answers:</b>  主动脉内径: 30mm (20-37mm),  左室舒张末内径: 41mm (35-56mm),  室间隔厚: 9mm (&lt;11mm),  左房内径: 30mm (19-40mm),  左室收缩末内径: 26mm,  左室后壁厚: 8mm (&lt;11mm),  检查所见:主动脉内径不宽, 瓣呈三叶, 回声偏亮, 启闭尚</p>

Figure 5: An example of Medical-NER.

Number	Text	Models	Outputs
Case 1	leonard shenoff randle ( born february 12 , 1949 ) is a former major league baseball player . he was the first-round pick of the washington senators in the secondary phase of the june 1970 major league	FLAN-T5-XXL	leonard randle, birthYear is 1949; leonard randle, birthDate is 12 february 1949
		GPT-3 text-davinci-003	Name: Leonard Shenoff Randle DOB: February 12, 1949 Professional Baseball Player: Yes Team: Washington Senators Draft Round: First Round Draft Year: 1970
Case 2	baseball draft , tenth overall . jacoba surie ( 5 september 1879 – 5 february 1970 ) was a dutch painter . surie was born in amsterdam and trained at the rijksakademie van beeldende kunsten there , where she studied under coba ritsema and joseph mendes da costa . ... surie died in amsterdam and was buried in zorgvlied .	FLAN-T5-XXL	jacoba surie, deathPlace zorgvlied deathPlace, amsterdam birthPlace, amsterdam deathDate, 5 february 1970 birthDate, 5 september 1879
		GPT-3 text-davinci-003	Name: Jacoba Surie Date of Birth: 5 September 1879 Date of Death: 5 February 1970 Place of Birth: Amsterdam Place of Death: Amsterdam Training: Rijksakademie van Beeldende Kunsten Mentors: Coba Ritsema, Joseph Mendes Da Costa Membership: Arti et Amicitiae, Pulchri Studio Notable: Amsterdamse Joffers Burial: Zorgvlied
Case 3	99mTc-MIBI双时相法: 15分钟早期像示甲状腺显影较淡, 位置、形态正常, 甲状腺右叶下极部位见异常放射性浓聚, 余部未见明显异常放射性分布区; 60、240分钟延迟像示甲状腺右叶下极部位仍有放射性浓聚,考虑为甲状旁腺腺瘤显影可能。	GPT-3 text-curie-001	The size and shape of the right hepatic lobe is normal. There is no enlargement or distortion of the liver silhouette. The right lobe has many small, low-density focal areas with few if any enhancement features. The density of the focal areas is significantly increased over time, and the edge of the focal area becomes more robust.
		GPT-3 text-davinci-003	甲状腺显影: - 99mTcO4- : 正常, 未见明显异常放射性分布区 - 99mTc-MIBI双时相法: - 15分钟早期: 较淡, 位置、形态正常, 右叶下极部位见异常放射性浓聚, 余部未见明显异常放射性分布区 - 60分钟延迟: 右叶下极部位仍有放射性浓聚, 余部甲状腺影消退 诊断建议: 考虑为甲状旁腺腺瘤显影可能

Table 7: Cases from outputs of different models.