

Decoding quantum color codes with MaxSAT

Lucas Berent¹, Lukas Burgholzer², Peter-Jan H. S. Derks³, Jens Eisert^{3,4}, and Robert Wille^{1,5}

¹Technical University of Munich, Germany

²Johannes Kepler University Linz, Austria

³Freie Universität Berlin, Germany

⁴Helmholtz-Zentrum Berlin für Materialien und Energie, Germany

⁵Software Competence Center Hagenberg GmbH (SCCH), Austria

In classical computing, error-correcting codes are well established and are ubiquitous both in theory and practical applications. For quantum computing, error-correction is essential as well, but harder to realize, coming along with substantial resource overheads and being concomitant with needs for substantial classical computing. Quantum error-correcting codes play a central role on the avenue towards fault-tolerant quantum computation beyond presumed near-term applications. Among those, color codes constitute a particularly important class of quantum codes that have gained interest in recent years due to favourable properties over other codes. As in classical computing, *decoding* is the problem of inferring an operation to restore an uncorrupted state from a corrupted one and is central in the development of fault-tolerant quantum devices. In this work, we show how the decoding problem for color codes can be reduced to a slight variation of the well-known **LightSOut** puzzle. We propose a novel decoder for quantum color codes using a formulation as a MaxSAT problem based on this analogy. Furthermore, we optimize the MaxSAT construction and show numerically that the decoding performance of the proposed decoder achieves state-of-the-art decoding performance on color codes. The implementation of the decoder as well as tools to automatically conduct numerical experiments are publicly available as part of the *Munich Quantum Toolkit* (MQT) on GitHub.

1 Introduction

In classical computing, error-correcting codes are ubiquitous both in theory and practical applications.

Lucas Berent: lucas.berent@tum.de

Lukas Burgholzer: lukas.burgholzer@jku.at

Peter-Jan H. S. Derks: peter-janderks@hotmail.com

Jens Eisert: jense@zedat.fu-berlin.de

Robert Wille: robert.wille@tum.de

The main idea is to add redundancy to data that needs to be protected from errors in order to tolerate noise and enable the correction of errors. A famous class of codes are so-called linear codes, which are defined as a vector space that allows to encode k *logical* bits (that hold the information) into n *physical* bits, where $n > k$. The simplest form of an error-correcting code is the n -repetition code, which encodes $0 \mapsto 000$ and $1 \mapsto 111$ (for $n = 3$). In quantum computing [1], a similar need for error-correction exists: qubits are fragile in nature and experience decoherence over time. Moreover, operations on qubits are imperfect and thus introduce additional errors. As a consequence, running a quantum algorithm consisting of thousands of operations on such a noisy machine produces results that are almost completely random. Thus, to realize large-scale quantum computers, it is necessary to protect quantum systems from inevitable noise occurring during computation.

To overcome this issue of noise, *quantum error-correction* (QEC) and – building upon this, allowing each step to be imperfect – *fault-tolerance* (FT) will ultimately be needed. The general idea—similar to classical coding theory—is to use *quantum error-correcting codes* (QECCs) to encode quantum information by using additional, redundant information. However, due to the laws of quantum physics, for instance, the famous *no-cloning theorem*, naive mechanisms such as copying quantum data are not possible. In order to conduct computations on encoded data, referred to as the *logical information*, universal sets of noise-resilient quantum operations need to be designed, which is the goal of research in quantum fault-tolerance [2, 3].

The general idea behind QEC is to conduct specific measurements on the (possibly corrupted) encoded information without destroying the encoded logical information, which allows to infer whether an error occurred and approximately “where” this error occurred, while acquiring no information whatsoever about the logical information encoded, which would corrupt the precious quantum information. Given this classical information, the aim is to derive a *recovery operation* that, when applied to the corrupted state, restores the encoded information to an uncorrupted

arXiv:2303.14237v2 [quant-ph] 14 Jul 2023

state. The process of inferring such a recovery operation is called *decoding* and is highly non-trivial—as in classical coding theory. In fact, notions of decoding are moving much to the centre of the discussion of quantum error correction. This for good reason, as the classical software needs to keep up with the time scales of the quantum noise and has to offer correction steps in real-time while the noise is acting onto the system. For this reason, decoders must not only have high decoding performance, but also be fast.

An important class of quantum codes is constituted by *Calderbank-Shor-Steane* (CSS) codes [4, 5], which can be defined as a suitable combination of two classical linear codes. Out of CSS codes, *planar color codes* [6–9] form an essential class. They are defined on a two-dimensional lattice that is required to be three-valent and three-colourable with respect to its faces. There are various properties such as lower resource requirements, or the realization of logical operations that render color codes favourable over the currently widely researched *surface code* [10–12]. Moreover, there have been first advances of physical implementations of FT-quantum computation with small instances of color codes [13, 14]. One of the central open problems towards FT is scalable, accurate and fast decoding. After all, in any real implementation, decoding has to be faster than the quantum noise can compromise the coherence of the quantum information stored.

In this work, we show that the decoding problem can be formulated as a slight variation of the well-known `LightsOut`-puzzle. `LightsOut` is a famous combinatorial puzzle and has various connections to linear algebra and graph theory. Based on this analogy, we propose a MaxSAT encoding that allows to determine minimal solutions to the underlying problem. By this, we aim to bridge the gap between powerful classical constraint satisfaction solving approaches and quantum computing and thereby inspire new research in this direction.

Numerical evaluations of the resulting MaxSAT decoder for color codes show that it achieves near-optimal decoding performance for the considered noise model (bit-flip errors with noiseless syndrome measurements). It outperforms all color code decoders in terms of accuracy, except the tensor network decoder [15], which it outperforms in run-time. [Figure 1](#) shows a classification of color code decoders. To achieve these results, we improved the performance as well as the re-usability of the proposed encoding by carefully optimizing all constraints. Moreover, we compared the run-time of different MaxSAT solvers for the proposed satisfiability encoding. The results show that the implementation with `Z3` outperforms other solvers.

Finally, both the implementation of the proposed decoder and means to conduct numerical simulations are provided as an open-source Python package as

part of the *Munich Quantum Toolkit* (MQT) at www.github.com/cda-tum/qecc.

The remainder of this work is structured as follows. In [Section 2](#), a high-level overview on quantum color codes is given to provide some background on quantum CSS codes. Then, in [Section 3](#) we give an overview of the main problem and discuss prior work. In [Section 4](#), the `LightsOut` puzzle and the analogy to color code decoding are discussed. The corresponding MaxSAT formulation is presented in [Section 5](#). Then, numerical experiments and results are given in [Section 6](#). Finally, a summary and brief outlook on future work is presented in [Section 7](#).

2 Background

In this section, a brief introduction to quantum error correction and color codes is given. For the sake of simplicity, the fundamental notions are explained in a high-level manner and we refer the reader to introductions on quantum error-correction and color codes [1, 7, 9, 17, 18] for more details. A classical linear code \mathcal{C} that encodes k logical bits into n physical bits with distance d , written as an $[n, k, d]$ -code, is defined as a k -dimensional vector space

$$\mathcal{C} = \{c \in \mathbb{F}_2^n : Hc = 0\},$$

i.e., the kernel of a matrix $H \in \mathbb{F}_2^{(n-k) \times n}$, called the *parity-check matrix* of \mathcal{C} . Intuitively, the rows of H correspond to parity checks and a vector $c \in \mathbb{F}_2^n$ is a *codeword* iff all checks are satisfied, i.e., all checks are equal to 0. The *distance* d of the code is the minimum Hamming weight of a non-zero codeword. In principle, a code with distance d can correct up to $(d-1)/2$ errors.

Example 2.1. Consider the parity-check matrix

$$H = \begin{pmatrix} 1 & 0 & 0 & 1 & 0 & 1 & 1 \\ 0 & 1 & 0 & 1 & 1 & 0 & 1 \\ 0 & 0 & 1 & 0 & 1 & 1 & 1 \end{pmatrix},$$

which defines a $[7, 4, 3]$ -code. The vector $x = (1, 0, 0, 0, 0, 0, 0)$ is not a codeword, since the first check $x_0 + x_3 + x_5 + x_6 \stackrel{?}{=} 0$ is violated, i.e., $H \cdot x = (1, 0, 0) \neq (0, 0, 0)$.

A quantum CSS code is defined as a combination of two classical linear codes with parity-check matrices $H_1 \in \mathbb{F}_2^{k \times n}$ and $H_2 \in \mathbb{F}_2^{\ell \times n}$ that fulfill the orthogonality condition

$$H_2^T H_1 = 0 \text{ (or equivalently } H_1^T H_2 = 0 \text{)}.$$

Color codes form a subclass of CSS codes that have the same H_1 and H_2 -checks (i.e., they are *self-dual* CSS codes). Thus, both sets of checks can be treated analogously and, for the rest of this work, only a single set of checks is considered, which is referred to

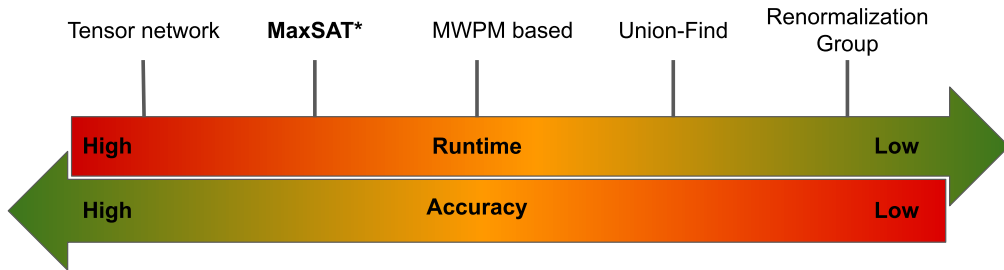


Figure 1: Abstract comparison of the decoding accuracy and run-time of several color code decoders. This figure is inspired by a figure comparing surface code decoders in Ref. [16].

as H . A planar quantum color code is defined on a two-dimensional lattice that is three-valent and three-colorable with respect to its faces. Let V and F denote the set of vertices and faces of the lattice, respectively. The qubits are placed on the vertices $v \in V$ and checks are associated with each face of the lattice $f \in F$. Each check acts on the qubits around it, essentially computing the parity of the qubits. Besides the checks, a crucial set of operations on the code are *logical operators* (which are analogous to code-words in classical coding theory). It is important to note that logical operators change the encoded information, which is vital when the decoding problem is considered. For triangular color codes, logical operators that act on the encoded information pictorially look like strings that (i) run along a side of the triangle, (ii) connect a boundary to the opposite vertex of the same color, or (iii) strings that connect all three boundaries of the triangle.

Example 2.2. An important family of color codes is the so-called 6.6.6 triangular color code, which is defined on a hexagonal lattice with a triangular shape (with boundaries), as depicted in Figure 2 (for $d = 11$). Checks involving four or six qubits are associated with the faces of the lattice and the qubits are put on the vertices of the lattice. The checks associated with the hexagonal faces act on the qubits around the faces. A logical operator acting on 11 qubits is shown.

In general, the distance d of a quantum CSS code is the minimum Hamming weight of a non-trivial logical operator. In the case of triangular color codes, for example, the distance is given as the number of qubits in a string along a side of the triangle. The overall parameters of the triangular color code are $[[\lfloor (3d^2 + 1)/4 \rfloor, 1, d]]$. Hence, the distance can be increased by simply considering triangles featuring larger side lengths. In case of an error occurring on a qubit, the checks of the adjacent faces are used to “detect” the error and the collection of faces that are

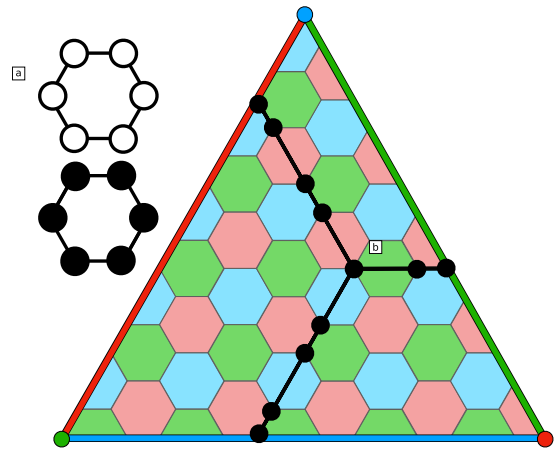


Figure 2: Triangular color code on a hexagonal lattice with boundaries. a) The two kinds of checks of the code, b) a logical operator of the code.

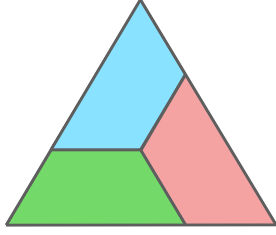
“triggered” by an error is called the *syndrome* of an error. Pictorially this can be depicted as highlighting the triggered faces accordingly. Thus, an error on a single qubit triggers the adjacent faces around it.

3 Decoding color codes

In this section, an overview of the considered problem and a brief review of prior work on decoding color codes is given.

3.1 Considered problem

In the remainder of this work, we consider the decoding problem for quantum color codes and for that, we use the triangular color codes as a suitable representative. We focus on the bit-flip noise model, where each qubit is independently affected by an error with prob-



$$H = \begin{pmatrix} 1 & 0 & 0 & 1 & 0 & 1 & 1 \\ 0 & 1 & 0 & 1 & 1 & 0 & 1 \\ 0 & 0 & 1 & 0 & 1 & 1 & 1 \end{pmatrix},$$

$$e = (1, 0, 0, 0, 0, 0),$$

$$s = H \cdot e = (1, 0, 0),$$

Goal: find ε such that $H\varepsilon = s$.

Figure 3: Example of a single-qubit error on a distance-3 triangular color code.

ability p —the *physical error rate*. Since each face of the lattice corresponds to a check, an error on a qubit (a vertex in the lattice) leads to a violation of adjacent checks. Note that this is a rather simple noise model. However, it is well-established for determining the principle capabilities of codes and decoders.

An error on n qubits can be represented as a binary vector $e \in \mathbb{F}_2^n$, which is simply the indicator vector for the support of the error, i.e., $e_i = 1$ iff qubit i is affected by the error. The *syndrome* $s = H \cdot e$ corresponds to a vector indicating the violated checks (faces on the lattice) and is used as input to the decoder. The goal of the decoding procedure is to infer an estimate ε for e that is consistent with the syndrome, i.e., $s = H \cdot \varepsilon$. In fact, for quantum codes it is only required to find an estimate *up to stabilizer*, which means that the residual error $r = e + \varepsilon$ is in the rowspan of the parity-check matrix. Moreover, to reduce the probability of a logical error, it is required that the estimate ε involves a minimal number of qubits, i.e., has minimal support.

Example 3.1. Consider again the parity-check matrix from Example 2.1. This corresponds to a parity-check matrix of a 7-qubit triangular color code, as depicted in Figure 3. Assume that the qubit ordering induces index 0 for the qubit on top of the triangle and the indices of the faces are blue = 0, green = 1, and red = 2. A single-qubit error happens on the top-most qubit of the triangle (with index 0), which leads to a violation of the check on the adjacent face, i.e., the corresponding face gets “triggered” (indicated by the blue circle). The error e on the first qubit corresponds to the binary vector shown on the right-hand side of the figure. The syndrome vector s then indicates that the blue face is “triggered” by the error. The result of all other checks is equal to 0.

3.2 Related work

Several decoders for (triangular) color codes exist to date. Apart from generic decoders for CSS codes such as the *clustering algorithm union-find* (UF) [19–21] and the *trellis decoder* [22], one of the most studied algorithms (including several extensions and variations) is the projection decoder [8, 23–28]. The main idea of the projection decoder is to map the color code onto copies of surface codes [29] and to decode these separately using a matching-based decoder, which pairs up syndromes using the lowest-weight correction possible. Similarly, in Ref. [30], a *minimum-weight perfect matching* approach has been applied to lattices embedded on a Möbius strip. Other types of decoders, whose performance for the color code has been benchmarked, are *neural network decoders* [24] and *renormalization group decoders* [31]. A slightly different approach, which has been introduced in Ref. [32], makes use of a cellular automaton decoder [33] for a variant of the color code for biased noise.

4 LightsOut analogy

In the following, we demonstrate how the problem of decoding color codes (under the considered noise model) can be reduced to a variation of the well-known LightsOut puzzle [34–40] on the respective color code lattice. An instance of LightsOut consists of a lattice whose faces are associated with *switches* and *lights* that can either be *on* or *off*. Toggling a switch on the lattice (considered a single *move*) toggles all neighbouring lights, i.e., any adjacent light that was on before toggling the switch is off afterwards, and vice versa. The goal of the puzzle is, given an initial configuration of lights, to find a sequence of moves—called a *solution set*—that turns off all the lights.

Example 4.1. Consider the LightsOut puzzle on a 3×3 square lattice as illustrated in Figure 4. In the initial configuration (the left-most lattice), a single light, indicated as a yellow box, is turned on. Toggling the switch of the middle light, indicated by a green circle, turns on the middle light and all adjacent lights, while the light that was previously on is turned off. Moving on as illustrated in the figure eventually turns off all the lights and, thus, yields a solution to the LightsOut puzzle with four moves.

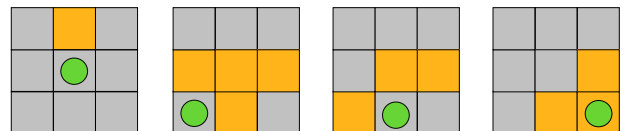


Figure 4: LightsOut puzzle and a solution on a 3×3 square lattice.

This type of puzzle has two interesting properties [35]:

1. Toggling a switch twice is the same as not touching it at all. As a result, each switch has to be toggled at most once for any solution to a given LightsOut puzzle.
2. The state of a light only depends on how often the corresponding switch and its neighbors have been toggled, i.e., the order in which the switches are toggled does not matter.

Based on these observations, it can be concluded that any solution to a LightsOut puzzle must toggle the lights that are *on* in the initial configuration an *odd* number of times and the lights that are initially *off* an *even* number of times. The LightsOut puzzle on an $n \times m$ grid can be solved with Gaussian elimination in polynomial time, in fact, in $\mathcal{O}(n^2)$ time and $\mathcal{O}(nm)$ space, where $n \leq m$ [35]. Using this insight, one can also bound the run-time of the decoder in a polynomial fashion. For general graphs finding a minimum-weight solution to the LightsOut puzzle is NP-hard in worst case complexity [41].

Now consider an instance of the decoding problem for a color code \mathcal{C} given the syndrome $s = He$ of an (unknown) error e . Then, the question of computing an estimate ε of e such that $H\varepsilon = s$ can be turned into a variation of the LightsOut puzzle described above as follows: Instead of identifying lights and switches with the same entities (i.e., the faces of the underlying lattice) consider the following variation:

- Let each face of the color code lattice correspond to a light and
- each vertex (qubit) of the lattice correspond to a switch that toggles all adjacent lights.

Moreover, choose and fix an ordering of the lights and switches such that the set of lights that are turned on can be described as a binary vector whose length is equal to the number of lights (and analogously for switches). The syndrome s describes the initial configuration of the lights in the puzzle.

Example 4.2. Consider the LightsOut illustration for the $d = 11$ color code lattice depicted in Figure 5. Vertices correspond to switches, while faces correspond to lights. The figure shows an initial configuration with five lights being on (highlighted in yellow).

Although the problem formulation is slightly different from the classical LightsOut puzzle, the observation made above still holds. As such, the goal for the decoding problem in this analogy is to find a set of switches ε such that toggling them turns off all the lights. Such a set corresponds to an estimate ε that is consistent with the syndrome, i.e., $H\varepsilon = s$. Here,

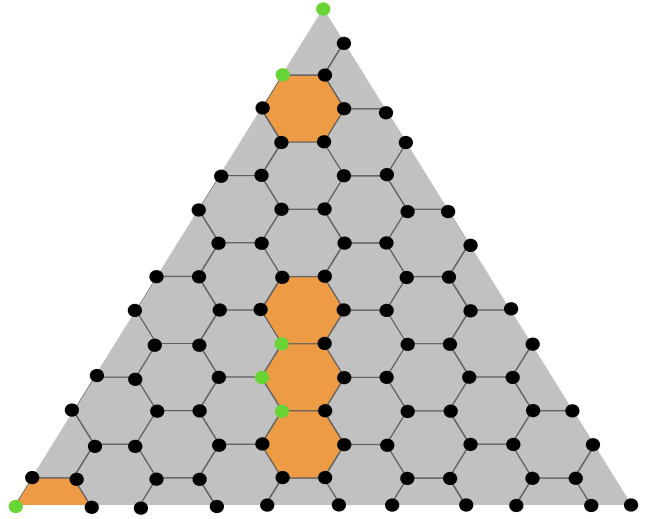


Figure 5: Color code decoding as an instance of the LightsOut puzzle. The lattice for the $d = 11$ triangular color code is shown. An initial configuration is indicated by marked faces. A possible (not necessarily minimal) solution set is marked in green.

the size of the set corresponds to the *weight* of the estimate (i.e., the number of qubits involved). As described in Section 3.1, the goal of the decoding process is to determine an estimate with minimal (Hamming) weight. The following table provides a summary of the LightsOut analogy described throughout this section:

QEC	LightsOut
Qubits/vertices	Switches
Checks/faces	Lights
Syndrome	Initial configuration
Valid estimate	Solution set
Min-weight estimate	Minimal solution set

5 MaxSAT decoding

In the following, we propose a MaxSAT formulation of the LightsOut analogy for the color code decoding problem that allows to determine *minimum-weight* solutions.

5.1 General idea

In order to formulate the LightsOut analogy of the decoding problem as a MaxSAT problem, a description of the underlying lattice (F, V) is needed. To this end, we first introduce Boolean variables $switch_1, \dots, switch_{|V|}$, where $|V|$ denotes the number of vertices in the lattice, associated with the number of qubits in the code. In addition, a discrete function $\mathcal{F}_{switches}: F \rightarrow V^*$ is introduced (and realized as a

dictionary), that takes a face $f \in F$ as input and returns the set of vertices $\mathcal{F}_{switches}(f) = \{v_1, \dots, v_{n_f}\}$ surrounding the face. Finally, a Boolean function $\mathcal{F}_{init}: F \rightarrow \{true, false\}$ describes the syndrome that has been measured and shall be decoded. In the LightsOut analogy, $\mathcal{F}_{switches}$ returns the switches that toggle a given light, while \mathcal{F}_{init} describes the initial configuration of the lights.

As observed above, any valid solution to the LightsOut puzzle toggles an *odd* number of switches around a light that is *on* in the initial configuration, while an *even* number of switches surrounding a light that is initially *off* is toggled. This can be formulated as *parity constraints*

$$\forall f \in F: \bigoplus_{v \in \mathcal{F}_{switches}(f)} switch_v = \mathcal{F}_{init}(f), \quad (1)$$

where \bigoplus denotes the *exclusive-or* (XOR). Satisfying these constraints, i.e., solving the satisfiability problem under these constraints, guarantees a valid solution to the LightsOut puzzle and, hence, the decoding problem. Moreover, the formulation can be easily adapted to a *maximum satisfiability problem* (MaxSAT) by adding the following soft constraints

$$\forall v \in V: not(switch_v). \quad (2)$$

The general MaxSAT problem is NP-hard in worst case complexity, as its solution leads to the solution of the Boolean satisfiability problem, which in turn is

$$\left[\bigoplus_{v \in \mathcal{F}_{switches}(f)} switch_v = \mathcal{F}_{init}(f) \right] \equiv [(((switch_1 \oplus switch_2) \oplus switch_3) \dots) = \mathcal{F}_{init}(f)] \quad (4)$$

satisfies none of the above criteria. Such an encoding is known to cause problems for SAT solvers and there is no direct way of adjusting these constraints to new values of $\mathcal{F}_{init}(f)$ despite recreating them as a whole.

To overcome this issue, the proposed formulation introduces $k = |\mathcal{F}_{switches}(f)| - 1$ helper variables h_1, \dots, h_k and splits the overall constraint into $k + 1$ separate constraints

$$\begin{aligned} switch_1 \oplus h_1 &= \mathcal{F}_{init}(f), \\ h_i &= switch_{i+1} \oplus h_{i+1}, \\ h_k &= switch_k, \end{aligned} \quad (5)$$

for $i = 1, \dots, k - 1$. It is easy to verify that this still realizes the parity constraint on the switch variables. Observe how only the first of those constraints depends on the value of $\mathcal{F}_{init}(f)$. All other constraints can be pre-computed independently. As confirmed by numerical evaluations, which are summarized next,

NP-complete. Maximizing over these soft constraints *minimizes* the switch variables that are set to *true* in the solution and, hence, yields a *minimum-weight* estimate for the decoding problem.

5.2 Implementation details

The encoding in the previous section has a rather simple form. For a given lattice (V, F) representing some code, it introduces $|V|$ Boolean variables and $|F|$ parity constraints that involve at most

$$\max_{f \in F} |\mathcal{F}_{switches}(f)| \quad (3)$$

variables. For the example of the triangular color code discussed before in Section 2, each parity constraint involves either four or six variables (due to the hexagonal tiling of the triangle). However, it is well known that the way in which multi-variable parity constraints are realized heavily influences the performance of SAT solvers [42–44].

Thus, for the resulting decoder to be efficient, a suitable encoding must be found. Furthermore, the decoding problem is not a one-and-done task, but rather has to be solved over and over with different syndromes as input during the operation of an error-corrected quantum computer. Hence, it is also important to allow for efficiently re-using an existing SAT instance instead of always constructing a new instance from scratch. The straight-forward linear encoding given by

this yields an efficient and re-usable MaxSAT decoder for quantum color codes that achieves state-of-the-art decoding performance (for the considered noise model and code).

6 Numerical evaluation

To evaluate the proposed approach, the decoder performance as well as the run-time (scaling) of the proposed approach have been comprehensively investigated using numerical simulations. The results will be presented in two parts. First, the decoder performance and the *threshold*—a well-established figure of merit—are discussed. In a second series of experiments, we focus on the run-time scaling of the proposed approach. In addition to all numerical data, the implementation of the decoder as well as means to conduct numerical simulations are made available at www.github.com/cda-tum/qecc.

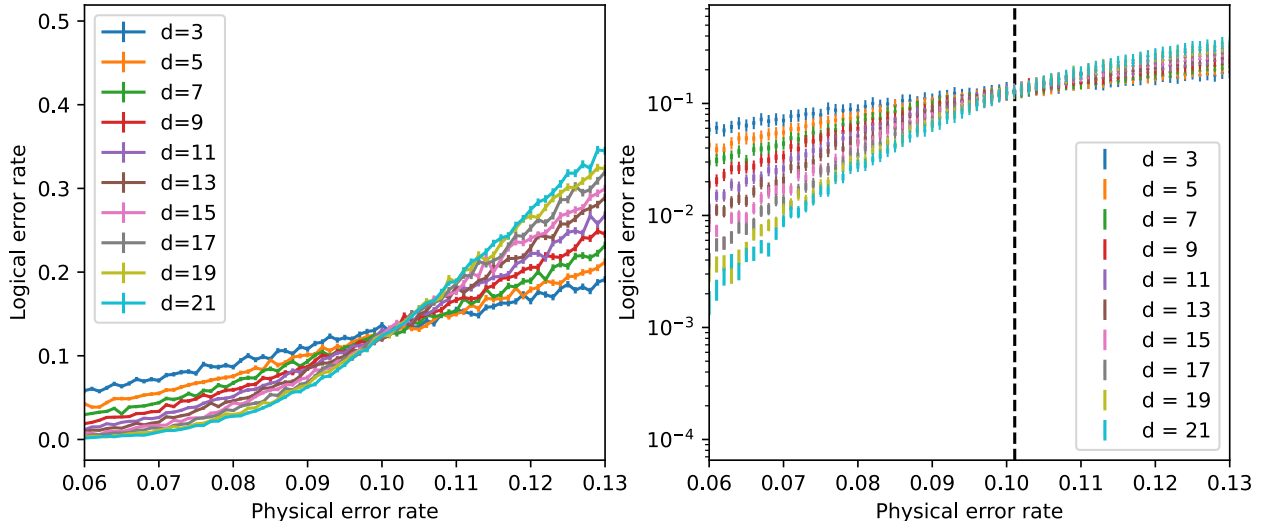


Figure 6: Logical error rates of triangular color codes with distances ranging from 3 to 21 under bit-flip noise. The right plot shows the subsection of the left plot close to the threshold of $p_{th} \approx 10.1$. The error bars in the right plot correspond to one standard deviation.

6.1 Decoding performance

In this section, findings related to the decoding performance are presented. To this end, the proposed decoder has been implemented using the MaxSAT engine of Microsoft’s Z3 [45] solver. All simulations have been conducted on a machine equipped with an AMD Ryzen 9 5950X CPU and 64 GiB RAM running Ubuntu 22.04. As previously stated in the paper, the error model under consideration is *bit-flip noise*. In a first round of experiments, the *logical error rate* of triangular color codes is investigated. Recall that a logical error is an error that changes the logical information. Thus, if a decoding estimate (the resulting residual error) induces a logical error, the decoding process is considered to have failed, since the proposed estimate (together with the actual error) has altered the logical information. A widely used figure of merit of a code + decoder + error model combination is the *threshold* p_{th} . Intuitively, this is an estimate of a physical error rate up to which the code is beneficial. For $p < p_{th}$, the logical error rate can be exponentially suppressed by scaling the code (inducing a potentially large overhead). The optimal threshold of color codes on a hexagonal lattice under bit-flip noise is $\approx 10.9\%$ [46], which is achieved by the tensor network decoder [15] as mentioned in Section 3.2.

In order to investigate the logical error rates and estimate the threshold, we run Monte-Carlo simulations for increasing physical error rates p and code distances up to $d = 21$. A single sample is obtained by means of the following steps:

- Sample an error $e \in \mathbb{F}_2^n$,
- compute the syndrome $s = H \cdot e$,
- use the proposed decoder to get an estimate ε ,
- compute the residual error $r = e + \varepsilon$, and

- check if r is a logical operator.

If r is a logical operator, the correction together with the original error has altered the encoded information, which is recorded as a *logical error*. The *logical error rate* (LER) is then computed as the number of logical errors over the number of samples. The results are shown on the left-hand side in Figure 6. Our results show that the proposed decoder achieves a threshold of $p_{th} \approx 10.1\%$, outperforming many other state-of-the-art decoders. The threshold is computed using the critical exponent method described in Ref. [47]. The logical error rate close to the threshold is shown on the right-hand side in Figure 6.

In order to put this in context, the following table shows a comparison with other state-of-the-art decoders and their threshold for color codes on a hexagonal lattice under the same noise model as considered in this work.

Decoder	Threshold	Source
Optimal	10.9%	[46]
Tensor network	10.9%	[15]
MaxSAT*	10.1%	This work
Trellis	10.1%	[22]
Neural network	10.0%	[24]
Möbius MWPM	9.0%	[30]
Restriction MWPM	8.7%	[23]
Union-find	8.4%	[19]
RG	7.8%	[31]

A fundamental theorem of FT, the *threshold theorem* states that if errors can be exponentially suppressed below the threshold p_{th} , arbitrarily long quantum computations can be conducted fault-tolerantly [2]. To demonstrate this sub-threshold scaling, we plot the logical error rates as a function of the distance for different physical error rates in Figure 7.

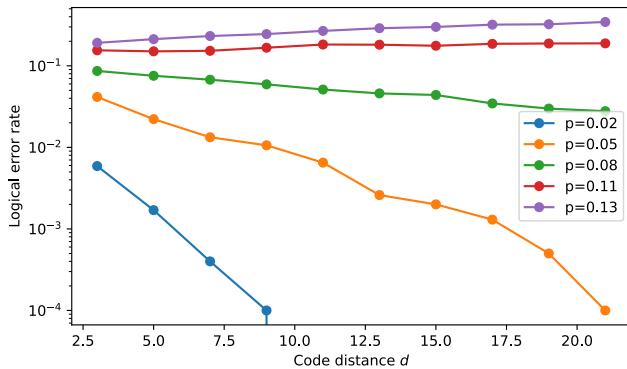


Figure 7: Logical error rate per distance for various physical error rates p . Note that $p = 0.11$ and $p = 0.13$ are above threshold.

For error rates below the threshold $p < p_{th}$ it can be verified that for increased distances the logical error rate decreases exponentially, while, naturally, above the threshold this is not the case.

Recall that the distance of an $[[n, k, d]]$ -code is the minimum weight of a (non-trivial) logical operator. In general, the distance is an indicator of how many errors a code can in principle correct $((d - 1)/2)$. In the best case, the decoder performance matches this bound. In our experiments, we observe that the minimum weight logical operators induced by the decoder always have weight equal to the distance d for the investigated distances. Note that it is common for decoders to be only able to correct up to a polynomial fraction of d .

6.2 Run-time scaling

To estimate the time needed to decode and to determine how the run-time performance scales as the codes under consideration get larger, numerical simulations to measure the time needed to solve the MaxSAT instance were conducted. Since the MaxSAT instance and most of the needed information concerning the code can be precomputed, the dominant bottleneck of a single correction cycle is the MaxSAT solver. Thus, we only record the time needed to solve a given instance, which we indicate as *run-time* of the solver. The results are summarized in Figure 8. Overall the run-time for a single decoding takes up to a hundred milliseconds for distances smaller than 21 and a few hundred milliseconds for larger distances. What is especially interesting is that the run-time scales proportionally with the physical error rate, hence for lower physical error rates the run-time is better. This is similar to the run-time behaviour of matching-based decoders and beneficial since in practice the lower physical error rates are the more relevant ones.

To put the obtained estimates in context (without arguing that the proposed approach is directly appli-

cable to be employed for physical devices), consider that for realizations of quantum error-correction, a quantum device built on a superconducting architecture has cycles times in the micro-second regime [12, 48]. This means that the decoder would need to be able to decode single instances in such time regimes as well in order not to slow down the whole computation. For ion-trap based devices, it is known that operations are slower and cycle times are in the millisecond regime [14]. Note that for such practical settings the decoder needs to be able to take a more involved noise model into account. Additionally, since the run-time is highly dependent on the MaxSAT formulation, how the constraints are exactly formulated, and the solver itself, we expect that the obtained run-times can be optimized further. However, we leave more fine-grained run-time optimizations for future work.

Since MaxSAT solvers and their optimization is a vibrant area of research, we conducted simulations to compare the original implementation that uses Z3 and other state-of-the-art MaxSAT solvers. More specifically, we conducted simulations to compare the run-time performance of all MaxSAT solvers that participated in the *MaxSAT Evaluation 2022* (MSE22) [49]. Preliminary evaluations indicated that all solvers from the MSE22 have comparative run-time performance—running within $\approx 4\%$ of each other. Consequently, we chose the winner of the MSE22 (*CASHWMaxSAT-CorePlus*) and compared its run-time against the original implementation that uses Z3. The results, which are depicted in Figure 9, show that the Z3-based solution outperforms the other MaxSAT solver in all but one case. The most vital insight, however, is that only the performance of the original implementation that uses Z3 as solver has run-time performance that scales proportionally with the physical error rate. This is not true for all other investigated solvers. Since the sub-threshold regime (low physical error rate) is the one relevant in practice, this behaviour is desirable and, overall, the Z3-based implementation outperforms all other solvers in this regime. One reason for this phenomenon could be that Z3 (as an SMT solver) performs a diverse set of optimizations on the constructed MaxSAT formulations, while, in order to use the other MaxSAT solvers, the formulation had to be converted to *weighted CNF* (WCNF)—for which we used the automatic conversion methods built into Z3). This conversion might limit the potential for optimization that are performed by the solvers.

6.3 Comparison with the tensor network decoder

To draw a comparison to implementations of existing decoders, we compare the run-time and the decoding performance of the proposed MaxSAT decoder to the *tensor network decoder* [15], as this is the only known state-of-the art decoder that has a higher threshold

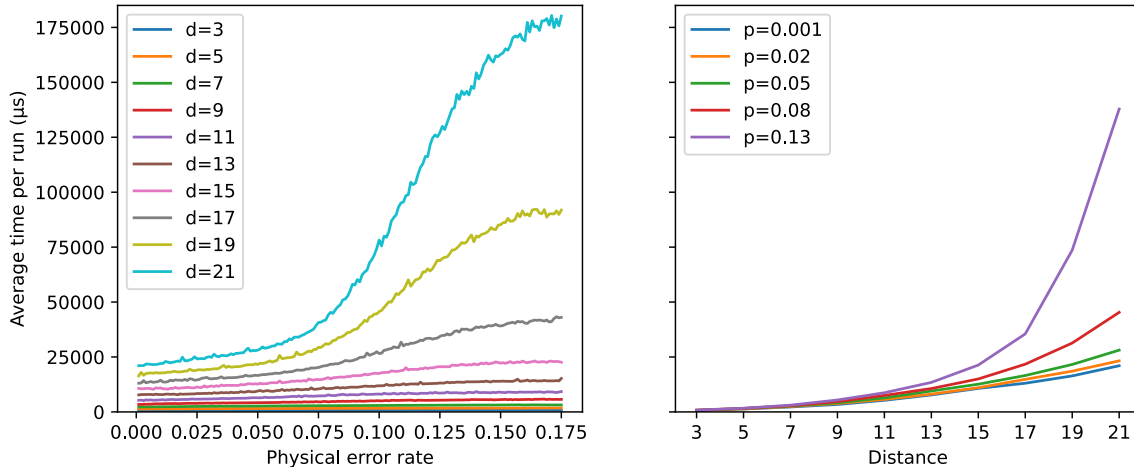


Figure 8: Average run-time in micro seconds for a single decoding run of the MaxSAT decoder on triangular color codes and run-time per distance for several physical error rates p . Every data point has been obtained from 10^4 samples.

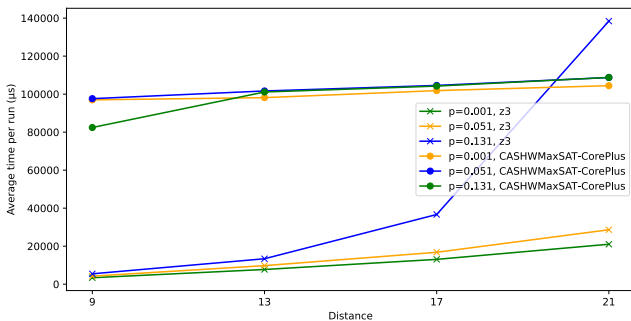


Figure 9: Comparison of the run-time performance of a state-of-the-art MaxSAT solver for different physical error rates on triangular color codes.

than the proposed MaxSAT decoder. We use the tensor network decoder implementation provided in the QECSIM tool [50] (which—to the best of our knowledge—is the only open-source implementation).

We run the decoder on the same machine used for the MaxSAT decoder simulations. The decoder takes as an input parameter the maximum bond-dimension, which we set to 10. The run-time includes the time QECSIM takes to sample an error and check if a logical error occurred, but the obtained estimates are enough to draw reasonable comparisons, as the overall time is dominated by the decoding time. The results are shown in Figure 10. Our results indicate that the run-time of the tensor network decoder does not scale with the physical error rate. This agrees with the known run-time of the tensor network decoder, which is $\mathcal{O}(n\chi^3)$, where n is the number of qubits and χ is the bond dimension. The MaxSAT decoder run-time does scale with physical error rate and it therefore performs better for sub-threshold error rates. To be specific, for a distance 21 code at a physical error rate of 10^{-3} the MaxSAT decoder is approximately 9 times faster than the tensor network decoder (25 vs

225 milliseconds).

We are unable to compare the run-time of the MaxSAT decoder to that of the trellis decoder, as there is no open-source implementation of the latter. Similar to the tensor network decoder, the run-time of the trellis decoder does not scale with the physical error rate [22]. Therefore, we expect that although the threshold of the MaxSAT decoder is equivalent to that of the trellis decoder, it is favorable to use the former due to its expected shorter run-time for low physical error rates. We leave a numerical investigation comparing the run-times of the two decoders to future work.

7 Conclusions and outlook

In this work, we have proposed a novel decoding approach for quantum codes. Based on an analogy of the decoding problem for color codes and the well-known mathematical puzzle, LightsOut, we have introduced a MaxSAT solution to the corresponding problem. Moreover, an efficient construction of the corresponding satisfiability instance through various constraint optimizations has been proposed. In several numerical simulations, it has been shown that the proposed decoder achieves near-optimal decoding performance. Moreover, the experimental evaluation signifies that the run-time performance of the decoder scales proportionally with the error rate and thus outperforms state-of-the-art decoders, such as the tensor network decoder for low error rates. In addition to the high performance and good run-time scaling, an advantage of the proposed decoder is that it is very general and not limited to color codes. The decoder implementation, as well as all the obtained data are integrated into the open-source software package QECC [21] as part of the *Munich Quantum Toolkit (MQT)*.

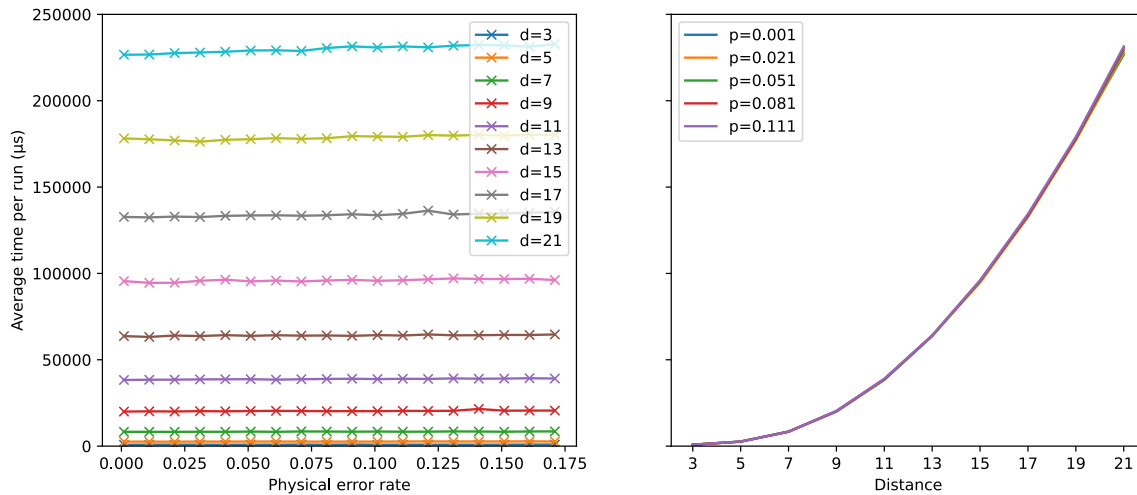


Figure 10: Run-time performance of the tensor network decoder. The results are obtained using 10^4 samples and the maximum bond dimension of the tensor network is set to 10.

Concerning future work building on the findings laid out here, one of the most exciting directions is to extend the considered noise model to more realistic scenarios, such as noisy syndrome measurements and circuit-level noise. It would be interesting to see what the limitations of the decoder performance for such noise models is. Moreover, since for low-weight syndromes the run-time performance is good, a combination with other decoders such as *union-find* or *belief-propagation* (belief-MaxSAT, union-MaxSAT) might result in a better overall performance for larger codes. Furthermore, it is reasonable to assume that the run-time performance can be further improved through optimizations regarding the MaxSAT solver. In particular, there exist MaxSAT solvers such as *GaussMaxHS* [42, 42] that allow optimizations for XOR-constraints. Overall, a general goal of this work is to highlight that fundamental problems in quantum computing are still open and to foster interest in solving these problems with known and well-established tools from the field of SAT solvers and constraint satisfaction research. In turn, these tools may help tackling the decoding problem that to date is one of the roadblocks against fault tolerant quantum computing.

8 Acknowledgements

The authors thank Craig Gidney for fruitful discussions on the MaxSAT decoder and for pointing out the possible `LightsOut` analogy. Moreover we thank Kenneth R. Brown for pointing out Ref. [22] and Mate Soos for pointing out the GaussMaxHS solver reference. L. B., L. B., and R. W. acknowledge funding from the European Research Council (ERC) under the European Union’s Horizon 2020 research and innovation program (Quantum Flagship Millenion, PasQuans2) as well as support by the BMWK on the

basis of a decision by the German Bundestag through project QuaST. P. J. D. and J. E. acknowledge funding from BMBF (RealistiQ, QSolid) and the DFG (CRC 183). This work has been conducted within the framework of the Munich Quantum Valley, which is supported by the Bavarian state government with funds from the Hightech Agenda Bayern Plus, for which this is a joint-node project.

References

- [1] Michael A. Nielsen and Isaac Chuang. “Quantum computation and quantum information” (2002).
- [2] John Preskill. “Reliable quantum computers”. *Proceedings of the Royal Society of London. Series A* **454**, 385–410 (1998).
- [3] Peter W. Shor. “Fault-tolerant quantum computation”. In *Proceedings of 37th conference on foundations of computer science*. Pages 56–65. IEEE (1996).
- [4] A. Robert Calderbank and Peter W. Shor. “Good quantum error-correcting codes exist”. *Physical Review A* **54**, 1098 (1996).
- [5] Andrew M. Steane. “Error correcting codes in quantum theory”. *Physical Review Letters* **77**, 793 (1996).
- [6] Héctor Bombín and Miguel Angel Martin-Delgado. “Topological quantum distillation”. *Physical Review Letters* **97**, 180501 (2006).
- [7] Markus S. Kesselring, Julio C. Magdalena de la Fuente, Felix Thomsen, Jens Eisert, Stephen D. Bartlett, and Benjamin J. Brown. “Anyon condensation and the color code” (2022).
- [8] Aleksander M. Kubica. “The ABCs of the color code: A study of topological quantum codes as toy models for fault-tolerant quantum computa-

- tion and quantum phases of matter”. *PhD thesis*. California Institute of Technology. (2018).
- [9] Felix Thomsen, Markus S. Kesselring, Stephen D. Bartlett, and Benjamin J. Brown. “Low-overhead quantum computing with the color code” (2022).
- [10] A. Yu Kitaev. “Fault-tolerant quantum computation by anyons”. *Annals of Physics* **303**, 2–30 (2003).
- [11] Sebastian Krinner, Nathan Lacroix, Ants Remm, Agustin Di Paolo, Elie Genois, Catherine Leroux, Christoph Hellings, Stefania Lazar, Francois Swiadek, Johannes Herrmann, et al. “Realizing repeated quantum error correction in a distance-three surface code”. *Nature* **605**, 669–674 (2022).
- [12] Rajeev Acharya et al. “Suppressing quantum errors by scaling a surface code logical qubit”. *Nature* **614**, 676–681 (2023).
- [13] Lukas Postler, Sascha Heußen, Ivan Pogorelov, Manuel Risppler, Thomas Feldker, Michael Meth, Christian D. Marciniak, Roman Stricker, Martin Ringbauer, Rainer Blatt, et al. “Demonstration of fault-tolerant universal quantum gate operations”. *Nature* **605**, 675–680 (2022).
- [14] Ciaran Ryan-Anderson, J. G. Bohnet, Kenny Lee, Daniel Gresh, Aaron Hankin, J. P. Gaebler, David Francois, Alexander Chernoguzov, Dominic Lucchetti, Natalie C. Brown, et al. “Realization of real-time fault-tolerant quantum error correction”. *Physical Review X* **11**, 041058 (2021).
- [15] Christopher T. Chubb. “General tensor network decoding of 2d pauli codes” (2021).
- [16] Michael Newman. “Decoding experimental surface code data”. Quantum Summer Symposium (2022).
- [17] Joschka Roffe. “Quantum error correction: an introductory guide”. *Contemporary Physics* **60**, 226–245 (2019).
- [18] Markus S. Kesselring, Fernando Pastawski, Jens Eisert, and Benjamin J. Brown. “The boundaries and twist defects of the color code and their applications to topological quantum computation”. *Quantum* **2**, 101 (2018).
- [19] Nicolas Delfosse and Naomi H. Nickerson. “Almost-linear time decoding algorithm for topological codes”. *Quantum* **5**, 595 (2021).
- [20] Nicolas Delfosse, Vivien Londe, and Michael E. Beverland. “Toward a union-find decoder for quantum LDPC codes”. *IEEE Transactions on Information Theory* **68**, 3187–3199 (2022).
- [21] Lucas Berent, Lukas Burgholzer, and Robert Wille. “Software tools for decoding quantum low-density parity-check codes”. In Proceedings of the 28th Asia and South Pacific Design Automation Conference. Pages 709–714. (2023).
- [22] Eric Sabo, Arun B. Alosious, and Kenneth R. Brown. “Trellis decoding for qudit stabilizer codes and its application to qubit topological codes” (2021).
- [23] Nicolas Delfosse. “Decoding color codes by projection onto surface codes”. *Physical Review A* **89**, 012317 (2014).
- [24] Nishad Maskara, Aleksander Kubica, and Tomas Jochym-O’Connor. “Advantages of versatile neural-network decoding for topological codes”. *Physical Review A* **99**, 052351 (2019).
- [25] Héctor Bombin, Ruben S. Andrist, Masayuki Ohzeki, Helmut G. Katzgraber, and Miguel A. Martin-Delgado. “Strong resilience of topological codes to depolarization”. *Physical Review X* **2**, 021004 (2012).
- [26] Michael E. Beverland, Aleksander Kubica, and Krysta M. Svore. “Cost of universality: A comparative study of the overhead of state distillation and code switching with color codes”. *PRX Quantum* **2**, 020341 (2021).
- [27] Ying Li. “Fault-tolerant fermionic quantum computation based on color code”. *Physical Review A* **98**, 012336 (2018).
- [28] Ashley M. Stephens. “Efficient fault-tolerant decoding of topological color codes” (2014).
- [29] Aleksander Kubica, Beni Yoshida, and Fernando Pastawski. “Unfolding the color code”. *New Journal of Physics* **17**, 083026 (2015).
- [30] Kaavya Sahay and Benjamin J. Brown. “Decoder for the triangular color code by matching on a Möbius strip”. *PRX Quantum* **3**, 010310 (2022).
- [31] Pradeep Sarvepalli and Robert Raussendorf. “Efficient decoding of topological color codes”. *Physical Review A* **85**, 022317 (2012).
- [32] Jonathan F San Miguel, Dominic J Williamson, and Benjamin J Brown. “A cellular automaton decoder for a noise-bias tailored color code”. *Quantum* **7**, 940 (2023).
- [33] Michael Herold, Earl T. Campbell, Jens Eisert, and Michael J. Kastoryano. “Cellular-automaton decoders for topological quantum memories”. *npj Quantum Information* **1**, 15010 (2015).
- [34] Severino V. Gervacio and Hiroshi Maehara. “A note on lights-out-puzzle: Parity-state graphs”. *Graphs and Combinatorics* **27**, 109–119 (2011).
- [35] Marlow Anderson and Todd Feil. “Turning lights out with linear algebra”. *Mathematics Magazine* **71**, 300–303 (1998).
- [36] Ashok T. Amin, Lane H. Clark, and Peter J. Slater. “Parity dimension for graphs”. *Discrete mathematics* **187**, 1–17 (1998).
- [37] Paulo Ventura Araújo. “How to turn all lights out”. *Elemente der Mathematik* **55**, 135–141 (2000).
- [38] Yair Caro and William F. Klostermeyer. “The odd domination number of a graph”. *Journal of Combinatorial Mathematics and Combinatorial Computing* **44**, 65–84 (2003).

- [39] John L. Goldwasser and William Klostermeyer. “Maximization versions of” lights out” games in grids and graphs”. *Congressus Numerantium* Pages 99–112 (1997).
- [40] John L. Goldwasser and William F. Klostermeyer. “Parity dominating sets in grid graphs”. *Congressus Numerantium* **172**, 79–96 (2005).
- [41] Abraham Berman, Franziska Borer, and Norbert Hungerbühler. “Lights out on graphs”. *Mathematische Semesterberichte* **68**, 237–255 (2021).
- [42] Mate Soos, Karsten Nohl, and Claude Castelluccia. “Extending sat solvers to cryptographic problems”. In Theory and Applications of Satisfiability Testing-SAT 2009: 12th International Conference, SAT 2009, Swansea, UK, June 30–July 3, 2009. Proceedings 12. Pages 244–257. Springer (2009).
- [43] Harri Haanpää, Matti Jarvisalo, Petteri Kaski, and Ilkka Niemelä. “Hard satisfiable clause sets for benchmarking equivalence reasoning techniques”. *Journal on Satisfiability, Boolean Modeling and Computation* **2**, 27–46 (2006).
- [44] Tero Laitinen, Tommi Junttila, and Ilkka Niemelä. “Extending clause learning sat solvers with complete parity reasoning”. In 2012 IEEE 24th International Conference on Tools with Artificial Intelligence. Volume 1, pages 65–72. IEEE (2012).
- [45] Leonardo De Moura and Nikolaj Bjørner. “Z3: An efficient smt solver”. In Tools and Algorithms for the Construction and Analysis of Systems: 14th International Conference, TACAS 2008, Held as Part of the Joint European Conferences on Theory and Practice of Software, ETAPS 2008, Budapest, Hungary, March 29–April 6, 2008. Proceedings 14. Pages 337–340. Springer (2008).
- [46] Helmut G. Katzgraber, Héctor Bombín, and Martin A. Martin-Delgado. “Error threshold for color codes and random three-body ising models”. *Physical Review Letters* **103**, 090501 (2009).
- [47] Chenyang Wang, Jim Harrington, and John Preskill. “Confinement-higgs transition in a disordered gauge theory and the accuracy threshold for quantum memory”. *Annals of Physics* **303**, 31–58 (2003).
- [48] Google AI team. “Exponential suppression of bit or phase errors with cyclic error correction”. *Nature* **595**, 383–387 (2021).
- [49] Fahiem Bacchus, Jeremias Berg, Matti Jarvisalo, Ruben Martins, and Andreas Niskanen. “Maxsat evaluation 2022: Solver and benchmark descriptions”. *Department of Computer Science Series of Publications B; Report B-2020-2* (2022).
- [50] David K. Tuckett. “Tailoring surface codes: Improvements in quantum error correction with biased noise”. *PhD thesis*. University of Sydney. (2020).