

HRDoc: Dataset and Baseline Method toward Hierarchical Reconstruction of Document Structures

Jiefeng Ma¹, Jun Du^{1*}, Pengfei Hu¹, Zhenrong Zhang¹, Jianshu Zhang², Huihui Zhu², Cong Liu²

¹NERC-SLIP, University of Science and Technology of China

²iFLYTEK Research

jfma@mail.ustc.edu.cn, jundu@ustc.edu.cn, {hudeyouxiang, z zr666}@mail.ustc.edu.cn,
{jszhang6, hhzhu2, congliu2}@iflytek.com

Abstract

The problem of document structure reconstruction refers to converting digital or scanned documents into corresponding semantic structures. Most existing works mainly focus on splitting the boundary of each element in a single document page, neglecting the reconstruction of semantic structure in multi-page documents. This paper introduces hierarchical reconstruction of document structures as a novel task suitable for NLP and CV fields. To better evaluate the system performance on the new task, we built a large-scale dataset named HRDoc, which consists of 2,500 multi-page documents with nearly 2 million semantic units. Every document in HRDoc has line-level annotations including categories and relations obtained from rule-based extractors and human annotators. Moreover, we proposed an encoder-decoder-based hierarchical document structure parsing system (DSPS) to tackle this problem. By adopting a multi-modal bidirectional encoder and a structure-aware GRU decoder with soft-mask operation, the DSPS model surpasses the baseline method by a large margin. All scripts and datasets will be made publicly available at <https://github.com/jfma-USTC/HRDoc>.

Introduction

With the prosperity of commercial activities in today's society, different documents are used to convey information, leading to a growing demand for automatic document processing (Cui et al. 2021). As an emerging application scenario in document processing, extracting or formalizing the structure of numerous documents is of great value to users. For example, the document structure is required when converting a PDF file to an editable format such as Markdown.

Current studies (Zhong, Tang, and Jimeno-Yepes 2019; Li et al. 2020; Pfitzmann et al. 2022) focused predominantly on the document element detecting task and obtained considerable achievements in page-level layout analysis. Based on these works, some methods (Wang et al. 2020) and datasets (Rausch et al. 2021) were proposed for extracting hierarchy structure in documents. Nonetheless, they neither achieved a satisfactory result nor provided a reasonable definition of the document structure reconstruction task.

To move towards a more advanced understanding of hierarchical document structure reconstruction, we have created

*Corresponding author.

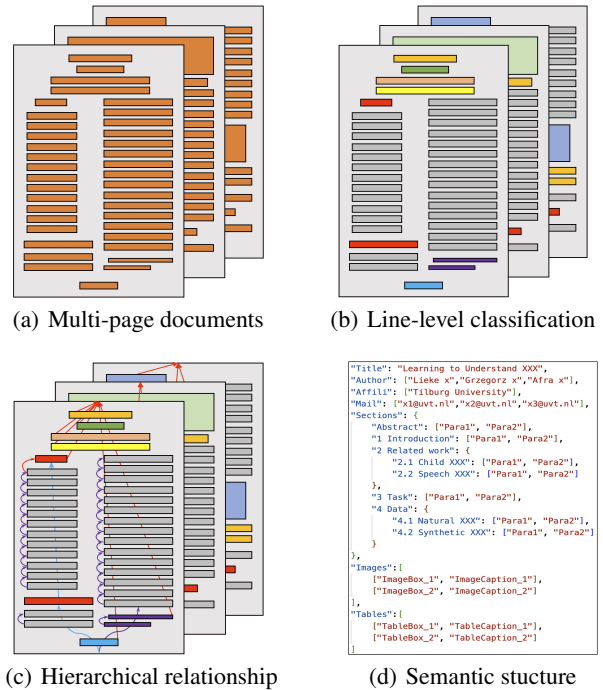


Figure 1: The processing procedure of hierarchical document structure reconstruction task.

a new dataset named HRDoc, which consists of two parts according to the layout varieties. A multi-modal system is also proposed and demonstrates great superiority over the baseline method.

Figure 1 depicts the general task definition and processing procedure. We define the document structure reconstruction task as converting one multi-page document (Figure 1(a)) into its hierarchical semantic representation (Figure 1(d)). More specifically, we regard text lines, figures, tables, and equation areas as the essential elements of one document, which can be obtained through an off-the-shelf OCR engine (Smith 2007) or PDF extractor (Marinai 2009). After extracting these essential elements, we can use deep learning techniques to predict labels for each element unit (Figure 1(b)) and the relation (Figure 1(c)) between them. Combin-

ing the information above, we can recover the document’s hierarchical semantic structure as shown in Figure 1(d).

Our main contributions are listed as follows:

- We introduced the hierarchical reconstruction of document structures as a novel vision and language task.
- We built a novel hierarchical document structure reconstruction dataset HRDoc, which is the first dataset that focuses on fine-grained and document-level structure reconstruction tasks over multi-page documents.
- We proposed an encoder-decoder-based hierarchical document structure parsing system (DSPS). With the multi-modal bidirectional extractor and the structure-aware GRU decoder with soft-mask operation, DSPS achieved considerable improvement over the baseline method.

The HRDoc dataset and source code of the proposed DSPS framework will be made publicly available here¹.

Related Work

Document Layout Analysis

The most relevant task with document structure reconstruction in the document understanding field is layout analysis, which mainly focuses on document object detection and recognition of specific types such as figures and tables.

Early works of document layout analysis relied on various heuristic rules or conventional image process methods to locate semantic regions in document images (Ha, Haralick, and Phillips 1995; Simon, Pret, and Johnson 1997; Kumar et al. 2007). In 1995, Ha, Haralick, and Phillips proposed a X-Y cut algorithm to determine the boundaries between each document component in a top-down manner. Simon, Pret, and Johnson regarded the connected components as the basic units in a binary document image, which are further combined into higher-level structures through heuristics methods and labeled according to structural features. Kumar et al. used matched wavelets and MRF model to segment document images into text, background, and picture components at a pixel level. These approaches often used complicated hyper-parameters designed for specific document layouts, which are difficult to adapt to new document types.

Recent works take advantage of the wide-spreading machine learning techniques of object detection on natural scene images to address complex layout analysis problems (He et al. 2017a; Gao et al. 2017; Yi et al. 2017; Li, Yin, and Liu 2018). He et al. proposed a two-stage approach to detect tables and figures. In the first stage, the class label for each pixel is predicted using a multi-scale convolutional neural network. Then in the second stage, heuristic rules are applied to the pixel-wise class predictions to get the object boxes. Gao et al. utilized meta-data information from PDF files and detected formulas using a model that combines CNN and RNN. Yi et al. redesigned the CNN architecture of common object detectors by considering the uniqueness of document objects. Li, Yin, and Liu generated the primitive region proposals from each column region and clustered the primitive proposals to form a single object instance.

These works mainly focus on splitting the boundary of each element in a single document page, neglecting the reconstruction of semantic structure in multi-page documents.

Document Structure Reconstruction

Document structure reconstruction means recovering the hierarchical semantic information of one document. Existing works on document structure reconstruction can be roughly divided into two categories.

The first one focuses on reconstructing only part of the structure information in one document, such as the table of contents (ToC) (Wu, Mitra, and Giles 2013; Tuarob, Mitra, and Giles 2015; Nguyen, Doucet, and Coustaty 2017; Bentabet et al. 2020). Tuarob, Mitra, and Giles listed several position-related rules and used a random forest algorithm to determine whether one text line is a section name or not. With all sections detected, a set of regular expressions and rule-based strategies were used to recover the hierarchical structure of sections. Nguyen, Doucet, and Coustaty proposed a system consisting of a ToC page detection method and a link-based ToC reconstruction method to solve the ToC extraction problem. These works solved part of the document structure reconstruction problem, but the main body of one document, including content lines, figures, and tables, is not taken into consideration.

The second one focuses on the overall structure reconstruction of document (Namboodiri and Jain 2007; Wang et al. 2020; Rausch et al. 2021). Namboodiri and Jain proposed a framework of generic document structure understanding system in multi-steps. They split the processing procedure into two parts, including physical layout detection and logical structure recovering, with each part processed by digital image processing techniques and rule-based systems. Wang et al. focused on the form understanding task and considered the form structure as a tree-like hierarchy of text fragments. They learned an asymmetric parameter matrix to predict the relationship between every text fragment pair, resulting in high computational complexity when handling documents with numerous text fragments. Rausch et al. built a layout detection model based on Mask R-CNN (He et al. 2017b) and recovered structures of single document pages using a series of specific rules such as overlap ratio and reading flow. However, this method is difficult to apply to recover the structure of multi-page documents and lacks generalization due to the complicated heuristic rules introduced.

The HRDoc Task and Dataset

In this section, we define the tasks introduced in HRDoc and then describe the data collection process.

Task Overview

We build HRDoc with line-level annotations and cross-page relations that support both NLP and CV research. HRDoc dataset aims to recover the semantic structure of the PDF document, which can be divided into three subtasks, including semantic unit classification, parent finding, and relation classification. The detailed descriptions for these tasks are listed as followings:

¹<https://github.com/jfma-USTC/HRDoc>




Figure 2: Layout varieties of front document pages in the HRDoc dataset. The first front page is from the HRDoc-Simple dataset, with all the rest randomly selected from the HRDoc-Hard in a color version.

- **OVERALL TASK** (Document hierarchical reconstruction.) Given a multi-page document D , recover the semantic structure of this document.
- **SUBTASK 1** (Semantic unit classification.) Given all semantic units U with bounding boxes and texts within a document, classify each unit to its semantic label.
- **SUBTASK 2** (Parent finding.) Given a semantic unit u_i in a document, find its nearest parent unit p_i .
- **SUBTASK 3** (Relation classification.) Classify the relation r_i between each semantic unit and its parent unit.

Dataset Collection

HRDoc dataset consists of two parts according to the layout varieties. We name the first part HRDoc-Simple (HRDS), consisting of 1,000 documents with similar layouts, and the second part HRDoc-Hard (HRDH), consisting of 1,500 documents with varied layouts.

To build the HRDS dataset, we download 1,000 conference papers in PDF format from ACL² website, containing three top-tier conferences, including NAACL, EMNLP, and ACL in the natural language process field. For the HRDH dataset, we downloaded 1,500 documents from arXiv³ website, containing more than 30 varied layouts from 17 research areas. Moreover, thanks to the open-access policy of the arXiv website, we can download the LaTeX source code with PDF files simultaneously for further detecting different semantic regions. As shown in Figure 2, documents in HRDoc-Simple share a similar layout with the same ACL conference template. In contrast, documents in HRDoc-Hard have more varieties in page layout, containing single-column, two-column, and more complicated formats.

Notably, all downloaded papers from the ACL website are licensed under CC BY-NC-SA 3.0⁴ or CC BY 4.0⁵. For the arXiv website, we only download papers licensed under CC BY-NC-SA 4.0⁶ with compilable LaTeX source code. These

licenses allow people to remix, transform, and build upon the material for non-commercial purposes.

Semantic Unit Parsing and Relation Definition

The unit classification task introduced in HRDoc is similar to that of PubLayNet (Zhong, Tang, and Jimeno-Yepes 2019) and DocBank (Li et al. 2020). This paper classifies all semantic units into 14 classes, including $\{Title, Author, Mail, Affiliation, Section, First-Line, Para-Line, Equation, Table, Figure, Caption, Page-Footer, Page-Header, and Footnote\}$. All class units are detected and labeled in text line level except for *Equation, Table and Figure*, since they may contain multi-line texts. Each semantic unit comes after its corresponding parent unit when organized across every page in the human reading order. The relation between one semantic unit and its parent unit consists of three types: $\{Connect, Contain, Equality\}$. The definition of these relations is listed as follows:

- *Connect* is used when two units are semantically connected. For example, the relation between continuous lines in a paragraph is called *Connect*.
- *Contain* is used when the child unit is one part of the parent unit. For example, the relation between a section line and its first subsection line is called *Contain*.
- *Equality* is used when two units are in the same hierarchical structure level. For example, the relation between different subsections under the same section is called *Equality*.

Ground-Truth Annotation

For the HRDS dataset, we design a rule-based PDF parser system to extract each text line in ACL papers using PDFPlumber⁷. Owing to the fixed document layout of the HRDS dataset, we can roughly tag each text line to its labels using heuristic rules. For example, we can locate the first line of each paragraph by combining 1) The distance between the current text line and previous text line; 2) The indent before the beginning of the current text line; 3) Whether the first character is upper-cased or lower-cased.

²<https://aclanthology.org/>

³<https://export.arxiv.org/>

⁴<https://creativecommons.org/licenses/by-nc-sa/3.0/>

⁵<https://creativecommons.org/licenses/by/4.0/>

⁶<https://creativecommons.org/licenses/by-nc-sa/4.0/>

⁷<https://github.com/jsvine/pdfplumber>

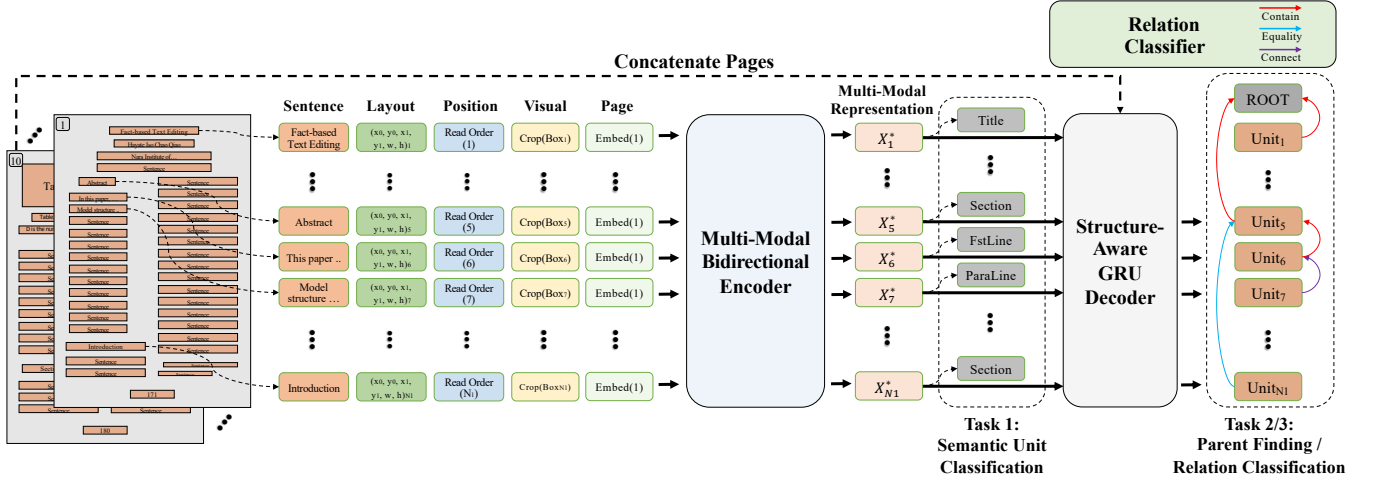


Figure 5: Proposed document structure parsing system (DSPS).

$\{u_1, u_2, \dots, u_L\}$, where L is the total unit number within the page with a max length limit of 512.

Multi-Modal Bidirectional Encoder

Similar as (Zhang et al. 2022), the input embeddings of semantic units are consisted of a sentence embedding x_i^{text} , a layout embedding x_i^{layout} , a 1D positional embedding x_i^{pos} , a visual embedding x_i^{vis} and a page embedding x_i^{page} .

In total, the embedding $x_i \in \mathbb{R}^H$ at the i -th position in the input sequence is given as:

$$x_i = \text{LN}(x_i^{\text{text}} + x_i^{\text{layout}} + x_i^{\text{pos}} + x_i^{\text{vis}} + x_i^{\text{page}})$$

Here $\text{LN}(\cdot)$ is the layer normalization operation (Ba, Kiros, and Hinton 2016).

Sentence embedding. We use Sentence-Bert (Reimers and Gurevych 2019) model as the semantic extractor. The sentence embedding can be calculated as follows:

$$x_i^{\text{text}} = \text{LinearProj}(\text{SentenceBert}(s_i))$$

Here the $\text{LinearProj}(\cdot)$ is a linear projection layer to transform the embedding dimension to H .

Layout embedding. Following LayoutLMv2 (Xu et al. 2021), we introduce a location representation $x_i^{\text{layout}} \in \mathbb{R}^H$ that convey the layout information of i -th semantic token in the document page.

$$x_i^{\text{layout}} = \text{Concat}(\text{Emb}(x_{\min}, x_{\max}, w)_i, \text{Emb}(y_{\min}, y_{\max}, h)_i)$$

Position embedding. We use absolute position embedding here as

$$x_i^{\text{pos}} = \text{Emb1D}(i)$$

Visual embedding. The visual clue of one semantic unit is also crucial since the font styles may differ between different semantic blocks. We use ResNet-50 (He et al. 2016) with FPN (Lin et al. 2017a) as the backbone of vision information extractor. The local visual embedding can be obtained through RoIAlign (He et al. 2017b) according to b_i :

$$x_i^{\text{vis}} = \text{RoIAlign}(\text{ResNet}(I_{p_i}), b_i)$$

Page embedding. To distinguish semantic units of different pages, we use absolute position embedding here as

$$x_i^{\text{page}} = \text{EmbPage}(p_i)$$

The multi-modal bidirectional encoder is based on Transformer (Vaswani et al. 2017) architecture and produces representations $x_i^* = \text{BiEncoder}(x_i)$ for each semantic unit.

We can predict the label $\hat{C}_i \in \{1, 2, \dots, C\}$ for unit u_i as follows:

$$P_{\text{cls}_i} = \text{softmax}(\text{LinearProj}(x_i^*))$$

$$\hat{C}_i = \text{argmax}(P_{\text{cls}_i})$$

where P_{cls_i} means the classification probability for i -th unit over predefined C classes.

Structure-Aware GRU Decoder

When reconstructing the hierarchical structure of one multi-page document, we often meet the cross-page parent-finding problem, which means a semantic unit may find its parent in previous pages. To address this problem, we first concatenate each semantic unit within a document in reading order and use a GRU (Cho et al. 2014) network to capture the information exchange across pages.

When decoding the parent unit, some semantic unit may directly link to the *ROOT* unit, which represents the beginning of one document. The x_0^* referring to the multi-modal representation of the *Root* unit is obtained using the average of all semantic units' representations:

$$x_0^* = \sum_{i=1}^L x_i^* / L$$

With multi-modal representations x_i^* as input, the GRU unit produces the hidden state h_i of the current semantic unit:

$$h_i = \text{GRU}(x_{i-1}^*, h_{i-1})$$

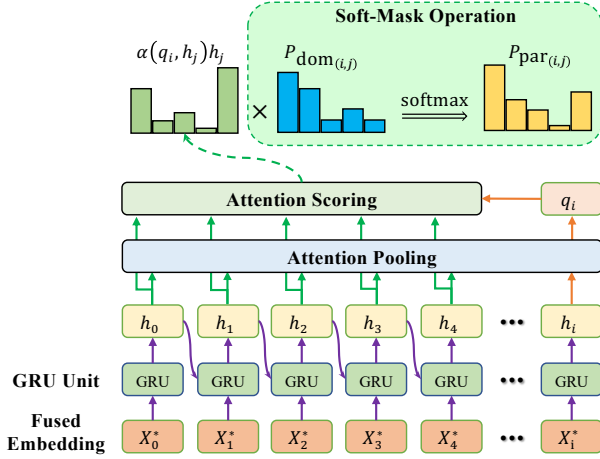


Figure 6: Proposed structure-aware GRU decoder.

In decoding step i , we can calculate the weighted hidden state of u_i using the attention pooling function:

$$q_i = \sum_{j=0}^i \alpha(h_i, h_j) h_j$$

where

$$\begin{aligned} \alpha(h_i, h_j) &= \text{softmax}((\mathbf{W}_q h_i)^T \cdot \mathbf{W}_k h_j) \\ &= \frac{\exp((\mathbf{W}_q h_i)^T \cdot \mathbf{W}_k h_j)}{\sum_{j=0}^i \exp((\mathbf{W}_q h_i)^T \cdot \mathbf{W}_k h_j)} \end{aligned}$$

The soft-mask operation. We introduce a soft-mask operation to adjust the attention distribution for better use of domain-specific knowledge. More specifically, we calculate the child-parent distribution matrix $\mathbf{M}_{\text{cp}} \in \mathbb{R}^{(C+1) \times C}$ by counting different types of child-parent pairs as shown in Figure 4. The i -th column of \mathbf{M}_{cp} means the probability distribution of class i over C predefined classes plus one *ROOT* node. To make the distribution robust to unseen relation pairs, we apply additive smoothing to each column with the pseudo-count set to 5. The probability of semantic unit u_j being the parent of u_i can be calculated as:

$$P_{\text{par}(i,j)} = \text{softmax}(\alpha(q_i, h_j) h_j P_{\text{dom}(i,j)})$$

Here, $P_{\text{dom}(i,j)}$ is defined as:

$$P_{\text{dom}(i,j)} = \tilde{P}_{\text{cls}_j} \mathbf{M}_{\text{cp}} P_{\text{cls}_i}^T$$

where

$$\tilde{P}_{\text{cls}_j} = \begin{cases} \text{Concat}(P_{\text{cls}_j}, 0) & j \in \{1, 2, \dots, i-1\}; \\ \underbrace{[0, 0, \dots, 0, 1]}_C & j = 0. \end{cases}$$

We can calculate the parent node $\hat{P}_i \in \{0, 1, \dots, i-1\}$ for u_i as:

$$\hat{P}_i = \text{argmax}(P_{\text{par}(i,j)})$$

Relation Classifier

After obtaining the parent node u_j for semantic unit u_i , we use a linear project function to classify the relation between each child-parent pair (u_i, u_j) as:

$$\hat{R}_{(i,j)} = \text{argmax}(P_{\text{rel}(i,j)})$$

$$P_{\text{rel}(i,j)} = \text{softmax}(\text{LinearProj}(\text{Concat}(h_i, h_j)))$$

where $P_{\text{rel}(i,j)}$ means the classification probability for relation of child-parent pair (u_i, u_j) over predefined N relation types.

Multi-Task Learning

We take the three subtasks into consideration simultaneously. For SUBTASK 1, the loss function can be listed as:

$$L_{\text{cls}} = \sum_{i=1}^L \text{FocalLoss}(C_i, P_{\text{cls}_i}) / L$$

For SUBTASK 2, the loss function can be listed as:

$$L_{\text{par}} = \sum_{i=1}^L \text{CrossEntropy}(P_i, P_{\text{par}(i,j)}) / L$$

For SUBTASK 3, the loss function can be listed as:

$$L_{\text{rel}} = \sum_{i=1}^L \text{FocalLoss}(R_i, P_{\text{rel}(i,j)}) / L$$

Here C_i, P_i, R_i refer to the ground-truth label for the semantic class, parent position and the relation type for u_i in one-hot representation. $\text{FocalLoss}(\cdot)$ (Lin et al. 2017b) is also introduced to solve the class-imbalance problem. We calculate the weighted sum of these loss functions to form the final loss as:

$$L_{\text{tol}} = L_{\text{cls}} + \alpha_1 L_{\text{par}} + \alpha_2 L_{\text{rel}}$$

Experiments

Compared Methods

Semantic unit classification. The SUBTASK 1 of semantic unit classification can be viewed as both CV and NLP tasks. To this end, we use a state-of-the-art detection model Cascade-RCNN (Cai and Vasconcelos 2018) to detect the position of each semantic unit. With bounding boxes and texts of each semantic unit given, we use the features outputted by ResNet-50 with RoIAlign and Sentence-Bert to classify each semantic unit. The proposed multi-modal bidirectional encoder is also used to classify each semantic unit.

Hierarchical document reconstruction. To evaluate the performance of DocParser (Rausch et al. 2021) system in OVERALL TASK, we do the inference stage of DocParser in HRDoc dataset by excluding the table structure and retrieving semantic units for each detected objects with an overlap ratio higher than 0.7. We also test the performance of the DSPS model with different settings.

| Method | HRDoc-Simple F1(%) | | | | | | | | | | | | | | | |
|--------|--------------------|--------------|--------------|--------------|--------------|--------------|--------------|---------------|--------------|--------------|--------------|---------------|------|--------------|--------------|--------------|
| | Title | Author | Mail | Affili | Sect | Fstl | Paral | Table | Fig | Cap | Equ | Foot | Head | Footn | Micro | Macro |
| T1 | 78.83 | 72.74 | 64.54 | 70.13 | 91.35 | 87.53 | 89.70 | 89.30 | 73.87 | 64.87 | 83.87 | 87.50 | - | 79.32 | 88.30 | 80.85 |
| T2 | 93.67 | 82.53 | 81.33 | 84.39 | 37.09 | 38.39 | 91.86 | 58.44 | 48.53 | 70.75 | 26.89 | 98.33 | - | 49.76 | 85.61 | 66.30 |
| T3 | 98.98 | 96.47 | 98.95 | 97.42 | 97.30 | 93.27 | 98.72 | 94.42 | 95.72 | 93.36 | 96.02 | 99.89 | - | 87.11 | 97.74 | 95.97 |
| T4 | 99.43 | 98.83 | 96.45 | 97.33 | 99.60 | 98.22 | 99.74 | 100.00 | 99.95 | 99.06 | 97.91 | 100.00 | - | 99.15 | 99.52 | 98.90 |

| Method | HRDoc-Hard F1(%) | | | | | | | | | | | | | | | |
|--------|------------------|--------------|--------------|--------------|--------------|--------------|--------------|--------------|--------------|--------------|--------------|--------------|--------------|--------------|--------------|--------------|
| | Title | Author | Mail | Affili | Sect | Fstl | Paral | Table | Fig | Cap | Equ | Foot | Head | Footn | Micro | Macro |
| T1 | 81.50 | 49.77 | 33.39 | 49.34 | 75.92 | 64.96 | 77.86 | 69.96 | 72.22 | 43.72 | 68.84 | 70.91 | 71.00 | 52.67 | 73.37 | 64.94 |
| T2 | 82.40 | 48.40 | 18.43 | 61.33 | 33.66 | 45.37 | 87.99 | 21.89 | 70.28 | 61.54 | 48.32 | 73.69 | 75.71 | 6.79 | 79.25 | 52.56 |
| T3 | 95.85 | 89.92 | 91.68 | 91.75 | 94.26 | 88.68 | 96.77 | 76.96 | 91.67 | 91.99 | 93.94 | 94.68 | 92.65 | 62.61 | 94.68 | 89.53 |
| T4 | 97.71 | 93.93 | 85.49 | 90.95 | 96.06 | 91.24 | 97.96 | 100.0 | 100.0 | 97.32 | 97.92 | 98.54 | 97.83 | 88.84 | 96.74 | 95.27 |

Table 1: Comparison results of different baseline models in semantic unit classification task. F1 means F1-score. T1 refers to Cascade-RCNN, T2 refers to ResNet+RoIAlign, T3 refers to Sentence-Bert, T4 refers to DSPS Encoder.

| Method | Semantic | Vision | Soft-Mask | Level | HRDoc-Simple | | HRDoc-Hard | |
|-----------|----------|--------|-----------|----------|---------------|---------------|---------------|---------------|
| | | | | | Micro-STEDS | Macro-STEDS | Micro-STEDS | Macro-STEDS |
| DocParser | - | - | - | Page | 0.2361 | 0.2506 | 0.1873 | 0.2015 |
| DSPS | ✗ | ✓ | ✗ | Document | 0.6149 | 0.6284 | 0.5145 | 0.5393 |
| DSPS | ✓ | ✗ | ✗ | Document | 0.6636 | 0.6690 | 0.5766 | 0.5817 |
| DSPS | ✓ | ✓ | ✗ | Document | 0.6830 | 0.6888 | 0.5811 | 0.5968 |
| DSPS | ✓ | ✓ | ✓ | Document | 0.8143 | 0.8174 | 0.6903 | 0.6971 |
| DSPS | ✓ | ✓ | ✓ | Page | 0.6482 | 0.6562 | 0.6080 | 0.6243 |

Table 2: Comparison results of different models in hierarchical document reconstruction task.

Evaluation Metrics

Semantic unit classification. We use the standard F1 score on each category to evaluate the semantic unit classification task performance. For the output of the detection model, we only preserve those predicted bounding boxes with a confidence coefficient higher than 0.5. An output box is regarded as correctly predicted only when it has an overlap ratio higher than 0.65 with a ground-truth box in the same label.

Hierarchical document reconstruction. For a given document D , we can get its content structure T_D and predicted structure \hat{T}_D in a tree-like format. Inspired by (Pawlik and Augsten 2016), we proposed the Semantic-TEDS (Tree-Edit-Distance-Score) metric to evaluate the system performance on the document reconstruction task.

$$\text{STEDS}(T_D, \hat{T}_D) = 1 - \frac{\text{EditDist}(T_D, \hat{T}_D)}{\max(|T_D|, |\hat{T}_D|)}$$

Here $|T|$ refers to the number of nodes in a tree structure T . Notice that we only regard one node in T_D and \hat{T}_D as completely matched when the label and text are the same.

Evaluation Results

Semantic unit classification. The evaluation results of compared methods are shown in Table 1. We can see that the proposed multi-modal bidirectional encoder has the best classification performance in most categories. Sentence-Bert outperforms the DSPS encoder in specific categories, including *Mail* and *Affili*, which indicates that the visual clue may be harmful when facing visually similar units. Due to

the complexity of document layouts in the HRDH dataset, all models show a decrease when dealing with the HRDH dataset compared to the HRDS dataset.

Hierarchical document reconstruction. We conducted experiments on DocParser and the proposed DSPS model with different settings. As shown in Table 2, DSPS model outperform DocParser by a large margin. We can see that both semantic and visual modalities are crucial for the DSPS model. Moreover, the soft-mask operation introduced in the decoder also brings considerable improvement. In the page-level setting for DSPS, we force the decoder to find the parent unit within the same document page for each semantic unit. The system performance drops significantly in the page-level setting, indicating that the document reconstruction task should be conducted in a cross-page manner.

Conclusion

This paper introduced the hierarchical reconstruction of document structures as a novel vision and language task. To facilitate research aimed at document reconstruction, we proposed a new dataset named HRDoc, which contains 2,500 line-level annotated documents with nearly 2 million semantic units. The proposed DSPS model is based on an encoder-decoder structure that takes multi-modal information as input. With both semantic and vision features considered, DSPS achieves the best classification performance surpassing other methods by a large margin. In the overall task, we proposed a structure-aware GRU decoder with domain-specific knowledge introduced. By training in an end-to-end manner, the DSPS model achieves a considerable improvement over the baseline model.

References

- Ba, J. L.; Kiros, J. R.; and Hinton, G. E. 2016. Layer normalization. *arXiv preprint arXiv:1607.06450*.
- Bentabet, N.-I.; Juge, R.; El Maarouf, I.; Moulleron, V.; Valsamou-Stanislawski, D.; and El-Haj, M. 2020. The Financial Document Structure Extraction Shared task (FinToc 2020). In *FinTOC-2020@COLING 2020, Workshop*, 13–22.
- Cai, Z.; and Vasconcelos, N. 2018. Cascade R-CNN: Delving Into High Quality Object Detection. In *CVPR 2018*, 6154–6162.
- Cho, K.; van Merriënboer, B.; Bahdanau, D.; and Bengio, Y. 2014. On the Properties of Neural Machine Translation: Encoder-Decoder Approaches. In *SSST-8@EMNLP 2014, Workshop*, 103–111.
- Cui, L.; Xu, Y.; Lv, T.; and Wei, F. 2021. Document ai: Benchmarks, models and applications. *arXiv preprint arXiv:2111.08609*.
- Gao, L.; Yi, X.; Liao, Y.; Jiang, Z.; Yan, Z.; and Tang, Z. 2017. A Deep Learning-Based Formula Detection Method for PDF Documents. In *ICDAR 2017*, 553–558.
- Ha, J.; Haralick, R.; and Phillips, I. 1995. Recursive X-Y cut using bounding boxes of connected components. In *ICDAR 1995*, 952–955.
- He, D.; Cohen, S.; Price, B.; Kifer, D.; and Giles, C. L. 2017a. Multi-Scale Multi-Task FCN for Semantic Page Segmentation and Table Detection. In *ICDAR 2017*, 254–261.
- He, K.; Gkioxari, G.; Dollár, P.; and Girshick, R. B. 2017b. Mask R-CNN. In *ICCV 2017*, 2980–2988.
- He, K.; Zhang, X.; Ren, S.; and Sun, J. 2016. Deep Residual Learning for Image Recognition. In *CVPR 2016*, 770–778.
- Kumar, S.; Gupta, R.; Khanna, N.; Chaudhury, S.; and Joshi, S. D. 2007. Text Extraction and Document Image Segmentation Using Matched Wavelets and MRF Model. *IEEE Transactions on Image Processing*, 16: 2117–2128.
- Li, M.; Xu, Y.; Cui, L.; Huang, S.; Wei, F.; Li, Z.; and Zhou, M. 2020. DocBank: A Benchmark Dataset for Document Layout Analysis. In *COLING 2020*, 949–960.
- Li, X.-H.; Yin, F.; and Liu, C.-L. 2018. Page Object Detection from PDF Document Images by Deep Structured Prediction and Supervised Clustering. In *ICPR 2018*, 3627–3632.
- Lin, T.; Dollár, P.; Girshick, R. B.; He, K.; Hariharan, B.; and Belongie, S. J. 2017a. Feature Pyramid Networks for Object Detection. In *CVPR 2017*, 936–944.
- Lin, T.; Goyal, P.; Girshick, R. B.; He, K.; and Dollár, P. 2017b. Focal Loss for Dense Object Detection. In *ICCV 2017*, 2999–3007.
- Marinai, S. 2009. Metadata extraction from PDF papers for digital library ingest. In *ICDAR 2009*, 251–255.
- Namboodiri, A. M.; and Jain, A. K. 2007. Document structure and layout analysis. In *Digital Document Processing*, 29–48.
- Nguyen, T.-T.-H.; Doucet, A.; and Coustaty, M. 2017. Enhancing Table of Contents Extraction by System Aggregation. In *ICDAR 2017*, 242–247.
- Pawlik, M.; and Augsten, N. 2016. Tree edit distance: Robust and memory-efficient. *Information Systems*, 56: 157–173.
- Pfritzmann, B.; Auer, C.; Dolfi, M.; Nassar, A. S.; and Staar, P. W. J. 2022. DocLayNet: A Large Human-Annotated Dataset for Document-Layout Analysis. In *SIGKDD 2022*, 3743–3751.
- Rausch, J.; Martinez, O.; Bissig, F.; Zhang, C.; and Feuerriegel, S. 2021. Docparser: Hierarchical document structure parsing from renderings. In *AAAI 2021*, 4328–4338.
- Reimers, N.; and Gurevych, I. 2019. Sentence-BERT: Sentence Embeddings using Siamese BERT-Networks. In *EMNLP 2019*, 3980–3990.
- Simon, A.; Pret, J.-C.; and Johnson, A. P. 1997. A fast algorithm for bottom-up document layout analysis. *IEEE Transactions on Pattern Analysis and Machine Intelligence*, 19: 273–277.
- Smith, R. 2007. An Overview of the Tesseract OCR Engine. In *ICDAR 2007*, 629–633.
- Tuarob, S.; Mitra, P.; and Giles, C. L. 2015. A hybrid approach to discover semantic hierarchical sections in scholarly documents. In *ICDAR 2015*, 1081–1085.
- Vaswani, A.; Shazeer, N.; Parmar, N.; Uszkoreit, J.; Jones, L.; Gomez, A. N.; Kaiser, L.; and Polosukhin, I. 2017. Attention is All you Need. In *NIPS 2017*, 5998–6008.
- Wang, Z.; Zhan, M.; Liu, X.; and Liang, D. 2020. DocStruct: A Multimodal Method to Extract Hierarchy Structure in Document for General Form Understanding. In *Findings of EMNLP 2020*, 898–908.
- Wu, Z.; Mitra, P.; and Giles, C. L. 2013. Table of contents recognition and extraction for heterogeneous book documents. In *ICDAR 2013*, 1205–1209.
- Xu, Y.; Xu, Y.; Lv, T.; Cui, L.; Wei, F.; Wang, G.; Lu, Y.; Florêncio, D. A. F.; Zhang, C.; Che, W.; Zhang, M.; and Zhou, L. 2021. LayoutLMv2: Multi-modal Pre-training for Visually-rich Document Understanding. In *ACL 2021*, 2579–2591.
- Yi, X.; Gao, L.; Liao, Y.; Zhang, X.; Liu, R.; and Jiang, Z. 2017. CNN Based Page Object Detection in Document Images. In *ICDAR 2017*, 230–235.
- Zhang, Z.; Ma, J.; Du, J.; Wang, L.; and Zhang, J. 2022. Multimodal Pre-training Based on Graph Attention Network for Document Understanding. *arXiv preprint arXiv:2203.13530*.
- Zhong, X.; Tang, J.; and Jimeno-Yepes, A. 2019. PubLayNet: Largest Dataset Ever for Document Layout Analysis. In *ICDAR 2019*, 1015–1022.