

A quantum router model for directional single-photon routing based on pathway coherence and phase difference

Xu Yang¹ and Lei Tan^{1,2,*}

¹*Lanzhou Center for Theoretical Physics, Key Laboratory of Theoretical Physics of Gansu Province, Lanzhou University, Lanzhou, Gansu 730000, China*

²*Key Laboratory for Magnetism and Magnetic Materials of the Ministry of Education, Lanzhou University, Lanzhou 730000, China*

(Dated: March 27, 2023)

A multi-channel quantum router with four nodal cavities is constructed by two coupled-resonator waveguides and four single cavities. We can achieve directional routing by adjusting the probability of photon exiting from the specified port to close to 100%. There are multiple pathways between the photon from the incident port to the outgoing port in this hybrid system. Under the effect of phase difference between two classical light fields, the mutual interference between different pathways can be adjusted to destructive interference or constructive interference, which lays the foundation for the increase and decrease of the routing probability. The influence of different parameter values on single photon routing probability is also studied. By studying the analytic formula of probability amplitude, we get the physical mechanism of exiting ports being closed under certain parameter conditions.

I. INTRODUCTION

In recent years, due to its potential applications in quantum information [1–6] processing and quantum networks [7–11], the research on controlling single photon transport through waveguide coupled to quantum emitters is very popular [12–24]. The waveguide can be used as a quantum channel, and the quantum emitter can be placed in the cavity to form a quantum node, which provides a platform for quantum information and quantum computing. As for the carrier of information transmission, photon has become the choice of researchers due to its advantages of fast speed, good robustness and easy control. Since each quantum node is connected to multiple quantum channels, distributing filtered information to different quantum channels is an important problem in the construction of quantum networks. Based on this, the concept of quantum router [25 and 26] comes into being. Quantum router can screen quantum information, so that carriers carrying different information from a quantum channel into a specific quantum channel, so as to achieve the function of the router. Many theoretical researches and experiments on quantum routers have been realized, such as pure optical systems [27 and 28], cavity QED systems [29–31], and photomechanical systems [32 and 33]. In the study of pure optical systems, the researchers have studied the waveguides with linear dispersion and the coupled-resonator waveguide [34 and 35] with nonlinear dispersion respectively. A coupled-resonator waveguide [36] is formed by placing a set of cavities with lower decay rate end to end, and coupling the cavity walls between two adjacent cavities. Due to the coupling of cavity walls, photons can be hopped between adjacent cavities and transported in the whole coupled-resonator waveguide. In addition, atoms can be placed in the coupled-resonator waveguide, and the transported photons can be controlled through the coupling of atoms and photons. Because the dispersion relation of coupled-resonator waveguide is nonlinear, the hybrid system composed of coupled-resonator waveguide has wider bandwidth and stronger interaction between light and matter, and some novel phenomena may be produced. As a basic quantum device, coupled-resonator waveguide becomes a reliable platform for studying the interaction between light and matter.

In general, single-photon quantum router is mainly composed of two coupled-resonator waveguide and a single quantum transmitter [37]. In the multi-channel quantum router model of this configuration, incident photons are output symmetrically at four ports, and the maximum routing probability is only 50% [38]. This feature limits the application of quantum routers to some extent. Therefore, it is still a very important problem to study the full transfer rate is 100% even directional routing in quantum routers. Unlike quantum routers coupling single quantum transmitters, the coupling of multiple quantum transmitters with multiple one-dimensional coupled-resonator waveguide can provide many novel phenomena and contribute to the further application of quantum routers [39 and 40]. By increasing the number of nodal cavities, we can increase the number of photon transport pathways in the router. Different pathways interfere with each other to realize that the probability of photon exiting from one or some ports under certain parameter conditions is cancelled by interference. In order to increase the controllability of the model, two-level atoms are placed in two nodal cavities, and two Δ -type three-level atoms [41 and 42] are placed in the other two nodal cavities, and classical light fields of different phases are coupled to the transition between two excited states of atoms. We focus on the effect of phase difference and coupling strength on the single photon transport characteristics.

This paper is organized as follows: In Sec. II, the model is introduced. In Sec. III, we study the scattering process of single-photon by using a discrete-coordinate scattering approach and get the expressions of three amplitudes. We will study the effect of position, phase difference, Rabi frequencies and coupling strengths, and discuss the underlying physics for controlling single-photon routing in Sec. IV. Finally, the results are concluded in Sec. V.

II. MODEL AND HAMILTONIAN

As shown in Fig. 1, the considered hybrid system is composed of two horizontal one-dimensional coupled-resonator waveguides (CRWs) and four vertical cavities. The upper CRW is CRW-b and the lower one is CRW-a. The vertical cavities at $j = 0$ is named Cavity-C, and these at $j = l$ is named Cavity-D, where j is the position of the cavity of two CRWs with $j = -\infty, \dots, \infty$. The cavity modes are described by the creation (annihilation) operator $x_j^\dagger(x_j)$ in CRWs and $y_x^\dagger(y_x)$ in vertical cavities, where $x = a, b$ and $y = c, d$. For simplicity, we assume that the hopping coefficient between the nearest-neighbor cavities is the same.

Four vertical cavities and CRWs form four nodes, each with an atom in it. Two two-level atoms with an excited state $|e_m\rangle$ and a ground state $|g_m\rangle$ are placed in a node composed of CRW-a and Cavity- D_a (named Atom-2) and a node composed of CRW-b and Cavity- C_b (named Atom-3), two Δ -type three-level atoms are placed in a node composed of CRW-a and Cavity- C_a (named Atom-1) and a node composed of CRW-b and Cavity- D_b (named Atom-4), respectively. The Δ -type three-level atom characterized by a ground state $|g_m\rangle$, an intermediate state $|s_m\rangle$ and an excited state $|e_m\rangle$, where m is the number of the atom. For the Δ -type atoms, a classical light field with frequency ν

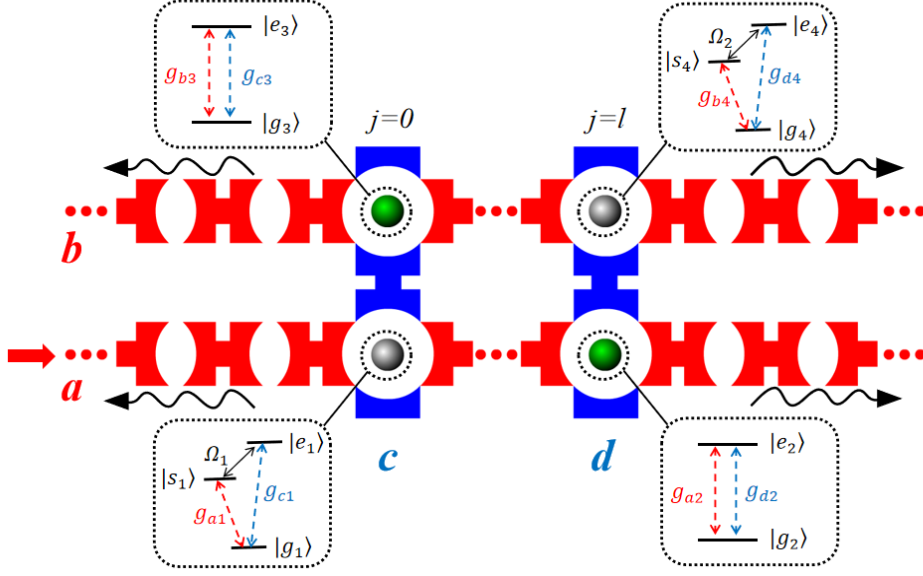


Figure 1. (Color online) Schematic routing of single photons in two parallel CRWs. The connection between the two CRWs is through the blue vertical cavity. Four atoms are placed in four intersecting cavities, which we refer to as nodes. The blue dashed line represents the transition of the atoms coupled to the cavity mode of the vertical cavity, the red dashed line represents the transition coupled to the cavity mode of the horizontal cavities. The thin black solid line indicates that the atom couples the classical field and transitions between the excited state and intermediate state. The four wavy lines represent photons exiting from the four ports and the probabilities are L^a , R^a , L^b and R^b .

couples to the $|e_m\rangle \leftrightarrow |s_m\rangle$ transition with Rabi frequency Ω . The cavity field of CRWs (vertical cavities) couples to the transition with strength $g_{xm}(g_{ym})$.

The total Hamiltonian of the hybrid system reads ($\hbar = 1$)

$$\begin{aligned}
 H = & \sum_j [\omega_a a_j^\dagger a_j - \xi(a_{j+1}^\dagger a_j + H.c.) + \omega_b b_j^\dagger b_j - \xi(b_{j+1}^\dagger b_j + H.c.)] \\
 & + \omega_c(c_a^\dagger c_a + c_b^\dagger c_b) - \xi(c_a^\dagger c_b + H.c.) + \omega_d(d_a^\dagger d_a + d_b^\dagger d_b) - \xi(d_a^\dagger d_b + H.c.) \\
 & + \omega_{s1}|s_1\rangle\langle s_1| + \omega_{e1}|e_1\rangle\langle e_1| + \omega_{e2}|e_2\rangle\langle e_2| + \omega_{e3}|e_3\rangle\langle e_3| + \omega_{e4}|e_4\rangle\langle e_4| + \omega_{s4}|s_4\rangle\langle s_4| \\
 & + g_{a1}a_0^\dagger|s_1\rangle\langle g_1| + g_{a2}a_l^\dagger|e_2\rangle\langle g_2| + g_{b3}b_0^\dagger|e_3\rangle\langle g_3| + g_{b4}b_l^\dagger|s_4\rangle\langle g_4| + H.c. \\
 & + g_{c1}c_a^\dagger|e_1\rangle\langle g_1| + g_{c3}c_b^\dagger|e_3\rangle\langle g_3| + g_{d2}d_a^\dagger|e_2\rangle\langle g_2| + g_{d4}d_b^\dagger|e_4\rangle\langle g_4| + H.c. \\
 & + \Omega_1|e_1\rangle\langle s_1|e^{-i(\nu t + \phi)} + \Omega_2|e_4\rangle\langle s_4|e^{-i\nu t} + H.c.,
 \end{aligned} \tag{1}$$

where ω_a , ω_b , ω_c and ω_d are the frequency of the cavity mode a_0 , b_0 , c_a and d_a , respectively. All the cavities are considered to have the same frequency in CRW-a (CRW-b) for simplicity and the frequencies of four vertical cavities are also the same. ξ are hopping strengths of any two neighbour cavities, $a_{j+1}^\dagger a_j (b_{j+1}^\dagger b_j)$ means to annihilate a photon in the j th cavity and create another one in the $(j+1)$ th cavity in two CRWs. ω_{e1} , ω_{e2} , ω_{e3} and ω_{e4} are the frequencies of energy levels $|e\rangle$ in four atoms. ω_{s1} and ω_{s4} are $|s\rangle$ in Atom-1 and Atom-4, and the energy of the ground state $|g\rangle$ is chosen as zero point. $g_{xm}(g_{ym})$ is the atom-photon coupling strength. ϕ is the phase difference between two classical light fields. If the photon couples Atom-1 and Atom-4 respectively in different pathways, ϕ can be regarded as the phase difference between the two pathways. To remove the time-dependent factor of the Hamiltonian, we rewrite the Hamiltonian in a rotating frame of reference based on the unitary transformation $U = \exp[i\nu t(|s_1\rangle\langle s_1| + |s_4\rangle\langle s_4|)]$.

The Hamiltonian under rotating frame is $H' = U^\dagger H U - iU^\dagger \partial_t U$. The total Hamiltonian H becomes

$$\begin{aligned}
H' = & \sum_j [\omega_a a_j^\dagger a_j - \xi(a_{j+1}^\dagger a_j + H.c.) + \omega_b b_j^\dagger b_j - \xi(b_{j+1}^\dagger b_j + H.c.)] \\
& + \omega_c(c_a^\dagger c_a + c_b^\dagger c_b) - \xi(c_a^\dagger c_b + H.c.) + \omega_d(d_a^\dagger d_a + d_b^\dagger d_b) - \xi(d_a^\dagger d_b + H.c.) \\
& + \omega'_{s1}|s_1\rangle\langle s_1| + \omega_{e1}|e_1\rangle\langle e_1| + \omega_{e2}|e_2\rangle\langle e_2| + \omega_{e3}|e_3\rangle\langle e_3| + \omega_{e4}|e_4\rangle\langle e_4| + \omega'_{s4}|s_4\rangle\langle s_4| \\
& + g_{a1}a_0^\dagger|s_1\rangle\langle g_1| + g_{a2}a_l^\dagger|e_2\rangle\langle g_2| + g_{b3}b_0^\dagger|e_3\rangle\langle g_3| + g_{b4}b_l^\dagger|s_4\rangle\langle g_4| + H.c. \\
& + g_{c1}c_a^\dagger|e_1\rangle\langle g_1| + g_{c3}c_b^\dagger|e_3\rangle\langle g_3| + g_{d2}d_a^\dagger|e_2\rangle\langle g_2| + g_{d4}d_b^\dagger|e_4\rangle\langle g_4| + H.c. \\
& + \Omega_1|e_1\rangle\langle s_1|e^{-i\phi} + \Omega_2|e_4\rangle\langle s_4| + H.c.,
\end{aligned} \tag{2}$$

where $\omega'_{s1} = \omega_{s1} + \nu$ and $\omega'_{s4} = \omega_{s4} + \nu$. In the hybrid system, the total excitation operator can be written as

$$N = \sum_{j,x,y} (x_j^\dagger x_j + y_x^\dagger y_x) + |e_1\rangle\langle e_1| + |e_2\rangle\langle e_2| + |e_3\rangle\langle e_3| + |e_4\rangle\langle e_4| + |s_1\rangle\langle s_1| + |s_4\rangle\langle s_4|. \tag{3}$$

III. SCATTERING PROCESS OF SINGLE-PHOTON

By using Fourier transform $d_k = \frac{1}{\sqrt{N}} \sum_k \exp(ikj) d_j (d = a, b)$ and the periodic boundary conditions, one can get

$$E_{k_a} = \omega_a - 2\xi \cos k_a, \tag{4a}$$

$$E_{k_b} = \omega_b - 2\xi \cos k_b. \tag{4b}$$

Equations. (4a) and (4b) describe the nonlinear dispersion relation in each bare CRW, indicate that each CRW possesses an energy band with bandwidth 4ξ . In the single-excitation subspace, the eigenstate of the system can be written as

$$\begin{aligned}
|\Psi\rangle = & \sum_j (\alpha_j a_j^\dagger + \beta_j b_j^\dagger) |g_1 g_2 g_3 g_4 \emptyset\rangle + (C_a c_a^\dagger + C_b c_b^\dagger + D_a d_a^\dagger + D_b d_b^\dagger) |g_1 g_2 g_3 g_4 \emptyset\rangle \\
& + v_1 |s_1 g_2 g_3 g_4 \emptyset\rangle + v_2 |e_1 g_2 g_3 g_4 \emptyset\rangle + v_3 |g_1 e_2 g_3 g_4 \emptyset\rangle \\
& + v_4 |g_1 g_2 e_3 g_4 \emptyset\rangle + v_5 |g_1 g_2 g_3 s_4 \emptyset\rangle + v_6 |g_1 g_2 g_3 e_4 \emptyset\rangle,
\end{aligned} \tag{5}$$

where \emptyset is the vacuum state in CRWs and vertical cavity. The first two terms describe the single photon freely propagates in two CRWs, and $\alpha_j(\beta_j)$ are the probability amplitudes of single-photon state in the j th cavity in CRW-a (CRW-b). The other four terms in the first line describe the single photon freely propagates in four vertical cavities. The terms in the second line denote the Atom-m populated in its excited state or intermediate state by absorbing a single photon, where $v_1 \dots v_6$ are probability amplitudes of these states, respectively.

From the eigenequation $H'|\Psi\rangle = E|\Psi\rangle$, we can get a series of coupled steady equations for all amplitudes. Removing other amplitudes, we can rewrite discrete scattering equation of single photon as

$$(E - \omega_a)\alpha_j = -\xi(\alpha_{j+1} + \alpha_{j-1}) + \frac{X_1}{V_1}\alpha_0 - e^{i\phi}\frac{X_2}{V_1}\beta_0 + \frac{X_3}{V_2}\alpha_l - \frac{X_4}{V_2}\beta_l, \tag{6a}$$

$$(E - \omega_b)\beta_j = -\xi(\beta_{j+1} + \beta_{j-1}) - e^{-i\phi}\frac{X_2}{V_1}\alpha_0 + \frac{X_5}{V_1}\beta_0 - \frac{X_4}{V_2}\alpha_l + \frac{X_1}{V_2}\beta_l. \tag{6b}$$

For simplicity, we set the frequencies of all excited and intermediate states to be the same as those of the cavity modes, $\omega_x = \omega_y = \omega_{em} = \omega'_{sm} = \omega$. Coupling strengths is divided into two parts, one is the coupling strengths between CRWs and atoms, which is $g_{xm} = g_a$, the other is the coupling strengths between vertical cavities and atoms

which is represented by $g_{ym} = g_s$. Then the parameters can be expressed as

$$X_1 = g_a^2(-g_s^2 + (E - \omega)(E + \xi - \omega))(E^2 - g_s^2 + \omega(\xi + \omega) - E(\xi + 2\omega)), \quad (7a)$$

$$X_2 = g_a^2 g_s^2 \Omega_1 \xi, \quad (7b)$$

$$X_3 = g_a^2(E^4 + \Omega_2^2 \xi^2 - 4E^3 \omega - (g_s^2 + \Omega_2^2 + \xi^2)\omega^2 + \omega^4 - E^2(g_s^2 + \Omega_2^2 + \xi^2 - 6\omega^2) + 2E\omega(g_s^2 + \Omega_2^2 + \xi^2 - 2\omega^2)), \quad (7c)$$

$$X_4 = g_a^2 g_s^2 \Omega_2 \xi, \quad (7d)$$

$$X_5 = g_a^2(E^4 + \Omega_1^2 \xi^2 - 4E^3 \omega - (g_s^2 + \Omega_1^2 + \xi^2)\omega^2 + \omega^4 - E^2(g_s^2 + \Omega_1^2 + \xi^2 - 6\omega^2) + 2E\omega(g_s^2 + \Omega_1^2 + \xi^2 - 2\omega^2)), \quad (7e)$$

and $V_{1(2)} = (E - \omega)(E^4 + g_s^4 - 4E^3 \omega + (\Omega_{1(2)}^2 - \omega^2)(\xi^2 - \omega^2) - E^2(2g_s^2 + \Omega_{1(2)}^2 + \xi^2 - 6\omega^2) + g_s^2(\Omega_{1(2)}^2 - 2\omega^2) + 2E\omega(2g_s^2 + \Omega_{1(2)}^2 + \xi^2 - 2\omega^2))$.

We can rewrite $V_{1(2)}$ as

$$V_{1(2)} = (E - \omega_0)(E - \omega_{\pm 1(2)})(E - \omega'_{\pm 1(2)}). \quad (8)$$

One can easily find

$$\omega_0 = \omega, \quad (9a)$$

$$\omega_{-1(2)} = \frac{1}{2}(-\sqrt{2}\sqrt{2g_s^2 + \Omega_{1(2)}^2 + \xi^2} - \sqrt{\Omega_{1(2)}^2 + 4g_s^2 \xi^2 - 2\Omega_{1(2)}^2 \xi^2 + \xi^4 + 2\omega}), \quad (9b)$$

$$\omega_{+1(2)} = \frac{1}{2}(\sqrt{2}\sqrt{2g_s^2 + \Omega_{1(2)}^2 + \xi^2} - \sqrt{\Omega_{1(2)}^2 + 4g_s^2 \xi^2 - 2\Omega_{1(2)}^2 \xi^2 + \xi^4 + 2\omega}), \quad (9c)$$

$$\omega'_{-1(2)} = \frac{1}{2}(-\sqrt{2}\sqrt{2g_s^2 + \Omega_{1(2)}^2 + \xi^2} + \sqrt{\Omega_{1(2)}^2 + 4g_s^2 \xi^2 - 2\Omega_{1(2)}^2 \xi^2 + \xi^4 + 2\omega}), \quad (9d)$$

$$\omega'_{+1(2)} = \frac{1}{2}(\sqrt{2}\sqrt{2g_s^2 + \Omega_{1(2)}^2 + \xi^2} + \sqrt{\Omega_{1(2)}^2 + 4g_s^2 \xi^2 - 2\Omega_{1(2)}^2 \xi^2 + \xi^4 + 2\omega}). \quad (9e)$$

Equations. (9a)-(9e) are defined as the scattering frequencies. The four nodes composing the router and the four atoms placed in the nodes are regarded as a whole, just like the atoms and the classical field in the dressed state. This router as a whole to the incident frequency of the scattering frequency of photons play a role in scattering. When the frequency ω_{in} of the incident photon is equal to the above frequencies, it will be absorbed by the router and scattered from the four ports. This can be shown in the following figure. The wave functions can be given by

$$\alpha_j = \begin{cases} e^{ik_a j} + l^a e^{-ik_a j}, & j < 0, \\ r_1 e^{ik_a j} + l_1 e^{-ik_a j}, & 0 < j < l, \\ r^a e^{ik_a j}, & j > l, \end{cases} \quad (10a)$$

$$\beta_j = \begin{cases} l^b e^{-ik_b j}, & j < 0, \\ r_2 e^{ik_b j} + l_2 e^{-ik_b j}, & 0 < j < l, \\ r^b e^{ik_b j}, & j > 0, \end{cases} \quad (10b)$$

where l^a (l^b) is the amplitude of the left-going photon of CRW-a (CRW-b) from the cavity a_0 (b_0), and r^a (r^b) is the amplitude of the right-going photon of CRW-a (CRW-b) from the cavity a_l (b_l). Substituting Eqs. (10a) and (10b) into (6a) and (6b), the amplitudes as functions of the incident energy E can be obtained for $E = E_{k_a} = E_{k_b}$ at far away from $j = 0$ and $j = l$ site. The amplitudes are shown in the appendix. One can define the outgoing probability of each port $R^a(E) = |r^a(E)|^2$, $L^a(E) = |l^a(E)|^2$, $R^b(E) = |r^b(E)|^2$ and $L^b(E) = |l^b(E)|^2$, we call them routing rates of four-port. The coefficients in the appendix can be expressed as $o^x = C(o^x)/G$, where $o = l, r$, it can easily get $|C(l^a)|^2 + |C(l^b)|^2 + |C(r^a)|^2 + |C(r^b)|^2 = |G|^2$. Therefore we consider $1/G$ to be the normalizing factor and $C(o^x)$ to represent the amplitude before the superposition of all wave functions. Meanwhile, since the photons are incident from the left port of CRW-a, we can also denote the outgoing photons from the left port of CRW-a as reflection and the outgoing photons from the right side of CRW-a as transmission. Note that $R^a + R^b + L^a + L^b = 1$ physically. The photon routing can be regulated by the coupling strength, Rabi frequencies, phase difference and position. In the following, we will change the parameters above and study their effects on the photon routing.

IV. THE EFFECT OF PARAMETERS ON SPECTRA

As the position l changes, the number of horizontal empty cavities between the two atoms increases, which leads to some interesting phenomena. For simplicity, we set the Rabi frequencies of atom-1 and atom-4 to be the same, and then we can get $X_2 = X_4$, $X_3 = X_5$ and $V_1 = V_2$. Figure 2(a) and 2(b) show the spectra of four routing rates as a function of incident energy E when l is equal to 6 and 20 respectively. We set ξ as the reduced unit and omit it in the following figure notes. In order to clearly show the difference between the frequency of the incident photon and the frequency of the cavity mode, we replace E with $\Delta + \omega$ in the equations in the appendix and plot the following figures. By comparing Fig. 2(a) and (b), we find that as l increases, the number of peaks in all spectra describing outgoing photons increases. The formula of the form $A_0 + A_1 \cos(2kl) + A_2 \sin(2kl) + A_3 \cos(4kl) + A_4 \sin(4kl)$ can be obtained by simplifying $|C(o^x)|^2$ in the previous section, where A_n are functions of wave vector k and other parameters. From this simplified form, we can find that with the increase of l , the oscillation of probability will increase accordingly, which is reflected in the increase of the number of peaks in the spectra. From Eqs. (10a) and (10b), it can be seen that when a photon is excited into a cavity where the position j is greater than 0 and less than l , it can be transmitted either to the left or to the right. Thus, there are at least two pathways for the photon to hopping from the cavity at position $j = 0$ to the cavity at position $j = l = 2$. The two pathways can be expressed as

$$\text{Pathway}_1 : x_0^\dagger |\emptyset\rangle \rightarrow x_1^\dagger |\emptyset\rangle \rightarrow x_2^\dagger |\emptyset\rangle, \quad (\text{P1})$$

$$\text{Pathway}_2 : x_0^\dagger |\emptyset\rangle \rightarrow x_1^\dagger |\emptyset\rangle \rightarrow x_0^\dagger |\emptyset\rangle \rightarrow x_1^\dagger |\emptyset\rangle \rightarrow x_2^\dagger |\emptyset\rangle, \quad (\text{P2})$$

where x can be represented as either a or b as above, and $|\emptyset\rangle$ is the vacuum state in CRWs. These pathways interfere with each other. When $l = 3$, the incident photon in both cavities of $j = 1$ and $j = 2$ can be transported to the left cavity, and there are more pathways from the cavity at position $j = 0$ to the cavity of $j = 3$ than to $j = 2$. So as the number of cavities between the two cavities increases, so does the number of interference pathways that the photon takes to transmit from the origin to the destination. The result in the spectra is that the number of peaks increases as l increases.

When l is close, different values of l will also make the spectra very different. Figure 2(c) and (d) show the spectra of four routing rate as a function of detuning Δ when l is equal to 8 and 9 respectively. By comparing the two figures, we find that when l is even, R^a is 1 and the other three routing rates are zero at the resonance energy $\Delta = 0$, but when l is odd, all of the four routing rates are nonzero. That is to say, when l is even, the resonant photon incident from the left side of CRW-a is bound to reflect, then the other three output ports are forbidden. When l is odd, the resonant photon may be output from any of the four ports. To explain this phenomenon, we rewrite Eqs. (A2), (A3) and (A4) for the other three amplitudes in the form $\sum_n C_n (e^{2ikl} - 1)^n / \sum_n C'_n (e^{2ikl} - 1)^n$, but for l^a , the form is $\sum_n C_n (e^{2ikl} - 1)^n / \sum_n C'_n (e^{2ikl} - 1)^n - 1$, where $n = 0, 1, 2$, C_n and C'_n are the functions of wave vector k . From Eqs. (4a), (4b) and $\Delta = E - \omega$ we can find that when $\Delta = 0$, k is equal to $\pi/2$. It is easy to find that $e^{2ikl} - 1$ is zero under the condition that $k = \pi/2$ and l is even, in which case the values of the three amplitudes except l^a are only represented by the expression C_0/C'_0 without l while r^a is expressed as $C_0/C'_0 - 1$. Meanwhile, by calculation we find that C_0 is much smaller than C'_0 as k approaches $\pi/2$. Thus under the condition that l is even, only the amplitude l^a is not equal to zero at the resonance frequency and is totally reflected in the spectra.

We next investigate the effect of phase on the probability of photon routing at each port. As the phase changes, the routing rate of photons exiting from different ports also has different characteristics. In this case, we still take $\Omega_1 = \Omega_2$. The amplitude of the photon output from each port can be regarded as the superposition of all the coherent paths of the photon transported in the router, which is $C(o^x)\Psi(o^x) = \sum_n u_n(o^x)\psi_n(o^x)$, where $o = l, r$ and $n = 1, 2, \dots$. $\Psi(o^x)$ is the total wave function of the photon exits from the o -side of CRW- x , $\psi_n(o^x)$ is the n -th pathway of photon transport in the router, and $u_n(o^x)$ is the corresponding amplitude of this pathway.

In order to clearly study the variation of routing rate R^b with wave vector and phase, we plot Fig. 3(a) and 3(b). From these two figures we find that the value of R^b is 0 when the phase difference is π and does not change with the wave vector k and position l . This means that when $\Omega_1 = \Omega_2$, we can set the phase difference to π and thus turn off the outgoing photon at the right port of the CRW-b. The phenomenon can be analyzed from the scheme in Fig. 1. Since this phenomenon is not affected by position l , we next take $l = 1$ to simplify the analysis. When the outgoing port of the photon is selected as the right port of the CRW-b, there are two pathways for photon transport, and these two pathways interfere with each other. The two pathways shown as follows:

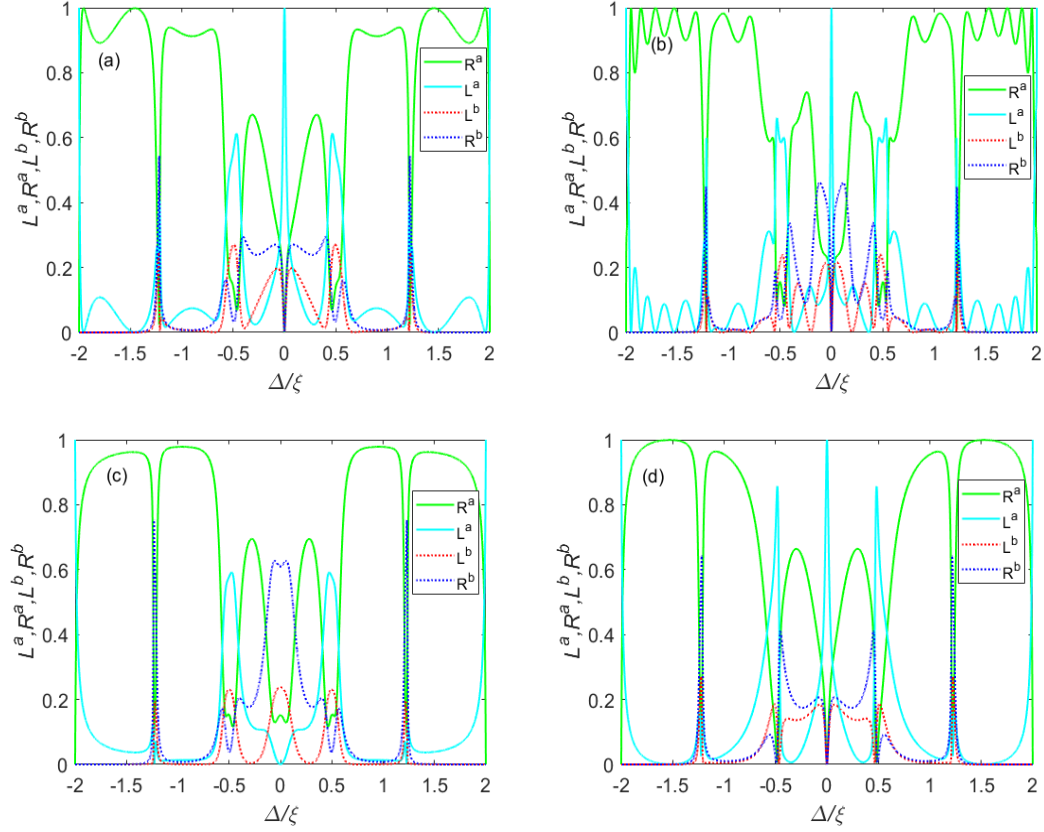


Figure 2. (Color online) $L^a(E)$ (solid cyan line), $L^b(E)$ (dashed red line), $R^a(E)$ (solid green line) and $R^b(E)$ (dashed blue line) as a function of the energy of the incident wave. (a) $l=6$, the fluctuation of the line is weak. (b) $l=20$, the fluctuation of the line is strong. (c) $l=1$, only $L^a(E)$ is zero when $\Delta = 0$. (d) $l=2$, only L^a is 1, and all the other three rate are 0. For convenience, the other parameters are $\xi = 1$, $g_a = g_s = 0.5\xi$, $\Omega_1 = \Omega_2 = 0.5\xi$, $\omega = 10\xi$.

$$\begin{aligned}
 Path_1 : a_0^\dagger |\emptyset \mathcal{G}\rangle &\xrightarrow{a_l^\dagger a_0} a_l^\dagger |\emptyset \mathcal{G}\rangle \xrightarrow{a_l |e_2\rangle \langle g_2|} |e_2\rangle \langle g_2| |\emptyset \mathcal{G}\rangle \xrightarrow{d_a^\dagger |g_2\rangle \langle e_2|} d_a^\dagger |\emptyset \mathcal{G}\rangle \xrightarrow{d_b^\dagger d_a} \\
 &d_b^\dagger |\emptyset \mathcal{G}\rangle \xrightarrow{d_b |e_4\rangle \langle g_4|} |e_4\rangle \langle g_4| |\emptyset \mathcal{G}\rangle \xrightarrow{|s_4\rangle \langle e_4|} |s_4\rangle \langle g_4| |\emptyset \mathcal{G}\rangle \xrightarrow{b_l^\dagger |g_4\rangle \langle s_4|} b_l^\dagger |\emptyset \mathcal{G}\rangle,
 \end{aligned} \tag{4.16a}$$

$$\begin{aligned}
 Path_2 : a_0^\dagger |\emptyset \mathcal{G}\rangle &\xrightarrow{a_0 |s_1\rangle \langle g_1|} |s_1\rangle \langle g_1| |\emptyset \mathcal{G}\rangle \xrightarrow{e^{i\phi} |e_1\rangle \langle s_1|} |e_1\rangle \langle g_1| |\emptyset \mathcal{G}\rangle \xrightarrow{c_a^\dagger |g_1\rangle \langle e_1|} c_a^\dagger |\emptyset \mathcal{G}\rangle \\
 &\xrightarrow{c_b^\dagger c_a} c_b^\dagger |\emptyset \mathcal{G}\rangle \xrightarrow{c_b |e_3\rangle \langle g_3|} |e_3\rangle \langle g_3| |\emptyset \mathcal{G}\rangle \xrightarrow{b_0^\dagger |g_3\rangle \langle e_3|} b_0^\dagger |\emptyset \mathcal{G}\rangle \xrightarrow{b_l^\dagger b_0} b_l^\dagger |\emptyset \mathcal{G}\rangle,
 \end{aligned} \tag{4.16b}$$

where \emptyset means the vacuum state in any cavities and \mathcal{G} is abbreviated form of $g_1 g_2 g_3 g_4$ which means all the atoms are in the ground state. The arrows indicate that the states on the left go from one interaction to the states on the right. All of the interactions in the expression can be found in the Hamiltonian that describes the interactions, but for simplicity we have omitted the interaction strength and Rabi frequency from the expression. Due to the classical field, there is a phase difference ϕ between the two pathways, and the total probability is zero when the phase difference is π , so the coherence appears in the form of extinction interference. It can also be explained by formula, we can simply write the molecules of Eq. (A4) which is $C(r^b)$ to the form $A(1 + e^{i\phi})$. From the formula we find that when $\phi = \pi$, R^b can only be equal to 0. For the outgoing photon from the right port of the CRW-b, the wave function can be expressed as the unnormalized form $C(r^b)\Psi(r^b) = \sum_n u_n(r^b)\psi_n(r^b)$. We take the wave function corresponding to *Pathway*₁ to be $u_1(r^b)\psi_1(r^b)$, and take the wave function corresponding to *Pathway*₂ be $u_2(r^b)e^{i\phi}\psi_2(r^b)$. The total unnormalized probability $|C(r^b)|^2$ can be expressed as $|u_1(r^b) + u_2(r^b)e^{i\phi}|^2$. Under the condition of $\Omega_1 = \Omega_2$, by comparing expressions $|A(1 + e^{i\phi})|^2$ and $|u_1(r^b) + u_2(r^b)e^{i\phi}|^2$, $u_1(r^b) = u_2(r^b)$ can be obtained. This indicates that

when the Rabi frequency of the two classical fields is the same, the probability of the photon transport in the two pathways is the same.

In Figs. 4(a) and 4(b) we plot the R^a spectra as a function of phase difference when the detuning is equal to zero, and the spectra as a function of detuning when the phase difference is π , respectively. By comparing the two figures, we find that the probability of the resonant photon output from the right port of the CRW-a is zero when the phase difference is π . By simplifying the Eq. (A2) describing the amplitude r^a as before, we can obtain the form $A(X_1X_3 + e^{i\phi}X_2^2) + C_0/C'_0$, where C_0 and C'_0 are expressed as before. It can be obtained by calculation that when k approaches π , the value of X_1X_3 and X_2^2 are equal. Therefore r^a can be obtained to be zero when the phase difference is π and the frequency resonance are reached.

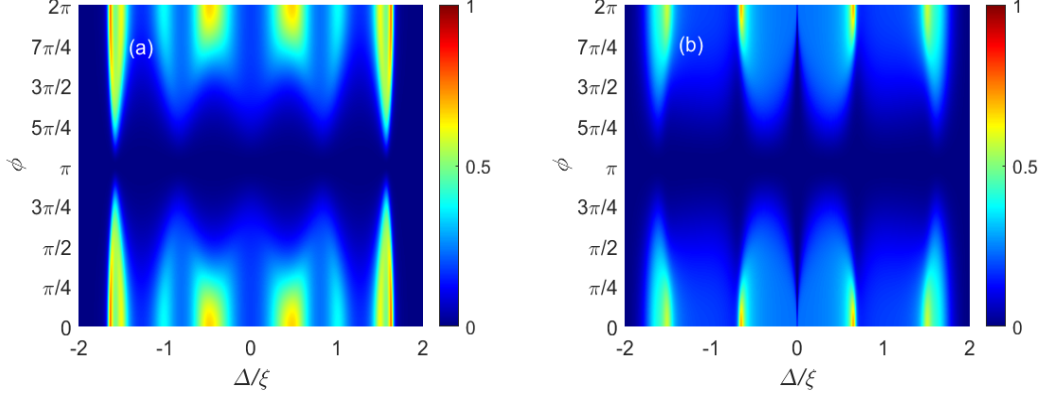


Figure 3. (Color online) R^b as a function of Δ and ϕ . (a) $l=1$. (b) $l=2$. When the phase difference is π , R^b is constant zero. For convenience, the other parameters are $\xi = 1$, $g_a = g_s = 0.5$, $\Omega_1 = \Omega_2 = 0.5$, $\omega = 10$.

When the photon exits from the left port of the CRW-a, the pathway of photon transport in the router is different from that of the other three ports. By comparing Fig. 5(a) and 5(b), neither R^a nor L^b is symmetric with respect to $\phi = \pi$ when the energy E of the incident photon does not resonate with the frequency ω . Under the condition that $\Omega_1 = \Omega_2$, R^b can also be symmetric with respect to $\phi = \pi$. L^a is symmetric whether or not the condition $\Omega_1 = \Omega_2$ exists. It indicates that the coherent pathways of the outgoing photon from the left port of CRW-a is not affected by the phase difference as the other three routing rates. As can easily be seen from the scheme in Fig. 1, the pathways taken by the reflected photon fall into two types by phase difference. One is that the photon return along the pathway it came from. Because the photon returning from the original pathway may either experience both $|s_1\rangle \xrightarrow{\Omega_1 e^{i\phi}} |e_1\rangle$ and $|e_1\rangle \xrightarrow{\Omega_1^* e^{-i\phi}} |s_1\rangle$ transitions in the same pathway, or it may be that the photon is not coupled to the Atom-1 and no phase exists. There is no phase difference between the interference pathways of this type and therefore it is not affected by the phase. In the other type, the pathway of the photon will traverse all four node cavities in the router in a clockwise or counterclockwise direction and return to the a_0 cavity. In the pathway where the direction is clockwise, the photon will undergo $|s_1\rangle \xrightarrow{\Omega_1 e^{i\phi}} |e_1\rangle$ and in the pathway counterclockwise, the photon will undergo $|e_1\rangle \xrightarrow{\Omega_1^* e^{-i\phi}} |s_1\rangle$ transitions, respectively. So we can write the total unnormalized wave function as $C(l^a)\Psi(l^a) = \sum_n u_n(l^a)\psi_n(l^a) + u_c(l^a)e^{i\phi}\psi_c(l^a) + u_{cc}(l^a)e^{-i\phi}\psi_{cc}(l^a)$, where $\psi_n(l^a)$ mean the wave functions of the pathways in type one, $\psi_c(l^a)$ and $\psi_{cc}(l^a)$ is the pathway clockwise and counterclockwise, respectively. Denote the total probability of the unnormalized as $|\sum_n u_n(l^a) + u_c(l^a)e^{i\phi} + u_{cc}(l^a)e^{-i\phi}|^2$ in the previous way. Reducing $C(l^a)$ in Eq. (A1) to the form $A + B\cos\phi$, $u_c(l^a) = u_{cc}(l^a)$ can be obtained. This means that the probability of a photon following a pathway that traverses the four node cavities clockwise or counterclockwise is the same. We therefore conclude that the probability of these paths is the same when the photons couple the same number of atoms and cavities regardless of the order in different pathways, and other parameters such as Rabi frequency are the same.

We next investigate the effect of the classical field and the coupling strength on the scattering frequency. Since the previous figures are symmetric with respect to the resonance frequency, we will next plot only the part of $\Delta > 0$ for simplicity. It can be seen from the Eqs. (9b)-(9e) that the values of $\omega_+(\omega'_+)$ and $\omega_-(\omega'_-)$ are symmetric with respect to $E = \omega$, so only ω_+ and ω'_+ are discussed. Figure 6 shows the scattering frequency as a function of g_s and Ω . Where the dashed line represents ω_+ and the solid line represents ω'_+ . The red line represents $g_s = 0.2$, while blue and green denote $g_s = 0.5$ and $g_s = 0.8$, respectively. From the figure, it can be found that both ω_+ and ω'_+ shift in the direction of increasing detuning as Ω increases. As g_s increases, ω_+ and ω'_+ gradually move closer to each other and as a whole shift towards decreasing detuning.

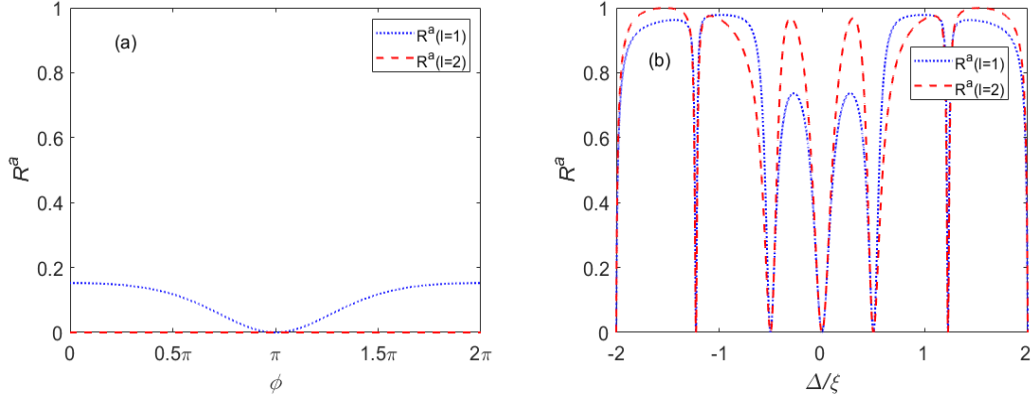


Figure 4. (Color online) (a) R^a as a function of ϕ with $\Delta = 0$. (b) R^a as a function of Δ with $\phi = \pi$. At conditions $\Delta = 0$ and $\phi = \pi$ both reached, R^a is zero and independent of l . For convenience, the other parameters are $\xi = 1$, $g_a = g_s = 0.5$, $\Omega_1 = \Omega_2 = 0.5$, $\omega = 10$.

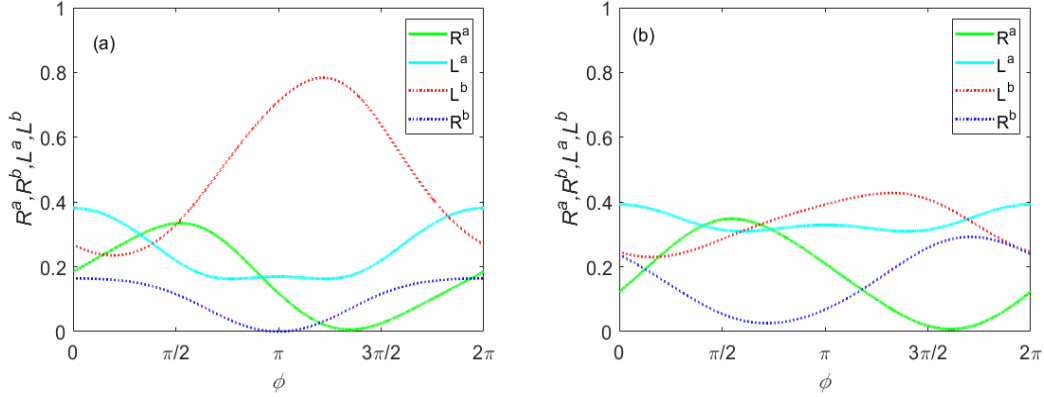


Figure 5. (Color online) $L^a(E)$ (solid cyan line), $L^b(E)$ (dashed red line), $R^a(E)$ (solid green line) and $R^b(E)$ (dashed blue line) as a function of the energy of the incident wave. (a) $\Omega_2 = 0.5$, L^a and R^b are symmetric with respect to phase $\phi = \pi$. (b) $\Omega_2 = 0.7$, only L^a is symmetric with respect to phase $\phi = \pi$. For convenience, the other parameters are $\xi = 1$, $g_a = g_s = 0.65$, $\Omega_1 = 0.5$, $E = 10.5$, $\omega = 10$, $l = 1$.

In the previous content, we considered the scattering frequency as the frequency at which the router as a whole scattered the photons, as shown in Fig. 7(a). In Figure 7(a), we set $\Omega_1 = \Omega_2$, $\omega_{+1} = \omega_{+2}$ and $\omega'_{+1} = \omega'_{+2}$ can be obtained. Therefore, there are two scattering frequencies in the figure, which are indicated by the black dashed line and the dotted line, respectively. When the frequency of the incident photon is not equal to the scattering frequency, the photon tends to transport freely in the CRW-a and transmit out from the right port. Under the condition that the frequency of the incident photon is resonant with the scattering frequency, the photon can exit from the left port of CRW-a and CRW-b. Figures 7(b) and 7(c) show the L^a spectra for smaller and larger $|\Delta_\Omega| = |\Omega_1 - \Omega_2|$, respectively. In Fig. 7(b), it can be seen that when $|\Delta_\Omega|$ is small, the position of the peak is near the two scattering frequencies, reflected by the merging of the two peaks into a single peak, while when $|\Delta_\Omega|$ is large, each scattering frequency corresponds to a peak, as shown by the blue line in Fig. 7(c). When the peak height corresponding to one of the scattering frequencies is not enough, it will merge with the other peak, and the result is that only one peak is presented, as shown by the red line in Fig. 7(c). Thus we consider the total routing probability as the direct sum of the routing probabilities corresponding to each scattering frequency. This is also the reason why the frequency of the peak tip will deviate from the scattering frequency under some conditions, such as g_a is larger, as shown in Fig. 7(d).

Through previous studies, we found that directional routing can be achieved in this model by adjusting position l , coupling strength g_a and g_s , Rabi frequency Ω_1 and Ω_2 , and phase difference ϕ , as shown in Fig. 8(a) and 8(b). In Fig. 8(a), the photon with incident frequency near ω_+ exits from the right port of CRW-b with probability greater than 0.95 and from the other three ports with probability almost zero. In FIG. 8(b), photons resonant with the cavity mode and with frequencies near ω_- both have a probability greater than 0.95 to exit from the left port of the CRW-b.

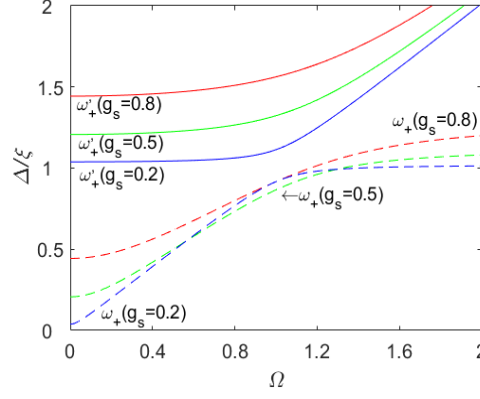


Figure 6. (Color online) ω_+ (solid red line, solid green line and solid blue line) and ω'_+ (dashed red line, dashed green line and dashed blue line) as a function of Rabi frequency Ω and coupling strength g_s . For convenience, the other parameters are $\xi = 1$, $\omega = 10$.

Photons directed from the left port and right port of CRW-a are better modulated, as can be seen from FIG. 2(a). Therefore, we believe that the model can play a helpful role in single-photon directional routing.

V. CONCLUSIONS

In summary, we propose a single photon quantum router model consisting of two coupled-resonator waveguides and four single cavities, and discuss the effect of phase difference and other parameters on the single photon routing in the model. In this model, we increase the number of nodal cavities to realize the existence of multiple pathways between the incident photon and the outgoing port. Due to the interference between pathways, probabilistic waves can realize destructive interference or constructive interference, so as to realize channel closing or directional routing. From the perspectives of analytical solution and model, we explain the reason why the four output ports are closed, that is, when the routing rate is 0. Under the premise that the two Rabi frequencies are equal, when the phase difference is set as π , photons of any frequency in the energy band output from the right port of the CRW-b are prohibited. For the right port of CRW-a, only resonant photons are prohibited from emitting. In addition, because the reflected photon may traverse the four nodal cavities clockwise or counterclockwise, it is affected by the phase difference differently from the photon emitted from the other three ports. We also study the influence of parameters on the scattering frequency of the router and the reason why the peak of the route line deviates from the scattering frequency. The first case, because the difference between the two Rabi frequencies is small, the corresponding scattering frequency difference is small, and the summit deviates from the scattering frequency. The second case, due to the increase of the coupling strength between the atom and the vertical cavity, the summit of the spectral line deviates from the scattering frequency, even though another coupling strength does not affect the scattering frequency. Finally, by adjusting the parameters, we successfully get the output probability of four ports close to 100%, which successfully realizes the directional routing. This is an effective method that can be designed experimentally, and we expect these results to be helpful for the research on multi-channel quantum routers.

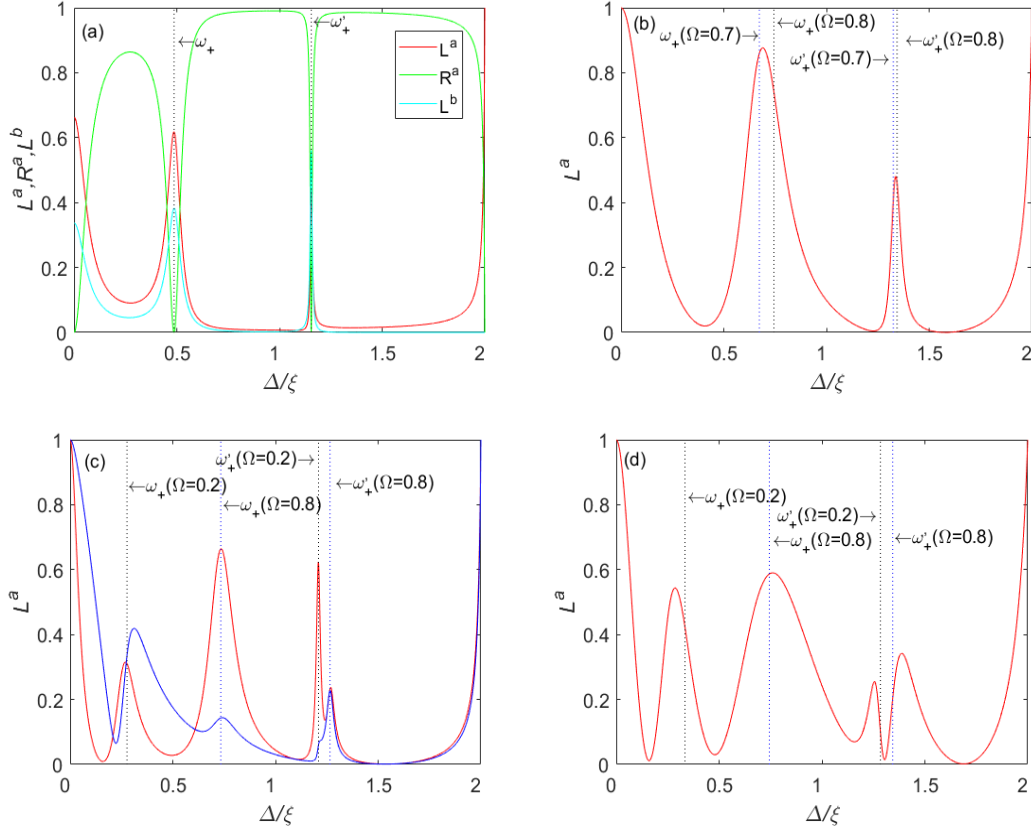


Figure 7. (Color online) L^a (solid red line and solid blue line), L^b (solid cyan line) and R^a (solid green line) as a function of energy E . (a) $\Omega_1 = \Omega_2 = 0.5$, $g_a = g_s = 0.4$. The frequency of the peak is resonant with the scattering frequency. (b) $\Omega_1 = 0.7$, $\Omega_2 = 0.8$, $g_a = g_s = 0.6$. The spectra of L^b has only two peaks, and the peaks do not resonate with the scattering frequency. (c) $g_a = g_s = 0.5$. $\Omega_1 = 0.8$ and $\Omega_2 = 0.2$ for red line, $\Omega_1 = 0.2$ and $\Omega_2 = 0.8$ for blue line. The four peaks of the red line correspond to one scattering frequency each. The peak corresponding to the scattering frequency ω'_+ at $\Omega = 0.2$ in the blue line has a lower height and merges into a single peak with the peak corresponding to ω'_+ at $\Omega = 0.8$. (d) $\Omega_1 = 0.8$, $\Omega_2 = 0.2$, $g_a = 0.8$ and $g_s = 0.6$. The peak in the spectra deviates from the scattering frequency. For convenience, the other parameters are $\xi = 1$, $\omega = 10$ and $\phi = \pi$.

VI. APPENDIX

$$l^a = (2i\xi V_1 \text{sink}(-(-1 + e^{2ikl})^2(X_1 X_3 - X_4^2)X_5 + 2\xi \text{sink}(-i(-1 + e^{2ikl})(V_1(X_1 X_3 - X_4^2) + V_2(X_1 + X_3)X_5) + 2\xi V_2 \text{sink}(V_1(X_1 + X_3 - e^{2ikl}X_3) + V_2 X_5 - 2i\xi V_1 V_2 \text{sink}))))/G - 1, \quad (\text{A1})$$

$$r^a = (4i\xi^2 V_1 V_2 \sin^2 k(-ie^{-i\phi}(-1 + e^{2ikl})(X_2 X_4 + e^{i\phi} X_1 X_5) + 2\xi \text{sink}(V_1 X_1 + V_2 X_5 - 2i\xi V_1 V_2 \text{sink}))))/G, \quad (\text{A2})$$

$$l^b = -((2ie^{-i\phi} \xi V_1 \text{sink}((-1 + e^{2ikl})^2 X_2(X_1 X_3 - X_4^2) - 2\xi V_2 \text{sink}(-i(-1 + e^{2ikl})X_2(X_1 + X_3) + 2\xi(V_2 X_2 + e^{i(2kl+\phi)} V_1 X_4) \text{sink}))))/G, \quad (\text{A3})$$

$$r^b = (4ie^{-i\phi} \xi^2 V_1 V_2 \sin^2 k(-i(-1 + e^{2ikl})(X_2 X_3 + e^{i\phi} X_4 X_5) + 2\xi(V_2 X_2 + e^{i\phi} V_1 X_4) \text{sink}))/G, \quad (\text{A4})$$

$$G = ((-1 + e^{2ikl})^2(X_1 X_3 - X_4^2)(-X_2^2 + X_1 X_5) + 2i(-1 + e^{2ikl})\xi(V_1(X_1 X_3 - X_4^2)(X_1 + X_5) + V_2(X_1 + X_3)(-X_2^2 + X_1 X_5)) \text{sink} - 4\xi^2(V_1^2(X_1 X_3 - X_4^2) + V_1 V_2(X_1 + X_3)(X_1 + X_5) + V_2^2(-X_2^2 + X_1 X_5) - e^{2ikl} V_1 V_2(X_1(X_3 + X_5) + 2X_2 X_4 \cos \phi)) \sin^2 k + 8i\xi^3 V_1 V_2(V_1(X_1 + X_3) + V_2(X_1 + X_5)) \sin^3 k + 16\xi^4 V_1^2 V_2^2 \sin^4 k)). \quad (\text{A5})$$

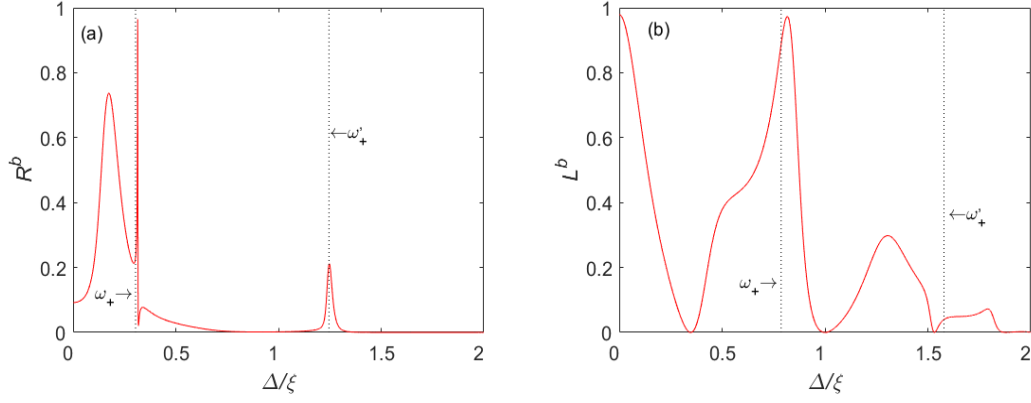


Figure 8. (Color online) (a) R^b as a function of energy E . $\Omega_1 = \Omega_2 = 0.2$, $g_a = 0.58$, $g_s = 0.55$ and $\phi = 0$. There is a steep peak with height greater than 0.95 near $E = \omega_+$. (b) $\Omega_1 = \Omega_2 = 0.7$, $g_a = 1$, $g_s = 0.9$ and $\phi = \pi$. There are two peaks with height greater than 0.95 where the detuning is 0 and $E = \omega_+$. For convenience, the other parameters are $\xi = 1$, $\omega = 10$ and $l = 9$.

-
- * tanlei@lzu.edu.cn
- ¹ S. L. Braunstein and P. van Loock, *Rev. Mod. Phys.* **77**, 513 (2005).
 - ² D. Petrosyan and M. Fleischhauer, *Phys. Rev. Lett.* **100**, 170501 (2008).
 - ³ S. Zheng, F. Sun, Y. Lai, Q. Gong, and Q. He, *Phys. Rev. A* **99**, 022335 (2019).
 - ⁴ Q. Zhang, F. Xu, L. Li, N.-L. Liu, and J.-W. Pan, *Quantum Science and Technology* **4**, 040503 (2019).
 - ⁵ X.-X. Bao, G.-F. Guo, and L. Tan, *Chinese Physics B* **32**, 020301 (2023).
 - ⁶ X.-X. Bao, G.-F. Guo, Xu-Yang, and L. Tan, *Chinese Physics B* (2023).
 - ⁷ H. J. Kimble, *Nature* **453**, 1023 (2008).
 - ⁸ A. Reiserer and G. Rempe, *Rev. Mod. Phys.* **87**, 1379 (2015).
 - ⁹ S. Pirandola, *Quantum Science and Technology* **4**, 045006 (2019).
 - ¹⁰ M. Wang, Y. Xiang, H. Kang, D. Han, Y. Liu, Q. He, Q. Gong, X. Su, and K. Peng, *Phys. Rev. Lett.* **125**, 260506 (2020).
 - ¹¹ J. I. Cirac, P. Zoller, H. J. Kimble, and H. Mabuchi, *Phys. Rev. Lett.* **78**, 3221 (1997).
 - ¹² T. Ozawa, H. M. Price, A. Amo, N. Goldman, M. Hafezi, L. Lu, M. C. Rechtsman, D. Schuster, J. Simon, O. Zilberberg, and I. Carusotto, *Rev. Mod. Phys.* **91**, 015006 (2019).
 - ¹³ D. E. Chang, A. S. Sørensen, E. A. Demler, and M. D. Lukin, *Nature Physics* **3**, 807 (2007).
 - ¹⁴ B. Kannan, M. J. Ruckriegel, D. L. Campbell, A. Frisk Kockum, J. Braumüller, D. K. Kim, M. Kjaergaard, P. Krantz, A. Melville, B. M. Niedzielski, A. Vepsäläinen, R. Winik, J. L. Yoder, F. Nori, T. P. Orlando, S. Gustavsson, and W. D. Oliver, *Nature* **583**, 775 (2020).
 - ¹⁵ A. Politi, M. J. Cryan, J. G. Rarity, S. Yu, and J. L. O'Brien, *Science* **320**, 646 (2008), <https://www.science.org/doi/pdf/10.1126/science.1155441>.
 - ¹⁶ J. T. Shen and S. Fan, *Opt. Lett.* **30**, 2001 (2005).
 - ¹⁷ J.-T. Shen and S. Fan, *Phys. Rev. Lett.* **95**, 213001 (2005).
 - ¹⁸ L. Zhou, Z. R. Gong, Y.-x. Liu, C. P. Sun, and F. Nori, *Phys. Rev. Lett.* **101**, 100501 (2008).
 - ¹⁹ D. Witthaut and A. S. Sørensen, *New Journal of Physics* **12**, 043052 (2010).
 - ²⁰ Z. Li, M.-H. Kim, C. Wang, Z. Han, S. Shrestha, A. C. Overvig, M. Lu, A. Stein, A. M. Agarwal, M. Lončar, and N. Yu, *Nature Nanotechnology* **12**, 675 (2017).
 - ²¹ Z. Liao, Y. Lu, and M. S. Zubairy, *Phys. Rev. A* **102**, 053702 (2020).
 - ²² H. Yang, D. X. Qiu, X. Y. Zou, C. An, Y. Q. Zhang, and X. R. Jin, *Quantum Science and Technology* **5**, 045018 (2020).
 - ²³ L. Du and Y. Li, *Phys. Rev. A* **104**, 023712 (2021).
 - ²⁴ X. Wang, T. Liu, A. F. Kockum, H.-R. Li, and F. Nori, *Phys. Rev. Lett.* **126**, 043602 (2021).
 - ²⁵ G.-A. Yan, Q.-Y. Cai, and A.-X. Chen, *The European Physical Journal D* **70**, 93 (2016).
 - ²⁶ L. Zhou, L.-P. Yang, Y. Li, and C. P. Sun, *Phys. Rev. Lett.* **111**, 103604 (2013).
 - ²⁷ I. Shomroni, S. Rosenblum, Y. Lovsky, O. Bechler, G. Guendelman, and B. Dayan, *Science* **345**, 903 (2014), <https://www.science.org/doi/pdf/10.1126/science.1254699>.
 - ²⁸ K. Xia and J. Twamley, *Phys. Rev. X* **3**, 031013 (2013).
 - ²⁹ T. Aoki, A. S. Parkins, D. J. Alton, C. A. Regal, B. Dayan, E. Ostby, K. J. Vahala, and H. J. Kimble, *Phys. Rev. Lett.* **102**, 083601 (2009).
 - ³⁰ K. J. Vahala, *Nature* **424**, 839 (2003).

- ³¹ M. Scheucher, A. Hilico, E. Will, J. Volz, and A. Rauschenbeutel, *Science* **354**, 1577 (2016), <https://www.science.org/doi/pdf/10.1126/science.aaj2118>.
- ³² G. S. Agarwal and S. Huang, *Phys. Rev. A* **85**, 021801 (2012).
- ³³ P.-C. Ma, L.-L. Yan, J. Zhang, G.-B. Chen, X.-W. Li, and Y.-B. Zhan, *Laser Physics Letters* **15**, 015204 (2017).
- ³⁴ X. Zang and C. Jiang, *Journal of Physics B: Atomic, Molecular and Optical Physics* **43**, 065505 (2010).
- ³⁵ T. S. Tsoi and C. K. Law, *Phys. Rev. A* **80**, 033823 (2009).
- ³⁶ W. Qin and F. Nori, *Phys. Rev. A* **93**, 032337 (2016).
- ³⁷ X. Wang, Z. Wu, L. Li, X. Li, and W.-X. Yang, *Laser Physics Letters* **18**, 035204 (2021).
- ³⁸ X.-P. Du, Q. Cao, N. Dang, and L. Tan, *The European Physical Journal D* **75**, 79 (2021).
- ³⁹ D.-C. Yang, M.-T. Cheng, X.-S. Ma, J. Xu, C. Zhu, and X.-S. Huang, *Phys. Rev. A* **98**, 063809 (2018).
- ⁴⁰ G.-A. Yan and H. Lu, *Physica Scripta* **96**, 105102 (2021).
- ⁴¹ H. Xiao, L. Wang, L. Yuan, and X. Chen, *ACS Photonics* **7**, 2010 (2020).
- ⁴² C.-H. Yan, Y. Li, H. Yuan, and L. F. Wei, *Phys. Rev. A* **97**, 023821 (2018).