

Lifting, loading, and buckling in conical shells

Daniel Duffy and John S. Biggins*

Department of Engineering, University of Cambridge, Trumpington St., Cambridge CB2 1PZ, UK

Joselle M. McCracken, Tayler S. Hebner, and Timothy J. White

Department of Chemical and Biological Engineering,
University of Colorado Boulder, 596 UCB, Boulder, Colorado, 80309, USA

(Dated: March 24, 2023)

Liquid crystal elastomer films that morph into cones are strikingly capable lifters. Thus motivated, we combine theory, numerics, and experiments to reexamine the load-bearing capacity of conical shells. We show that a cone squashed between frictionless surfaces buckles at a smaller load, even in scaling, than the classical Seide/Koiter result. Such buckling begins in a region of greatly amplified azimuthal compression generated in an outer boundary layer with oscillatory bend. Experimentally and numerically, buckling then grows sub-critically over the full cone. We derive a new thin-limit formula for the critical load, $\propto t^{5/2}$, and validate it numerically. We also investigate deep post-buckling, finding further instabilities producing intricate states with multiple Pogorelov-type curved ridges arranged in concentric-circles or Archimedean spirals. Finally, we investigate the forces exerted by such states, which limit lifting performance in active cones.

Liquid crystal elastomers (LCEs) are muscular actuating solids that contract uniaxially along their director on heating [1, 2]. Flat LCE sheets containing concentric circle directors (+1 defects) correspondingly morph into conical shells [3, 4], which can spectacularly lift thousands of times their own weight [5] (Fig. 1a). Continuing the trend of soft materials reinvigorating shell mechanics [6–13], we investigate the buckling load of a conical shell as a fundamental limit on lifting performance.

In thin sheets, the prohibitive energetic cost of stretch ($\propto t$) relative to bend ($\propto t^3$) strongly favours almost-isometric deformations. Accordingly, an LCE cone’s strength is usually attributed to the tip’s singular Gauss curvature [3], which, via the *Theorema Egregium* [14, 15], guarantees it cannot be flattened isometrically, naively suggesting that buckling requires a stretch-scale load $f_* \propto t$. However, if bend were cost-free, the cone could buckle under zero load via tip-inversion, which is isometric but requires a perfectly sharp ridge. Finite-threshold buckling therefore occurs via a short-wavelength mode where stretch and bend compete. Indeed, the classical result [16] predicts wavelengths $\propto \sqrt{t}$ and accordingly a stretch-bend load scaling $f_* \propto t^2$, similar to compressed cylinders [17] and pressurized spheres [18, 19].

Here we combine theory, numerics, and experiments to investigate the buckling and post-buckling of conical LCE shells. We find compressed cones deform predominantly in an outer boundary layer, which instigates buckling at much smaller loads than predicted classically. Shells are usually frustratingly weaker than their theoretical idealizations, but this is usually attributed to acute imperfection sensitivity [17, 20]. Some previous works have also highlighted boundary conditions [13, 21–29], but clarity on the key physics hasn’t emerged. Cones provide a clear-cut, analytically tractable example where the boundary layer’s influence is profound, even yielding a new thin-

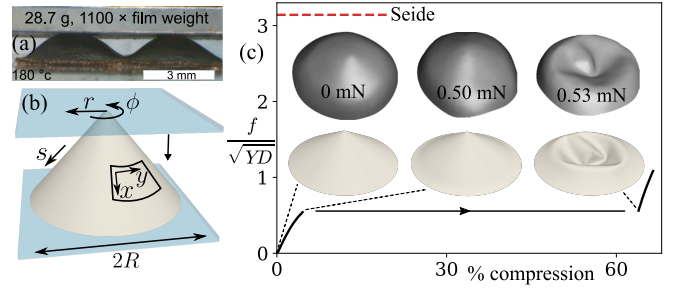


FIG. 1. (a) A 2×2 array of heat-activated LCE cones supporting a load $1100\times$ their own weight [5]. (b) Compressing a conical shell between frictionless slides. (c) Controlled-force compression of experimental (upper images) and numerical (lower images, force-compression plot) LCE cones ($\alpha \approx 60^\circ$, $R = 200t$, $\nu = 1/2$), both exhibiting sub-critical buckling. Using numerical and experimental (Sec. S9A) modulus values, both buckling thresholds are $\sim 20\%$ of the classical Seide threshold ~ 3 mN.

limit scaling: $f_* \propto t^{5/2}$.

We begin our investigation by using surface alignment to fabricate $30\ \mu\text{m}$ thick LCE sheets with circular director patterns (following [30], Sec. S8A-B), which morph into cones with semi-angle $\approx 60^\circ$ on heating to 145°C . Actuated cones were then squashed under a glass slide of controlled weight, and their deformations tracked with an optical profilometer (Sec. S9B). Corresponding numerics were conducted using MorphoShell [31] to minimize a nonlinear shell energy for a cone squashed between frictionless slides. Both experimental and numerical cones buckle sub-critically, popping into a nose-like shape at a load far below that classically expected (Fig. 1c).

To investigate further, we consider a conical shell with semi-angle α and radius R , and denote arc-length along generators by s and perpendicular distance to the cone axis by r . Compressing the shell by Δh under a verti-

cal force f induces a membrane strain ε and a bending strain $\beta = \kappa - \bar{\kappa}$, κ and $\bar{\kappa}$ being the deformed and undeformed curvature tensors. The deformed state will then minimize the standard energy $E = \int W dA - f\Delta h$. For small strains (but large rotations) the appropriate energy density is [32]

$$W(\varepsilon, \beta) = \frac{Y}{2(1-\nu^2)} Q(\varepsilon) + \frac{D}{2} Q(\beta), \quad (1)$$

where $Y = Et$ and $D = Et^3/(12(1-\nu^2))$ are the stretching and bending moduli for Young's modulus E and Poisson ratio ν , while $Q(\tau) \equiv \nu \text{tr}(\tau)^2 + (1-\nu) \text{tr}(\tau \cdot \tau)$.

To probe the stability of an axisymmetric pre-buckled base state, ε_0 , κ_0 , we consider small additional displacements, \mathbf{u} tangentially and w normally. Splitting the associated changes $\delta\varepsilon$ and $\delta\beta$ by order in displacement, retaining only terms important for short-wavelength perturbations gives [32]

$$\begin{aligned} \delta\varepsilon &= \frac{1}{2} \overline{(\nabla \mathbf{u} + \nabla \mathbf{u}^T)} + \kappa_0 w + \frac{1}{2} \overline{(\nabla w \otimes \nabla w)}, \\ \delta\beta &= -\text{Hessian}(w) = \delta\beta_1. \end{aligned} \quad (2)$$

The $\kappa_0 w$ strain is characteristic of shells, while the sole nonlinearity, $\delta\varepsilon_2$, allows inhomogeneous w to relieve tangential compression: the basic mechanism of compressive buckling. Since the base state is an equilibrium, the leading energy change is quadratic in displacements:

$$\delta E = \int [W(\delta\varepsilon_1, \delta\beta_1) + \text{tr}(N(\varepsilon_0) \cdot \delta\varepsilon_2)] dA, \quad (3)$$

where $N(\varepsilon) = \partial W(\varepsilon, \beta)/\partial\varepsilon$ is the membrane stress.

In general, (3) involves covariant derivatives and integration over the entire curved shell. However, following ref. [33], the anticipated short wavelength allows us to just consider a patch small compared to r but large compared to wavelength. In this patch we may neglect *all* covariant considerations and use Cartesian coordinates (x, y) , aligning x with s . Minimizing δE variationally over displacements yields the expected tangential and normal force-balance equations, linear in displacements:

$$\nabla \cdot N(\delta\varepsilon_1) = 0, \quad (4)$$

$$D\nabla^4 w + \text{tr}(\kappa_0 \cdot N(\delta\varepsilon_1)) - \nabla \cdot (N(\varepsilon_0) \cdot \nabla w) = 0. \quad (5)$$

We satisfy (4) with a scalar Airy stress function ψ such that $N(\delta\varepsilon_1) = (I\nabla^2 - \text{Hessian})\psi \equiv \Lambda\psi$. Geometric compatibility of the strain then requires [33]

$$\nabla^4 \psi - Y \text{tr}(\Lambda(\kappa_0 w)) = 0. \quad (6)$$

Traditionally one considers a membrane base state, with $\kappa_0 = \cos(\alpha)/r \hat{\mathbf{y}} \otimes \hat{\mathbf{y}}$ matching the undeformed cone, and $N(\varepsilon_0) = -f/(2\pi r \cos \alpha) \hat{\mathbf{x}} \otimes \hat{\mathbf{x}}$ following from vertical force balance. Both vary slowly over the cone, and so are effectively constant over the patch. We then search for oscillatory buckling solutions, substituting $(w, \psi) =$

$(a, b) \exp(i(k_x x + k_y y))$ into (5, 6). As expected, the exponentials cancel, leaving algebraic equations that we solve for the ratio a/b and buckling force f . Interestingly, force only depends on wavevector via $(k_x^2 + k_y^2)^2/k_x^2 \equiv k_o^2$ and, minimizing over k_o , we find buckling commences at the classical Seide $f_* = 4\pi\sqrt{YD} \cos^2 \alpha \propto t^2$ [16], with $k_o^4 = Y/(Dr^2) \cos^2 \alpha$, corresponding to a 'Koiter circle' of wavevectors with wavelengths $\propto \sqrt{rt}$, as is familiar from cylinders [17]. The threshold is radius independent, so buckling occurs over the entire cone simultaneously.

When squashing between slides we instead observe buckling at $\sim 20\%$ of Seide's value (Fig. 1c). Moreover, the dominant pre-buckling deformations are localized within a boundary layer of width $l \sim \sqrt{Rt}$ that is qualitatively different from the bulk's membrane state. Informatively, if the membrane state is artificially imposed at the boundaries, MorphoShell reproduces Seide's threshold. We thus focus on this axisymmetric boundary layer, described by the local angle $\vartheta(s)$ (Fig. 2a) and the radial and vertical displacements $\Delta r(s)$, $\Delta z(s)$, and with effectively constant $r \approx R$. Subtly, the rim's radial freedom allows near-complete s -stress relaxation, $N_{ss} \sim l N_{\phi\phi}/R$, consistent with stress equilibrium $N_{\phi\phi} = RN'_{ss}$. Consequently, s -strain is a pure Poisson effect of hoop strain, $\varepsilon_{ss} = -\nu \Delta r/R$, and the dominant balance between stretch and bend in (1) is simply

$$W \approx \frac{1}{2} Y (\Delta r/R)^2 + \frac{1}{2} D \vartheta'^2. \quad (7)$$

Comparing these terms confirms the characteristic boundary-layer length scale, $l \equiv (R^2 D/Y)^{1/4} \sim \sqrt{Rt}$. These terms and length scale also emerge from a conventional linear-elasticity treatment, but (7) also encompasses large rotations. Scaling all lengths by l ($s \equiv s/l$, $\Delta r(s) \equiv l \Delta r(s)$ etc.) then leads to the dimensionless boundary-layer energy:

$$\frac{E}{\pi l \sqrt{YD}} = \int \left[\Delta r'^2 + \vartheta'^2 - \frac{f}{\pi \sqrt{YD}} \Delta z' \right] ds. \quad (8)$$

The small-strain relations $\Delta r' = \sin \theta - \sin \alpha$ and $\Delta z' = \cos \alpha - \cos \theta$ allow us to write E in terms of a single variable, Δr . Minimization via standard variational calculus then yields a nonlinear shape equation and boundary conditions (Sec. S1). Solving numerically using SciPy's `solve_bvp` [34] reveals a universal scaling form $\Delta r(s)$ for the boundary layer in all thin cones of given semi-angle and dimensionless load f/\sqrt{YD} . The resultant shapes naturally include an outward flare, but oscillate into the cone, creating a band of inward displacement and large compressive hoop stress $N_{\phi\phi} = Y \Delta r/r$, which ultimately precipitates buckling. The smaller N_{ss} follows from vertical force balance, and both shape and stresses agree well with full MorphoShell simulations at realistic LCE thicknesses (Fig. 2a).

Eq. (8) clarifies that geometrically large rotations in the boundary layer require $f \sim \sqrt{YD} \propto t^2$, the Seide

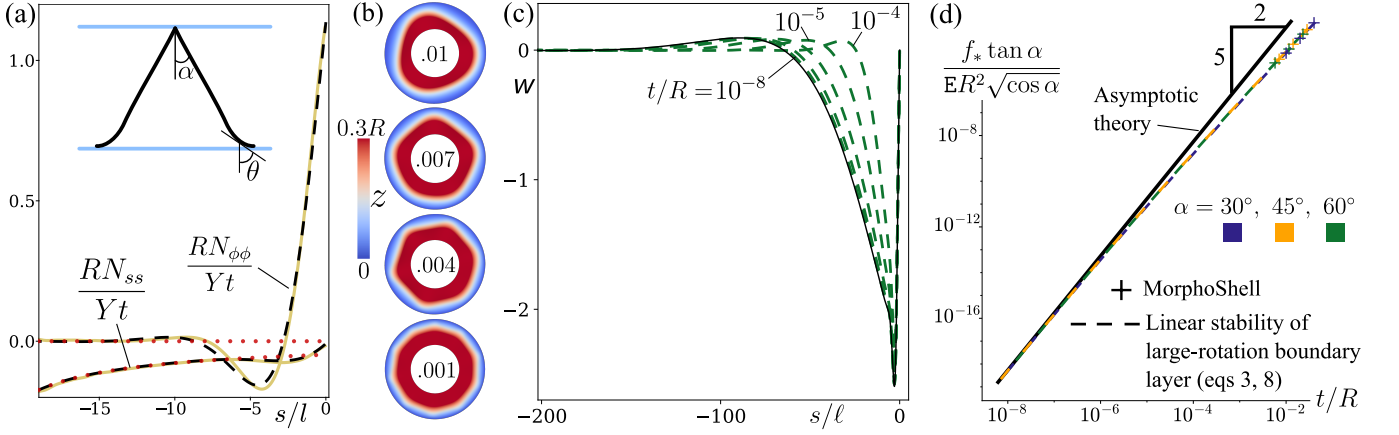


FIG. 2. (a) Stress profiles shortly before buckling for the cone in Fig. 1, with (beige) MorphoShell and (dashed) boundary-layer (8) results agreeing well. The region of large compressive azimuthal stress near the boundary drives boundary-layer buckling at $f_* \propto t^{5/2}$, but is absent from the membrane base state (dotted). (b) Transitory MorphoShell topographies just after boundary buckling, labelled by t/R , colored by elevation, with smaller thicknesses yielding larger azimuthal mode numbers. (c) Buckling mode shapes $w(s)$ from numerical linear stability analyses (dashed, $\alpha = 60^\circ$) using our boundary-layer base state, converging to our thin-limit theory (solid) as t/R decreases by factors of 10. (d) Buckling force against t/R for $\nu = 1/2$ and various α , with numerics converging to our thin-limit result (12).

buckling scale. In sufficiently thick simulated cones ($R \sim 10t$), a pronounced flared shape indeed forms under such loads before violent buckling eventually occurs via tip inversion (though accurate tip mechanics are beyond shell theory, so in practice other $f \sim \sqrt{YD}$ instabilities might occur instead, e.g. Seide buckling or ‘sleeve-rolling’ boundary inversion).

However, instability in thinner cones (Fig. 1) is different, occurring at much smaller loads, and breaking azimuthal symmetry with a mode number m that increases with R/t (Fig. 2b), suggesting a competing instability with a higher thickness scaling. We thus use the incremental energy (3) to investigate the linear stability of the boundary-layer base state to azimuthally varying perturbations $w = l w(s) \cos(m\phi)$, and similarly for u . Initially, we retain the full geometric nonlinearity of the boundary layer, requiring (3) to be understood covariantly on the base-state surface. Variational minimization then yields straightforward but cumbersome analogues of (4, 5), and associated boundary conditions at the rim (Sec. S2), which we again solve using `solve_bvp`. We indeed uncover an instability with $w(s)$ localized to the rim and maximal in the compressive region, but with a surprisingly long decay into the cone over $\sim 100l$ (Fig 2c). The resulting f_* values (minimized over m) agree well with MorphoShell for realistic thicknesses, and present a clear thin asymptote to $f_* \propto t^{5/2}$ (Fig. 2d) with a correspondingly increasing azimuthal mode number and convergent (scaled) mode shape.

These numerical investigations clarify that, in the thin limit, Δr , Δz , and $\Delta\theta \equiv \theta - \alpha$ are all asymptotically small at buckling, suggesting a much simpler geometrically linear treatment of the base state will suffice. Lin-

earizing the small-strain relations and substituting Δr for θ in (7), we see that the small-amplitude boundary layer is better characterised by an α -dependent length scale $\ell \equiv l\sqrt{2}\sec\alpha$. Using this modified length for non-dimensionalization gives $W \propto 4\Delta r^2 + \Delta r'^2$, and hence, minimizing, the linear Euler-Lagrange equation $\Delta r'''' + 4\Delta r = 0$, as for a plate on a foundation. The solutions are $\Delta r \propto e^{\eta s}$ for $\eta^4 = -4$, whose oscillations produce the regions of hoop compression. Imposing the natural boundary conditions $\Delta r' = 0$, $\pi\sqrt{YD}\Delta r''' = -f \sin\alpha$ and discarding the growing solutions gives the thin-limit base state:

$$\Delta r = f e^s \cos(s) \sin(\alpha) / (2\pi\sqrt{YD}). \quad (9)$$

Reassuringly, this base state can be verified as the thin limit of a lengthy but routine linear elastic treatment (Sec. S3).

A further simplification arises because the base-state displacements are small, and localized within $\sim \ell$ of the rim. We may thus consider a patch at the rim, small compared to r but large compared to ℓ , and address stability with an Airy stress and the Cartesian equations (5, 6). In the (x, y) basis, the base state has $\kappa_0 = \text{diag}(-\Delta\theta'/\ell, \cos\alpha/R)$ and $N(\varepsilon_0) = \text{diag}(0, Y\ell\Delta r/R)$ to leading order which, unlike the classical case, vary over a scale ℓ and hence are inhomogeneous even within the patch. We find the equations take their simplest dimensionless form if we scale the force as $f \equiv 2\pi Df/(\ell \tan\alpha)$, and the fields as

$$(w, \psi) = (\ell w(s), Y\ell^3/R \cos(\alpha)\psi(s)) \cos(ky/\ell), \quad (10)$$

with $s = x/\ell$. This scaling retains many features of Seide buckling, including the scale of the wavevector, the natu-

ral stress scale, the relative sizes of w and ψ , and the correspondingly small in-plane displacement $u \sim (\ell/R)w$. Remarkably, substituting into (5, 6) gives equations that are not only dimensionless, but lack explicit dependence on α and ν :

$$\begin{aligned} w'''' - 2k^2 w'' + k^4 w + 4\psi'' &= 2fk^2 e^s (2\psi \sin s - w \cos s), \\ \psi'''' - 2k^2 \psi'' + k^4 \psi - w'' &= -fk^2 w e^s \sin s. \end{aligned} \quad (11)$$

Since the patch extends to the rim, we also require boundary conditions: To leading order, given the anticipated scalings, $w = 0$ (zero vertical displacement) and $w'' = \psi = \psi' = 0$ (natural conditions from varying (3)). We again solve (11) with `solve_bvp`, sweeping through k to find the mode that becomes unstable at the smallest f . The resultant mode shapes reproduce the thin limit of our previous approach (Fig. 2c), with first instability at $f_* = 62.7\dots$, $k_* = 0.252\dots$ (Fig. S4). Restoring dimensions yields the thin-limit buckling threshold

$$f_* = (278.4\dots)(YD^3/R^2)^{1/4} \sqrt{\cos \alpha} \cot \alpha \propto t^{5/2}, \quad (12)$$

agreeing with Fig. 2d, with azimuthal mode number $m_* = (0.178\dots)(R^2 Y/D)^{1/4} \sqrt{\cos \alpha} \propto \sqrt{R/t}$. Thus, larger cones are in fact weaker for a given t . Conversely, smaller cones are stronger, though this is ultimately limited by the alternative $f_* \propto t^2$ modes noted earlier.

Fig. 2d reveals that f_* asymptotes remarkably slowly, perhaps due to the surprisingly long-ranged mode shape: a reminder to be cautious when exploiting ‘thinness’ in shells. Although our experiments and MorphoShell simulations ($R \approx 100t$) are pre-asymptotic, they nevertheless exhibit the same mechanical character: a region of compressive azimuthal boundary-layer stress initiates azimuthal buckling long before bulk instability. The cone’s load-bearing capacity then drops drastically, and large post-buckling deformations immediately propagate deep into the bulk. The near-collapse of curves for different α in Fig. 2d furthermore shows that, surprisingly, the α -dependence of our asymptotic result pertains even far from the asymptote.

A compelling feature of soft solids is that buckling need not precipitate failure, allowing creative use of the resultant morphing [35–42]. In this spirit, we now squash cones far beyond their initial instability, using displacement control to explore full hysteretic cycles (Fig. 3). We consider cones formed by concentric-circle directors on both disks and squares, since both are used as LCE actuators [5, 43]. Numerically, MorphoShell finds multiple successive instabilities, producing striking shapes: disk-type cones yield increasing numbers of concentric circular ridges (Fig. 3a–b), evoking the exact isometries of a cone, with multiple sharp inversions, although blunted in the spirit of Pogorelov [44–46]. In squashing, subsequent ridges form via violent rim inversions, while in unsquashing they are annihilated centrally by tip inversion

(Movies M1-3). Simulated square-type cones tend to instead exhibit spiral ridges, which (un)wind continuously in (un)squashing (Fig. S5, Movies M4-6). Experimentally, square-type samples were fabricated with a slightly different chemistry [30, 47, 48], and displacement control was implemented by using a digital caliper to control and measure the height of a slide (Sec. S8C/9B). These cones switched between concentric-circle and spiral forms across successive load cycles (Fig. 3c), suggesting a delicate balance: a topic for future work.

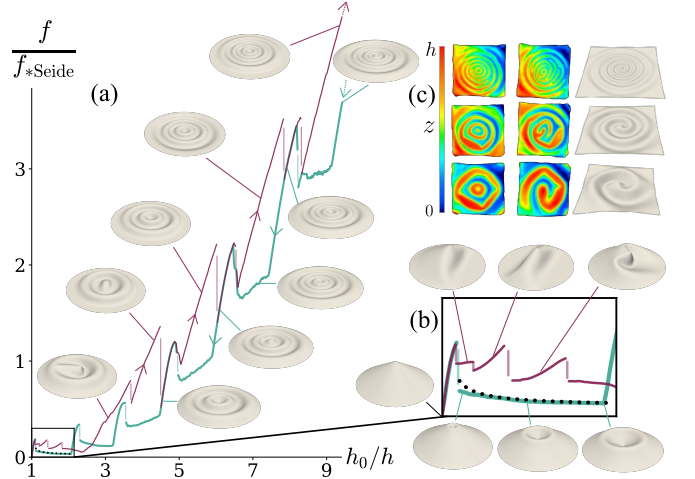


FIG. 3. (a) Vertical force against height ratio (initial/squashed) for an LCE cone compressed quasistatically in MorphoShell ($\alpha = 60^\circ$, $R = 100t$), with (un)squashing in (teal) purple. (b) Enlarged view of the small-compression region, where the unsquashing single-ridge force agrees well with our theory (dotted). (c) Height-colored experimental topographies of a square-type LCE cone, with two successive compressions of the same sample (left, middle) exhibiting both concentric-circle and spiral ridges, and (right) a spiral ridge in a similar simulated cone.

Unsquashing concentric ridges culminates in a single circular ridge moving towards the tip (Fig. 3b), yielding the cone’s weakest states. The form and strength of such a low-force ridge can be understood by formulating an axisymmetric shape equation, as used to describe the boundary layer. Indeed, a sharp circular ridge would be an isometry, with zero stretch but divergent bend, leading instead to transversely blunted ridges, where stretch and bend compete [46]. The dominant energies are exactly those in (8), with blunting over the same scale l , except with ridge radius ρ replacing R . The right-hand side of (8) is dimensionless so, substituting l , the energy of a ridge must be $E = 2g(\alpha)(YD^3\rho^2)^{1/4}$, where $g(\alpha)$ is a dimensionless geometric factor. Recognizing that the height of a ridge is $h = (R - \rho) \cot \alpha$, virtual work shows that the ridge exerts a force $f = -\partial E/\partial h = g(\alpha) \tan(\alpha)(YD^3/\rho^2)^{1/4} \sim t^2 \sqrt{t/\rho}$. Interestingly, this force decreases with ρ , opposite to the spherical case [44].

We calculate $g(\alpha)$ for a ridge held between two dis-

tant circular clamps by again minimizing (8) numerically, confirming that ridges in steeper cones cost more energy (Fig. S6). The resultant force agrees well with MorphoShell (Fig. 3b). Interestingly this thickness scaling matches our asymptotic f_* , suggesting that, in scaling terms, boundary-layer buckling weakens the cone to the greatest possible extent. At sufficiently large radius a Pogorelov ridge in a sphere buckles into a polygon, under compressive azimuthal stress generated by the blunting deformations [7, 45, 49, 50]: a cousin of boundary buckling. Cone ridges can also exhibit polygonality (Fig. 1c), but the presence of multiple ridges appears stabilizing, hence the circular ridges we observe at the deepest compressions.

A motivating question for LCE cones is what load they can lift, rather than merely support. Actuation starts with mild, weak cones, which will buckle into concentrically ridged states, and must unbuckle to lift. We therefore simulate a cone that activates from flat under a slide of fixed weight (initially supported by a small spacer so actuation commences), and explore how far it lifts. During unsquashing, ridges remain in contact with the slides, so the shell's cross-section is zigzag-like (Fig. 4a). Concentric ridges are thus equispaced, and spirals approximately Archimedean (Fig. 4b-c). Since each ridge's force decreases with radius, the lowest-force state with N ridges has all ridges at their largest possible radii. If the load exceeds this state's lifting force, the cone is stuck; otherwise it can lift all the way to the next such state. We thus predict a staircase of lifting heights as a function of weight. Assigning the single-ridge energy to each concentric ridge, a second virtual work argument (Sec. S7) yields a prediction for this ladder, in good agreement with MorphoShell for small N (Fig. 4d).

We conclude that only loads $\propto t^{5/2}$ can be lifted by LCE cones to large heights. This force is frustratingly close in scaling to the weak $\propto t^3$ forces offered by pure benders, and matches the scaling of boundary buckling. However, the unusual quantized height-load relationship allows for realization of discrete actuation strokes, which may be highly desirable in robust soft mechanisms or soft computation. At larger weights we observe increasing deviations from our staircase, with each ridge bearing load $\sim \sqrt{YD}$. This is unsurprising given the zigzag model must fail when ridge spacing and blunting become commensurate, but is good news for lifters: deeply ridged states can exert large forces, with potential for powerful small-stroke soft actuators.

Overall, our study reveals that, for frictionless boundary conditions, boundary-layer buckling limits the strength of cones, leading to a load-bearing capacity $\propto t^{5/2}$. This represents a significant knockdown from the classical result, *without* imperfections, and may contribute broadly to the practical weakness of shells. Active lifting to large heights via ridged states exhibits the same scaling. Future investigations will focus on using bound-

ary conditions, geometry, and material parameters to optimize lifting performance and extract something closer to the full $\propto t$ energy budget of an actuating sheet.

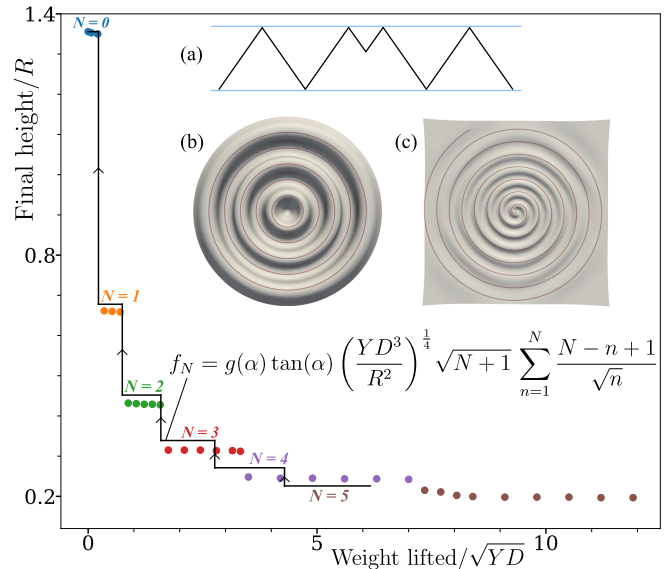


FIG. 4. (a) Profile sketch of a concentric-ridged lifter. (b) MorphoShell confirms that concentric ridges are roughly equispaced while (c) spiral ridges are Archimedean. (d) Final height of a concentric-ridged lifter ($\alpha \approx 60^\circ$, $R \approx 100t$) against weight lifted from a many-ridged state. Our simple theory (line) agrees well with MorphoShell (markers) for small weights, but significantly underestimates lifting performance at large weights.

J.S.B. was supported by a UKRI ‘future leaders fellowship’ grant (grant no. MR/S017186/1). D.D. was supported by the EPSRC Centre for Doctoral Training in Computational Methods for Materials Science (grant no. EP/L015552/1). T.S.H. and T.J.W. acknowledge support from a Graduate Research Fellowship and DMR 2105369 from the National Science Foundation.

* jsb56@cam.ac.uk

- [1] J. Küper and H. Finkelmann, Nematic liquid single crystal elastomers, *Die Makromolekulare Chemie, Rapid Communications* **12**, 717 (1991).
- [2] M. Warner and E. M. Terentjev, *Liquid crystal elastomers*, Vol. 120 (Oxford University Press, 2007).
- [3] C. D. Modes, K. Bhattacharya, and M. Warner, Gaussian curvature from flat elastica sheets, *Proceedings of the Royal Society A: Mathematical, Physical and Engineering Sciences* **467**, 1121 (2011).
- [4] L. T. de Haan, C. Sánchez-Somolinos, C. M. Bastiaansen, A. P. Schenning, and D. J. Broer, Engineering of complex order and the macroscopic deformation of liquid crystal polymer networks, *Angewandte Chemie International Edition* **51**, 12469 (2012).
- [5] T. Guin, M. J. Settle, B. A. Kowalski, A. D. Augustine, R. V. Beblo, G. W. Reich, and T. J.

- White, Layered liquid crystal elastomer actuators, *Nature communications* **9**, 2531 (2018), <http://creativecommons.org/licenses/by/4.0/>.
- [6] L. Stein-Montalvo, P. Costa, M. Pezzulla, and D. P. Holmes, Buckling of geometrically confined shells, *Soft Matter* **15**, 1215 (2019).
 - [7] A. Nasto, A. Ajdari, A. Lazarus, A. Vaziri, and P. M. Reis, Localization of deformation in thin shells under indentation, *Soft Matter* **9**, 6796 (2013).
 - [8] A. Lee, F. López Jiménez, J. Marthelot, J. W. Hutchinson, and P. M. Reis, The Geometric Role of Precisely Engineered Imperfections on the Critical Buckling Load of Spherical Elastic Shells, *Journal of Applied Mechanics* **83**, 10.1115/1.4034431 (2016), 111005.
 - [9] J. Shim, C. Perdigou, E. R. Chen, K. Bertoldi, and P. M. Reis, Buckling-induced encapsulation of structured elastic shells under pressure, *Proceedings of the National Academy of Sciences* **109**, 5978 (2012).
 - [10] C. Zhang, Y.-K. Hao, B. Li, X.-Q. Feng, and H. Gao, Wrinkling patterns in soft shells, *Soft Matter* **14**, 1681 (2018).
 - [11] H. Aharoni, D. V. Todorova, O. Albarrán, L. Goehring, R. D. Kamien, and E. Katifori, The smectic order of wrinkles, *Nature Communications* **8**, 15809 (2017).
 - [12] M. Liu, L. Domino, I. D. de Dinechin, M. Taffetani, and D. Vella, Frustrating frustration in snap-induced morphing (2021).
 - [13] C. R. Calladine, Shell buckling, without ‘imperfections’, *Advances in Structural Engineering* **21**, 2393 (2018).
 - [14] C. F. Gauss, *Disquisitiones generales circa superficies curvas*, Vol. 1 (Typis Dieterichianis, 1828).
 - [15] B. O’Neill, *Elementary differential geometry* (Academic press, 2014).
 - [16] P. Seide, Axisymmetrical Buckling of Circular Cones Under Axial Compression, *Journal of Applied Mechanics* **23**, 625 (1956).
 - [17] W. T. Koiter, *On the stability of elastic equilibrium*, Ph.D. thesis, Technische Hooze School, Delft (1945).
 - [18] R. Zoelly, *Über ein Knickungsproblem an der Kugelschale*, Ph.D. thesis, ETH Zurich (1915).
 - [19] J. W. Hutchinson, Buckling of spherical shells revisited, *Proceedings of the Royal Society A: Mathematical, Physical and Engineering Sciences* **472**, 20160577 (2016).
 - [20] J. W. Hutchinson and J. M. T. Thompson, Imperfections and energy barriers in shell buckling, *International Journal of Solids and Structures* **148-149**, 157 (2018), special Issue Dedicated to the Memory of George Simitses.
 - [21] M. Stein, The influence of prebuckling deformations and stresses in the buckling of perfect cylinders, *NASA Technical Report TR-R-190* (1964).
 - [22] M. Stein, Recent advances in shell buckling, in *6th Aerospace Sciences Meeting* (American Institute of Aeronautics and Astronautics, 1968) Chap. 103.
 - [23] N. J. Hoff and W. Nachbar, The buckling of a free edge of an axially-compressed circular cylindrical shell, *Quart. Appl. Math.* **20**, 267 (1962).
 - [24] N. J. Hoff and T.-C. Soong, Buckling of circular cylindrical shells in axial compression, *International Journal of Mechanical Sciences* **7**, 489 (1965).
 - [25] B. O. Almroth, Influence of edge conditions on the stability of axially compressed cylindrical shells, *AIAA Journal* **4**, 134 (1966).
 - [26] D. Gorman and R. Evan-Iwanowski, An analytical and experimental investigation of the effect of large prebuckling deformations on the buckling of clamped thin walled circular cylindrical shells subjected to axial loading and internal pressure, in *Developments in theoretical and applied mechanics*, Vol. 4 (Pergamon, 1970) pp. 415–426.
 - [27] H.-S. Shen, *Postbuckling Behavior of Plates and Shells* (World Scientific, 2017) Chap. 5.
 - [28] S. Kobayashi, The influence of prebuckling deformation on the buckling load of truncated conical shells under axial compression, *NASA Contractor Report CR-707* (1967).
 - [29] P. Tovstik and A. Smirnov, *Asymptotic Methods in the Buckling Theory of Elastic Shells* (World Scientific, 2001) Chap. 14.3.
 - [30] J. M. McCracken, B. R. Donovan, K. M. Lynch, and T. J. White, Molecular engineering of mesogenic constituents within liquid crystalline elastomers to sharpen thermotropic actuation, *Advanced Functional Materials* **31**, 2100564 (2021).
 - [31] D. Duffy and J. S. Biggins, Defective nematogenesis: Gauss curvature in programmable shape-responsive sheets with topological defects, *Soft Matter* **16**, 10935 (2020).
 - [32] F. I. Niordson, *Shell theory*, North-Holland series in applied mathematics and mechanics, Vol. 29 (North-Holland, 1985).
 - [33] J. Paulose and D. R. Nelson, Buckling pathways in spherical shells with soft spots, *Soft Matter* **9**, 8227 (2013).
 - [34] P. Virtanen, R. Gommers, T. E. Oliphant, M. Haberland, T. Reddy, D. Cournapeau, E. Burovski, P. Peterson, W. Weckesser, J. Bright, S. J. van der Walt, M. Brett, J. Wilson, K. J. Millman, N. Mayorov, A. R. J. Nelson, E. Jones, R. Kern, E. Larson, C. J. Carey, Í. Polat, Y. Feng, E. W. Moore, J. VanderPlas, D. Laxalde, J. Perktold, R. Cimrman, I. Henriksen, E. A. Quintero, C. R. Harris, A. M. Archibald, A. H. Ribeiro, F. Pedregosa, P. van Mulbregt, and SciPy 1.0 Contributors, SciPy 1.0: Fundamental Algorithms for Scientific Computing in Python, *Nature Methods* **17**, 261 (2020).
 - [35] T. Chen, M. Pauly, and P. M. Reis, A reprogrammable mechanical metamaterial with stable memory, *Nature* **589**, 386 (2021).
 - [36] M. Gomez, D. E. Moulton, and D. Vella, Passive control of viscous flow via elastic snap-through, *Phys. Rev. Lett.* **119**, 144502 (2017).
 - [37] D. Holmes and A. Crosby, Snapping surfaces, *Advanced Materials* **19**, 3589 (2007).
 - [38] D. Melancon, B. Gorissen, C. J. García-Mora, C. Hoberman, and K. Bertoldi, Multistable inflatable origami structures at the metre scale, *Nature* **592**, 545 (2021).
 - [39] N. Vasios, B. Deng, B. Gorissen, and K. Bertoldi, Universally bistable shells with nonzero gaussian curvature for two-way transition waves, *Nature Communications* **12**, 695 (2021).
 - [40] B. Gorissen, D. Melancon, N. Vasios, M. Torbati, and K. Bertoldi, Inflatable soft jumper inspired by shell snapping, *Science Robotics* **5**, eabb1967 (2020).
 - [41] E. Medina, P. E. Farrell, K. Bertoldi, and C. H. Rycroft, Navigating the landscape of nonlinear mechanical metamaterials for advanced programmability, *Phys. Rev. B* **101**, 064101 (2020).
 - [42] P. M. Reis, A Perspective on the Revival of Structural (In)Stability With Novel Opportunities for Function: From Buckliphobia to Buckliphilia, *Journal of Applied*

- Mechanics **82**, 10.1115/1.4031456 (2015), 111001.
- [43] C. P. Ambulo, J. J. Burroughs, J. M. Boothby, H. Kim, M. R. Shankar, and T. H. Ware, Four-dimensional printing of liquid crystal elastomers, *ACS Applied Materials & Interfaces* **9**, 37332 (2017).
 - [44] A. V. Pogorelov, *Bendings of surfaces and stability of shells*, edited by B. Silver, Vol. 72 (American Mathematical Soc., 1988).
 - [45] M. Gomez, D. E. Moulton, and D. Vella, The shallow shell approach to pogorelov’s problem and the breakdown of ‘mirror buckling’, *Proceedings of the Royal Society A: Mathematical, Physical and Engineering Sciences* **472**, 20150732 (2016).
 - [46] K. A. Seffen, Inverted cones and their elastic creases, *Phys. Rev. E* **94**, 063002 (2016).
 - [47] T. S. Hebner, C. N. Bowman, and T. J. White, The contribution of intermolecular forces to phototropic actuation of liquid crystalline elastomers, *Polym. Chem.* **12**, 1581 (2021).
 - [48] G. E. Bauman, J. M. McCracken, and T. J. White, Actuation of liquid crystalline elastomers at or below ambient temperature, *Angewandte Chemie International Edition* **61**, e202202577 (2022).
 - [49] S. Knoche and J. Kierfeld, The secondary buckling transition: Wrinkling of buckled spherical shells, *The European Physical Journal E* **37**, 62 (2014).
 - [50] A. Vaziri and L. Mahadevan, Localized and extended deformations of elastic shells, *Proceedings of the National Academy of Sciences* **105**, 7913 (2008).