

Adaptive Negative Evidential Deep Learning for Open-set Semi-supervised Learning

Yang Yu
The Chinese University of Hong Kong
Hong Kong, China
yangyu@cse.cuhk.edu.hk

Danruo Deng
The Chinese University of Hong Kong
Hong Kong, China
drdeng@cse.cuhk.edu.hk

Furui Liu
Zhejiang Lab
Hangzhou, Zhejiang, China
liufurui@zhejianglab.com

Yueming Jin
National University of Singapore
Singapore
ymjin@nus.edu.sg

Qi Dou
The Chinese University of Hong Kong
Hong Kong, China
qidou@cuhk.edu.hk

Guangyong Chen
Zhejiang Lab
Hangzhou, Zhejiang, China
gychen@link.cuhk.edu.hk

Pheng-Ann Heng
The Chinese University of Hong Kong
Hong Kong, China
pheng@cse.cuhk.edu.hk

ABSTRACT

Semi-supervised learning (SSL) methods assume that labeled data, unlabeled data and test data are from the same distribution. Open-set semi-supervised learning (Open-set SSL) considers a more practical scenario, where unlabeled data and test data contain new categories (outliers) not observed in labeled data (inliers). Most previous works focused on outlier detection via binary classifiers, which suffer from insufficient scalability and inability to distinguish different types of uncertainty. In this paper, we propose a novel framework, Adaptive Negative Evidential Deep Learning (ANEDL) to tackle these limitations. Concretely, we first introduce evidential deep learning (EDL) as an outlier detector to quantify different types of uncertainty, and design different uncertainty metrics for self-training and inference. Furthermore, we propose a novel adaptive negative optimization strategy, making EDL more tailored to the unlabeled dataset containing both inliers and outliers. As demonstrated empirically, our proposed method outperforms existing state-of-the-art methods across four datasets. Our code will be released once this paper is accepted.

CCS CONCEPTS

• **Computing methodologies** → **Object recognition; Object recognition.**

KEYWORDS

Open-set Semi-supervised Learning, Evidential Deep Learning, Adaptive Negative Optimization

ACM Reference Format:

Yang Yu, Danruo Deng, Furui Liu, Yueming Jin, Qi Dou, Guangyong Chen, and Pheng-Ann Heng. 2018. Adaptive Negative Evidential Deep Learning for Open-set Semi-supervised Learning. In *Proceedings of Make sure to enter the correct conference title from your rights confirmation email (Conference acronym 'XX)*. ACM, New York, NY, USA, 9 pages. <https://doi.org/XXXXXXX.XXXXXXX>

1 INTRODUCTION

Semi-supervised learning (SSL) has recently witnessed significant progress by propagating the label information from labeled data to unlabeled data [3, 29, 31, 36]. Despite the success, SSL methods are deeply rooted in the closed-set assumption that labeled data, unlabeled data and test data share the same predefined label set. In reality [32], such an assumption may not always hold as we can only accurately control the label set of labeled data, while unlabeled and test data may include outliers that belong to the novel classes that are not seen in labeled data. During self-training, imprecisely propagating label information to these outliers shall interfere with model learning and lead to performance degradation. To this end, open-set semi-supervised learning (Open-set SSL) [32] has been emerging to tackle the problem. It first detects out-of-distribution (OOD) samples as outliers and then recognizes in-distribution (ID) samples as belonging to the classes from the predefined label set.

Existing Open-set SSL methods [6, 10] generally consist of an outlier detector and a classifier. To avoid propagating wrong label information to outliers during SSL training of the classifier, they first detect outliers and then optimize SSL loss only for unlabeled instances taken as inliers. To detect outliers, they aim to estimate confidence score of a sample being an inlier (reversely, uncertainty score for outliers). For example, T2T [13] proposes to detect outliers by cross-modal matching over binary detector. OpenMatch [20] deploys a one-vs-all (OVA) classifier [21] as outlier detector to output the confidence score of considering a sample as an inlier and reject outliers with confidence score below a threshold for SSL training. With outliers rejected, they improve recognition accuracy of SSL methods.

Permission to make digital or hard copies of all or part of this work for personal or classroom use is granted without fee provided that copies are not made or distributed for profit or commercial advantage and that copies bear this notice and the full citation on the first page. Copyrights for components of this work owned by others than ACM must be honored. Abstracting with credit is permitted. To copy otherwise, or republish, to post on servers or to redistribute to lists, requires prior specific permission and/or a fee. Request permissions from permissions@acm.org.

Conference acronym 'XX, June 03–05, 2018, Woodstock, NY

© 2018 Association for Computing Machinery.
ACM ISBN 978-1-4503-XXXX-X/18/06...\$15.00
<https://doi.org/XXXXXXX.XXXXXXX>

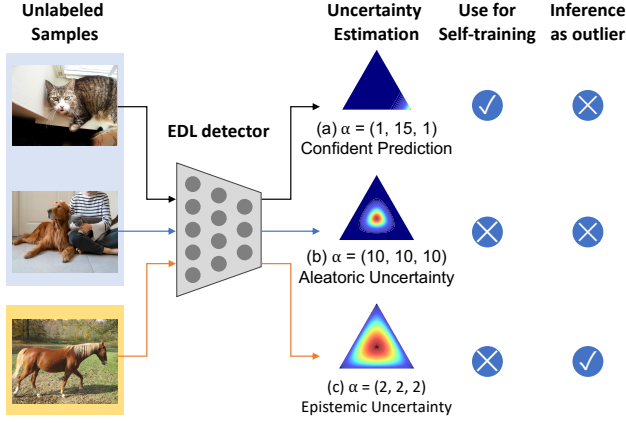


Figure 1: The EDL detector we introduce can quantify different types of uncertainty, including epistemic uncertainty due to lack of knowledge, and aleatoric uncertainty from the complexity of samples in distribution. Based on these uncertainties, we design different metrics for self-training and inference. (Images with blue and yellow backgrounds indicate inliers and outliers, respectively.)

We identify two main limitations in current state-of-the-art literature to tackle this task. First, most previous works estimate confidence scores based on binary likelihoods generated from binary detectors activated by Softmax function. Such softmax-based networks only provide a point estimation of predicted class probabilities and cannot quantify whether the uncertainty stems from the lack of knowledge of outliers (epistemic uncertainty) or from the complexity of the samples within the distribution (aleatoric uncertainty) [18, 22?]. Moreover, when we tackle a K-way classification problem with a large K, the binary detectors are less robust to identify outliers from such a complex dataset that contains multi-class information [5].

One advanced method, evidential deep learning (EDL) [22] can explicitly quantify the classification uncertainty corresponding to the unknown class, by treating the network’s output as evidence for parameterizing the Dirichlet distribution according to subjective logic [15]. Compared with Softmax which only provides probabilistic comparison values between classes, EDL models second-order probability and uncertainty for each class.

In this work, we take the *first* step to introduce EDL into the outlier detector. As shown in Figure 1, EDL enables a multinomial detector to directly output uncertainty and evidence for each class, which can alleviate the insufficient scalability of existing binary detectors. Moreover, different types of uncertainties can be distinguished by concentration parameters, so we propose to design different uncertainty metrics for self-training and inference. Note that though EDL shows an impressive performance in uncertainty quantification, we empirically find its deficiency in learning representation preferred by classification tasks and consequent low performance in classification accuracy. Therefore, we propose to take the advantage of both Softmax and EDL, by keeping Softmax for representation learning.

The other limitation of prior methods is that they do not effectively leverage the information contained in unlabeled data. The detector should output low confidence scores for outliers, but this information is underutilized for model regularization, which may result in suboptimal performance [18]. In this regard, we propose *adaptive negative optimization* tailored for unlabeled data, where the Negative optimization is to explicitly regulate our EDL detector to output K low evidence values for a given outlier sample. However, negative optimization can not directly apply to inliers in unlabeled data. Therefore, we derive an adaptive loss weight for encouraging the model to separately treat inliers and outliers in the unlabeled data in the learning process. It can largely avoid the interference between the ID and OOD features as well as the leading problem of uncertainty availability reduction. Specifically, we achieve this by using the Fisher information matrix (FIM) introduced by \mathcal{I} -EDL [7] to identify the amount of information for each class of unlabeled samples, while imposing smaller constraints on the confident classes with high evidence. Therefore, such optimization can sufficiently compress evidence values of unlabeled outliers without interfering with the learning of unlabeled inliers.

To our knowledge, we are the first to exploit evidential deep learning in the Open-set SSL task, and propose a novel Adaptive Negative Evidential Deep Learning (ANEDL) framework. Below, we summarize the major contributions of this work:

- We introduce EDL as an outlier detector for Open-set SSL, which enables quantification of different types of uncertainty and design different uncertainty metrics for self-training and inference.
- We propose a novel adaptive negative optimization strategy, which tailors EDL on the unlabeled dataset containing both inliers and outliers.
- Extensive experiments on four public datasets, i.e., CIFAR-10, CIFAR-100, ImageNet-30, and Mini-ImageNet show that our method outperforms the state-of-the-art methods in different settings.

2 RELATED WORKS

2.1 Semi-Supervised Learning

Semi-supervised learning (SSL) aims to ease deep network’s reliance on massive and expensive labeled data by utilizing limited labeled data together with a large amount of unlabeled data. Existing works can be generally categorized into two paradigms: consistency regularization and pseudo labeling [17]. Consistency regularization assumes that the network should be invariant to different perturbations of the same instance. Pseudo-labeling takes confidently pseudo-labeled unlabeled data as labeled data to train the network. And many pseudo labeling methods like FixMatch [24], FlexMatch [34] and AdaMatch [4] focus on how to select confidently pseudo-labeled data. Although pseudo-labeling methods have achieved tremendous success in SSL, they are deeply rooted in the close-set assumption and can not be directly applied to open-set SSL [20, 32]. Because noisy pseudo-labeled outliers may degrade the performance of self-supervised training. On the other hand, OpenMatch [20] proposes that soft consistency regularization by minimizing the distance between its predictions on two augmentations of the same image can help SSL methods get rid of the close-set assumption

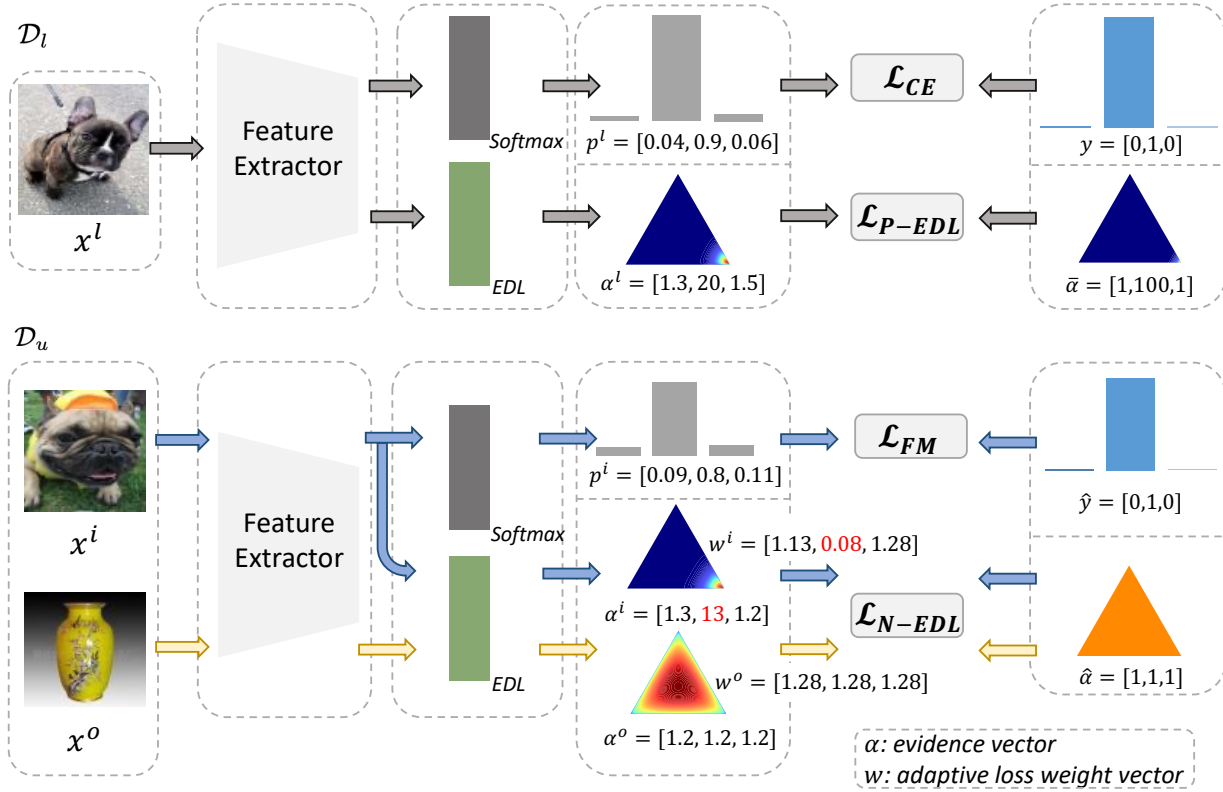


Figure 2: Overview of our proposed Adaptive Negative Evidential Deep Learning (ANEDL). It consists of a shared feature extractor, a Softmax head and an EDL head. EDL head is used to detect outliers, while Softmax head is used to classify. We introduce Negative Optimization to explicitly regularize our EDL detector to output low evidence values for uncertain classes, while proposing an Adaptive loss weight to encourage the detector to pay more attention to these uncertain classes. Unlabeled samples with confident predictions are used jointly with labeled samples to train the classification head.

can be kept for open-set SSL. Following OpenMatch, our method also applies soft consistency regularization to the outlier detector.

2.2 Open-set Semi-Supervised Learning

Open-set SSL [6, 10] aims to detect outliers while categorizing inliers into correct close-set classes. Existing open-set SSL methods recognize the weakness of SSL methods in terms of detecting outliers and they develop an extra outlier detector to exclude outliers from self-supervised training. Their outlier detectors are based on binary classifier activated by softmax function. For example, MTC [32] deploys a binary classifier to predict the probability of the instance belonging to outliers and updates the network parameters and the outlier score alternately. OpenMatch [20] takes one-vs-all (OVA) classifier as its outlier detector and proposes to apply soft consistency regularization to the outlier detector. An OVA classifier is composed of K binary classifiers and each classifier predicts the probability of the sample belonging to a specific class. However, softmax-based networks are notorious for inflating the probabilities of predicted classes [9, 26, 30], and binary detectors perform poorly on tasks with a large number of classes [5]. To address these

limitations, we adopt evidential deep learning (EDL) [22] as the outlier detector for Open-set SSL.

2.3 Evidential Deep Learning

Evidential neural networks [22] model the outputs as evidence to quantify belief masses and uncertainty based on the Dempster-Shafer Theory of Evidence (DST) [23] and subjective logic [15]. Similar to this work, [18] propose Prior Networks that explicitly consider the distributional uncertainty to quantify the mismatch of ID and OOD distribution. Compared with the standard neural network classifiers direct output the probability distribution of each sample, EDL obtains the density of classification probability assignments by parameterizing the Dirichlet distribution. Therefore, EDL can use the properties of Dirichlet distribution to distinguish different types of uncertainties, which shows an impressive performance in uncertainty quantification and is widely used in various applications. For example, [35] proposes a multi-source uncertainty framework combined with DST for semi-supervised node classification with GNNs. [25] introduces evidential priors over the original Gaussian likelihood function to model the uncertainty of regression

networks. [1, 2] propose a general framework based on EDL for Open Set Recognition (OSR) and Open Set Temporal Action Localization (OSTAL), respectively. Compared with previous efforts, our work is the first to exploit EDL to Open-set SSL.

3 METHOD

3.1 Problem Setting

Open-set semi-supervised learning (Open-set SSL) aims to learn a classifier by using a set of labeled and unlabeled datasets. Unlike traditional semi-supervised learning (SSL), the unlabeled dataset of Open-set SSL contains both ID and OOD samples, i.e., inliers and outliers. More specifically, for a K-way classification problem, let $\mathcal{D}_l = \{(\mathbf{x}_j^l, y_j^l)\}_{j=1}^{N_l}$ be the labeled dataset, containing N_l labeled samples randomly generated from a latent distribution \mathcal{P} . The labeled example \mathbf{x}_j^l can be classified into one of K classes, meaning that its corresponding label $y_j^l \in \{c_1, \dots, c_K\}$. Let $\mathcal{D}_u = \{\mathbf{x}_j^i\}_{j=1}^{N_i} \cup \{\mathbf{x}_j^o\}_{j=1}^{N_o}$ be the unlabeled dataset consisting of $N_i + N_o$ examples with labels either from the K known classes (inliers) or never been seen (outliers). The goal of Open-set SSL is to detect outliers while classifying inliers into the correct class.

3.2 Adaptive Negative Evidential Deep Learning

Approach Overview. As shown in Figure 2, our proposed framework contains three components: (1) an EDL head $D(\cdot)$ that quantifies uncertainty by outputting K evidence values to detect outliers in unlabeled data; (2) a Softmax head $C(\cdot)$ classifies all inlier samples by outputting K-way probabilities, including labeled data and inliers in unlabeled data; (3) a feature extractor $F(\cdot)$ shared by outlier detector and classifier. To adopt our framework to Open-set SSL, we propose an Adaptive Negative Optimization strategy to train EDL head by using all labeled and unlabeled samples. We introduce negative optimization to explicitly regularize our EDL detector to output low evidence values for uncertain classes, while deriving an adaptive loss weight to encourage the detector to pay more attention to these uncertain classes. For unlabeled data with confident prediction, we will use them jointly to train the Softmax classifier with labeled data.

Evidential Outlier Detector. Traditional outlier detectors for Open-set SSL use Softmax activation function to predict confidence scores and achieve impressive performance. However, such softmax-based detectors only provide a point estimation of outlier probabilities, unable to quantify different types of uncertainty. To tackle the limitations of Softmax, we introduce evidential deep learning (EDL) [22] to our framework as an outlier detection module. EDL proposes to integrate deep classification networks into the evidence framework of subjective logic [15], to jointly predict classification probabilities and quantify uncertainty. Specifically, for K-way classification, EDL uses a network $g(\theta)$ to calculate its evidence vector $\mathbf{e} = g(\mathbf{x}|\theta)$. Note that an activation function, e.g. Relu or Softplus, is on top of $g(\theta)$ to guarantee non-negative evidence. Then EDL correlates its derived evidence vector $\mathbf{e} \in \mathbb{R}_+^K$ to the concentration parameter $\alpha \in \mathbb{R}_+^K$ of Dirichlet distribution $D(\mathbf{p}|\alpha)$ with the equality $\alpha_i = e_i + 1$. Dirichlet distribution parameterized by α models the

density of classification probability assignments and uncertainty. The expected probability of the k^{th} class and uncertainty can be derived by

$$\hat{p}_k = \frac{\alpha_k}{S} \quad \text{and} \quad u = \frac{K}{\alpha_0},$$

where S is the precision of Dirichlet distribution and defined as $S = \sum_{k=1}^K \alpha_k$. Higher values of S lead to sharper, more confident distributions. Given a sample, α_k is incremented to update the Dirichlet distribution of the sample when the evidence of k^{th} class is observed.

Joint Optimization with Softmax and EDL. Although EDL-related works [7, 22] are capable of jointly classifying and quantifying uncertainty, we empirically find its deficiency in optimizing a network to learn representation for classification. That is, the classification performance of the evidential network is lower than that of a network activated by Softmax and optimized with only cross-entropy loss. In this way, we propose to take the strength of both Softmax and EDL and jointly optimize their losses. In our proposed framework, Softmax head takes charge of learning representation and predicting classification probabilities, while EDL is responsible for quantifying uncertainty. During training, with EDL excluding outliers, we adopt an SSL method (i.e., FixMatch following OpenMatch [20]) to our Softmax head to enhance representation quality and classification accuracy. We also utilize counterfactual reasoning and adaptive margins proposed in DebiasPL [28] to remove the bias of pseudo label in FixMatch.

Adaptive Negative Optimization. The core challenge of Open-set SSL is that unlabeled data contains novel categories that are not seen in labeled training data, i.e., outliers. To enhance the separation between inliers and outliers, detectors should output low confidence scores for outliers, but traditional binary detectors do not sufficiently leverage this information for model regularization, which may result in suboptimal performance [18]. Inspired by negative learning [14], we propose Adaptive Negative Optimization (ANO) to avoid providing misinformation to the EDL detector by focusing on uncertain classes. In particular, we introduce the negative optimization to explicitly regulate our detector to output low evidence values for uncertain classes. Meanwhile, adaptive loss weights are proposed to encourage EDL detectors to pay more attention to uncertain classes during the learning process.

More specifically, we adopt the Fisher information matrix (FIM) introduced by \mathcal{I} -EDL [7] to identify the amount of information contained in each class of each sample, while imposing explicit constraints on the informative uncertainty classes. \mathcal{I} -EDL proves that the evidence of a class exhibits a negative correlation with its Fisher information, i.e., the class with more evidence corresponds to less Fisher information, and shows an impressive performance in uncertainty quantification [7]. Therefore, we propose to use FIM as an indicator to distinguish inliers from outliers to adaptively regulate our model to pay more attention to uncertain classes. For those uncertain classes with less evidence in unlabeled samples, we impose explicit constraints to output K low evidence values through the Kullback-Leibler (KL) divergence term. The objective function for unlabeled data is defined as

$$\min_{\theta} \mathbb{E}_{\mathbf{x} \sim \mathcal{D}_u} [D_{KL}(\mathcal{U} \| \mathcal{N}(\mathbb{E}_{Dir(\alpha)}[\mathbf{p}], \sigma^2 \mathcal{I}(\alpha)^{-1})] \quad (1)$$

where $\mathcal{U} = \mathcal{N}(1/K, \lambda^2)$, $\alpha = g(x|\theta) + 1$, and $\mathcal{I}(\alpha)$ denotes the FIM of $\text{Dir}(\alpha)$ (the closed-form expression is provided in Appendix). According to the definition of KL divergence, the loss function for an unlabeled sample $x_j \in \mathcal{D}_u$ in Eq. (1) can be simplified as

$$\mathcal{L}_j^{\text{N-EDL}} = \sum_{k=1}^K \left(\frac{1}{K} - \frac{\alpha_{jk}}{\alpha_{j0}} \right)^2 \psi^{(1)}(\alpha_{jk}) - \lambda_1 \log |\mathcal{I}(\alpha_j)|, \quad (2)$$

where

$$\log |\mathcal{I}(\alpha_j)| = \sum_{k=1}^K \log \psi^{(1)}(\alpha_{jk}) + \log \left(1 - \sum_{k=1}^K \frac{\psi^{(1)}(\alpha_{j0})}{\psi^{(1)}(\alpha_{jk})} \right),$$

$\alpha_{j0} = \sum_{k=1}^K \alpha_{jk}$, and $\psi^{(1)}(\cdot)$ represents the *trigamma* function, defined as $\psi^{(1)}(x) = d\psi(x)/dx = d^2 \ln \Gamma(x)/dx^2$ (See Appendix for the detailed derivation process). We name the above weighted loss function as adaptive negative EDL loss. Since $\psi^{(1)}(x)$ is a monotonically decreasing function when $x > 0$, class labels with less evidence would be subject to greater penalties to achieve a flatter output. Conversely, once a certain class of evidence is learned, the weight will be reduced (see red number in Figure 2), so that the inlier features in the unlabeled dataset do not interfere too much with the learning of outlier features. We also use labeled dataset to enhance the learning of inlier features. We follow \mathcal{I} -EDL [7] to impose constraints on the uncertain class of labeled samples, outputting a sharp distribution that fits the ground truth. The loss function for an labeled sample $(x_j^l, y_j^l) \in \mathcal{D}_l$ can be expressed as:

$$\mathcal{L}_j^{\text{P-EDL}} = \sum_{k=1}^K \left(\left(y_{jk} - \frac{\alpha_{jk}}{\alpha_{j0}} \right)^2 + \frac{\alpha_{jk}(\alpha_{j0} - \alpha_{jk})}{\alpha_{j0}^2(\alpha_{j0} + 1)} \right) \psi^{(1)}(\alpha_{jk}) - \lambda_2 \log |\mathcal{I}(\alpha_j)|, \quad (3)$$

where y_j^l denotes one-hot encoded ground-truth of x_j^l .

Strengthened KL Loss. KL divergence loss $\mathcal{L}_j^{\text{KL-ORI}}$ as part of classical EDL loss, aims to penalize evidence for misleading classes that a sample does not belong to:

$$\mathcal{L}_j^{\text{KL-ORI}} = D_{KL}(\text{Dir}(\mathbf{p}_j|\hat{\alpha}_j) \parallel \text{Dir}(\mathbf{p}_j|1)). \quad (4)$$

where $\hat{\alpha}_j = \alpha_j \odot (1 - \mathbf{y}_j^l) + \mathbf{y}_j^l$. However, $\mathcal{L}_j^{\text{KL-ORI}}$ only shrinks misleading evidence but leaves non-misleading evidence ignored. To help enhance non-misleading evidence, we propose to utilize a strengthened KL-divergence to force our predicted Dirichlet distribution $\text{Dir}(\mathbf{p}_j|\alpha_j)$ to approach a new target Dirichlet distribution $\text{Dir}(\mathbf{p}_j|\beta)$. In particular, we introduce a new KL divergence term as follows,

$$\begin{aligned} \mathcal{L}_j^{\text{KL}} &= D_{KL}(\text{Dir}(\mathbf{p}_j|\alpha_j) \parallel \text{Dir}(\mathbf{p}_j|\beta)) \\ &= \log \Gamma(\alpha_{j0}) - \sum_{k=1}^K \log \Gamma(\alpha_{jk}) - \log \Gamma(\beta_{j0}) + \sum_{k=1}^K \log \Gamma(\beta_{jk}) \\ &\quad + \sum_{k=1}^K (\alpha_{jk} - \beta_k) [\psi(\alpha_{jk}) - \psi(\alpha_{j0})]. \end{aligned} \quad (5)$$

For labeled data, we set $\beta = [1, \dots, P, \dots, 1] \in \mathbb{R}_+^K$, where P is a large target evidence value for ground-truth, e.g. 100. Our strengthened KL-Divergence also applies to unlabeled data by using

$\beta = 1$ as the target distribution. The detailed closed-form expression of $\mathcal{L}_j^{\text{KL}}$ can be found in Appendix.

Overall Loss Function. For the EDL outlier detector, except Eq. (2), (3), (5), we add a consistency loss \mathcal{L}_{CON} to enhance the smoothness of detector, which is defined as

$$\mathcal{L}_{\text{CON}}(\mathcal{D}_u) = \frac{1}{N_i + N_o} \sum_{j=1}^{N_i + N_o} \|\alpha_j^s - \alpha_j^w\|_2^2, \quad (6)$$

where α_j^s, α_j^w represent the predicted evidence vector of strong and weak augmentations of the same unlabeled sample. For the Softmax classifier, we compute the standard cross-entropy loss \mathcal{L}_{CE} for labeled data and the FixMatch loss \mathcal{L}_{FM} for the high-certainty inliers \mathcal{I}_u identified by the EDL detector. Therefore, the overall loss function of our proposed ANEDL can be expressed as

$$\begin{aligned} \mathcal{L}_{\text{ANEDL}} &= \mathcal{L}_{\text{CE}}(\mathcal{D}_l) + \mathcal{L}_{\text{FM}}(\mathcal{I}_u) \\ &\quad + \mathcal{L}_{\text{ANO}}(\mathcal{D}_l, \mathcal{D}_u) + \lambda_{\text{CON}} \mathcal{L}_{\text{CON}}(\mathcal{D}_u), \end{aligned} \quad (7)$$

where

$$\begin{aligned} \mathcal{L}_{\text{ANO}}(\mathcal{D}_l, \mathcal{D}_u) &= \lambda_{\text{P-EDL}} \frac{1}{N_l} \sum_{j=1}^{N_l} (\mathcal{L}_j^{\text{P-EDL}} + \mathcal{L}_j^{\text{KL}}) \\ &\quad + \lambda_{\text{N-EDL}} \frac{1}{N_i + N_o} \sum_{j=1}^{N_i + N_o} (\mathcal{L}_j^{\text{N-EDL}} + \mathcal{L}_j^{\text{KL}}), \end{aligned} \quad (8)$$

$\lambda_{\text{P-EDL}}, \lambda_{\text{N-EDL}}$ and λ_{CON} are the hyperparameters used to control the trade-off for each objective.

To minimize our overall loss, we train our model for two stages. In the first stage, we pre-train our model with $\mathcal{L} = \mathcal{L}_{\text{CE}}(\mathcal{D}_l) + \mathcal{L}_{\text{ANO}}(\mathcal{D}_l, \mathcal{D}_u) + \lambda_{\text{CON}} \mathcal{L}_{\text{CON}}(\mathcal{D}_u)$ which drops \mathcal{L}_{FM} for E_{FM} epochs. In second stage, we start self-training of classifier and use $\mathcal{L}_{\text{ANEDL}}$ as loss function. Before every self-training epoch, we calibrate softmax head and EDL head to calculate uncertainty metric to select the inliers for softmax head to conduct self-training.

3.3 Uncertainty Metric for Open-set SSL

Inlier Selection in Self-training. To help better enhance recognition performance with unlabeled data, we aim to select inliers with accurate pseudo labels from unlabeled data for self-training. In FixMatch, pseudo label is generated by Softmax head and will also be used to softmax head as a supervision signal. Therefore, we propose to leverage EDL head to quantify the uncertainty of the class predicted by softmax head and select inliers with confident prediction which are more likely to be accurately pseudo-labeled. Specifically, given an unlabeled sample x_u , the Softmax head first predicts pseudo label $\hat{k} = \arg \max_k C(F(x_u))$. Then we use the k^{th} evidence value of α_u predicted by the EDL head as uncertainty metric and select top-O most certain unlabeled samples as inliers. Here, O is a hyperparameter.

Outlier Detection for Inference. Detecting outliers in test data is also one of the tasks of Open-set SSL. Unlike selecting inliers from unlabeled data, detected inliers in test data do not have to consider calibrating with Softmax. Therefore, the uncertainty metric for inference is to accurately quantify epistemic uncertainty for better separation between inliers and outliers. Based on the evidence vector α predicted by EDL head, we can derive various uncertainty metrics, i.e. mutual information, differential entropy,

Dataset	CIFAR-10			CIFAR-100		CIFAR-100		ImageNet-30
Inlier/Outlier Classes	6/4			55/45		80/20		20/10
No. of labeled samples	50	100	400	50	100	50	100	10%
FixMatch [24]	56.1±0.6	60.4±0.4	71.8±0.4	72.0±1.3	79.9±0.9	64.3±1.0	66.1±0.5	88.6±0.5
MTC [32]	96.6±0.6	98.2±0.9	98.9± 0.1	81.2±3.4	80.7±4.6	79.4±1.0	73.2±3.5	93.8±0.8
OpenMatch [20]	99.3±0.9	99.7±0.2	99.3±0.2	87.0±1.1	86.5±2.1	86.2±0.6	86.8±1.4	96.4±0.7
Ours	98.5±0.2	99.0±0.2	99.4±0.1	90.3±0.1	91.1±0.4	89.2±0.5	91.1±1.0	96.6±0.3

Table 1: Mean and standard deviation of AUROC (%) on CIFAR-10, CIFAR-100 and ImageNet-30. Higher is better. For CIFAR-10 and CIFAR-100, the three runs correspond to three different folds. For ImageNet-30, the three runs are conducted on the same folder but with different random seeds. The best results are in bold.

Dataset	CIFAR-10			CIFAR-100		CIFAR-100		ImageNet-30
Inlier/Outlier Classes	6/4			55/45		80/20		20/10
No. of labeled samples	50	100	400	50	100	50	100	10%
FixMatch [24]	43.2±1.2	29.8±0.6	16.3±0.5	35.4±0.7	27.3±0.8	41.2±0.7	34.1±0.4	12.9±0.4
MTC [32]	20.3±0.9	13.7±0.9	9.0±0.5	33.5±1.2	27.9±0.5	40.1±0.8	33.6±0.3	13.6±0.7
OpenMatch [20]	10.4±0.9	7.1±0.5	5.9±0.5	27.7±0.4	24.1±0.6	33.4±0.2	29.5±0.3	10.4±1.0
Ours	9.6±0.4	7.0±0.4	5.5±0.2	26.7±0.2	23.2±0.6	32.3±0.3	28.5±0.2	11.3±0.4

Table 2: Error rate (%) corresponding to Table 1. Lower is better. The best results are in bold.

and total evidence. Previous EDL methods demonstrate total evidence $\alpha_0 = \sum_{k=1}^K \alpha_k$ achieves the best outlier detection performance [7, 22]. However, we empirically find that classes with small evidence values may form a long-tail effect because the EDL detector assigns a non-negative evidence value to each class. Although these evidence values are small, their total amount is not negligible, especially when dealing with tasks with a large number of classes. To avoid these long-tailed evidence values disturbing the separation between inliers and outliers, we propose to sort the evidence vectors in descending order and use only the sum of the top-M evidence values as our uncertainty metric for inference.

4 EXPERIMENTS

In this section, we conduct extensive experiments to compare the performance of our method with previous SOTA methods and analyze several key components of our method.

4.1 Datasets

We evaluate our method on four public datasets. Given a dataset, we first split its class set into inlier and outlier class set. Next, we randomly select inliers to form labeled, unlabeled, validation and test dataset as in SSL. Then all outliers will be randomly arranged into unlabeled dataset and test dataset. With four datasets, we set several experimental settings with different numbers of labeled samples and different amounts of inliers/outliers classes.

CIFAR-10 [16] has 10 categories and each category has 6,000 images of size 32×32 . 1,000 images of each category are used for test. We choose 6/4 classes as inlier/outlier classes. The amount of labeled images of each inlier class varies in $\{50, 100, 400\}$. And the number of validation images of each inlier class is 50.

CIFAR-100 [16] is composed of 60,000 images of size 32×32 from 100 classes. 100 images of each class are used for test. We choose

55/80 classes as inlier classes, resulting in 45/20 outliers classes. The amount of labeled images of each inlier class varies in $\{50, 100\}$. And the number of validation images of each inlier class is 50.

ImageNet-30 [12] is a subset of ImageNet [8]. It has 30 classes and each class contains 1,300 images of size 224×224 . 100 images of each class are used for test. We choose 20 classes as inlier classes. The amounts of labeled and validation images of each inlier class are both 130.

Mini-ImageNet [27] is also a subset of ImageNet. It has 100 classes and each class contains 600 images of size 84×84 . 100 images of each class are used for test. The number of inlier classes varies in $\{50, 60, 80\}$. The amounts of labeled and validation images of each inlier class are both 50.

4.2 Implementation Details

We employ a randomly initialized Wide ResNet-28-2 [33] to conduct experiments on CIFAR-10 and CIFAR-100, and a randomly initialized ResNet-18 [11] for experiments on ImageNet-30 and Mini-ImageNet. The Softmax head is a linear layer and the EDL head is non-linear, which is composed of 4 MLP layers. For the pre-training stage, we set its length E_{FM} as 10 for all experiments. We set the length of an epoch as 1024 steps, which means we select a new set of inliers every 1024 steps during self-training. For hyper-parameters of FixMatch, we set them the same as in OpenMatch [20]. We report the hyper-parameters of our loss function in the Appendix. We adopt SGD optimizer with 0.0001 weight decay and 0.9 momentum to train our model by setting initial learning rate as 0.03 with the cosine decrease policy. We set the batch size of labeled and unlabeled samples as 64 and 128 respectively for all experiments. Experiments on ImageNet-30 are conducted with a single 24-GB GPU and other experiments are conducted with a single 12-GB GPU. All experiments in this work are conducted over

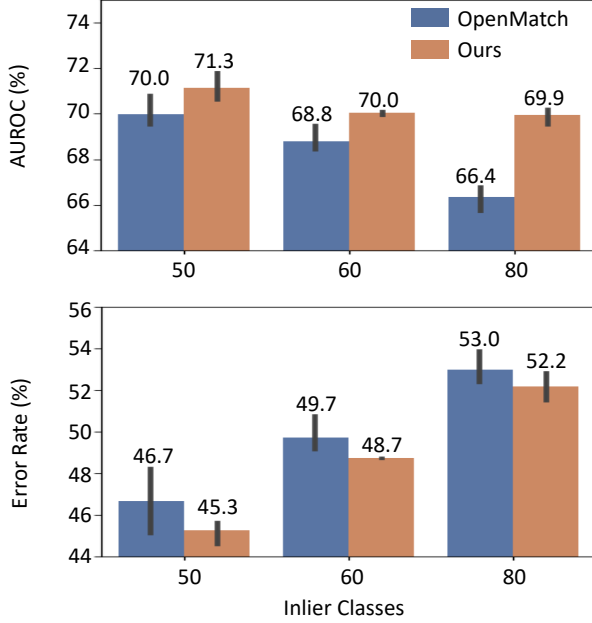


Figure 3: Comparison with OpenMatch on Mini-ImageNet. We use the same fold to conduct three runs and report the mean of three runs at the top of each bar.

3 runs with different random seeds, and we report their mean and standard derivation.

4.3 Comparison with Other Methods

To illustrate the effectiveness of our method on Open-set SSL, we compare it against several baseline methods, including FixMatch [24], MTC [32] and OpenMatch [20]. We use classification error rate to evaluate the performance of classifier in inliers and AUROC to evaluate the performance of outlier detection. AUROC is the general evaluation metric for novelty detection [12]. Table 1 and Table 2 show the AUROC and error rate on the CIFAR-10, CIFAR-100, and ImageNet-30, respectively, where the results of other methods are quoted from OpenMatch [20]. Figure 3 reports the experimental results on Mini-ImageNet, where the results of OpenMatch are obtained based on the author’s own implementation.

As shown in Table 1, we can see that our method outperforms the state-of-the-art method, i.e., OpenMatch, in most experiment settings with respect to AUROC. In Table 2, our proposed method also achieves state-of-the-art performance in terms of error rate in 7 out of 8 settings. These results illustrate that our method is more advanced in epistemic uncertainty quantification and has superior performance in outlier detection as well as inlier classification. Notably, in the more challenging settings with a large number of classes, i.e., settings on CIFAR-100, our method significantly outperforms OpenMatch in both error rate and AUROC, with improvements of $\sim 1\%$ and $\sim 3\%$. It shows our multinomial detector is more robust than the binary detector in identifying outliers from complex modalities when dealing with K-way classification tasks

NO	Adaptive	AUROC	Error rate
		88.4 \pm 0.4	27.0 \pm 0.3
✓		89.0 \pm 0.3	26.9 \pm 0.3
✓	✓	90.3\pm0.1	26.7\pm0.2

Table 3: Component analysis of Adaptive Negative Optimization (ANO).

KL divergence	AUROC	Error rate
$D_{KL}(D(\mathbf{p}_i \hat{\alpha}_i) D(\mathbf{p}_i 1))$	89.9 \pm 0.3	27.0 \pm 0.2
$D_{KL}(D(\mathbf{p}_i \alpha_i) D(\mathbf{p}_i \beta_{100}))$	90.3\pm0.1	26.7\pm0.2
$D_{KL}(D(\mathbf{p}_i \alpha_i) D(\mathbf{p}_i \beta_{200}))$	89.9 \pm 0.9	26.9 \pm 0.2

Table 4: Evaluation on KL divergence.

with large K. To further demonstrate our superiority in settings with a large number of inlier classes, we compare our method with OpenMatch on Mini-ImageNet, which is even more difficult than CIFAR-100 with larger image size and more complex patterns. As shown in Figure 3, our method consistently outperforms OpenMatch with respect to both AUROC and error rate.

4.4 Ablation Studies

We next conduct ablation studies to evaluate each component of our method. All experiments are conducted under the setting of 55 inlier classes and 50 labeled samples per class on CIFAR-100. We report the mean and standard deviation of three runs on three different folds.

Component analysis of ANO. Our ANO loss consists of two components, i.e. negative optimization and adaptive loss weight. For “without NO and Adaptive”, we directly replace \mathcal{L}_{ANO} to classical EDL loss, which means we apply no explicit constraints to outliers in unlabeled data. Since the information contained in unlabeled data keeps underutilized, both classification and outlier detection performance are suboptimal as shown in Table 3. For “without Adaptive”, we remove our adaptive loss weight from \mathcal{L}_{ANO} , which means not using the FIM to identify the amount of information for each class of unlabeled samples. As a result, all unlabeled samples including inliers are equally regulated to output K-low evidence values. Although negative optimization compresses evidence values of unlabeled outliers, it simultaneously depresses the evidence of unlabeled inliers, making inlier features and outlier features interfere with each other. Therefore, its improvement compared to “without NO and Adaptive” is still limited. Our proposed \mathcal{L}_{ANO} , i.e., “with NO and Adaptive”, peaks the best performance by sufficiently compressing evidence values of unlabeled outliers without interfering with the learning of unlabeled inliers.

Evaluation on KL divergence. Besides shrinking misleading evidence, we propose to boost non-misleading evidence with KL divergence loss to improve the separation of inliers and outliers. In Eq. (5), we keep α_i unchanged and setting target Dirichlet Distribution to $Dir(\mathbf{p}_i|\beta)$, where $\beta = [1, \dots, P, \dots, 1]$. β_{100} and β_{200} denote $P = 100$ and $P = 200$, respectively. Table 4 shows that our strengthen KL divergence can effectively improve the separation of inliers and outliers by boosting non-misleading evidence. However,

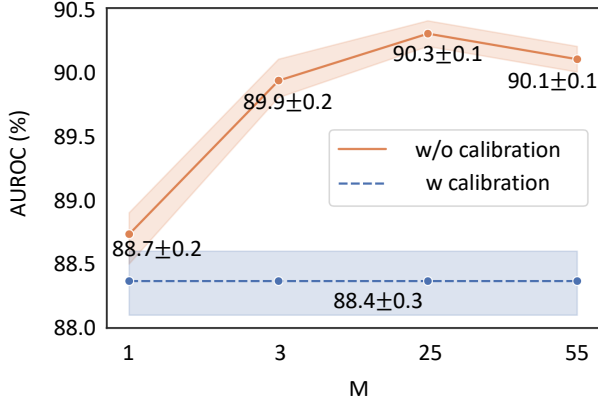


Figure 4: Evaluation of uncertainty metric during inference. Only AUROC is reported. We show the mean of three runs at the top of each box. M denotes the sum of top- M evidence values. Calibration denotes uncertainty metric used in ST.

Uncertainty Metric in ST	AUROC	Error rate
w/o calibration	89.8±0.2	27.8±0.2
w calibration	90.3±0.1	26.7±0.2

Table 5: Evaluation of uncertainty metric in ST. “w/o calibration” denotes the sum of top-25 evidence values ($M=25$) as uncertainty metric, which is used for inference.

a too large P may cause an unstable training process, resulting in suboptimal performance.

Evaluation of uncertainty metric during inference. Previous EDL methods propose to use the sum of all K evidence values as a metric to measure epistemic uncertainty, while we propose to use the sum of top- M evidence values as the metric. For each experiment, we use the same trained model to evaluate performance and only change how uncertainty metric is calculated. We also compare the configuration of the uncertainty metric used for inlier selection in self-training, denoted as “Calibration”. Since uncertainty metric during inference influences outlier detection more, we report AUROC in Figure 4. Results show that the sum of top $M = 25$ evidence values is a better metric to quantify epistemic uncertainty, compared with the sum of all $K = 55$ evidence values. Note that the improvements steadily appear in each trained model. Comparison between $M = 25$ and $M = 3$ (or 1) also shows that a small M misses useful evidence values and is insufficient to measure epistemic uncertainty.

Evaluation of uncertainty metric in self-training. The choice of uncertainty metric is important to inliers selection in self-training (ST). To illustrate the effectiveness of our proposed uncertainty metric for ST (denoted as “with calibration”), we compare it with the sum of the top 25 evidence values (denoted as “without calibration”) which achieves the best outlier detection performance during inference (see Figure 4). We use these two different metrics for self-training respectively and conduct inference with the latter

Method	AUROC	Error rate
OpenMatch	87.0±1.1	27.7±0.4
Ours(w/o DebiasPL)	90.0±0.5	27.0±0.2
Ours(w DebiasPL)	90.3±0.1	26.7±0.2

Table 6: Evaluation on DebiasPL.

one. Although “without calibration” shows superior performance during inference, it performs poorly if directly used in ST as shown in Table 5. Whereas our proposed “with calibration”, which quantifies epistemic uncertainty of the class predicted by Softmax head, shows clear advantages over “without calibration”. The superiority indicates that for inlier selection in self-training, we should calibrate Softmax head and EDL head to quantify epistemic uncertainty of predicted class, instead of the whole sample estimated by the sum of top-25 evidence values.

Evaluation of DebiasPL. As mentioned in “Joint Optimization with Softmax and EDL” of Section 3.2, we utilize counterfactual reasoning and adaptive margins proposed in DebiasPL [28] to remove the bias of pseudo label in Fixmatch. In Table 6, we study the influence of DebiasPL. The results of OpenMatch come from Table 1 and 2, and OpenMatch is trained without DebiasPL. Therefore we remove DebiasPL from our method for a fair comparison. We can see that without DebiasPL, our method still outperforms OpenMatch with respect to both AUROC and error rate, because we select better inliers for self-training with proper uncertainty metric. Also, the comparison between “with” and “without DebiasPL” proves that DebiasPL can help further improves our performance with bias in pseudo label alleviated.

5 CONCLUSION

In this work, we propose a novel framework, adaptive negative evidential deep learning (ANEDL), for open-set semi-supervised learning (Open-set SSL). ANEDL adopts evidential deep learning (EDL) to Open-set SSL for the first time and designs novel adaptive negative optimization method. In particular, EDL, as an advanced uncertainty quantification method, is deployed to estimate different types of uncertainty for inliers selection in self-training and outlier detection in inference. Furthermore, to enhance the separation between inliers and outliers, we propose adaptive negative optimization to explicitly compress the evidence value of outliers in unlabeled data and avoid interfering with the learning of inliers in unlabeled data with adaptive loss weight. Our extensive experiments on four datasets demonstrate that our method is superior to other state-of-the-art methods.

REFERENCES

- [1] Wentao Bao, Qi Yu, and Yu Kong. 2021. Evidential deep learning for open set action recognition. In *Proceedings of the IEEE/CVF international conference on computer vision*. 13349–13358.
- [2] Wentao Bao, Qi Yu, and Yu Kong. 2022. OpenTAL: Towards Open Set Temporal Action Localization. In *Proceedings of the IEEE conference on computer vision and pattern recognition*. 2979–2989.
- [3] David Berthelot, Nicholas Carlini, Ian Goodfellow, Nicolas Papernot, Avital Oliver, and Colin A Raffel. 2019. Mixmatch: A holistic approach to semi-supervised learning. *Advances in neural information processing systems* 32 (2019).
- [4] David Berthelot, Rebecca Roelofs, Kihyuk Sohn, Nicholas Carlini, and Alex Kurakin. 2021. Adamatch: A unified approach to semi-supervised learning and domain adaptation. *arXiv preprint arXiv:2106.04732* (2021).

- [5] Marc-André Carboneau, Veronika Cheplygina, Eric Granger, and Ghyslaine Gagnon. 2018. Multiple instance learning: A survey of problem characteristics and applications. *Pattern Recognition* 77 (2018), 329–353.
- [6] Yanbei Chen, Xiatian Zhu, Wei Li, and Shaogang Gong. 2020. Semi-supervised learning under class distribution mismatch. In *Proceedings of the AAAI Conference on Artificial Intelligence*, Vol. 34. 3569–3576.
- [7] Danruo Deng, Guangyong Chen, Yang Yu, Furui Liu, and Pheng-Ann Heng. 2023. uncertainty estimation by fisher information-based evidential deep learning. *arXiv preprint arXiv:0712.0248* (2023).
- [8] Jia Deng, Wei Dong, Richard Socher, Li-Jia Li, Kai Li, and Li Fei-Fei. 2009. Imagenet: A large-scale hierarchical image database. In *Proceedings of the IEEE conference on computer vision and pattern recognition*. 248–255.
- [9] Chuan Guo, Geoff Pleiss, Yu Sun, and Kilian Q Weinberger. 2017. On calibration of modern neural networks. In *International conference on machine learning*. PMLR, 1321–1330.
- [10] Lan-Zhe Guo, Zhen-Yu Zhang, Yuan Jiang, Yu-Feng Li, and Zhi-Hua Zhou. 2020. Safe deep semi-supervised learning for unseen-class unlabeled data. In *International conference on machine learning*. PMLR, 3897–3906.
- [11] Kaiming He, Xiangyu Zhang, Shaoqing Ren, and Jian Sun. 2016. Deep residual learning for image recognition. In *Proceedings of the IEEE conference on computer vision and pattern recognition*. 770–778.
- [12] Dan Hendrycks and Kevin Gimpel. 2016. A baseline for detecting misclassified and out-of-distribution examples in neural networks. *arXiv preprint arXiv:1610.02136* (2016).
- [13] Junkai Huang, Chaowei Fang, Weikai Chen, Zhenhua Chai, Xiaolin Wei, Pengxu Wei, Liang Lin, and Guanbin Li. 2021. Trash to treasure: harvesting OOD data with cross-modal matching for open-set semi-supervised learning. In *Proceedings of the IEEE/CVF international conference on computer vision*. 8310–8319.
- [14] Takashi Ishida, Gang Niu, Weihua Hu, and Masashi Sugiyama. 2017. Learning from complementary labels. *Advances in neural information processing systems* 30 (2017).
- [15] Audun Jøsang. 2016. *Subjective logic*. Vol. 3. Springer.
- [16] Alex Krizhevsky, Geoffrey Hinton, et al. 2009. Learning multiple layers of features from tiny images. (2009).
- [17] Dong-Hyun Lee et al. 2013. Pseudo-label: The simple and efficient semi-supervised learning method for deep neural networks. In *Workshop on challenges in representation learning, ICML*, Vol. 3. 896.
- [18] Andrey Malinin and Mark Gales. 2018. Predictive uncertainty estimation via prior networks. *Advances in neural information processing systems* 31 (2018).
- [19] Jiparkactive Younghyun Park, Soyeon Kim, Wonjeong Choi, Dong-Jun Han, and Jaekyun Moon. [n. d.]. Active Learning for Object Detection with Evidential Deep Learning and Hierarchical Uncertainty Aggregation. In *International Conference on Learning Representations*.
- [20] Kuniaki Saito, Donghyun Kim, and Kate Saenko. 2021. Openmatch: Open-set semi-supervised learning with open-set consistency regularization. *Advances in neural information processing systems* 34 (2021), 25956–25967.
- [21] Kuniaki Saito and Kate Saenko. 2021. Ovanet: One-vs-all network for universal domain adaptation. In *Proceedings of the IEEE/CVF international conference on computer vision*. 9000–9009.
- [22] Murat Sensoy, Lance Kaplan, and Melih Kandemir. 2018. Evidential deep learning to quantify classification uncertainty. *Advances in neural information processing systems* 31 (2018).
- [23] Kari Sentz and Scott Ferson. 2002. Combination of evidence in Dempster-Shafer theory. (2002).
- [24] Kihyuk Sohn, David Berthelot, Nicholas Carlini, Zizhao Zhang, Han Zhang, Colin A Raffel, Ekin Dogus Cubuk, Alexey Kurakin, and Chun-Liang Li. 2020. Fixmatch: Simplifying semi-supervised learning with consistency and confidence. *Advances in neural information processing systems* 33 (2020), 596–608.
- [25] Ava P Soleimany, Alexander Amini, Samuel Goldman, Daniela Rus, Sangeeta N Bhatia, and Connor W Coley. 2021. Evidential deep learning for guided molecular property prediction and discovery. *ACS central science* 7, 8 (2021), 1356–1367.
- [26] Christian Szegedy, Vincent Vanhoucke, Sergey Ioffe, Jon Shlens, and Zbigniew Wojna. 2016. Rethinking the inception architecture for computer vision. In *Proceedings of the IEEE conference on computer vision and pattern recognition*. 2818–2826.
- [27] Oriol Vinyals, Charles Blundell, Timothy Lillicrap, Daan Wierstra, et al. 2016. Matching networks for one shot learning. *Advances in neural information processing systems* 29 (2016).
- [28] Xudong Wang, Zhirong Wu, Long Lian, and Stella X Yu. 2022. Debaised learning from naturally imbalanced pseudo-labels. In *Proceedings of the IEEE conference on computer vision and pattern recognition*. 14647–14657.
- [29] Yidong Wang, Hao Chen, Qiang Heng, Wenxin Hou, Marios Savvides, Takahiro Shinozaki, Bhiksha Raj, Zhen Wu, and Jindong Wang. 2022. Freematch: Self-adaptive thresholding for semi-supervised learning. *arXiv preprint arXiv:2205.07246* (2022).
- [30] Andrew G Wilson and Pavel Izmailov. 2020. Bayesian deep learning and a probabilistic perspective of generalization. *Advances in neural information processing systems* 33 (2020), 4697–4708.
- [31] Yi Xu, Lei Shang, Jinxing Ye, Qi Qian, Yu-Feng Li, Baigui Sun, Hao Li, and Rong Jin. 2021. Dash: Semi-supervised learning with dynamic thresholding. In *International conference on machine learning*. PMLR, 11525–11536.
- [32] Qing Yu, Daiki Ikami, Go Irie, and Kiyoharu Aizawa. 2020. Multi-task curriculum framework for open-set semi-supervised learning. In *Computer Vision–ECCV 2020: 16th European Conference, Glasgow, UK, August 23–28, 2020, Proceedings, Part XII* 16. Springer, 438–454.
- [33] Sergey Zagoruyko and Nikos Komodakis. 2016. Wide residual networks. *arXiv preprint arXiv:1605.07146* (2016).
- [34] Bowen Zhang, Yidong Wang, Wenxin Hou, Hao Wu, Jindong Wang, Manabu Okumura, and Takahiro Shinozaki. 2021. Flexmatch: Boosting semi-supervised learning with curriculum pseudo labeling. *Advances in neural information processing systems* 34 (2021), 18408–18419.
- [35] Xujiang Zhao, Feng Chen, Shu Hu, and Jin-Hee Cho. 2020. Uncertainty aware semi-supervised learning on graph data. *Advances in neural information processing systems* 33 (2020), 12827–12836.
- [36] Mingkai Zheng, Shan You, Lang Huang, Fei Wang, Chen Qian, and Chang Xu. 2022. Simmatch: Semi-supervised learning with similarity matching. In *Proceedings of the IEEE conference on computer vision and pattern recognition*. 14471–14481.