

# Quantics Tensor Cross Interpolation for High-Resolution, Parsimonious Representations of Multivariate Functions in Physics and Beyond

Marc K. Ritter,<sup>1</sup> Yurriel Núñez Fernández,<sup>2</sup> Markus Wallerberger,<sup>3</sup>

Jan von Delft,<sup>1</sup> Hiroshi Shinaoka,<sup>4</sup> and Xavier Waintal<sup>2</sup>

<sup>1</sup>*Arnold Sommerfeld Center for Theoretical Physics, Center for NanoScience, and Munich Center for Quantum Science and Technology, Ludwig-Maximilians-Universität München, 80333 Munich, Germany*

<sup>2</sup>*Université Grenoble Alpes, CEA, Grenoble INP, IRIG, Pheliqs, F-38000 Grenoble, France*

<sup>3</sup>*Institute of Solid State Physics, TU Wien, 1040 Vienna, Austria*

<sup>4</sup>*Department of Physics, Saitama University, Saitama 338-8570, Japan*

(Dated: March 21, 2023)

Multivariate functions of continuous variables arise in countless branches of science. Numerical computations with such functions typically involve a compromise between two contrary desiderata: accurate resolution of the functional dependence, versus parsimonious memory usage. Recently, two promising strategies have emerged for satisfying both requirements: (i) The *quantics* representation, which expresses functions as multi-index tensors, with each index representing one bit of a binary encoding of one of the variables; and (ii) *tensor cross interpolation* (TCI), which, if applicable, yields parsimonious interpolations for multi-index tensors. Here, we present a strategy, *quantics TCI* (QTCI), which combines the advantages of both schemes. We illustrate its potential with an application from condensed matter physics: the computation of Brillouin zone integrals.

DOI:

*Introduction.*— Let  $f$  be a multivariate function of  $n$  continuous, real variables  $u_i$  ( $i = 1, \dots, n$ ):

$$f: U \subset \mathbb{R}^n \rightarrow \mathbb{C}, \quad \mathbf{u} = (u_1, \dots, u_n) \mapsto f(\mathbf{u}). \quad (1)$$

Such functions arise in essentially all branches of science. In physics, e.g., they could stand for the fields used in classical or quantum field theories, with  $\mathbf{u} = (\mathbf{x}, t)$  or  $\mathbf{u} = (\mathbf{k}, \omega)$  representing space-time or momentum-frequency variables in  $n = \mathcal{D} + 1$  dimensions, respectively; or for  $m$ -point correlation functions of such fields, with  $\mathbf{u} = (\mathbf{x}_1, t_1, \dots, \mathbf{x}_m, t_m)$  and  $n = m(\mathcal{D} + 1)$ , etc.

Often such functions have structure (peaks, wiggles, divergences, even discontinuities) on length/time scales or momentum/frequency scales differing by orders of magnitude. Then, their numerical treatment is challenging due to two contrary requirements: On the one hand, accurate resolution of small-scale structures requires a fine-grained discretization grid, while large-scale structures require a large domain of definition  $U$ ; and on the other hand, memory usage should be parsimonious, hence a fine-grained grid cannot be used throughout  $U$ . In practice, compromises are needed, sacrificing resolution and/or restricting  $U$  to limit memory costs, or using non-uniform grid spacings to resolve some parts of  $U$  more finely than others.

Very recently, in different branches of physics, it was pointed out that if the structures in  $f$  exhibit *scale separation*, in a sense made precise below, they can be encoded both accurately and parsimoniously, on both small and large scales [1–4]. This is done using a representation first discussed in the context of quantum information [5–8], independently introduced in the mathematics literature by Oseledets, [9] and dubbed the *quantics* representation by Khoromskij [10]: it encodes each variable  $u_i$  through  $R$

binary digits, or bits, and expresses  $f(\mathbf{u})$  as a multi-index tensor  $f_{\sigma_1 \dots \sigma_{\mathcal{L}}}$ , with  $\mathcal{L} = nR$ , where each index represents a bit. If  $f$  exhibits scale separation, this tensor is highly compressible, i.e. it can be well approximated by a tensor train (TT) of fairly low rank. These previous works found the TT via singular value decomposition (SVD) of the full tensor, demonstrating that low-rank quantics TT (QTT) representations *exist*. It remains to design more practical algorithms to find them, since the computational costs of the SVD approach grow exponentially with  $\mathcal{L}$ .

In an unrelated very recent development [11], TT representations were used for multivariate correlation functions arising in diagrammatic Monte Carlo methods (albeit without using the quantics encoding). It was found that these TTs are not only highly compressible, but that the compression can be achieved very efficiently using the *tensor cross interpolation* (TCI) algorithm. This technique, pioneered by Oseledets [12] and improved by Dolgov and Savostyanov [13], is computationally exponentially cheaper than SVDs (albeit theoretically less optimal, though with controlled errors).

The purpose of this paper is to point out that quantics TTs and TCI can be combined. This leads to a strategy which we call *quantics tensor cross interpolation* (QTCI). It has several highly desirable properties: (i) Arbitrary resolution via an exponentially large grid with  $2^R$  points for each variable, obtained at a cost linear in  $R$ . (ii) Efficient construction of the QTCI at cost linear in  $\mathcal{L} = nR$ . (iii) Access to many ultrafast algorithms once the QTCI has been obtained [1, 4, 14–16]; for instance, integrals, convolutions and Fourier transforms can be computed at  $\mathcal{O}(\mathcal{L})$  costs (i.e. exponentially cheaper than standard fast Fourier transforms). (iv) More generally, TT represen-



and choice of pivots; it can be improved systematically by adding more pivots. If  $D = \text{rank}(A)$ , one can obtain an exact representation of the full matrix,  $A = \tilde{A}$ , [12].

Tensors can be unfolded by iteratively using MCI while treating multiple indices (e.g.  $\sigma_2 \dots \sigma_{\mathcal{L}}$ ) as a single composite index, e.g.  $f_{\sigma_1 \sigma_2 \dots \sigma_{\mathcal{L}}} \approx [C_1]_{1\beta_1}^{\sigma_1} [P_1^{-1}]_{\beta_1 \alpha_1} [R_1]_{\alpha_1}^{\sigma_2 \dots \sigma_{\mathcal{L}}}$ . Iterative application of MCI to each new tensor on the right ultimately yields a fully unfolded TT,  $f_{\sigma} \approx f_{\sigma}^{\text{QTCI}}$ :

$$\overline{\sigma_1 \sigma_2 \dots \sigma_{\mathcal{L}}} \approx \overline{\sigma_1} \diamond \overline{\sigma_2 \dots \sigma_{\mathcal{L}}} \approx \dots \approx \overline{\sigma_1} \diamond \overline{\sigma_2} \diamond \dots \diamond \overline{\sigma_{\mathcal{L}}}.$$

(A TT of the form (4) is obtained by defining  $M_{\ell} = C_{\ell} P_{\ell}^{-1}$ ,  $\overline{\sigma} = \overline{\sigma} \diamond \overline{\sigma}$ .) This naive algorithm is inefficient, but illustrates how the interpolation properties of MCI carry over to TCI. In practice, it is more efficient to use a sweeping algorithm, successively sampling more function values  $f_{\sigma}$  and adding pivots to each tensor until the relative error  $\varepsilon$ , which decreases during sweeping, drops below a specified tolerance  $\epsilon$  [11]. We define  $\varepsilon$  as  $\max_{\sigma \in S} |f_{\sigma}^{\text{QTCI}} - f_{\sigma}| / \max_{\sigma \in S} |f_{\sigma}|$ , where  $S$  is the set of all indices sampled while constructing  $f_{\sigma}^{\text{QTCI}}$ .

*Integration.*— The integral over a function  $f$  in QTT form is easily accessible in  $\mathcal{O}(D_{\max}^2 \mathcal{L})$  steps [11, 20]. It can be approximated by a Riemann sum since the quantics grid is exponentially fine, and all  $\sigma_{\ell}$  sums can be performed independently due to the TT's factorized form:

$$\int_{I^n} d^n \mathbf{u} f(\mathbf{u}) \approx \frac{1}{2^{\mathcal{L}}} \sum_{\sigma} f_{\sigma} \approx \frac{1}{2^{\mathcal{L}}} \prod_{\ell} \sum_{\sigma_{\ell}} [M_{\ell}]^{\sigma_{\ell}}. \quad (5)$$

*1D example.*— We first demonstrate QTCI for computing the integral  $I[f] = \int_0^{\ln(20)} dx f(x)$  of the function  $f(x) = \cos(\frac{x}{B}) \cos(\frac{x}{4\sqrt{5}B}) e^{-x^2} + 2e^{-x}$  with  $B = 2^{-30} \approx 10^{-9}$ . This function, shown in Fig. 1(a), involves structure on widely different scales: rapid, incommensurate oscillations and a slowly decaying envelope. A standard representation thereof on an equidistant mesh would require much more than  $\mathcal{O}(1/B)$  sampling points, as would the computation of the integral  $I[f] = \frac{19}{10} + \mathcal{O}(e^{-1/(4B^2)})$ . By contrast, for a quantics representation, it suffices to choose  $R$  somewhat larger than 30 (ensuring  $2^{-R} \ll B$ ); and since the information content of  $f(x)$  is not very high,  $f_{\sigma}$  is strongly compressible. We unfolded it using QTCI with  $\epsilon = 10^{-8}$  and  $R = 50$  (quite a bit larger than 30, just to demonstrate the capabilities of TCI). Figure 1(b) shows the resulting profile of  $D_{\ell}$  vs.  $\ell$ , revealing the scale separation inherent in  $f(x)$ : the initial growth of the bond dimension,  $D_{\ell} \sim e^{\ell}$ , quickly stops at a fairly small maximum,  $D_{\max} = 15$ , confirming strong compressibility; thereafter,  $D_{\ell}$  decreases steadily with  $\ell$ , becoming  $\mathcal{O}(1)$  for  $\ell$  larger than 30, since  $f(x)$  has very little structure at scales below  $2^{-30}$ . Remarkably, although  $f_{\sigma}$  has  $2^{50} \approx 10^{15}$  elements, the TCI algorithm finds the relevant structure using only 8706 samples, i.e. roughly 1 sample per 59000 oscillations. Nevertheless, it yields an accurate

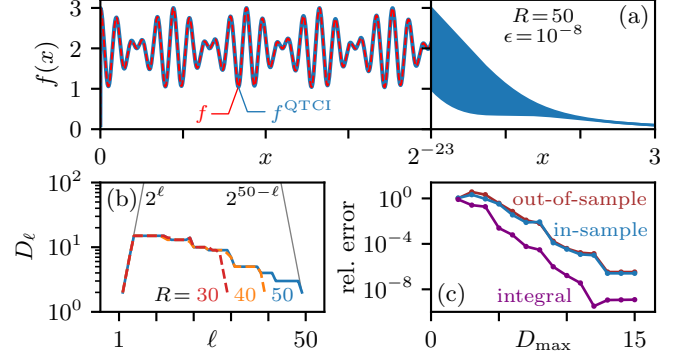


FIG. 1. QTCI representation of a rapidly oscillating function, for  $\mathcal{L} = R = 50$  with tolerance  $\epsilon = 10^{-8}$ . (a) Plot of  $f(x)$  (see text). Left: the interval  $x \in [0; 2^{-23}]$ ; red dashed: the actual function, blue: its QTCI representation. Right: the envelope structure up to  $x = \log(20) \approx 3$ ; the rapid oscillations are not resolvable on this scale. (b) Virtual bond dimensions  $D_{\ell}$  of the QTT, for  $R = 30, 40, 50$ . Gray lines indicate how  $D_{\ell}^{R=50}$  would grow without any truncation. (c) Relative error estimates as a function of  $D_{\max} = \max(D_{\ell})$ , for  $R = 50$ .

representation of  $f(x)$ : the in-sample error, the out-of-sample error (defined as maximum error over 2000 random samples), and the error for the integral  $I[f]$ , computed via Eq. (5), all decrease exponentially with  $D_{\max}$  (Fig. 1(c)). The runtimes for computing  $I[f]$  using QTCI or adaptive Gauss-Kronrod quadrature are 44 ms vs. 6 hours on an Intel Xeon W-2245 processor, illustrating the efficiency of QTCI vs. conventional approaches.

*Haldane model.*— As an example with relevance in physics, we apply QTCI to the Green's function and Berry curvature of the well-known Haldane model [17]. It is one of the simplest models with topological properties, yet produces non-trivial structure with multiple peaks and sign changes in reciprocal space. Its Bloch Hamiltonian is

$$H(\mathbf{k}) = \sum_{i=1}^3 \left[ \sigma^1 \cos(\mathbf{k} \cdot \mathbf{a}_i) + \sigma^2 \sin(\mathbf{k} \cdot \mathbf{a}_i) \right] + \sigma^3 \left[ m - 2t_2 \sum_{i=1}^3 \sin(\mathbf{k} \cdot \mathbf{b}_i) \right], \quad (6)$$

where  $\sigma^{\mu}$  are Pauli matrices,  $\mathbf{k} = (k_x, k_y)$ , while  $\mathbf{a}_{1,2,3}$  connect nearest neighbors and  $\mathbf{b}_{1,2,3}$  next-nearest neighbors of a honeycomb lattice. Compared to Haldane's more general version of the model, we fix his parameters  $\phi = \frac{\pi}{2}$ ,  $t_1 = 1$  and set  $t_2 = 0.1$ . The parameter  $m$  tunes the model through two phase transitions:  $|m| < m_c = t_2 3\sqrt{3}$  yields a Chern insulator with Chern number  $\mathcal{C} = -1$ , and  $|m| > m_c$  a trivial phase with  $\mathcal{C} = 0$  [17]. At  $m = \pm m_c$ , a single Dirac point appears at  $\mathbf{k} = (\mp \frac{4}{3}\pi, 0)$  and symmetry-related  $\mathbf{k}$ ; there, the Chern number is  $\mathcal{C} = -\frac{1}{2}$  [21].

*Green's function in reciprocal space.*— To illustrate QTCI for the Haldane model, we study the momentum dependence of the Green's function,  $G(\mathbf{k}, i\omega_0) = \text{Tr}[(i\omega_0 - H(\mathbf{k}) + \mu)^{-1}]$ , with  $\omega_0 = \pi/\beta$  the lowest fermionic Matsubara frequency and  $\text{Tr}$  traces over the  $2 \times 2$  space of  $H$ .

Figure 2(a) shows an intensity plot of the QTCI representation of  $G$  in reciprocal space; Fig. 2(b) shows that

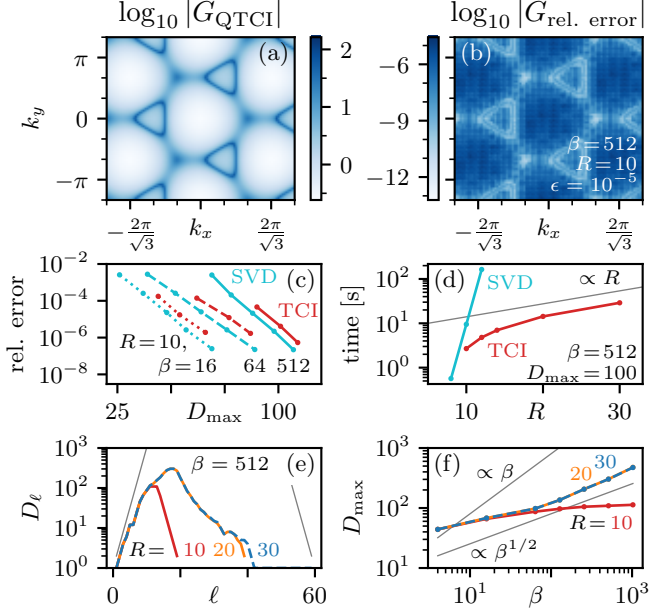


FIG. 2. Green's function  $G(\mathbf{k})$  of the Haldane model, computed with error tolerance  $\epsilon = 10^{-5}$  throughout. (a,b) QTCI of the  $|G|$  and its relative error,  $|G_{\text{QTCI}} - G|/|G|$ , for  $\beta = 512$ ,  $R = 10$ . (c,d) Comparison of QTT unfoldings via SVD and TCI, showing (c) the relative error vs. the maximum bond dimension for  $R = 10$  and  $\beta = 16, 64, 512$ ; and (d) runtimes vs.  $R$  for  $\beta = 512$ ,  $D_{\text{max}} = 100$ . (e,f) QTCI bond dimensions for  $R = 10, 20, 30$ , showing (e)  $D_\ell$  vs.  $\ell$  for  $\beta = 512$ ; and (f)  $D_{\text{max}}$  vs.  $\beta$ .

the relative error w.r.t. the exact value is below  $10^{-5}$  throughout, hence the momentum dependence is captured accurately. There are small Fermi surfaces around  $\mathbf{k} = (-\frac{4}{3}\pi, 0)$  and symmetry-related  $\mathbf{k}$ . To construct QTTs, we define  $f_\sigma = G(\mathbf{k}, i\pi/\beta)$ , where  $\sigma$  encodes  $\mathbf{k}$  and  $\beta$  is fixed. Figure 2(c) shows the relative in-sample error as a function of  $D_{\text{max}}$  for TTs constructed with  $R = 10$  for  $\beta = 16, 64, 512$ , using either SVD or TCI. For both, the error decreases exponentially as  $D_{\text{max}}$  increases. Moreover, TCI is nearly optimal, achieving the same error as SVD for a  $D_{\text{max}}$  that is only a few percent larger.

Figure 2(d) shows how SVD and TCI runtimes depend on the number of bits,  $R$ , for a fixed  $D_{\text{max}}$  at large  $\beta = 512$ , where the features in  $G$  are sharp. The times, including function evaluations, were measured on a single CPU core of AMD EPYC 7702P. The SVD runtimes become prohibitively large for  $R > 10$  due to exponential scaling; by contrast, the TCI runtimes depend only mildly on  $R$ .

Figure 2(e) shows how TCI profiles of  $D_\ell$  vs.  $\ell$  depend on  $R$ , for  $\beta = 512$  and a specified error tolerance  $\epsilon = 10^{-5}$ . The bond dimension initially grows as  $D_\ell \sim 2^\ell$ , reaches a maximum near  $\ell \approx 20$ , then decreases back to 1. The curves for  $R=20$  and  $30$  almost coincide, indicating that a good resolution of the sharp features at  $\beta = 512$  requires  $R > 20$ —well beyond the reach of SVD unfoldings.

The low computational cost of TCI allows us to investigate the  $\beta$  dependence of  $D_{\text{max}}$  up to  $\beta = 1024$ .

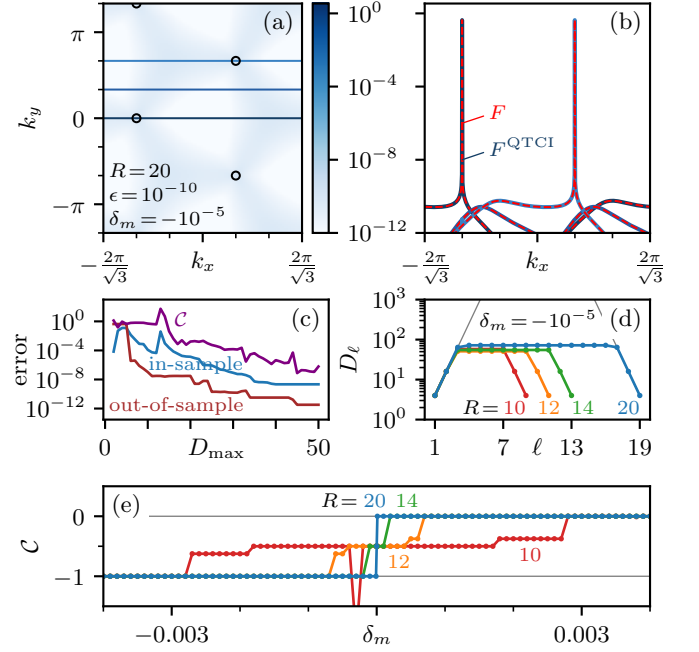


FIG. 3. Evaluation of the Chern number in the Haldane model using QTCI for the Berry flux  $F(\mathbf{k})$ , with error tolerance  $\epsilon = 10^{-10}$  throughout. (a) QTCI of  $F(\mathbf{k})$  on the integration domain (circles mark peak positions); (b) cuts through  $F(\mathbf{k})$  along the colored lines shown in (a) and (c) errors for  $F(\mathbf{k})$  and  $C$  as functions of  $D_{\text{max}}$ , all computed for  $\delta_m = -10^{-5}$ ,  $R = 20$ . (d) Bond dimension  $D_\ell$  for QTTs of length  $R = 10, 12, 14, 20$ . (e) Chern number  $C$  as a function of  $\delta_m$ , for four choices of  $R$ .

Figure 2(f) suggests  $D_{\text{max}} \propto \beta^\alpha$  with  $\alpha \approx 1/2$  for large  $\beta$ . Remarkably, this growth is slower than that,  $D_{\text{max}} \propto \beta$ , conjectured for a scheme based on SVD and patching [4]. A detailed analysis for general models and higher spatial dimensions is an interesting topic for future research.

*Chern number.*— Finally, we consider the Chern number,  $C$ , for the Haldane model at  $\mu = 0$  and  $\beta = \infty$ . To avoid cumbersome gauge-fixing procedures, we use the gauge-invariant method described in Ref. [22]. First, we discretize the Brillouin Zone (BZ) into  $2^R \times 2^R$  plaquettes. Then, the Chern number can be obtained from a sum over plaquettes,  $C \approx \frac{1}{2\pi i} \sum_{\mathbf{k} \in \text{BZ}} F(\mathbf{k})$ , where  $F(\mathbf{k}) \approx -i \arg(\langle \psi_{\mathbf{k}_1} | \psi_{\mathbf{k}_2} \rangle \langle \psi_{\mathbf{k}_2} | \psi_{\mathbf{k}_3} \rangle \langle \psi_{\mathbf{k}_3} | \psi_{\mathbf{k}_4} \rangle \langle \psi_{\mathbf{k}_4} | \psi_{\mathbf{k}_1} \rangle)$  is the Berry flux through the plaquette with corners  $\mathbf{k}_1 \dots \mathbf{k}_4$ , and  $|\psi_{\mathbf{k}}\rangle$  are valence band wave functions.

Close to the transition, for small  $\delta_m = m - m_c$ , the band gap is  $2\delta_m$ . This induces peaks of width  $\sim \delta_m$  in the Berry flux  $F(\mathbf{k})$ , shown in Figs. 3(a, b) for  $\delta_m = 10^{-5}$ . There, we used a fused quantics representation with  $R = 20$ , ensuring a mesh spacing  $2^{-R}$  well smaller than  $\delta_m$ . Whereas a calculation of  $C$  via direct summation or SVD unfolding would require  $2^{2R} \approx 10^{12}$  function evaluations, QTCI is much more efficient: for a relative tolerance of  $\epsilon = 10^{-10}$ , it needed only  $4 \times 10^5$  samples (and 20 s runtime on a single core of an Apple M1 processor). It yielded a QTT with maximum bond dimension  $D_{\text{max}} = 50$ , and a Chern number within  $10^{-6}$  of the expected value  $C = -1$ .

(see Figs. 3(c,d)). When plotted as a function of  $\delta_m$ ,  $C$  shows a sharp step from  $-1$  to  $0$  at  $\delta_m = 0$  if computed using  $R = 20$  (Fig. 3(e)), beautifully demonstrating that the  $\mathbf{k}$  mesh is fine enough. For smaller  $R$  the mesh becomes too coarse, incorrectly yielding a plateau at  $-1/2$  instead of a sharp step.

For benchmarking purposes, we deliberately chose a model that is analytically solvable. However, our prior knowledge of the peak positions of the Berry curvature was not made available to TCI. This demonstrates its reliability in finding sharp structures, provided enough qubits are provided to resolve them. Random sampling misses these sharp structures, which is why in Fig. 3(c) the out-of-sample error, obtained from 2000 random samples, lies well below the in-sample error.

*Outlook.*— We have shown that the combination of the qubit representation [1–10] with TCI [11–13] is a powerful tool for uncovering low-rank structures in exponentially large, yet very common objects: functions of few variables resolved with high resolution. Numerical work with such objects always involves truncations—the radically new perspective opened up by QTCI is that they can be performed at *polynomial costs* by discarding weak entanglement between different scales. Once a low-rank QTT has been found, it may be further used within one of the many existing MPO/MPS algorithms [1, 4, 14–16].

We anticipate that the class of problems for which QTCI can be instrumental is actually very large, reaching well beyond the scope of physics. Intuitively speaking, the only requirement is that the functions should entail some degree of scale separation and not be too irregular (since random structures are not compressible). Thus, a large new research arena, potentially connecting numerous different branches of science, awaits exploration. Fruitful challenges: establish criteria for which types of multivariate functions admit low-rank QTT representations; develop improved algorithms for constructing low-rank approximations to tensors; and above all, explore the use of QTCI for any of the innumerable problems in science requiring high-resolution numerics. The initial diagnosis is easy: simply use SVDs or QTCI [23] to check whether the functions of interest are compressible or not!

We thank Takashi Koretsune and Björn Sbierski for inspiring discussions, and Jeongmin Shim for important help at the beginning of this work. We carried out part of the calculations using computer code based on ITensors.jl [24] written in Julia [25]. HS was supported by JSPS KAKENHI Grants No. 21H01041, and No. 21H01003, and JST PRESTO Grant No. JPMJPR2012, Japan. XW acknowledges funding from the Plan France 2030 ANR-22-PETQ-0007 “EPIQ”; and JvD from the Deutsche Forschungsgemeinschaft under Germany’s Excellence Strategy EXC-2111 (Project No. 390814868), and the Munich Quantum Valley, supported by the Bavarian state government with funds from the Hightech Agenda Bayern Plus.

- [1] J. J. García-Ripoll, Quantum-inspired algorithms for multivariate analysis: from interpolation to partial differential equations, *Quantum* **5**, 431 (2021).
- [2] E. Ye and N. F. G. Loureiro, Quantum-inspired method for solving the Vlasov-Poisson equations, *Phys. Rev. E* **106**, 035208 (2022).
- [3] N. Gourianov, M. Lubasch, S. Dolgov, Q. Y. van den Berg, H. Babae, P. Givi, M. Kiffner, and D. Jaksch, A quantum inspired approach to exploit turbulence structures, *Nature Computational Science* **2**, 30 (2022).
- [4] H. Shinaoka, M. Wallerberger, Y. Murakami, K. Nogaki, R. Sakurai, P. Werner, and A. Kauch, Multi-scale space-time ansatz for correlation functions of quantum systems, *arXiv:2210.12984 [cond-mat.str-el]* (2022).
- [5] S. Wiesner, Simulations of many-body quantum systems by a quantum computer, *arXiv:quant-ph/9603028* (1996).
- [6] C. Zalka, Efficient simulation of quantum systems by quantum computers, *Proc. Royal Soc. London A*, **454**, 313 (1998).
- [7] L. Grover and T. Rudolph, Creating superpositions that correspond to efficiently integrable probability distributions, *arXiv:quant-ph/0208112* (2002).
- [8] J. I. Latorre, Image compression and entanglement, *arXiv:quant-ph/0510031* (2005).
- [9] I. V. Oseledets, Approximation of matrices with logarithmic number of parameters, *Doklady Mathematics* **80**, 653 (2009).
- [10] B. N. Khoromskij,  $\mathcal{O}(d \log n)$ -quantics approximation of  $n - d$  tensors in high-dimensional numerical modeling, *Constructive Approximation* **33**, 257 (2011).
- [11] Y. Núñez Fernández, M. Jeannin, P. T. Dumitrescu, T. Kloss, J. Kaye, O. Parcollet, and X. Waintal, Learning Feynman diagrams with tensor trains, *Phys. Rev. X* **12**, 041018 (2022).
- [12] I. V. Oseledets, Tensor-train decomposition, *SIAM Journal on Scientific Computing* **33**, 2295 (2011).
- [13] S. Dolgov and D. Savostyanov, Parallel cross interpolation for high-precision calculation of high-dimensional integrals, *Computer Physics Communications* **246**, 106869 (2020).
- [14] U. Schollwöck, The density-matrix renormalization group in the age of matrix product states, *Ann. Phys.* **326**, 96 (2011).
- [15] M. Lubasch, P. Moinier, and D. Jaksch, Multigrid renormalization, *J. Computational Phys.* **372**, 587 (2018).
- [16] P. García-Molina, L. Tagliacozzo, and J. J. García-Ripoll, Global optimization of MPS in quantum-inspired numerical analysis, (2023), *arXiv:2303.09430 [quant-ph]*.
- [17] F. D. M. Haldane, Model for a quantum hall effect without Landau levels: Condensed-matter realization of the “parity anomaly”, *Phys. Rev. Lett.* **61**, 2015 (1988).
- [18] For example, for  $n = 2$ ,  $R = 3$ , the point  $(u_1, u_2) = (\frac{5}{8}, \frac{4}{8})$  has the binary representation (101, 100). In the *interleaved* form, the bits are reordered such that  $f(\frac{5}{8}, \frac{4}{8})$  is represented by  $f_\sigma = f_{110010}$ ; in *fused* form, by  $f_{\tilde{\sigma}} = f_{301}$ .
- [19] I. V. Oseledets, Approximation of  $2^d \times 2^d$  matrices using tensor decomposition, *SIAM Journal on Matrix Analysis and Applications* **31**, 2130 (2010).
- [20] I. Oseledets and E. Tyrtyshnikov, TT-cross approximation for multidimensional arrays, *Linear Algebra and its Applications* **432**, 70 (2010).

- [21] H. Watanabe, Y. Hatsugai, and H. Aoki, Manipulation of the Dirac cones and the anomaly in the graphene related quantum Hall effect, *J. Phys.: Conf. Ser.* **334**, 012044 (2011).
- [22] T. Fukui, Y. Hatsugai, and H. Suzuki, Chern numbers in discretized Brillouin zone: Efficient method of computing (spin) Hall conductances, *J. Phys. Soc. Jpn.* **74**, 1674 (2005).
- [23] A ready-for-use QTCI toolbox will be published via a git repository in the near future.
- [24] M. Fishman, S. White, and E. Stoudenmire, The ITensor software library for tensor network calculations, SciPost Phys. Codebases [10.21468/scipostphyscodeb.4](https://doi.org/10.21468/scipostphyscodeb.4) (2022).
- [25] J. Bezanson, A. Edelman, S. Karpinski, and V. B. Shah, Julia: A fresh approach to numerical computing, *SIAM review* **59**, 65 (2017).