
Vibration Signal Denoising Using Deep Learning

Yuyan Wu*

Senyang Jiang[†]

Youzhi Liang[‡]

1 Introduction

Structure vibration signals induced by footsteps are widely used for tasks like occupant identification [1], localization [2], human activity inference [3], structure health monitoring [4] and so on. The vibration signals are collected as time series with amplitude values. However, the collected signals are always noisy in practice due to the influence of environmental noise, electromagnetic interference and other factors. The presence of noise affects the process of signal analysis, thus affecting the accuracy and error of the final tasks.

1.1 Related Works

Currently, there are a lot of previous works related to signal denoising. These denoising methods are widely used for the denoising of speech signals, bioacoustic signals and electrocardiogram (ECG) signals. The methods can be divided into conventional methods and deep learning methods. The conventional methods include linear filtering, spectrum subtraction and statistical-based approaches for noise removal such as wiener filtering. Deep learning-based signal denoising are popular in recent years for its ability to model non-stationary noise environments. There are many neural network structures proposed in previous works like RNNoise [5], Demucs [6], DCCRN[7]. Many deep learning methods are tried for structure vibration signals denoising in previous research like [8] and [9]. These works demonstrate the superiority of deep learning for signal-denoising tasks.

Our task is to reduce the noise from the footstep-induced vibration signals. In this project, we are considering two kinds of noises. One is the stationary noise due to circuit interference, which includes Gaussian-distribution noise, white noise and so on. Another is the non-stationary noises such as the vibrations caused by items dropping, door closing, music noise, etc.

2 Dataset

We cannot directly get the vibration signal without the noise because there always exists electrical noise when collecting data. So we consider using the simulation method to get a clean signal and add the common distribution of noises to it for training and testing. To get the noise distribution from item dropping, we collected the floor vibration signals caused by item dropping to the ground.

2.1 Abaqus Synthetic Dataset

We used Abaqus to build a model to simulate the vibration signal generated by the floor after applying an impact force. We change the sensing location, the thickness of the plate, and the force and generated a series of signals. The model built and the signal simulated is shown in Fig. 1 (a).

Using the synthetic clean signal from Abaqus, we can apply noise on top of it to simulate the noisy signals we would get in real scenarios. For this paper, we start with Gaussian noises. For each set of

*SUNet ID: wuyuyan, Department of Civil and Environmental Engineering, Stanford University, wuyuyan@stanford.edu

[†]SUNet ID: senyangj, Department of Computer Science, Stanford University, senyangj@stanford.edu

[‡]SUNet ID: youzhil, Department of Computer Science, Stanford University, youzhil@stanford.edu

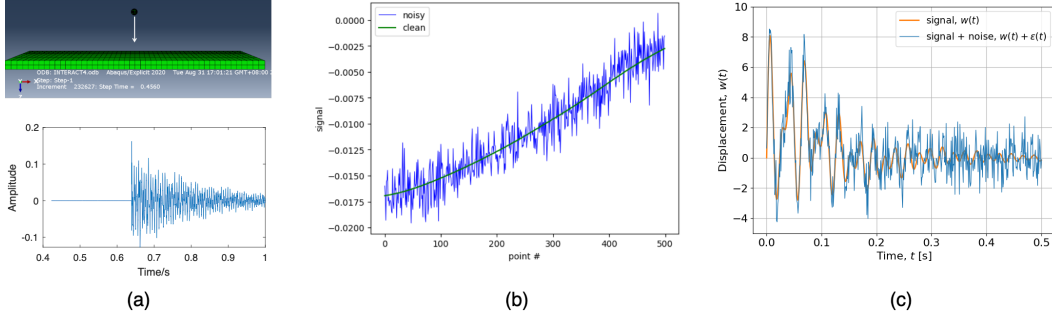


Figure 1: (a) The Abaqus model and the generated vibration signal (b) Clean signal from Abacus vs. noisy signal after applying Gaussian noise (c) An example of the signals generated based on Eqn. 1, displacement overlaid with a supplemental Gaussian noise, $w(t)$ as a function of time, t [s].

the signal, we generate a Gaussian noise signal of the same length, with a scale selected uniformly between 0.001 and 0.002.

Each set of signals has nearly 1,000,000 data points, which is too long to be used as input to the RNN model. As a result, we split each set of signals into multiple segments of length 500, and use these segments as inputs to the RNN model. The size of data we have at the end is 112224 segments of length 500. Fig. 1 (b) is an example of a segment of clean signal and its corresponding noisy signal after applying the generated Gaussian noise.

2.2 PDE/ODE Synthetic Dataset

In light of the high expense of experiments and numerical simulation using Abacus, we utilized PDE/ODE solver (scipy.integrate) to generate 100k synthetic time series ($\mathcal{R}^{100,000 \times 500}$) with supplementary noise.

The dynamics of structural vibrations induced by footsteps can be simplified as the impulse response of a Kirchhoff-Love plate subject to Dirichlet boundary conditions. Under the assumption of linearity for isotropic plates, we model the induced vibrations as the solutions of a system of PDEs [10]:

$$D_i \nabla^2 \nabla^2 w_i(\mathbf{x}, t) - T_i \nabla^2 w_i(\mathbf{x}, t) = \delta(\mathbf{x}, t) - \rho_i h_i \ddot{w}_i(\mathbf{x}, t) - K_i \dot{w}_i(\mathbf{x}, t), \quad (1)$$

where $w_i(\mathbf{x}, t)$ is the transverse deflection, $D_i \sim \mathcal{N}(\mu_D, \sigma_D)$, $T_i \sim \mathcal{N}(\mu_T, \sigma_T)$, $\rho_i h_i \sim \mathcal{N}(\mu_{\rho h}, \sigma_{\rho h})$ and $K_i \sim \mathcal{U}(a_U, b_U)$ are all parameters of the structure, governing the dynamical response subject to impulse $\delta(\mathbf{x}, t)$. Each synthetic time series is obtained by $\sum w_j(\mathbf{x}, t) + \epsilon_j(t)$, where $\epsilon_j S(t)$ represents the supplementary noise, simulating the sensor noise aforementioned, with an example shown in Fig. 1 (c).

2.3 Experimental Dataset

We collected 900 floor vibration signals caused by item dropping to the ground and 900 floor vibration signals induced by the footstep. The sample of the signal is shown in the input of Fig. 4. This dataset is used for the task of reducing the noise caused by item dropping.

In addition, we collected 300s' floor vibration signal of music noise as a non-stationary noise dataset. This dataset is achieved by placing a speaker on the floor near the sensor that plays music continuously. We constituted a dataset for signal separation. The source signal is generated by superimposing the music noise of a random section with the floor vibration signal induced by footsteps. The footstep-induced floor vibration signal before adding the music noise is set as the target signal. This dataset totally contains 3430 samples.

3 Tasks, Methods and Results

3.1 Task 1: Noise Reduction for Stationary Noises

a. PDE/ODE Synthetic Dataset

We built a 'many-to-many' LSTM model with a 0.2 drop-out to filter the signal with Gaussian noise, using a mean square error as the cost function. As shown in Fig. 2 (a), the loss reduces from 0.37 to 0.16 at the epoch of 100. The inset shows an example of a filtered and actual signal, suggesting a well-filtered signal using RNN for the regime of large amplitudes. To further examine the error, Fig. 2 (b) shows a discrete prediction for larger positive amplitudes (around 5 to 7.5) and mild heteroskedasticity due to a larger observed error for small amplitudes (around -2.5 to 2.5).

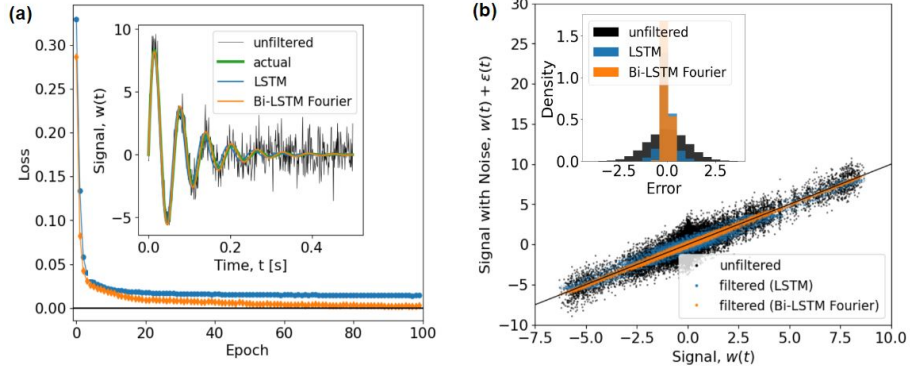


Figure 2: (a) Training loss versus epoch. (Inset) At epoch = 100, an example in test set illustrating the unfiltered, filtered, and actual signal (b) Signal with noise versus actual signal. (Inset) Histogram of the error distribution. Bi-LSTM Fourier denotes the bi-directional LSTM with additional frequency-domain input using FFT.

Aiming for higher prediction accuracy of filtered signals, we further explore feature engineering techniques and alternative RNN architectures, serving as an alternative to 1D-CNN for biometric signal processing [11]. In light of a time series representing vibrational signals, features presented in the frequency domain captures the underlying physics governed by the fundamental structures. We extract the magnitude and phase using a Fast Fourier Transform to serve as additional inputs into a bi-directional LSTM neural network (see Fig. 3). As shown in Fig. 2, the loss vs epoch and error distributions show an over 50% error reduction using the new architecture, which agrees with the quantitative metrics, including RMSE, MAE and R^2 -score listed in Table.1.

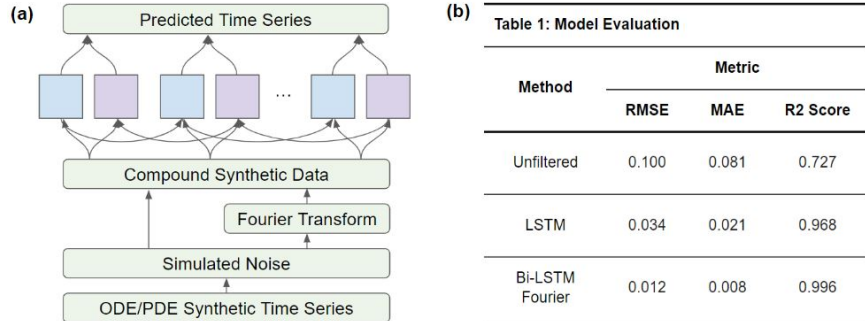


Figure 3: (a) Architecture for bi-directional LSTM with additional frequency-domain input. (b) Table for metrics used to evaluate the unfiltered signal and filtered signal using two LSTM architectures. Bi-LSTM Fourier denotes the bi-directional LSTM with additional frequency-domain input using FFT.

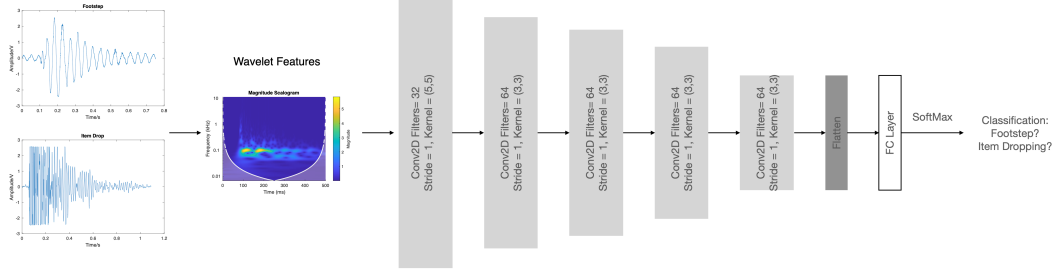


Figure 4: The CNN structure used for classification of footstep-induced and item dropping-induced floor vibrations

3.2 Task 2: Noise Reduction for Non-Stationary Noises

3.2.1 Situation 1: Interference vibration noises do not overlap with the effective signal (Take Item Dropping as an Example)

To simplify the question, we first assume that floor vibration signal pulses caused by footstep and item dropping do not overlap with each other. So our task becomes recognizing the item-dropping-induced vibration signal pulses. Firstly, we extract features using wavelet transform. This method was chosen because the wavelet transform has a different time-frequency resolution for the low-frequency region and the high-frequency region. We build a simple convolutional neural network as shown in Fig. 4, using Categorical Crossentropy as the loss function to recognize these two kinds of signals. We shuffled the dataset and divided it into a training set and a test set in a 9:1 ratio. The recognition result reaches 99%. This shows that our model performs well in the task of distinguishing between the footstep-induced and item dropping-induced floor vibration signals.

3.2.2 Situation 2: Interference vibration noises overlap with the effective signal (Take Music Noise as an Example)

Now, we are considering the situation when the non-stationary noises are overlapped with the effective signals. In this task, we use the dataset with music noise described in 2.3. The network used here is the U-Net. We use the wandb package for hyperparameter selection. We select the hyperparameter with the best result. (num filters = 16, kernel size = 5, batch size = 16, epoch = 100) The structure of the network is described in 5 (a). Finally, the mean absolute error (MAE) after denoising by U-Net is 0.028. (Before Denoising: 0.06). The denoising result is shown in 5 (c). We can see that the network is capable of separating the vibration signal from the music noise

3.3 Task 3: General Noise Reduction using RNNoise

As described in related works 1.1, RNNoise [5] is a neural network architecture used for enhancing human voice from background noises. It combines classical signal processing with modern deep learning methods. In this paper, we explore the effectiveness of RNNoise in reducing both stationary and non-stationary noises, possibly using it as a baseline to compare with other end-to-end deep learning architectures presented in this paper.

The source code repo ¹ for the RNNoise paper provides us with a tool for generating the training data. Using the dataset we created previously, We prepared 27 minutes of clean structural vibration signals and 30 minutes of Gaussian noises and pure music, and the tool from RNNoise repo will mix the clean signal and noises to create the training data.

We test the trained RNNoise model with signals with either Gaussian noises or Music noises. Fig. 6 shows a segment of the noisy, filtered, and clean signal on the same diagram.

We also calculated the RMSE (root mean squared error) between the model output and the ground truth clean signal on Gaussian and Music noises. The RMSE for Gaussian noise removal is 0.0228, and the RMSE for music noise removal is 0.0310. In comparison, when classical low-pass filters are used for removing the Gaussian noises and music noises, it can only reach an RMSE value of 0.014 and 0.16 for the Gaussian noises and music noises correspondingly. For stationary noises like

¹Github link: <https://github.com/xiph/rnnoise>

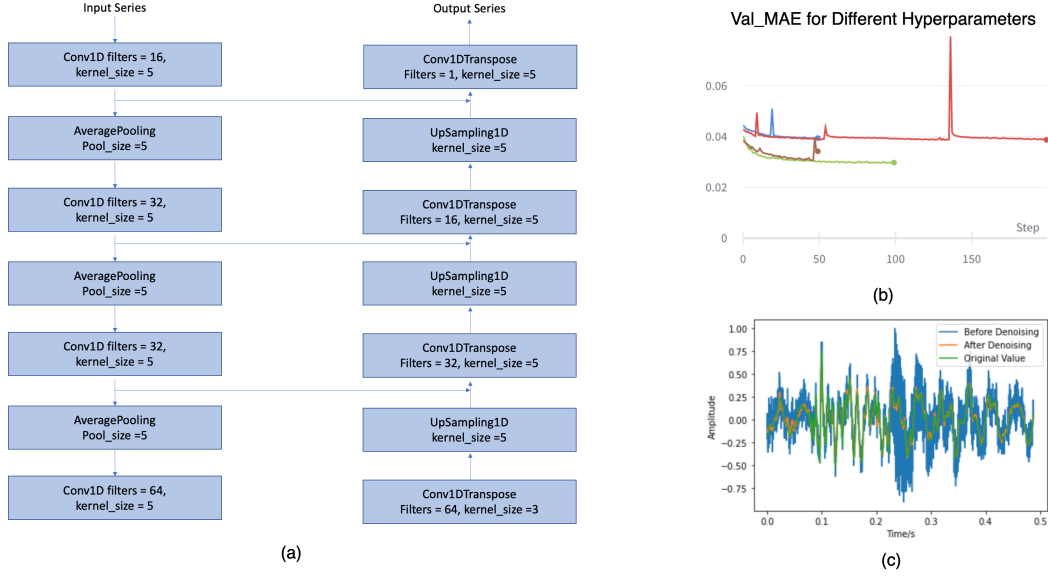


Figure 5: (a) The U-Net Structure used for signal separation task. (b) Validation Set MAE value for different hyperparameter settings. Our final structure is set according to the green line’s setting (The line with the minimum validation loss) (c) Signal denoising result

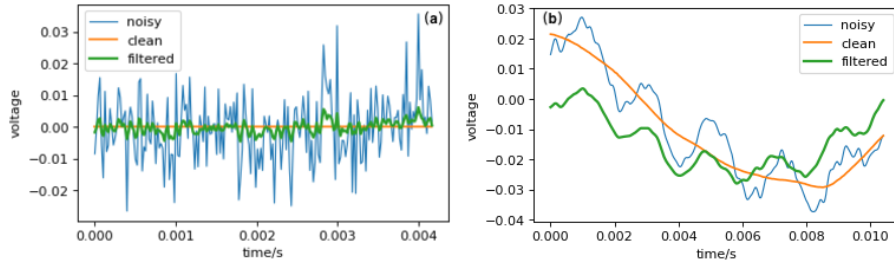


Figure 6: unfiltered, filtered, actual signal with (a) Gaussian Noise (b) Music Noise

Gaussian noise, the classical low-pass filter has a better performance than RNNoise. However, for music noise which is non-stationary, the classical filter performs a lot worse than RNNoise. This shows that the classical filters are not suitable for filtering non-smooth noise.

RNNoise is more effective in reducing Gaussian noise than music noise. This is expected since the pattern of music is less predictable than Gaussian noises. Lastly, we convert the output signal to playable .wav format. By listening to the output signal, we found Gaussian noises are imperceptible anymore, but we can still hear the background music, even though its volume has been reduced.

4 Summary and Conclusion

In this project, we mainly explore the denoising methods for footstep-induced vibration signals. We have considered different kinds of noise including stationary noises such as gaussian noises and non-stationary noises such as item-dropping vibration noise and music noises.

For the non-stationary noises, we are considering 2 situations. In the first situation, we are considering some instant noises, taking item-dropping induced vibration signals as the example. A simple CNN is built to classify the vibration signals induced by item dropping and footsteps. In this task, the accuracy we got is 99%. Going further, we are considering the non-stationary noises that overlaps with the footstep-induced vibration signals, taking music noise as an example. In this task, we built a U-Net structure and successfully reduced the music noise from the footstep-induced vibration signals. The MAE loss drops from 0.06 to 0.028 after denoising using U-Net.

For stationary noises, we further investigate the LSTM architecture using ODE/PDE synthetic data with Gaussian noise. A LSTM model with dropout reduces the noise by approximately 70% based on RMSE/MAE metrics. Bi-Directional LSTM with additional frequency-domain features demonstrates much higher denoising performance with an R^2 -score over 0.996 and further reduced the heteroskedasticity over the magnitude of signal.

Finally, we explored using popular denoising architecture (RNNoise) to perform filtering for both stationary and non-stationary noises. Even though this model is mainly used for enhancing human voices, through retraining the model from scratch using our data, we are able to obtain pretty low errors on removing Gaussian and music noises. By converting the output signal to audio file, we are able to qualitatively verify that the model is able to filter out Gaussian noises, and increase signal-to-noise ratio on music noises.

References

- [1] Shijia Pan, Tong Yu, Mostafa Mirshekari, Jonathon Fagert, Amelie Bonde, Ole J Mengshoel, Hae Young Noh, and Pei Zhang. Footprintid: Indoor pedestrian identification through ambient structural vibration sensing. *Proceedings of the ACM on Interactive, Mobile, Wearable and Ubiquitous Technologies*, 1(3):1–31, 2017.
- [2] Mostafa Mirshekari, Shijia Pan, Jonathon Fagert, Eve M Schooler, Pei Zhang, and Hae Young Noh. Occupant localization using footprint-induced structural vibration. *Mechanical Systems and Signal Processing*, 112:77–97, 2018.
- [3] Shijia Pan, Mostafa Mirshekari, Jonathon Fagert, Ceferino Gabriel Ramirez, Albert Jin Chung, Chih Chi Hu, John Paul Shen, Pei Zhang, and Hae Young Noh. Characterizing human activity induced impulse and slip-pulse excitations through structural vibration. *Journal of Sound and Vibration*, 414:61–80, 2018.
- [4] Diogo Montalvao, Nuno Manuel Mendes Maia, and António Manuel Relógio Ribeiro. A review of vibration-based structural health monitoring with special emphasis on composite materials. *Shock and vibration digest*, 38(4):295–324, 2006.
- [5] Jean-Marc Valin. A hybrid dsp/deep learning approach to real-time full-band speech enhancement. In *2018 IEEE 20th international workshop on multimedia signal processing (MMSP)*, pages 1–5. IEEE, 2018.
- [6] Alexandre Défossez, Nicolas Usunier, Léon Bottou, and Francis Bach. Music source separation in the waveform domain. *arXiv preprint arXiv:1911.13254*, 2019.
- [7] Yanxin Hu, Yun Liu, Shubo Lv, Mengtao Xing, Shimin Zhang, Yihui Fu, Jian Wu, Bihong Zhang, and Lei Xie. Dccrn: Deep complex convolution recurrent network for phase-aware speech enhancement. *arXiv preprint arXiv:2008.00264*, 2020.
- [8] Qingsong Xiong, Haibei Xiong, Cheng Yuan, and Qingzhao Kong. A novel deep convolutional image-denoiser network for structural vibration signal denoising. *Engineering Applications of Artificial Intelligence*, 117:105507, 2023.
- [9] Gao Fan, Jun Li, and Hong Hao. Vibration signal denoising for structural health monitoring by residual convolutional neural networks. *Measurement*, 157:107651, 2020.
- [10] Duong TA Nguyen, Longfei Li, and Hangjie Ji. Stable and accurate numerical methods for generalized kirchhoff–love plates. *Journal of Engineering Mathematics*, 130(1):1–26, 2021.
- [11] Zeyu Bai, Ruizhi Yang, and Youzhi Liang. Mental task classification using electroencephalogram signal. *arXiv preprint arXiv:1910.03023*, 2019.