

# Parameter-Free Channel Attention for Image Classification and Super-Resolution

Yuxuan Shi, Lingxiao Yang, Wangpeng An, Xiantong Zhen, Liuqing Wang

**Abstract**—The channel attention mechanism is a useful technique widely employed in deep convolutional neural networks to boost the performance for image processing tasks, *e.g.*, image classification and image super-resolution. It is usually designed as a parameterized sub-network and embedded into the convolutional layers of the network to learn more powerful feature representations. However, current channel attention induces more parameters and therefore leads to higher computational costs. To deal with this issue, in this work, we propose a Parameter-Free Channel Attention (PFCA) module to boost the performance of popular image classification and image super-resolution networks, but completely sweep out the parameter growth of channel attention. Experiments on CIFAR-100, ImageNet, and DIV2K validate that our PFCA module improves the performance of ResNet on image classification and improves the performance of MSRResNet on image super-resolution tasks, respectively, while bringing little growth of parameters and FLOPs.

**Index Terms**—Parameter-free channel attention, image classification, image super-resolution

## I. INTRODUCTION

ATTENTION mechanisms [1], [2] have been validated to be very effective on boosting the performance of deep neural networks [1], [2], [3]. Among them, channel attention [1] is a commonly used attention mechanism that assign adaptive weights over different feature maps to improve the performance of image classification networks. Therefore, it has become a key component of deep network architectures. Besides, the effectiveness of channel attention [1] on image super-resolution has also been illustrated in the work of deep residual channel attention network [4] and cascading residual network [5].

The parameter-free attention mechanism has been studied in [6] to assign position importance over the feature maps by spatial attention without parameter growth. The parameter-free attention mechanism was also studied from the neuroscience perspective in [7]. Different from current attention mechanism that needs to be trained from data, this work utilizes a

fixed perception mechanism to pixel-wise importance over the feature maps without additional parameters. Compared with popular parameterized channel or spatial attention mechanisms [1], [8], parameter free attention mechanisms could achieve better effect [6], [7] while avoiding additional parameter growth, or reduce the model complexity and computational costs while preserving the network performance.

In this paper, we develop a Parameter-Free Channel Attention (PFCA) module to replace the standard channel attention module [1] in popular image classification and image super-resolution networks. Our PFCA module exploits useful statistic information in different channels of a feature maps, and is a plug-and-play module can be embedded into a network to enhance its feature representation capability. By embedding our PFCA into ResNets and MSRResNet, experiments on CIFAR-100, ImageNet, and DIV2K demonstrate that our PFCA module is effective on boosting the performance of ResNet-18, ResNet-50, ResNet-101 and MSRResNet on image classification and super-resolution, respectively, while bringing little computational costs and parameter growth.

The rest of this paper is organized as follows. In Section II, we briefly introduce the related works. In Section III, we present our PFCA module for image classification and super-resolution tasks. Extensive experiments are conducted in Section IV to evaluate the performance of our PFCA module. Section V concludes this work.

## II. RELATED WORKS

### A. Image Classification

Image classification has been widely tackled by convolutional neural networks (CNNs) ever since AlexNet [9]. Then VGG [10] extends the network’s depth and width. GoogleNet [11] provides an inception module to reduce the parameters of convolutional networks. The design of CNN architecture could affect the feature extraction function. In this work, we use deep residual network (ResNet) [12], the most frequently used CNN architecture, as the backbone for image classification tasks. It has been validated by squeeze and excitation network (SE-Net) [1] that attention mechanism helps improve the effectiveness of network to concentrate on special channels of feature maps. Improvements in optimization take effect to boost the network training process [13]. The study of feature representation has also been testified to be useful for classification [14].

### B. Image Super-Resolution Task

Using convolutional neural network to realize image super-resolution (SR) was firstly proposed in SRCNN [15]. The

This work was supported in part by The National Natural Science Foundation of China (No. 62002176, 62176068, and 62171309). Corresponding author: Liuqing Wang (wlq@nankai.edu.cn)

Yuxuan Shi is with the School of Statistics and Data Science, Nankai University, Tianjin 300071, China. (E-mail: syxpop@outlook.com)

Lingxiao Yang is with the School of Computer Science and Engineering, Sun Yat-sen University, Guangzhou 510006, China. (E-mail: yanglx9@mail.sysu.edu.cn)

Wangpeng An is with Tiktok Inc, Mountain View, CA, USA, 94041. (E-mail: anwangpeng@gmail.com)

Xiantong Zhen is with United Imaging Healthcare, Co., Ltd., China (e-mail: zhenxt@gmail.com).

Liuqing Wang is with Nankai University, Tianjin 300071, China. (E-mail: wlq@nankai.edu.cn)

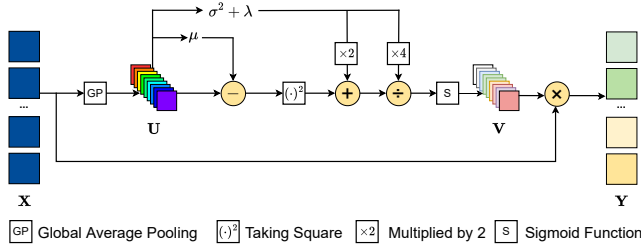


Fig. 1. Illustration of our Parameter-Free Channel Attention (PFCA) module. The module gets the feature map  $\mathbf{X}$  as the input and outputs feature map  $\mathbf{Y}$ .  $\mathbf{U}$  and  $\mathbf{V}$  are the channel level vector generated after the global pooling layer and sigmoid activation respectively.  $\mu$  and  $\sigma^2$  are the channel-level mean and variance of  $\mathbf{U}$  and  $\lambda$  is used to control variance.

direct use of original LR image in the following ESPCNN [16] as input of the network instead of the upsampled image in SRCNN is to reduce the computation load. After that, VDSR [17] introduces the concept of residual image super-resolution, which has been proved to be effective in SR tasks. Since then, the residual block was provided in [18] to help design the network architecture of SR network, which was generally used in many following works. However, these methods could hardly be applied to practical scenarios due to their heavy computations, thus pushing the efficient SR network coming out. Some methods are presented including depth-wise convolutions [19] and group convolutions [20], [21], [22] in order to save computation. The attention mechanism is also used to improve SR performance. RCAN [4] uses channel attention module to make its network concentrate on important channels. PAN [3] introduces a pixel attention module to adaptively weight different pixels of feature maps.

### C. Attention Mechanisms

Attention mechanisms have attracted great attention since it was successfully applied in natural language processing tasks [23], which is mainly used to help networks concentrating on partial information of data flow and generating the corresponding dimensional weight maps. When it comes to the image processing task, there are mainly three types of attention mechanisms: channel attention (CA) [1], spatial attention (SA) [2] and pixel attention (PA) [3], depending on their generated weight maps' dimension level. Self-Attention [24] is also very popular apart from the three. Among the above mechanisms, channel attention is the first to propose in SE-Net [1] and then polished in SK-Net [25]. After that, attempts to incorporate both channel attention and spatial attention for stronger attention capability in Convolutional Block Attention Module (CBAM) [8] are tried several times. Bottleneck Attention module (BAM) [26] also uses double attention modules to add their attention matrices to get the final attention map. SA-Net [27] splits the channel feature maps separately into the channel attention module and spatial attention module. Apart from these, there also exists the temporal attention, i.e. the attention in time level [28].

## III. PARAMETER-FREE CHANNEL ATTENTION

### A. Preliminary on Channel Attention Mechanism

To demonstrate the Parameter-Free Channel Attention module (PFCA), we should first review the channel attention mechanism. Consider the input feature map  $\mathbf{X} \in \mathbb{R}^{N \times C \times H \times W}$ , where  $N$  is batch,  $C$  is channel and  $H \times W$  is feature map size, the channel attention module is to compute the weighted map from the channel-level vector obtained by a pooling layer on  $\mathbf{X}$ , such as the average pooling layer. The squeeze and excitation process [1], including a well-known module which consists of two parameterized Multilayer Perceptrons (MLP), helps to integrate the channel level information and outputs the weighted map. The weighted attention map is multiplied by input  $\mathbf{X}$  to get the final output  $\mathbf{Y}$ . This process can be described as

$$\mathbf{Y} = \mathbf{X} \cdot \text{Attention}(\text{Pooling}(\mathbf{X})) \quad (1)$$

Channel attention is like a gate that controls the flow of feature maps in the channel level, making some of these feature maps more important to be processed by the inter network module. In other words, this two MLP parts could function as an ‘‘importance’’ interpreter for feature maps. In this work, we try to provide a method that is similar to channel attention but does not include additional parameters.

### B. Parameter-Free Channel Attention

The Parameter-Free Channel Attention (PFCA) is similar to the channel attention of the channel attention (CA) mechanism. PFCA is inspired by simple attention module [7] which aims to provide a parameter-free pixel-level attention. We apply this idea to the channel-level attention. The attention map  $\mathbf{V} = (\mathbf{V}_1, \mathbf{V}_2, \dots, \mathbf{V}_C) \in \mathbb{R}^{N \times C \times 1 \times 1}$  is attained from its channel-level vector  $\mathbf{U} = (\mathbf{U}_1, \mathbf{U}_2, \dots, \mathbf{U}_C) \in \mathbb{R}^{N \times C \times 1 \times 1}$  which is also provided by a pooling layer, e.g. average pooling layer. Then the channel-level vector  $\mathbf{U}$  is computed by its element-wise operation below:

$$\mathbf{V}_j = \frac{(\mathbf{U}_j - \mu)^2 + 2(\sigma^2 + \lambda)}{4(\sigma^2 + \lambda)}, \quad j = 1, 2, \dots, C \quad (2)$$

Here  $\mu$  and  $\sigma^2$  are respectively the mean value and variance of channel vector  $\mathbf{U}$  computed in channel dimension.  $\lambda$  is a small value to control the variance and is set to  $1e-4$  in the following tasks. After that, the weighted attention map  $\mathbf{V}$  is generated by the sigmoid activation of the above part and then is multiplied by input  $\mathbf{X}$  to get the output result.

$$\mathbf{Y} = \mathbf{X} \cdot \text{sigmoid}(\mathbf{V}) \quad (3)$$

The overall PFCA module is illustrated in Figure 1. The pooling layer and the activation part is the same with channel attention. We perform a fixed perception to analyze the channel importance.

### C. Image Classification and Super-Resolution Networks

Our PFCA module is designed to make a difference in raising the current network performance, so we could insert the PFCA module into commonly used CNN models. However, the network structures would be different when inserting the proposed module in the object models since they vary in

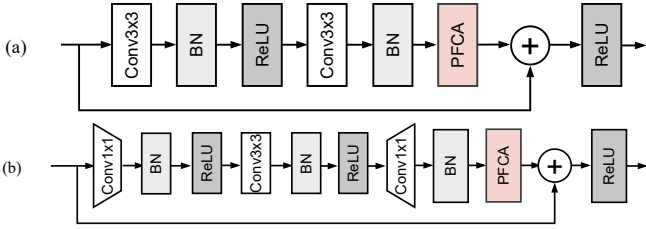


Fig. 2. Illustration of the basic block (a) and the bottleneck block (b) with PFCFA module used in our image classification model. Both PFCFA are inserted before the addition operation.

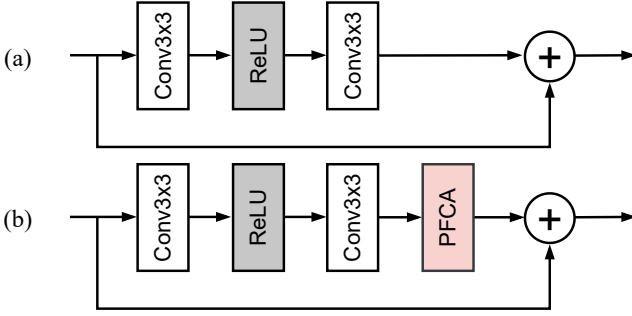


Fig. 3. Illustration of the modified compact residual block (a), and the proposed residual block with PFCFA module (b) in our image super-resolution model. PFCFA is inserted after the second convolution layer and before the addition operation in each compact residual block.

different tasks. To make the PFCFA module more applicable, here we choose the widely used residual blocks [12] to build our image classification and image super-resolution models.

**Image classification.** Here, we use the ResNet-18/50/101 [12] as our image classification backbones. We first embed our PFCFA module into the basic residual block in ResNet-18, and into the bottleneck residual block in ResNet-50 and ResNet-101 [12]. The corresponding revised residual block and bottleneck residual block are illustrated in Figure 2. The PFCFA module is put before the addition operation in the basic residual block and the bottleneck residual block [12], similar to [1]. Then we replace the basic residual block in ResNet-18 by our revised residual block, and replace the bottleneck residual block in ResNet-50 and ResNet-101 by our revised bottleneck residual block.

**Image super-resolution.** Here, we employ the MSRRResNet [29] as the baseline super-resolution model, which uses the SRResNet [18] as the backbone but remove all the Batch Normalization blocks [30]. The baseline model MSRRResNet utilizes a compact residual block instead of the original one in [18]. Then we put the PFCFA module between the second convolution layer and the addition operation in the compact residual block, as shown in Figure 3. We replace the compact residual block by our revised one in MSRRResNet.

## IV. EXPERIMENTS

### A. Experiment Details

In our experiments, image classification task is performed on ImageNet 2012 dataset [33] and CIFAR-100 dataset [31]. ImageNet 2012 dataset contains 1.28 million train images and 50,000 valid images with total 1000 classes. CIFAR-100

TABLE I  
CLASSIFICATION ACCURACY (%) OF DIFFERENT METHODS ON  
IMAGENET [9] VALID SET AND CIFAR-100 [31] TEST SET. THE NUMBER  
OF PARAMETERS (M) AND FLOPS (G) ARE REPORTED.

Model	Params	FLOPs	CIFAR-100	ImageNet	
				TOP 1	TOP 5
ResNet18	11.15	1.69	75.71	70.49	89.55
+ CA	11.23	1.70	76.22	71.05	90.15
+ PFCFA	11.15	1.70	75.93	70.65	89.76
ResNet50	24.37	3.83	78.66	75.75	92.57
+ CA	26.79	3.84	78.85	76.97	93.55
+ PFCFA	24.37	3.83	79.00	76.82	93.44
ResNet101	42.49	7.30	78.79	77.52	93.73
+ CA	47.04	7.31	79.56	78.02	94.12
+ PFCFA	42.49	7.30	79.11	77.98	93.91

dataset contains 50,000 train images and 10,000 test images with 100 classes. Image super-resolution task is performed on DIV2K dataset [34] with contains 800 images to train. Experiments are performed by using Pytorch framework with one NVIDIA RTX 3090 GPU.

### B. Image Classification

When training classification networks on ImageNet dataset, input images are adjusted to size  $224 \times 224$ . We use the same Data augmentation method in [12], [1]. For optimization process, SGD optimizer is used with momentum 0.9 and a mini-batch size 128. The learning rate is initially set to 0.1 and reduces to 0.1 of the previous value for every 30 epochs. Weight decay is used and set to  $10^{-4}$ . The network models are trained totally 100 epochs from scratch. Classification test result is presented on the Table I. Flops are computed with a single image with size  $224 \times 224$ . It is indicated that adding PFCFA module could effectively increase the classification accuracy on both top-1 and top-5.

We follow the same optimization strategy in [31] to train ResNet on CIFAR dataset where batch size is 128 and the model trained for 200 epochs. The initial learning rate here is set to 0.05 and divided by 5 at epoch 60, 120, and 160 and weight decay is  $5 \times 10^{-4}$ . L1 loss function is used to train the network and SGD optimization strategy is used with momentum set to 0.9. We present top-1 and top-5 accuracy as test metrics on both datasets. Classification test result is presented in the Table I. It is indicated that adding PFCFA module could effectively increase the classification accuracy. One can see that our PFCFA module also helps increase the classification accuracy on CIFAR-100 dataset.

### C. Image Super-Resolution

We further testify the effectiveness of our proposed Parameter-Free Channel Attention module on image super-resolution task. To effectively compare different attention, we provide four candidate models to train: the baseline model MSRRResNet [29] with no attention, with PA [3], with CA and with PFCFA. The number of residual blocks is 16. We train models on DIV2K train dataset [34] which contains 800 high resolution images. The HR images are randomly cropped with patch size  $256 \times 256$ . Mini-batch size is set to 32. The cosine annealing learning scheme is used when training model, and learning rate is set with  $2 \times 10^{-4}$  initially and the minimum



TABLE II  
PSNR/SSIM RESULTS OF COMPARISON IMAGE SUPER-RESOLUTION METHODS. “PA”, “CA”, AND “PFCA” MEANS PIXEL ATTENTION, CHANNEL ATTENTION, AND PARAMETER-FREE CHANNEL ATTENTION, RESPECTIVELY. FLOPS ARE COMPUTED ON A  $256 \times 256$  IMAGE.

Model	Params (K)	Flops (G)	Set5	Set14	B100	Urban100	Manga109
SRCNN [15]	20.1	21.07	30.48/0.8628	27.49/0.7503	26.90/0.7101	24.52/0.7221	27.66/0.8505
EDSR [32]	43089.9	3293.90	32.48/0.8988	28.81/0.7879	27.72/0.7420	26.65/0.8036	31.04/0.9158
MSRResNet [29]	1517.6	166.36	32.19/0.8954	28.65/0.7835	27.60/0.7374	26.20/0.7900	30.55/0.9101
+ PA	1584.1	170.66	32.24/0.8956	28.64/0.7834	27.61/0.7375	26.19/0.7900	30.55/0.9099
+ CA	1526.9	166.36	32.26/0.8963	28.65/0.7829	27.60/0.7373	26.26/0.7914	30.70/0.9115
+ PFCA	1517.6	166.36	32.26/0.8961	28.69/0.7838	27.61/0.7375	26.26/0.7917	30.69/0.9115




Fig. 4. **Visual quality and PSNR/SSIM results** by different image super-resolution methods on Set5 (1st row), Set14 (2nd row) and Urban100 (3rd row).

value to  $10^{-7}$ . We set weight decay to  $5 \times 10^{-8}$ . Restart period is set after each 250k iterations. All models are trained for total 1000k iterations. The corresponding LR images are obtained by downsampling HR images by 4 downscale factor using bicubic method. After the training stage, we use five standard benchmark datasets, Set5 [20], Set14 [35], B100 [36], Urban100 [19] and Manga109 [21], to test the performance. Evaluation metric is set with average peak signal to noise ratio (PSNR) and average structural similarity index (SSIM) on each test set. All test metrics are calculated on the Y channel of images. In addition to the comparison of MSRResNet [29] and our model, we also compare with SRCNN [15] and EDSR [32] results in the paper, since the former is the first CNN model for super-resolution task and the latter one has similar architecture as ours but with much more parameters.

**Objective results** are provided in Table II. We observe that adding PFCA in the residual block helps improve the PSNR and SSIM values compared to the baseline MSRResNet. Adding different attentions could bring effect improvement but with different parameters. Note that the PSNR/SSIM values of PFCA are similar to those of CA. That means PFCA could achieve comparable performance of CA with little parameter growth.

**Comparisons on visual quality** are presented in Figure 4. Images are chosen from the test set. The visual result and their corresponding test metrics are listed below the image. It reveals that the restored quality of image of adding PFCA

part is better in the local texture part. Thus the PFCA module could effectively help improve the visual quality.

## V. CONCLUSION

In this paper, we proposed a Parameter-Free Channel Attention (PFCA) that could serve the function of channel importance estimation, while not introducing additional parameters. We put this PFCA module into the image classification model as well as the image super-resolution model and then performed experiments on image classification and image super-resolution. The experiment results validate that our PFCA module could function as an effective attention module in deep networks. According to some experiment results, the fixed structure of PFCA needs to be further improved to achieve better performance compared to CA.

## REFERENCES

- [1] Jie Hu, Li Shen, and Gang Sun, “Squeeze-and-excitation networks,” in *Proceedings of the IEEE conference on computer vision and pattern recognition*, 2018, pp. 7132–7141.
- [2] Tao Dai, Jianrui Cai, Yongbing Zhang, Shu-Tao Xia, and Lei Zhang, “Second-order attention network for single image super-resolution,” in *Proceedings of the IEEE/CVF conference on computer vision and pattern recognition*, 2019, pp. 11065–11074.
- [3] Hengyuan Zhao, Xiangtao Kong, Jingwen He, Yu Qiao, and Chao Dong, “Efficient image super-resolution using pixel attention,” in *European Conference on Computer Vision*. Springer, 2020, pp. 56–72.
- [4] Yulun Zhang, Kunpeng Li, Kai Li, Lichen Wang, Bineng Zhong, and Yun Fu, “Image super-resolution using very deep residual channel attention networks,” in *Proceedings of the European conference on computer vision (ECCV)*, 2018, pp. 286–301.

- [5] Namhyuk Ahn, Byungkon Kang, and Kyung-Ah Sohn, “Fast, accurate, and lightweight super-resolution with cascading residual network,” in *Proceedings of the European Conference on Computer Vision (ECCV)*, 2018, pp. 252–268.
- [6] Haoran Wang, Yue Fan, Zexin Wang, Licheng Jiao, and Bernt Schiele, “Parameter-free spatial attention network for person re-identification,” *arXiv preprint arXiv:1811.12150*, 2018.
- [7] Lingxiao Yang, Ru-Yuan Zhang, Lida Li, and Xiaohua Xie, “Simam: A simple, parameter-free attention module for convolutional neural networks,” in *Proceedings of the 38th International Conference on Machine Learning*, Marina Meila and Tong Zhang, Eds. 18–24 Jul 2021, vol. 139 of *Proceedings of Machine Learning Research*, pp. 11863–11874, PMLR.
- [8] Sanghyun Woo, Jongchan Park, Joon-Young Lee, and In So Kweon, “Cbam: Convolutional block attention module,” in *Proceedings of the European conference on computer vision (ECCV)*, 2018, pp. 3–19.
- [9] Alex Krizhevsky, Ilya Sutskever, and Geoffrey E Hinton, “Imagenet classification with deep convolutional neural networks,” *Advances in neural information processing systems*, vol. 25, pp. 1097–1105, 2012.
- [10] Karen Simonyan and Andrew Zisserman, “Very deep convolutional networks for large-scale image recognition,” *arXiv preprint arXiv:1409.1556*, 2014.
- [11] Christian Szegedy, Wei Liu, Yangqing Jia, Pierre Sermanet, Scott Reed, Dragomir Anguelov, Dumitru Erhan, Vincent Vanhoucke, and Andrew Rabinovich, “Going deeper with convolutions,” in *Proceedings of the IEEE conference on computer vision and pattern recognition*, 2015, pp. 1–9.
- [12] Kaiming He, Xiangyu Zhang, Shaoqing Ren, and Jian Sun, “Deep residual learning for image recognition,” in *Proceedings of the IEEE conference on computer vision and pattern recognition*, 2016, pp. 770–778.
- [13] Wangpeng An, Haoqian Wang, Qingyun Sun, Jun Xu, Qionghai Dai, and Lei Zhang, “A pid controller approach for stochastic optimization of deep networks,” in *Proceedings of the IEEE Conference on Computer Vision and Pattern Recognition*, 2018, pp. 8522–8531.
- [14] Jun Xu, Wangpeng An, Lei Zhang, and David Zhang, “Sparse, collaborative, or nonnegative representation: which helps pattern classification?,” *Pattern Recognition*, vol. 88, pp. 679–688, 2019.
- [15] Chao Dong, Chen Change Loy, Kaiming He, and Xiaoou Tang, “Image super-resolution using deep convolutional networks,” *IEEE transactions on pattern analysis and machine intelligence*, vol. 38, no. 2, pp. 295–307, 2015.
- [16] Wenzhe Shi, Jose Caballero, Ferenc Huszár, Johannes Totz, Andrew P Aitken, Rob Bishop, Daniel Rueckert, and Zehan Wang, “Real-time single image and video super-resolution using an efficient sub-pixel convolutional neural network,” in *Proceedings of the IEEE conference on computer vision and pattern recognition*, 2016, pp. 1874–1883.
- [17] Jiwon Kim, Jung Kwon Lee, and Kyoung Mu Lee, “Accurate image super-resolution using very deep convolutional networks,” in *Proceedings of the IEEE conference on computer vision and pattern recognition*, 2016, pp. 1646–1654.
- [18] Christian Ledig, Lucas Theis, Ferenc Huszár, Jose Caballero, Andrew Cunningham, Alejandro Acosta, Andrew Aitken, Alykhan Tejani, Johannes Totz, Zehan Wang, et al., “Photo-realistic single image super-resolution using a generative adversarial network,” in *Proceedings of the IEEE conference on computer vision and pattern recognition*, 2017, pp. 4681–4690.
- [19] Jia-Bin Huang, Abhishek Singh, and Narendra Ahuja, “Single image super-resolution from transformed self-exemplars,” in *Proceedings of the IEEE conference on computer vision and pattern recognition*, 2015, pp. 5197–5206.
- [20] Marco Bevilacqua, Aline Roumy, Christine Guillemot, and Marie Line Alberi-Morel, “Low-complexity single-image super-resolution based on nonnegative neighbor embedding,” 2012.
- [21] Yusuke Matsui, Kota Ito, Yuji Aramaki, Azuma Fujimoto, Toru Ogawa, Toshihiko Yamasaki, and Kiyoharu Aizawa, “Sketch-based manga retrieval using manga109 dataset,” *Multimedia Tools and Applications*, vol. 76, no. 20, pp. 21811–21838, 2017.
- [22] Jingwen He, Chao Dong, and Yu Qiao, “Modulating image restoration with continual levels via adaptive feature modification layers,” in *Proceedings of the IEEE/CVF Conference on Computer Vision and Pattern Recognition*, 2019, pp. 11056–11064.
- [23] Dzmitry Bahdanau, Kyunghyun Cho, and Yoshua Bengio, “Neural machine translation by jointly learning to align and translate,” *arXiv preprint arXiv:1409.0473*, 2014.
- [24] Ashish Vaswani, Noam Shazeer, Niki Parmar, Jakob Uszkoreit, Llion Jones, Aidan N Gomez, Łukasz Kaiser, and Illia Polosukhin, “Attention is all you need,” in *Advances in neural information processing systems*, 2017, pp. 5998–6008.
- [25] Xiang Li, Wenhai Wang, Xiaolin Hu, and Jian Yang, “Selective kernel networks,” in *Proceedings of the IEEE/CVF Conference on Computer Vision and Pattern Recognition*, 2019, pp. 510–519.
- [26] Jongchan Park, Sanghyun Woo, Joon-Young Lee, and In So Kweon, “Bam: Bottleneck attention module,” *arXiv preprint arXiv:1807.06514*, 2018.
- [27] Qing-Long Zhang and Yu-Bin Yang, “Sa-net: Shuffle attention for deep convolutional neural networks,” in *ICASSP 2021-2021 IEEE International Conference on Acoustics, Speech and Signal Processing (ICASSP)*. IEEE, 2021, pp. 2235–2239.
- [28] Gang Xu, Jun Xu, Zhen Li, Liang Wang, Xing Sun, and Ming-Ming Cheng, “Temporal modulation network for controllable space-time video super-resolution,” in *Proceedings of the IEEE/CVF Conference on Computer Vision and Pattern Recognition*, 2021, pp. 6388–6397.
- [29] Kai Zhang, Martin Danelljan, Yawei Li, Radu Timofte, Jie Liu, Jie Tang, et al., “AIM 2020 challenge on efficient super-resolution: Methods and results,” in *Computer Vision - ECCV 2020 Workshops - Glasgow, UK, August 23-28, 2020, Proceedings, Part III*, Adrien Bartoli and Andrea Fusiello, Eds. 2020, vol. 12537 of *Lecture Notes in Computer Science*, pp. 5–40, Springer.
- [30] Sergey Ioffe and Christian Szegedy, “Batch normalization: Accelerating deep network training by reducing internal covariate shift,” in *International conference on machine learning*. PMLR, 2015, pp. 448–456.
- [31] Alex Krizhevsky, Geoffrey Hinton, et al., “Learning multiple layers of features from tiny images,” 2009.
- [32] Bee Lim, Sanghyun Son, Heewon Kim, Seungjun Nah, and Kyoung Mu Lee, “Enhanced deep residual networks for single image super-resolution,” in *Proceedings of the IEEE conference on computer vision and pattern recognition workshops*, 2017, pp. 136–144.
- [33] Jia Deng, Wei Dong, Richard Socher, Li-Jia Li, Kai Li, and Li Fei-Fei, “Imagenet: A large-scale hierarchical image database,” in *2009 IEEE conference on computer vision and pattern recognition*. Ieee, 2009, pp. 248–255.
- [34] Eirikur Agustsson and Radu Timofte, “Ntire 2017 challenge on single image super-resolution: Dataset and study,” in *The IEEE Conference on Computer Vision and Pattern Recognition (CVPR) Workshops*, July 2017.
- [35] Roman Zeyde, Michael Elad, and Matan Protter, “On single image scale-up using sparse-representations,” in *International conference on curves and surfaces*. Springer, 2010, pp. 711–730.
- [36] David Martin, Charless Fowlkes, Doron Tal, and Jitendra Malik, “A database of human segmented natural images and its application to evaluating segmentation algorithms and measuring ecological statistics,” in *Proceedings Eighth IEEE International Conference on Computer Vision. ICCV 2001*. IEEE, 2001, vol. 2, pp. 416–423.