

A MULTI-LEVEL FAST-MARCHING METHOD FOR THE MINIMUM TIME PROBLEM

MARIANNE AKIAN, STÉPHANE GAUBERT, AND SHANQING LIU

ABSTRACT. We introduce a new numerical method to approximate the solutions of a class of stationary Hamilton-Jacobi (HJ) partial differential equations arising from minimum time optimal control problems. We rely on several grid approximations, and look for the optimal trajectories by using the coarse grid approximations to reduce the search space in fine grids. This may be thought of as an infinitesimal version of the “highway hierarchy” method which has been developed to solve shortest path problems (with discrete time and discrete state). We obtain, for each level, an approximate value function on a sub-domain of the state space. We show that the sequence obtained in this way does converge to the viscosity solution of the HJ equation. Moreover, for our multi-level algorithm, if $0 < \gamma \leq 1$ is the convergence rate of the classical numerical scheme, then the number of arithmetic operations needed to obtain an error in $O(\varepsilon)$ is in $\tilde{O}(\varepsilon^{-\frac{d}{\gamma}})$, to be compared with $\tilde{O}(\varepsilon^{-\frac{d}{\theta}})$ for ordinary grid-based methods. Here d is the dimension of the problem, and $\theta < 1$ depends on d and on the “stiffness” of the value function around optimal trajectories, and the notation \tilde{O} ignores logarithmic factors. When $\gamma = 1$ and the stiffness is high, this complexity becomes in $\tilde{O}(\varepsilon^{-1})$. We illustrate the approach by solving HJ equations of eikonal type up to dimension 7.

1. INTRODUCTION

1.1. Motivation and context. We consider a class of optimal control problems, consisting of finding the minimum traveling time between two given sets in a given domain. Such optimal control problems are associated to a stationary Hamilton-Jacobi (HJ) equation via the Bellman dynamic programming principle (see for instance [FS06]). In particular, the value function is characterized as the solution of the associated HJ equation in the viscosity sense [CL83, CEL84, FS06]. Problems with state constraints can be addressed with the notion of constrained viscosity solution [Son86a, Son86b].

Various classes of numerical methods have been proposed to solve this problem. The *Finite difference schemes* are based on a direct discretization of the HJ equation (see for example [CL84]). The *Semi-Lagrangian schemes*, as in [Fal87, FF14], arise by applying the Bellman dynamic programming principle to the discrete time optimal control problem obtained after an Euler time discretization of the dynamics. In both cases, the discretized system of equations can be interpreted as the dynamic programming equation of a stochastic optimal control problem [KD01] with discrete time and state space. More recently, max-plus based discretization schemes have been developed in [FM00, McE06, McE07, AGL08]. These methods take advantage of the max-plus linearity of the Lax-Oleinik evolution operator of the HJ equation. They are based on a max-plus basis representation of the discretized value function, leading to a discrete time deterministic optimal control problem.

Once a discretization is done, traditional numerical methods apply iterative steps to solve the discretized stationary HJ equation, for instance value iteration or policy iteration. At

each step, the value function is computed in the whole discretization grid. In the particular case of the shortest path problem (with discrete time and state space), with a nonnegative cost function, one can obtain the solution of the stationary dynamic programming equation by Dijkstra’s algorithm. The fast marching method introduced by Sethian in [Set96] and by Tsitsiklis in [Tsi95] is based on that observation. It can be seen as a variant of Dijkstra’s algorithm for a monotone finite difference discretization of the HJ equation of some continuous time and state shortest path problem. It is called ”single pass” because at every point of the discretization grid, the value is computed at most k times, where k is a bound not related to the discretization mesh. Such an approach was initially introduced to solve the front propagation problem, then extended to more general stationary Hamilton-Jacobi equations. It takes advantage of the property that the evolution of the region behind a “propagation front” is monotonely increasing, the so called the “causality” property. In general, the fast marching method implemented in a d -dimensional grid with M points requires a number of arithmetic operations in the order of $K_d M \log M$, in which the constant $K_d \in [2d, D^d]$ depends on the type of discrete neighborhood that is considered (and D is the maximal diameter of neighborhoods).

Although the fast-marching is a fast, single pass, method, it remains a grid-based method, and hence still suffers from the ”curse of dimensionality”. Indeed, the size of nonlinear systems to be solved is exponential in the dimension d , making the numerical computation untractable even on modern computers. Several types of discretizations or representations have been developed recently to overcome the curse of dimensionality for HJ equations. One may cite the sparse grids approximations of Bokanowski, Garcke, Griebel and Klompaker [BGGK13], or of Kang and Wilcox [KW17], the tensor decompositions of Dolgov, Kalise and Kunisch [DKK21] or of Oster, Sallandt and Schneider [OSS22], the deep learning techniques applied by Nakamura-Zimmerer, Gong, and Kang [NZGK21] or by Darbon and Meng [DM21]. In the case of structured problems, one may also cite the max-plus or tropical numerical method of McEneaney [McE06, McE07], see also [MDG08, Qu13, Qu14, Dow18] for further developments, and the Hopf formula of Darbon and Osher [DO16], see also [CDOY19, KMH⁺18, YD21].

Another way to overcome the curse of dimensionality is to replace the general problem of solving the HJ equation by the one of computing the optimal trajectories between two given points. The latter problem can be solved, under some convexity assumptions, by the Pontryagin Maximum Principle approach [RZ98, RZ99, BZ99], which is normally done by searching for the zero of a certain shooting function (the dimensionality of the systems to be solved for such a shooting method is normally $2d$). Another method is the stochastic dual dynamic programming (SDDP) [PP91, Sha11, GLP15], in which the value function is approximated by a finite supremum of affine maps, and thus can be computed efficiently by linear programming solvers. In the absence of convexity assumptions, these methods may only lead to a local minimum. In that case, more recent methods consist in exploiting the structure of the problem, in order to reduce the set of possible trajectories among which the optimization is done. For instance, Alla, Falcone and Saluzzi [AFS19] (see also [AFS20]) introduced a tree structure discretization, taking advantage of the Lipschitz continuity of the value function. Also, Bokanowski, Gammoudi, and Zidani [BGZ22] introduced an adaptive discretization in the control space, which has shown to be efficient when the dimension of control space is low.

1.2. Contribution. In this paper, we intend to find the optimal trajectories between two given sets, for the minimal time problem. We develop an adaptive multi-level and causal discretization of the state space, leading to a new algorithm.

Our method is inspired by the recent development of the "Highway Hierarchies" algorithm [DSSW06, SS12] for the (discrete) shortest path problems. The latter algorithm accelerates the Dijkstra's algorithm, to compute the shortest path between any two given points. It first performs a pre-processing computing "highways" in which the optimal paths should go through, then computing the shortest path between two given points using such highways. The highways are themselves computed using a partial application of the Dijkstra's algorithm. By doing so, one can find the exact shortest path, as by using Dijkstra's algorithm, but in a much shorter time. However, the original highway hierarchy method is difficult to implement in the case of a discretized HJ equation, even when this equation is associated to a shortest path problem. Indeed regularity properties may prevent the existence of highways in an exact sense. Also the computation and storage complexity of the pre-processing procedure (computing highways) is equivalent to the one of Dijkstra's algorithm, making the highway hierarchy method being more suitable to problems in which numerous queries have to be solved quickly, on a fixed graph (a typical use case is GPS path planning).

Our approach combines the idea of highway hierarchy with the one of multi-level grids, in order to reduce the search space. Indeed, we compute (approximate) "highways" by using a coarse grid. Then, we perform a fast marching in a finer grid, restricted to a neighborhood of the highways. This method is iterated, with finer and finer grids, and smaller and smaller neighborhoods, until the desired accuracy is reached.

We show that, by using our algorithm, the final approximation error is as good as the one obtained by discretizing directly the whole domain with the finest grid. Moreover, the number of elementary operations and the size of the memory needed to get an error of ε are considerably reduced. Indeed, recall that the number of arithmetic operations of conventional grid-based methods is in the order of $\tilde{O}(\varepsilon^{-\frac{d}{\gamma}} K_d)$, where d is the dimension of the problem, $0 < \gamma \leq 1$ is the convergence rate of the classical fast marching method, $K_d \in [2d, L^d]$ for some constant L depending on the diameter of discrete neighborhoods, and $\tilde{O}(x)$ ignores the logarithmic factors. For our multi-level method, with suitable parameters, the number of arithmetic operations is in the order of $\tilde{O}(C^d \varepsilon^{-\frac{1+(d-1)(1-\gamma\beta)}{\gamma}})$, where $C > 1$ is a constant depending on the problem characteristics, and $0 < \beta \leq 1$ measures the "stiffness" of the value function around optimal trajectories. Then, our complexity bound reduces to $\tilde{O}(C^d \varepsilon^{-1})$ when $\gamma = \beta = 1$. Hence, considering the dependence in ε only, we reduce the complexity bound from $\tilde{O}(\varepsilon^{-\frac{d}{\gamma}})$ to $\tilde{O}(\varepsilon^{-\frac{1+(d-1)(1-\gamma\beta)}{\gamma}})$. Moreover, under some regularity assumptions, the complexity bound becomes $\tilde{O}(\varepsilon^{-1})$ and is thus of same order as for one dimensional problems.

This paper is organized as follows: In Section 2, we give some preliminary results on the HJ equation and the minimum time optimal control problem. In Section 3, we present our original idea from the continuous point of view, and give some results which will be useful to prove the correctness of our algorithm. In Section 4, we present our algorithm, from the discretization method to the implementation. We also describe a specific data storage structure, with hashing techniques, which is essential to implement our algorithm in an efficient way. In Section 5, we give the computational complexity of our new algorithm,

by providing error bound. Finally, in section 6, we present numerical tests, for problems of dimension 2 to 7.

2. HAMILTON-JACOBI EQUATION FOR THE MINIMUM TIME PROBLEM

2.1. The Minimum Time Problem. Let Ω be an open, bounded domain in \mathbb{R}^d . Let S_1 be the unit sphere in \mathbb{R}^d , i.e., $S_1 = \{x \in \mathbb{R}^d, \|x\| = 1\}$ where $\|\cdot\|$ denotes the Euclidean norm. Let $\mathcal{A} = \{\alpha : \mathbb{R}_{\geq 0} \mapsto S_1 : \alpha(\cdot) \text{ is measurable}\}$ denote the set of controls, every $\alpha \in \mathcal{A}$ is then the unit vector determining the direction of motion. We denote by f the speed function, and assume the following basic regularity properties:

Assumption (A1)

- (i) $f : \bar{\Omega} \times S_1 \mapsto \mathbb{R}_{>0}$ is continuous.
- (ii) f is bounded on $\bar{\Omega} \times S_1$, i.e., $\exists M_f > 0$ s.t. $\|f(x, \alpha)\| \leq M_f, \forall x \in \bar{\Omega}, \forall \alpha \in S_1$.
- (iii) There exists constants $L_f, L_{f,\alpha} > 0$ such that $|f(x, \alpha) - f(x', \alpha)| \leq L_f |x - x'|, \forall \alpha \in S_1, \forall x, x' \in \Omega$ and $|f(x, \alpha) - f(x, \alpha')| \leq L_{f,\alpha} |\alpha - \alpha'|, \forall x \in \Omega, \forall \alpha, \alpha' \in S_1$.

Let \mathcal{K}_{src} and \mathcal{K}_{dst} be two disjoint compact subsets of Ω (called the *source* and the *destination* resp.). Our goal is to find the minimum time necessary to travel from \mathcal{K}_{src} to \mathcal{K}_{dst} , and the optimal trajectories between \mathcal{K}_{src} and \mathcal{K}_{dst} , together with the optimal control α .

We intend to solve the following optimal control problem:

$$(1) \quad \begin{aligned} & \inf \tau \geq 0 \\ & \text{s.t.} \begin{cases} \dot{y}(t) = f(y(t), \alpha(t))\alpha(t), \quad \forall t \in [0, \tau] , \\ y(0) \in \mathcal{K}_{\text{src}}, \quad y(\tau) \in \mathcal{K}_{\text{dst}} , \\ y(t) \in \bar{\Omega}, \quad \alpha(t) \in \mathcal{A}, \quad \forall t \in [0, \tau] . \end{cases} \end{aligned}$$

2.2. HJ Equation for the Minimum Time Problem. A well known sufficient and necessary optimality condition for the above problem is given by the Hamilton-Jacobi-Bellman equation, which is deduced from the dynamic programming principle. Indeed, one can consider the following controlled dynamical system:

$$(2) \quad \begin{cases} \dot{y}(t) = f(y(t), \alpha(t))\alpha(t), \quad \forall t \geq 0 , \\ y(0) = x . \end{cases}$$

We denote by $y_\alpha(x; t)$ the solution of the above dynamical system (2) with $\alpha \in \mathcal{A}$ and $y_\alpha(x; s) \in \bar{\Omega}$ for all $0 \leq s \leq t$. More precisely, we restrict the set of control trajectories so that the state y stays inside the domain $\bar{\Omega}$, i.e., we consider the following set of controls:

$$(3) \quad \mathcal{A}_{\Omega, x} := \{\alpha \in \mathcal{A} \mid y_\alpha(x; s) \in \bar{\Omega}, \text{ for all } s \geq 0\} ,$$

and we further assume $\mathcal{A}_{\Omega, x} \neq \emptyset$. In other words, the structure of the control set $\mathcal{A}_{\Omega, x}$ is adapted to the state constraint “ $y \in \bar{\Omega}$ ”. Let us define the cost functional by:

$$(4) \quad J_{\rightarrow d}(\alpha(\cdot), x) = \inf\{\tau \geq 0 \mid y_\alpha(x; \tau) \in \mathcal{K}_{\text{dst}}\} ,$$

“ $\rightarrow d$ ” means arrival to destination. The value function $T_{\rightarrow d} : \bar{\Omega} \mapsto \mathbb{R} \cup \{+\infty\}$ is defined by

$$(5) \quad T_{\rightarrow d}(x) = \inf_{\alpha \in \mathcal{A}_{\Omega, x}} J_{\rightarrow d}(\alpha(\cdot), x) .$$

Then, restricted to $\overline{\Omega \setminus \mathcal{K}_{\text{dst}}}$, $T_{\rightarrow d}$ is a viscosity solution of the following state constrained Hamilton-Jacobi-Bellman equation:

$$(6) \quad \begin{cases} -(\min_{\alpha \in S_1} \{(\nabla T_{\rightarrow d}(x) \cdot \alpha) f(x, \alpha)\} + 1) = 0, & x \in \Omega \setminus \mathcal{K}_{\text{dst}} , \\ -(\min_{\alpha \in S_1} \{(\nabla T_{\rightarrow d}(x) \cdot \alpha) f(x, \alpha)\} + 1) \geq 0, & x \in \partial\Omega , \\ T_{\rightarrow d}(x) = 0 & x \in \partial\mathcal{K}_{\text{dst}} . \end{cases}$$

Here, considering $F(x, r, p) = -\min_{\alpha \in S_1} \{p \cdot f(x, \alpha)\alpha + 1\}$, $\mathcal{O} = \Omega \setminus \mathcal{K}_{\text{dst}}$ and $\partial_t \mathcal{O} = \partial\mathcal{K}_{\text{dst}}$, we use the following definition for the viscosity solution of the following state constrained HJ equation with continuous hamiltonian $F : \mathbb{R}^d \times \mathbb{R} \times \mathbb{R}^d \rightarrow \mathbb{R}$, open bounded domain $\mathcal{O} \subset \mathbb{R}^d$, and ‘‘target’’ $\partial_t \mathcal{O} \subset \partial\mathcal{O}$:

$$SC(F, \mathcal{O}, \partial_t \mathcal{O}) \quad \begin{cases} F(x, u(x), Du(x)) = 0, & x \in \mathcal{O} , \\ F(x, u(x), Du(x)) \geq 0, & x \in \partial\mathcal{O} \setminus (\partial_t \mathcal{O}) , \\ u(x) = 0, & x \in \partial_t \mathcal{O} . \end{cases}$$

When there is no target set, that is $\partial_t \mathcal{O} = \emptyset$, the following definition corresponds to the one introduced first by Soner in [Son86a] (see also [BCD08]), the case with a nonempty closed target set $\partial_t \mathcal{O}$ is inspired by the results of [CDL90].

Definition 2.1 (compare with [Son86a, BCD08, CDL90]). Let $u : \overline{\mathcal{O}} \rightarrow \mathbb{R}$ be continuous.

- (i) The function u is a viscosity subsolution of $(SC(F, \mathcal{O}, \partial_t \mathcal{O}))$ if for every test function $\psi \in \mathcal{C}^1(\overline{\mathcal{O}})$, for all local maximum points $x_0 \in \overline{\mathcal{O}}$ of the function $u - \psi$, we have:

$$\begin{cases} F(x_0, u(x_0), D\psi(x_0)) \leq 0 & \text{if } x_0 \in \mathcal{O} , \\ u(x_0) \leq 0 & \text{if } x_0 \in \partial_t \mathcal{O} . \end{cases}$$

- (ii) The function u is a viscosity supersolution of $(SC(F, \mathcal{O}, \partial_t \mathcal{O}))$ if for every test function $\psi \in \mathcal{C}^1(\overline{\mathcal{O}})$, for all local minimum points $x_0 \in \overline{\mathcal{O}}$ of the function $u - \psi$, we have:

$$\begin{cases} F(x_0, u(x_0), D\psi(x_0)) \geq 0 & \text{if } x_0 \notin \partial_t \mathcal{O} , \\ u(x_0) \geq 0 & \text{otherwise.} \end{cases}$$

- (iii) The function u is a viscosity solution of $(SC(F, \mathcal{O}, \partial_t \mathcal{O}))$ if and only if it is a viscosity subsolution and supersolution of $(SC(F, \mathcal{O}, \partial_t \mathcal{O}))$.

A basic method in the studies of the above system (see [Vla06], [Bar89], [BCD08, Chapter-IV]) is the change of variable:

$$(7) \quad v_{\rightarrow d}(x) = 1 - e^{-T_{\rightarrow d}(x)} ,$$

which was first used by Kruzkov [Kru75]. By doing so, $v_{\rightarrow d}(x)$ is automatically bounded and Lipschitz continuous. Once $v_{\rightarrow d}$ is computed, we can directly get the minimum time for x by $T_{\rightarrow d}(x) = -\log(1 - v_{\rightarrow d}(x))$.

In fact, consider a new control problem associated to the dynamical system (2), and the discounted cost functional defined by

$$(8) \quad J'_{\rightarrow d}(\alpha(\cdot), x) = \inf \left\{ \int_0^\tau e^{-t} dt \mid \tau \geq 0, y_\alpha(x; \tau) \in \mathcal{K}_{\text{dst}} \right\} ,$$

for $\alpha \in \mathcal{A}_{\Omega, x}$. Then, the value function v of the control problem given by

$$(9) \quad v(x) = \inf_{\alpha \in \mathcal{A}_{\Omega, x}} J'_{\rightarrow d}(\alpha(\cdot), x)$$

coincides with $v_{\rightarrow d}$ in (7). Let now

$$(10) \quad F(x, r, p) = - \min_{\alpha \in S_1} \{p \cdot f(x, \alpha)\alpha + 1 - r\} .$$

This Hamiltonian corresponds to the new control problem (2,8,9), and the restriction of the value function $v_{\rightarrow d}$ to $\Omega \setminus \mathcal{K}_{\text{dst}}$ is a viscosity solution of the state constrained HJ equation $SC(F, \Omega \setminus \mathcal{K}_{\text{dst}}, \partial\mathcal{K}_{\text{dst}})$.

The uniqueness of the solution of Equation $SC(F, \Omega \setminus \mathcal{K}_{\text{dst}}, \partial\mathcal{K}_{\text{dst}})$ in the viscosity sense and the equality of this solution with the value function need not hold if the boundary condition is not well defined. When the target set is empty, Soner [Son86a, Son86b] introduced sufficient conditions for the uniqueness of the viscosity solution of $(SC(F, \mathcal{O}, \partial_t\mathcal{O}))$ and the equality with the corresponding value function. One of these conditions involves the dynamics of the controlled process on $\partial\mathcal{O}$, see [Son86a, (A3)], which is automatically satisfied when F is as in (10), and f satisfies Assumption (A1) with \mathcal{O} instead of Ω . Similar conditions are proposed in [CDL90]. We state below the result of [CDL90] with the remaining conditions, and for a general open bounded domain \mathcal{O} , instead of Ω , as we shall need such a result in the sequel.

Theorem 2.2 (Corollary of [CDL90, Th. IX.1, IX.3 and X.2], see also [Son86a]). *Let \mathcal{O} be an open domain of \mathbb{R}^d , let $\partial_t\mathcal{O} \subset \partial\mathcal{O}$ be compact, and assume that $\partial\mathcal{O} \setminus \partial_t\mathcal{O}$ is of class C^1 . Let F be as in (10) with f satisfying Assumption (A1) with \mathcal{O} instead of Ω . Then the comparison principle holds for $SC(F, \mathcal{O}, \partial_t\mathcal{O})$, i.e., any viscosity subsolution is upper bounded by any viscosity supersolution. In particular, the viscosity solution is unique. Moreover, it coincides with the value function $v_{\rightarrow d}$ in (9) of the optimal control problem with dynamics (2) and criteria (8), in which Ω and \mathcal{K}_{dst} are replaced by \mathcal{O} and $\partial_t\mathcal{O}$, respectively.*

We should also mention the recent works of [BFZ10, BFZ11, HWZ18] which characterized the value function of the state constrained problems without any controllability assumptions.

Once $SC(F, \Omega \setminus \mathcal{K}_{\text{dst}}, \partial\mathcal{K}_{\text{dst}})$ is solved, one can easily get the value of the original minimum time problem by computing the minimum of $v_{\rightarrow d}(x)$ over \mathcal{K}_{src} . We shall denote the set of minimum points by \mathcal{X}_{src} , i.e.,

$$(11) \quad \mathcal{X}_{\text{src}} = \text{Argmin}_{x \in \mathcal{K}_{\text{src}}} v_{\rightarrow d}(x) .$$

Since $v_{\rightarrow d}$ is continuous (by Theorem 2.2) and \mathcal{K}_{src} is compact, we get that \mathcal{X}_{src} is a nonempty compact set.

2.3. HJ Equation in Reverse Direction. We shall also use another equivalent optimality condition characterization for the minimum time problem (1), obtained by applying the dynamic programming principle in a reverse direction.

Let us consider the following controlled dynamical system:

$$(12) \quad \begin{cases} \dot{\tilde{y}}(t) = -f(\tilde{y}(t), \tilde{\alpha}(t))\tilde{\alpha}(t), \quad \forall t \geq 0, \\ \tilde{y}(0) = x . \end{cases}$$

We denote by $\tilde{y}_{\tilde{\alpha}}(x; t)$ the solution of the above dynamical system (12) with $\tilde{\alpha}(t) = \alpha(\tau - t) \in \mathcal{A}$, for all $t \in [0, \tau]$. Then automatically $\tilde{y}(t) = y(\tau - t)$ with y as in (2). Let us denote the

state constrained control trajectories for this new problem by $\tilde{\mathcal{A}}_{\Omega,x}$, i.e.,

$$(13) \quad \tilde{\mathcal{A}}_{\Omega,x} = \{\tilde{\alpha} \in \mathcal{A} \mid \tilde{y}_{\tilde{\alpha}}(x; s) \in \overline{\Omega}, \text{ for all } s \geq 0\} .$$

Consider the following cost functional:

$$(14) \quad J_{s \rightarrow}(\tilde{\alpha}(\cdot), x) = \inf\{\tau \geq 0 \mid \tilde{y}_{\tilde{\alpha}}(x; \tau) \in \mathcal{K}_{\text{src}}\} ,$$

where "s \rightarrow " means from source, and the value function is given by

$$(15) \quad T_{s \rightarrow}(x) = \inf_{\tilde{\alpha} \in \tilde{\mathcal{A}}_{\Omega,x}} J_{s \rightarrow}(\tilde{\alpha}(\cdot), x) \in \mathbb{R} \cup \{+\infty\} .$$

Then, the restriction of $T_{s \rightarrow}$ to $\overline{\Omega \setminus \mathcal{K}_{\text{src}}}$ is a viscosity solution of the following state constrained HJ equation:

$$(16) \quad \begin{cases} -(\min_{\alpha \in S_1} \{-(\nabla T_{s \rightarrow}(x) \cdot \tilde{\alpha})f(x, \tilde{\alpha})\} + 1) = 0, & x \in \Omega \setminus \mathcal{K}_{\text{src}} , \\ -(\min_{\alpha \in S_1} \{-(\nabla T_{s \rightarrow}(x) \cdot \tilde{\alpha})f(x, \tilde{\alpha})\} + 1) \geq 0, & x \in \partial\Omega , \\ T_{s \rightarrow}(x) = 0, & x \in \partial\mathcal{K}_{\text{src}} . \end{cases}$$

Using the same change of variable technique, we have $v_{s \rightarrow}(x) = 1 - e^{-T_{s \rightarrow}(x)}$, and we transform the above system (16) into the state constrained HJ equation $SC(F^*, \Omega \setminus \mathcal{K}_{\text{src}}, \partial\mathcal{K}_{\text{src}})$, where $F^*(x, r, p) = F(x, r, -p)$. Notice that $SC(F^*, \Omega \setminus \mathcal{K}_{\text{src}}, \partial\mathcal{K}_{\text{src}})$ is also associated to a new optimal control problem, for which the dynamics is given by (12) and the value function is given by

$$(17) \quad v_{s \rightarrow}(x) = \inf_{\tilde{\alpha} \in \tilde{\mathcal{A}}_{\Omega,x}} \inf \left\{ \int_0^\tau e^{-t} dt \mid \tau \geq 0, \tilde{y}_{\tilde{\alpha}}(x; \tau) \in \mathcal{K}_{\text{src}} \right\} .$$

By doing so, to solve the original minimum time problem (1), one can also solve the equation $SC(F^*, \Omega \setminus \mathcal{K}_{\text{src}}, \partial\mathcal{K}_{\text{src}})$ to get $v_{s \rightarrow}$, and then compute the minimum of $v_{s \rightarrow}(x)$ over \mathcal{K}_{dst} . We shall also denote by \mathcal{X}_{dst} the set of minimum points, i.e.,

$$(18) \quad \mathcal{X}_{\text{dst}} = \text{Argmin}_{x \in \mathcal{K}_{\text{dst}}} v_{s \rightarrow}(x) .$$

Again, as for \mathcal{X}_{src} , we get that \mathcal{X}_{dst} is a nonempty compact set.

3. REDUCING THE STATE SPACE OF THE CONTINUOUS SPACE PROBLEM

The above two equivalent characterizations of the minimum time between \mathcal{K}_{src} and \mathcal{K}_{dst} give us an inspiration to formulate optimal trajectories between \mathcal{K}_{src} and \mathcal{K}_{dst} by using the value functions from the two directions. In this section, we shall show how to reduce the state space Ω of the original minimum time problem, using $v_{s \rightarrow}$ and $v_{d \rightarrow}$, while preserving optimal trajectories.

3.1. The Optimal Trajectory. We first give the definition of an optimal trajectory:

Definition 3.1. For every $x \in \overline{\Omega}$, We say that $y_{\alpha^*}(x; \cdot) : [0, \tau] \mapsto \overline{\Omega}$ is an optimal trajectory with associated optimal control α^* for Problem (2,8,9), if the minimum in (9) is achieved in α^* . We denote by Γ_x^* the set of *geodesic points* starting from x , i.e.,

$$\Gamma_x^* = \{y_{\alpha^*}(x; t) \mid t \in [0, \tau], \alpha^* \text{ optimal}\} .$$

Remark 3.2. We can use the same method to define the optimal trajectory for the problem in reverse direction as defined in Section 2.3. Moreover, we denote $\tilde{\Gamma}_x^* = \{\tilde{y}_{\tilde{\alpha}^*}(x; t) \mid t \in [0, \tau], \tilde{\alpha}^* \text{ optimal}\}$ the set of geodesic points starting from x in the reverse direction.

Proposition 3.3. *We have*

$$\cup_{x \in \mathcal{X}_{\text{src}}} \{\Gamma_x^*\} = \cup_{x \in \mathcal{X}_{\text{dst}}} \{\tilde{\Gamma}_x^*\} ,$$

and if the latter set is nonempty, then

$$\inf_{x \in \mathcal{K}_{\text{src}}} v_{\rightarrow d}(x) = \inf_{x \in \mathcal{K}_{\text{dst}}} v_{\leftarrow s}(x) .$$

Proof. Let $y_{\alpha^*}(x_{\text{src}}; \cdot) : [0, \tau^*] \mapsto \bar{\Omega}$ be an optimal trajectory for the problem (2,8,9), with $x_{\text{src}} \in \mathcal{K}_{\text{src}}$ and the optimal control α^* . Let us denote $x_{\text{dst}} := y_{\alpha^*}(x_{\text{src}}; \tau^*) \in \mathcal{K}_{\text{dst}}$. Consider the problem in reverse direction starting at x_{dst} , and the control $\tilde{\alpha}^*$ such that $\tilde{\alpha}^*(s) = \alpha^*(\tau^* - s)$, $\forall s \in [0, \tau^*]$. Then, the associated state at time s is $\tilde{y}_{\tilde{\alpha}^*}(x_{\text{dst}}; s) = y_{\alpha^*}(x_{\text{src}}; \tau^* - s)$. In particular $\tilde{y}_{\tilde{\alpha}^*}(x_{\text{dst}}; \tau^*) = x_{\text{src}} \in \mathcal{K}_{\text{src}}$, and the trajectory $\tilde{y}_{\tilde{\alpha}^*}(x_{\text{dst}}; \cdot)$ arrives in \mathcal{K}_{src} at time τ^* . By definition of the value function, we have:

$$(19) \quad v_{\leftarrow s}(x_{\text{dst}}) \leq \int_0^{\tau^*} e^{-s} ds = v_{\rightarrow d}(x_{\text{src}}) ,$$

with equality if and only if $\tilde{\alpha}^*$ is optimal.

Let us assume that $\cup_{x \in \mathcal{X}_{\text{src}}} \{\Gamma_x^*\}$ is nonempty, and take $x_{\text{src}} \in \mathcal{X}_{\text{src}}$, such that $\Gamma_{x_{\text{src}}}^*$ is nonempty, we get

$$(20) \quad v_{\leftarrow s}(x_{\text{dst}}) \leq v_{\rightarrow d}(x_{\text{src}}) = \inf_{x_{\text{src}} \in \mathcal{K}_{\text{src}}} v_{\rightarrow d}(x_{\text{src}}) .$$

If the above inequality is strict, then there exists a trajectory (not necessary optimal) $\tilde{y}_{\tilde{\alpha}'}(x_{\text{dst}}; \cdot)$ starting from x_{dst} and arriving in $x'_{\text{src}} \in \mathcal{K}_{\text{src}}$ at time $\tau' < \tau^*$. Then, the reverse trajectory $y_{\alpha'}(x'_{\text{src}}; \cdot)$ is starting from x'_{src} and arrives in x_{dst} at time τ' , and we get $v_{\rightarrow d}(x'_{\text{src}}) = 1 - e^{-\tau'} < v_{\rightarrow d}(x_{\text{src}})$ which is impossible. This shows the equality in (20) and that $\tilde{\alpha}^*$ is optimal, so $\tilde{\Gamma}_{x_{\text{dst}}}^*$ is nonempty. Also, if $x_{\text{dst}} \notin \mathcal{X}_{\text{dst}}$, by the same construction applied to $x'_{\text{dst}} \in \mathcal{X}_{\text{dst}}$, we get a contradiction, showing that $x_{\text{dst}} \in \mathcal{X}_{\text{dst}}$. Hence $\cup_{x \in \mathcal{X}_{\text{dst}}} \{\tilde{\Gamma}_x^*\}$ is nonempty, and $y_{\alpha^*}(x_{\text{src}}; s) = \tilde{y}_{\tilde{\alpha}^*}(x_{\text{dst}}; \tau^* - s) \in \cup_{x \in \mathcal{X}_{\text{dst}}} \{\tilde{\Gamma}_x^*\}$. Since this holds for all optimal trajectories y_{α^*} starting in any $x_{\text{src}} \in \mathcal{X}_{\text{src}}$, we deduce that $\cup_{x \in \mathcal{X}_{\text{src}}} \{\Gamma_x^*\} \subset \cup_{x \in \mathcal{X}_{\text{dst}}} \{\tilde{\Gamma}_x^*\}$. By symmetry, we obtain the equality, so the first equality of the proposition. Moreover, by the equality in (20), we also get the second equality of the proposition. \square

Remark 3.4. Note that in Proposition 3.3, all the sets Γ_x^* with $x \in \mathcal{X}_{\text{src}}$ may be empty, which would imply that all the sets $\tilde{\Gamma}_x^*$ with $x \in \mathcal{X}_{\text{dst}}$ are empty. In that case, we need to replace the sets Γ_x^* and $\tilde{\Gamma}_x^*$ by δ -geodesic sets.

From now on, we set $\Gamma^* = \cup_{x \in \mathcal{X}_{\text{src}}} \{\Gamma_x^*\} = \cup_{x \in \mathcal{X}_{\text{dst}}} \{\tilde{\Gamma}_x^*\}$, and call it *the set of geodesic points from \mathcal{K}_{src} to \mathcal{K}_{dst}* . When Γ^* is nonempty, using Proposition 3.3, we shall denote by v^* the following value:

$$v^* := \inf_{x \in \mathcal{K}_{\text{src}}} v_{\rightarrow d}(x) = \inf_{x \in \mathcal{K}_{\text{dst}}} v_{\leftarrow s}(x) .$$

Once v^* is obtained, we can directly get the minimum time by $\tau^* = -\log(1 - v^*)$.

Lemma 3.5. *Assume Γ^* is non-empty. Then, we have*

$$(21) \quad v^* = \inf_{y \in \bar{\Omega}} \{v_{\leftarrow s}(y) + v_{\rightarrow d}(y) - v_{\leftarrow s}(y)v_{\rightarrow d}(y)\} ,$$

and the infimum is attained for every $x \in \Gamma^*$. Moreover, if there exists an optimal trajectory between any two points of $\bar{\Omega}$, then x is optimal in (21), that is $(v_{\leftarrow s}(x) + v_{\rightarrow d}(x) - v_{\leftarrow s}(x)v_{\rightarrow d}(x)) = v^*$, if and only if $x \in \Gamma^*$.

Proof. Fix $x \in \bar{\Omega}$. By definition of the value function, we have:

$$v_{s \rightarrow}(x) = \inf_{\substack{\tau > 0, \tilde{\alpha} \in \tilde{\mathcal{A}}_{\Omega, x} \\ \tilde{y}_{\tilde{\alpha}}(x; \tau) \in \mathcal{K}_{\text{src}}}} \left\{ \int_0^\tau e^{-t} dt \right\}, \quad v_{\rightarrow d}(x) = \inf_{\substack{\tau' > 0, \alpha' \in \mathcal{A}_{\Omega, x} \\ y_{\alpha'}(x; \tau') \in \mathcal{K}_{\text{dst}}}} \left\{ \int_0^{\tau'} e^{-t} dt \right\}.$$

For any $\tau > 0$ and $\tilde{\alpha} \in \tilde{\mathcal{A}}_{\Omega, x}$ s.t. $\tilde{y}_{\tilde{\alpha}}(x; \tau) \in \mathcal{K}_{\text{src}}$, denote $x_{\text{src}} = \tilde{y}_{\tilde{\alpha}}(x; \tau) \in \mathcal{K}_{\text{src}}$. Then, by the simple change of variable $s = \tau - t$ and $\alpha(s) = \tilde{\alpha}(\tau - t)$, we have $\alpha \in \mathcal{A}_{\Omega, x_{\text{src}}}$ and $y_\alpha(x_{\text{src}}; \tau) = x$. This implies

$$(22) \quad v_{s \rightarrow}(x) = \inf_{\substack{\tau > 0, x_{\text{src}} \in \mathcal{K}_{\text{src}}, \alpha \in \mathcal{A}_{\Omega, x_{\text{src}}} \\ y_\alpha(x_{\text{src}}; \tau) = x}} \left\{ \int_0^\tau e^{-s} ds \right\}.$$

Moreover, for $\tau' > 0$ and $\alpha' \in \mathcal{A}_{\Omega, x}$ s.t. $y_{\alpha'}(x; \tau') \in \mathcal{K}_{\text{dst}}$, we denote $x_{\text{dst}} = y_{\alpha'}(x; \tau') \in \mathcal{K}_{\text{dst}}$, so that

$$(23) \quad v_{\rightarrow d}(x) = \inf_{\substack{\tau' > 0, x_{\text{dst}} \in \mathcal{K}_{\text{dst}}, \alpha' \in \mathcal{A}_{\Omega, x} \\ y_{\alpha'}(x; \tau') = x_{\text{dst}}}} \left\{ \int_0^{\tau'} e^{-t} dt \right\}.$$

Let $\tau > 0, x_{\text{src}} \in \mathcal{K}_{\text{src}}, \alpha \in \mathcal{A}_{\Omega, x_{\text{src}}}$ be such that $y_\alpha(x_{\text{src}}; \tau) = x$ and $\tau' > 0, x_{\text{dst}} \in \mathcal{K}_{\text{dst}}, \alpha' \in \mathcal{A}_{\Omega, x}$ be such that $y_{\alpha'}(x; \tau') = x_{\text{dst}}$. Concatenating α stopped at time τ and $t \in [\tau, \infty) \mapsto \alpha'(t - \tau)$, we obtain $\alpha'' \in \mathcal{A}_{\Omega, x_{\text{src}}}$ such that $y_{\alpha''}(x_{\text{src}}; \tau + \tau') = x_{\text{dst}}$ and the trajectory from x_{src} to x_{dst} is going through x at time τ . Then,

$$(24) \quad \int_0^\tau e^{-s} ds + e^{-\tau} \int_0^{\tau'} e^{-t} dt = \int_0^{\tau + \tau'} e^{-s} ds \geq v^*.$$

where the last inequality comes from the second equality in Proposition 3.3.

For any $\lambda, \mu \in [0, 1]$, rewriting $\lambda + \mu - \lambda\mu = \lambda + (1 - \lambda)\mu$ or $\mu + (1 - \mu)\lambda$, we see that the map $[0, 1]^2 \rightarrow \mathbb{R}$, $(\lambda, \mu) \mapsto \lambda + \mu - \lambda\mu$ is nondecreasing in each of its variables (separately), and thus commutes with the infimum operation in each variable. Using this property, and that $0 \leq \int_0^\tau e^{-s} ds \leq 1$ and $1 - \int_0^\tau e^{-s} ds = e^{-\tau}$, for all $\tau > 0$, and taking the infimum in (24), first over τ and then over τ' , we deduce:

$$v_{s \rightarrow}(x) + v_{\rightarrow d}(x) - v_{s \rightarrow}(x)v_{\rightarrow d}(x) \geq v^*.$$

Since the above inequality is an equality for $x \in \mathcal{X}_{\text{dst}}$ or $x \in \mathcal{X}_{\text{src}}$, we deduce (21).

If $x \in \Gamma^*$, there exist $x_{\text{src}} \in \mathcal{K}_{\text{src}}, x_{\text{dst}} \in \mathcal{K}_{\text{dst}}$ and $\alpha \in \mathcal{A}_{\Omega, x_{\text{src}}}$ such that $y_\alpha(x_{\text{src}}; \tau^*) = x_{\text{dst}}$ and $y_\alpha(x_{\text{src}}; \tau) = x$ for some $0 \leq \tau \leq \tau^*$. Taking $\tau' = \tau^* - \tau$, we get an equality in (24), and using the nondecreasing property with respect to τ and τ' , we deduce the reverse inequality $v^* \geq v_{s \rightarrow}(x) + v_{\rightarrow d}(x) - v_{s \rightarrow}(x)v_{\rightarrow d}(x)$, so the equality.

Let now $x \in \Omega$ be optimal in (21), that is satisfy $(v_{s \rightarrow}(x) + v_{\rightarrow d}(x) - v_{s \rightarrow}(x)v_{\rightarrow d}(x)) = v^*$. Assuming that there exists an optimal trajectory for each of the two minimum time problems starting from any point, there exist $\tau > 0, x_{\text{src}} \in \mathcal{K}_{\text{src}}, \alpha \in \mathcal{A}_{\Omega, x_{\text{src}}}$ such that $y_\alpha(x_{\text{src}}; \tau) = x$ and $\tau' > 0, x_{\text{dst}} \in \mathcal{K}_{\text{dst}}, \alpha' \in \mathcal{A}_{\Omega, x}$ such that $y_{\alpha'}(x; \tau') = x_{\text{dst}}$, which are optimal in the above infimum (22) and (23). So again concatenating α stopped at time $\tau = T_{s \rightarrow}(x)$ and $t \in [\tau, \infty) \mapsto \alpha'(t - \tau)$, we obtain $\alpha'' \in \mathcal{A}_{\Omega, x_{\text{src}}}$ and a trajectory from x_{src} to x_{dst} going through x at time τ and arriving at x_{dst} at time $\tau + \tau'$. Using (24), we get $v^* = (v_{s \rightarrow}(x) + v_{\rightarrow d}(x) - v_{s \rightarrow}(x)v_{\rightarrow d}(x)) = \int_0^{\tau + \tau'} e^{-s} ds$, so α'' is optimal, which shows $x \in \Gamma^*$. \square

For easy expression, for every $x \in \overline{\Omega}$ and $v = (v_{s \rightarrow}, v_{d \rightarrow})$, we denote

$$(25) \quad \mathcal{F}_v(x) = v_{s \rightarrow}(x) + v_{d \rightarrow}(x) - v_{s \rightarrow}(x)v_{d \rightarrow}(x) .$$

3.2. Reduction of The State Space. Let us now consider the open subdomain \mathcal{O}_η of Ω , determined by a parameter $\eta > 0$, and defined as follows:

$$(26) \quad \mathcal{O}_\eta = \{x \in (\Omega \setminus (\mathcal{K}_{\text{src}} \cup \mathcal{K}_{\text{dst}})) \mid \mathcal{F}_v(x) < \inf_{y \in \Omega} \{\mathcal{F}_v(y) + \eta\} \} .$$

By Assumption (A1), we observe that $v_{s \rightarrow}, v_{d \rightarrow}$ are continuous in $\overline{\Omega}$, so does \mathcal{F}_v , thus the infimum in (26) is achieved by an element $y \in \overline{\Omega}$, and by Lemma 3.5, it is equal to $v^* + \eta$. This also implies that \mathcal{O}_η is an open set. Since $\eta > 0$, we also have that \mathcal{O}_η is always nonempty.

Proposition 3.6. *Under Assumption (A1), and assuming that Γ^* is nonempty, we have*

$$\mathcal{X}_{\text{src}} \subseteq (\partial \mathcal{O}_\eta) \cap (\partial \mathcal{K}_{\text{src}}), \quad \mathcal{X}_{\text{dst}} \subseteq (\partial \mathcal{O}_\eta) \cap (\partial \mathcal{K}_{\text{dst}}), \quad \text{and } \Gamma^* \subset \overline{\mathcal{O}_\eta} \quad \forall \eta > 0 .$$

Proof. Let us first notice that, since \mathcal{F}_v is continuous, we have $\overline{\mathcal{O}_\eta} \supseteq \{x \in (\overline{\Omega \setminus (\mathcal{K}_{\text{src}} \cup \mathcal{K}_{\text{dst}})}) \mid \mathcal{F}_v(x) < \inf_{y \in \Omega} \{\mathcal{F}_v(y) + \eta\}\}$. Moreover, since \mathcal{K}_{src} and \mathcal{K}_{dst} are disjoint compact subsets of Ω , then $\partial \mathcal{O}_\eta \supseteq \{x \in \partial \Omega \cup \partial \mathcal{K}_{\text{src}} \cup \partial \mathcal{K}_{\text{dst}} \mid \mathcal{F}_v(x) < \inf_{y \in \Omega} \{\mathcal{F}_v(y) + \eta\}\}$.

By the dynamic programming principle, and since the cost in (14) is 1 (so positive), and \mathcal{K}_{src} and \mathcal{K}_{dst} are disjoint, we have

$$v_{d \rightarrow}(x) > \inf_{y \in \partial \mathcal{K}_{\text{src}}} v_{d \rightarrow}(y),$$

for all x in the interior of \mathcal{K}_{src} (any trajectory starting in x need to go through $\partial \mathcal{K}_{\text{src}}$). This implies that Γ^* does not intersects the interior of \mathcal{K}_{src} , and similarly Γ^* does not intersects the interior of \mathcal{K}_{dst} , so $\Gamma^* \subseteq \overline{(\Omega \setminus (\mathcal{K}_{\text{src}} \cup \mathcal{K}_{\text{dst}}))}$. Moreover, $\mathcal{X}_{\text{src}} \subseteq \mathcal{K}_{\text{src}} \cap \Gamma^* \subseteq \partial \mathcal{K}_{\text{src}}$ and $\mathcal{X}_{\text{dst}} \subseteq \mathcal{K}_{\text{dst}} \cap \Gamma^* \subseteq \partial \mathcal{K}_{\text{dst}}$.

Now for all $x \in \Gamma^*$, we have $\mathcal{F}_v(x) = v^* = \inf_{y \in \overline{\Omega}} \mathcal{F}_v(y)$, so $x \in \overline{\mathcal{O}_\eta}$, showing that $\Gamma^* \subseteq \overline{\mathcal{O}_\eta}$. Let us now take $x \in \mathcal{X}_{\text{src}}$. We already shown that $\mathcal{X}_{\text{src}} \subseteq \partial \mathcal{K}_{\text{src}}$, and we also have $\mathcal{X}_{\text{src}} \subset \Gamma^*$, so $\mathcal{F}_v(x) = v^*$. All together, this implies that The same argument holds for \mathcal{X}_{dst} . \square

To apply the comparison principle (Theorem 2.2), we need to work with a domain with a \mathcal{C}^1 boundary. To this end, we assume the following assumption

Assumption (A2) Assume that Γ^* is nonempty and that $\Gamma^* \subset \Omega$.

Then, for every $\mu > 0$, we select a function $\mathcal{F}_v^\mu : \overline{\Omega} \rightarrow \mathbb{R}$, that is \mathcal{C}^d , and that approximates \mathcal{F} , i.e.,

$$(27) \quad \|\mathcal{F}_v^\mu - \mathcal{F}_v\|_\infty < \mu .$$

Let us also consider a domain \mathcal{O}_η^μ , deduced from \mathcal{F}_v^μ and defined as follows:

$$(28) \quad \mathcal{O}_\eta^\mu = \{x \in (\Omega \setminus (\mathcal{K}_{\text{src}} \cup \mathcal{K}_{\text{dst}})) \mid \mathcal{F}_v^\mu(x) < \inf_{y \in \Omega} \{\mathcal{F}_v(y) + \eta\} \} ,$$

with $\mu < \eta$. We notice that $\mathcal{O}_{\eta-\mu}^\mu \subseteq \mathcal{O}_\eta \subseteq \mathcal{O}_{\eta+\mu}^\mu$ with arbitrary small μ . Moreover $\overline{\mathcal{O}_\eta^\mu} \subset \Omega$, for η and μ small enough. Then, \mathcal{O}_η^μ can be compared with \mathcal{O}_η , and it is the strict sublevel set of the \mathcal{C}^d function. It can then be seen as a regularization of \mathcal{O}_η . So, for almost all η (small enough) and μ small enough, $(\partial \mathcal{O}_\eta^\mu) \setminus (\mathcal{K}_{\text{dst}} \cup \mathcal{K}_{\text{src}})$ is \mathcal{C}^1 (Corollary of Morse-Sard Theorem, see [Mor39, Sar42]).

We shall see that \mathcal{O}_η^μ is a smooth neighborhood of optimal trajectories, and we intend to reduce the state space of our optimal control problem from $\bar{\Omega}$ to the closure $\overline{\mathcal{O}_\eta^\mu}$ of \mathcal{O}_η^μ . More precisely, starting with the problem in direction “to destination”, we consider a new optimal control problem with the same dynamics and cost functional as in Problem (2,8,9), but we restrict the controls so that the state $y(s)$ stays inside the domain $\overline{\mathcal{O}_\eta^\mu}$, $\forall s \geq 0$.

The reduction of the state space leads to a new set of controls:

$$(29) \quad \mathcal{A}_{\eta,x} := \{\alpha \in \mathcal{A} \mid y_\alpha(x; s) \in \overline{\mathcal{O}_\eta^\mu}, \text{ for all } s \geq 0\} .$$

Let $v_{\rightarrow d}^\eta(x)$ denote the value function of the optimal control problem when the set of controls is $\mathcal{A}_{\eta,x}$. Consider a new state constrained HJ equation: $SC(F, \mathcal{O}_\eta^\mu, (\partial\mathcal{O}_\eta^\mu) \cap (\partial\mathcal{K}_{dst}))$, we have the following result:

Proposition 3.7 (Corollary of Theorem 2.2). *The value function $v_{\rightarrow d}^\eta$ of the control problem in $\overline{\mathcal{O}_\eta^\mu}$ is the unique viscosity solution of $SC(F, \mathcal{O}_\eta^\mu, (\partial\mathcal{O}_\eta^\mu) \cap (\partial\mathcal{K}_{dst}))$.*

Remark 3.8. The same reduction works for the problem in the reverse direction, which is the problem in the direction “from source”. We denote $v_{\leftarrow s}^\eta$ the value function of this problem with the set of controls be $\tilde{\mathcal{A}}_{\eta,x} := \{\tilde{\alpha} \in \mathcal{A} \mid \tilde{y}_{\tilde{\alpha}}(x; s) \in \overline{\mathcal{O}_\eta^\mu}, \text{ for all } s \geq 0\}$.

By the above construction of \mathcal{O}_η^μ , we have the following relation between the value function of the original problem and the value function of the reduced problem:

Proposition 3.9. *If Γ^* is not empty, then $\Gamma^* \subseteq \overline{\mathcal{O}_\eta^\mu}$, and for all $x \in \Gamma^*$, we have:*

$$v_{\leftarrow s}(x) = v_{\leftarrow s}^\eta(x), \quad v_{\rightarrow d}(x) = v_{\rightarrow d}^\eta(x) .$$

Proof. $\Gamma^* \subseteq \overline{\mathcal{O}_\eta^\mu}$ is a straightforward result of Proposition 3.6. Then, we have $v_{\leftarrow s}(x) \leq v_{\leftarrow s}^\eta(x)$, $v_{\rightarrow d}(x) \leq v_{\rightarrow d}^\eta(x)$ for all $x \in \mathcal{O}_\eta^\mu$, since $\mathcal{O}_\eta^\mu \subseteq \Omega$. Then, we also have $v_{\leftarrow s}(x) \geq v_{\leftarrow s}^\eta(x)$, $v_{\rightarrow d}(x) \geq v_{\rightarrow d}^\eta(x)$ for all $x \in \Gamma^*$, since there exists optimal trajectories from $x \in \Gamma^*$ staying in Γ^* and $\Gamma^* \subseteq \overline{\mathcal{O}_\eta^\mu}$. \square

3.3. δ -optimal trajectories and the value function. The above results express properties of exact optimal trajectories. We will also consider approximate, δ -optimal, trajectories. We first give the definition of the δ -optimal trajectory.

Definition 3.10. For every $x \in \Omega$, we say $y_{\alpha^\delta}(x; \cdot) : [0, \tau] \rightarrow \bar{\Omega}$ is a δ -optimal trajectory with associated δ -optimal control $\alpha^\delta : [0, \tau] \rightarrow S^1$ for the problem (2,8,9) if :

$$y_{\alpha^\delta}(x; \tau) \in \mathcal{K}_{dst} \quad \text{and} \quad \int_0^\tau e^{-t} dt \leq v_{\rightarrow d}(x) + \delta .$$

We denote by Γ_x^δ the set of δ -geodesic points starting from x , i.e.,

$$\Gamma_x^\delta = \{y_{\alpha^\delta}(x; t) \mid t \in [0, \tau], \alpha^\delta : [0, \tau] \rightarrow S^1 \text{ } \delta\text{-optimal}\} .$$

We define analogously δ -optimal trajectories for the problem in reverse direction, and denote by $\tilde{\Gamma}_x^\delta$ the set of δ -geodesic points starting from x in the reverse direction.

Following the same argument as in Proposition 3.3, we have the following result:

Proposition 3.11. *Let us denote*

$$\mathcal{X}_{src}^\delta = \{x \in \partial\mathcal{K}_{src} \mid v_{\rightarrow d}(x) \leq v^* + \delta\}, \quad \mathcal{X}_{dst}^\delta = \{x \in \partial\mathcal{K}_{dst} \mid v_{\leftarrow s}(x) \leq v^* + \delta\} ,$$

then we have:

$$(30) \quad \cup_{\delta' \in [0, \delta]} \cup_{x \in \mathcal{X}_{src}^{\delta - \delta'}} \{\Gamma_x^{\delta'}\} = \cup_{\delta' \in [0, \delta]} \cup_{x \in \mathcal{X}_{dst}^{\delta - \delta'}} \{\tilde{\Gamma}_x^{\delta'}\}.$$

□

Let us denote the set in (30) by Γ^δ , and call it *the set of δ -geodesic points from \mathcal{K}_{src} to \mathcal{K}_{dst}* . In the following, we intend to deduce the relationship between Γ^δ and our η -neighborhood, \mathcal{O}_η . Let us start with a property of the δ -optimal trajectories.

Lemma 3.12. *Let $y_{\alpha^\delta}(x; \cdot) : [0, \tau_x^\delta] \rightarrow \bar{\Omega}$ be a δ -optimal trajectory of Problem (2,8,9) with associated δ -optimal control α^δ and δ -optimal time τ_x^δ . Assume $v_{\rightarrow d}(x) < 1$, i.e., the minimum time from x to $\mathcal{K}_{dst} : \tau_x < +\infty$. For every $z = y_{\alpha^\delta}(x; t_z)$, let us define a control $\alpha' : [0, \tau_x^\delta - t_z] \rightarrow S_1$ such that $\alpha'(s) = \alpha^\delta(s + t_z), \forall s \in [0, \tau_x^\delta - t_z]$. Then, the associated trajectory starting in z with control α' , $y_{\alpha'}(z; \cdot) : [0, \tau_x^\delta - t_z] \rightarrow \bar{\Omega}$, is at least $(e^{t_z}\delta)$ -optimal for the problem (2,8,9) with initial state z .*

Proof. By definition, we have $y_{\alpha^\delta}(x; \tau_x^\delta) \in \mathcal{K}_{dst}$, and $\int_0^{\tau_x^\delta} e^{-t} dt \leq v_{\rightarrow d}(x) + \delta$. Then, considering the control α' defined above, we have $y_{\alpha'}(z; \tau_x^\delta - t_z) \in \mathcal{K}_{dst}$ and

$$e^{-t_z} \int_0^{\tau_x^\delta - t_z} e^{-s} ds \leq v_{\rightarrow d}(x) - \int_0^{t_z} e^{-s} ds + \delta.$$

By dynamic programming equation, we have

$$v_{\rightarrow d}(x) \leq \int_0^{t_z} e^{-s} ds + e^{-t_z} v_{\rightarrow d}(z),$$

which implies

$$\int_0^{\tau_x^\delta - t_z} e^{-s} ds \leq v_{\rightarrow d}(z) + e^{t_z} \delta.$$

We deduce the result from the definition of $(e^{t_z}\delta)$ -optimal trajectories. □

Remark 3.13. One can deduce the same result for the δ -optimal trajectory of the problem in reverse direction. In fact, for the minimum time problem, our definition of the δ -optimal trajectory implies $\tau_x^\delta - \tau_x^* \leq e^{\tau_x^*} \delta$, where τ_x^δ and τ_x^* denote the δ -optimal time and the true optimal time respectively.

Lemma 3.14. *For every $\eta > \delta > 0$, we have $\Gamma^\delta \subseteq \bar{\mathcal{O}}_\eta$.*

Proof. Let $y_{\alpha^{\delta'}}(x_{src}; \cdot) : [0, \tau] \rightarrow \bar{\Omega}$ denote a δ' -optimal trajectory for the problem (2,8,9) with $x_{src} \in \mathcal{X}_{src}^{\delta - \delta'}$ and $\delta' \leq \delta$, then we have $x_{dst} := y_{\alpha^{\delta'}}(x_{src}; \tau) \in \mathcal{K}_{dst}$, and

$$\int_0^\tau e^{-s} ds \leq v_{\rightarrow d}(x_{src}) + \delta' \leq v^* + \delta.$$

It is sufficient to show that $y_{\alpha^{\delta'}}(x_{src}; t_x) \in \bar{\mathcal{O}}_\eta$ for every $t_x \in [0, \tau]$.

For an arbitrary $t_x \in [0, \tau]$, let us denote $x := y_{\alpha^{\delta'}}(x_{src}; t_x)$. Let $\alpha' : [0, \tau - t_x] \rightarrow S_1$ be a control such that $\alpha'(s) = \alpha^{\delta'}(s + t_x), \forall s \in [0, \tau - t_x]$. Then, we have that the associated trajectory starting at x with control α' , $y_{\alpha'}(x; \cdot) : [0, \tau - t_x] \rightarrow \bar{\Omega}$ satisfies $y_{\alpha'}(x; s) = y_{\alpha^{\delta'}}(x_{src}; s + t_x)$, for every $s \in [0, \tau - t_x]$. Then,

$$\int_0^\tau e^{-s} ds = 1 - \left(1 - \int_0^{t_x} e^{-s} ds\right) \left(1 - \int_0^{\tau - t_x} e^{-s} ds\right).$$

By the definition of $v_{\rightarrow d}$, and since $y_{\alpha'}(x; \tau - t_x) = x_{\text{dst}} \in \mathcal{K}_{\text{dst}}$, we have $v_{\rightarrow d}(x) \leq \int_0^{\tau-t_x} e^{-s} ds$. Similarly, using the simple change of variable $s = t_x - s'$, we have $v_{\text{s}\rightarrow}(x) \leq \int_0^{t_x} e^{-s} ds$. Then we deduce:

$$\begin{aligned} & 1 - \left(1 - \int_0^{t_x} e^{-s} ds\right) \left(1 - \int_0^{\tau-t_x} e^{-s} ds\right) \\ & \geq 1 - (1 - v_{\text{s}\rightarrow}(x))(1 - v_{\rightarrow d}(x)) = v_{\text{s}\rightarrow}(x) + v_{\rightarrow d}(x) - v_{\text{s}\rightarrow}(x)v_{\rightarrow d}(x) , \end{aligned}$$

and so

$$v_{\text{s}\rightarrow}(x) + v_{\rightarrow d}(x) - v_{\text{s}\rightarrow}(x)v_{\rightarrow d}(x) \leq v^* + \delta .$$

Using Lemma 3.5, and $\eta > \delta$, we obtain that $x = y_{\alpha^\delta}(x_{\text{src}}; t_x) \in \overline{\mathcal{O}}_\eta$ for all $t_x \in [0, \tau]$. Since this is true for all $0 \leq \delta' \leq \delta$, we obtain $\Gamma^\delta \subseteq \overline{\mathcal{O}}_\eta$. \square

Lemma 3.15. *For every $\delta' > 0$, we have $\mathcal{O}_\eta \subset \Gamma^{\eta+\delta'}$.*

Proof. Take a $x \in \mathcal{O}_\eta$, it is sufficient to show that there exists at least one $(\eta + \delta')$ -optimal trajectory from \mathcal{K}_{src} to \mathcal{K}_{dst} that passes through x .

Suppose there exist an optimal trajectory from x to \mathcal{K}_{src} , and an optimal trajectory from x to \mathcal{K}_{dst} , then, concatenating the reverse trajectory of the optimal trajectory from x to \mathcal{K}_{src} , with the optimal trajectory from x to \mathcal{K}_{dst} , we obtain an η -optimal trajectory from one point of \mathcal{K}_{src} to \mathcal{K}_{dst} (by definition).

Otherwise, one can consider a $\frac{\delta'}{2}$ -optimal trajectory from x to \mathcal{K}_{src} , $y_{\alpha_1}(x; \cdot) : [0, \tau_1] \rightarrow \Omega$, and a $\frac{\delta'}{2}$ -optimal trajectory from x to \mathcal{K}_{dst} , $\tilde{y}_{\alpha_2}(x; \cdot) : [0, \tau_2] \rightarrow \Omega$. Then we have:

$$\begin{aligned} \int_0^{\tau_1+\tau_2} e^{-s} ds &= \int_0^{\tau_1} e^{-s} ds + e^{-\tau_1} \int_0^{\tau_2} e^{-s} ds \\ &\leq v_{\text{s}\rightarrow}(x) + \frac{\delta'}{2} + (1 - v_{\text{s}\rightarrow}(x))(v_{\rightarrow d}(x) + \frac{\delta'}{2}) \\ &\leq v_{\text{s}\rightarrow}(x) + v_{\rightarrow d}(x) - v_{\text{s}\rightarrow}(x)v_{\rightarrow d}(x) + \left(\frac{\delta'}{2} + \frac{\delta'}{2}\right) \leq v^* + (\eta + \delta') . \end{aligned}$$

Thus, concatenating as above the two optimal trajectories, we obtain a $(\eta + \delta')$ -optimal trajectory from $y_{\alpha_1}(x; \tau_1) \in \mathcal{K}_{\text{src}}$ to \mathcal{K}_{dst} . \square

The above two lemmas entail that the sets of δ -geodesic points Γ^δ and \mathcal{O}_η constitute equivalent families of neighborhoods of the optimal trajectory, and, in particular, $\overline{\mathcal{O}}_\eta$ contains at least all δ -optimal trajectories for every $\delta < \eta$. Moreover, the sets \mathcal{O}_η , and \mathcal{O}_η^μ are also equivalent families of neighborhoods of the optimal trajectory, since $\mathcal{O}_{\eta-\mu}^\mu \subseteq \mathcal{O}_\eta \subseteq \mathcal{O}_{\eta+\mu}^\mu$ for arbitrary small μ . Based on these properties, we have the following result regarding the value functions.

Theorem 3.16. *For every $\delta < \eta$, for every $x \in \Gamma^\delta$, we have:*

$$v_{\text{s}\rightarrow}^\eta(x) = v_{\text{s}\rightarrow}(x), \quad v_{\rightarrow d}^\eta(x) = v_{\rightarrow d}(x) .$$

Proof. We have $v_{\text{s}\rightarrow}(x) \leq v_{\text{s}\rightarrow}^\eta(x)$, $v_{\rightarrow d}(x) \leq v_{\rightarrow d}^\eta(x)$ for all $x \in \mathcal{O}_\eta^\mu$, since $\mathcal{O}_\eta^\mu \subseteq \Omega$.

Now, let $\delta < \eta$. We have $\Gamma^\delta \subset \overline{\mathcal{O}}_\eta^\mu$ for μ small enough, using Lemma 3.14. Then, to show the reverse inequalities $v_{\text{s}\rightarrow}(x) \geq v_{\text{s}\rightarrow}^\eta(x)$, $v_{\rightarrow d}(x) \geq v_{\rightarrow d}^\eta(x)$ for $x \in \Gamma^\delta$, it is sufficient to show that for all $\epsilon > 0$, there exist ϵ -optimal trajectories from $x \in \Gamma^\delta$ staying in $\overline{\mathcal{O}}_\eta^\mu$.

Let $y_{\alpha^{\delta'}}(x_{\text{src}}; \cdot) : [0, \tau^{\delta'}] \rightarrow \bar{\Omega}$, be a δ' -optimal trajectory from x_{src} to \mathcal{K}_{dst} , with $\delta' \in [0, \delta]$, $x_{\text{src}} \in \mathcal{X}_{\text{src}}^{\delta-\delta'}$ and $y_{\alpha^{\delta'}}(x_{\text{src}}; \tau^{\delta'}) = x_{\text{dst}} \in \mathcal{K}_{\text{dst}}$, and the associated δ' -optimal control $\alpha^{\delta'}$. Let $x = y_{\alpha^{\delta'}}(x_{\text{src}}; t_x)$, for $t_x \in [0, \tau^{\delta'}]$. Let $\epsilon > 0$ and consider a ϵ -optimal trajectory from x to \mathcal{K}_{dst} with time length τ' . So we have $v_{\rightarrow d}(x) \leq (1 - e^{-\tau'}) \leq v_{\rightarrow d}(x) + \epsilon$. Replacing the trajectory $y_{\alpha^{\delta'}}(x; \cdot) : [0, \tau^{\delta'} - t_x] \rightarrow \bar{\Omega}$ by the ϵ -optimal trajectory from x to \mathcal{K}_{dst} , we have $(1 - e^{-\tau'}) \leq v_{\rightarrow d}(x) + \epsilon \leq 1 - e^{-(\tau^{\delta'} - t_x)} + \epsilon$. Then, we obtain a trajectory from x_{src} to \mathcal{K}_{dst} with time $t_x + \tau'$ such that $v_{\rightarrow d}(x_{\text{src}}) \leq (1 - e^{-(t_x + \tau')}) \leq 1 - e^{-\tau^{\delta'}} + e^{-t_x} \epsilon \leq v_{\rightarrow d}(x_{\text{src}}) + \delta + \epsilon$. Then, this trajectory is in $\Gamma_{x_{\text{src}}}^{\delta'+\epsilon} \subseteq \Gamma^{\delta+\epsilon}$. For ϵ small enough we have $\delta + \epsilon < \eta$, so $\Gamma^{\delta+\epsilon} \subset \bar{\mathcal{O}}_{\eta}^{\mu}$, for μ small enough. We deduce that the ϵ -optimal trajectory from x to \mathcal{K}_{dst} is included in $\bar{\mathcal{O}}_{\eta}^{\mu}$, which implies that $v_{\rightarrow d}^{\eta}(x) \leq v_{\rightarrow d}(x) + \epsilon$. Since it is true for all ϵ small enough, we deduce $v_{\rightarrow d}^{\eta}(x) \leq v_{\rightarrow d}(x)$ and so the equality.

By same arguments, we have $v_{\rightarrow s}^{\eta}(x) = v_{\rightarrow s}(x)$. \square

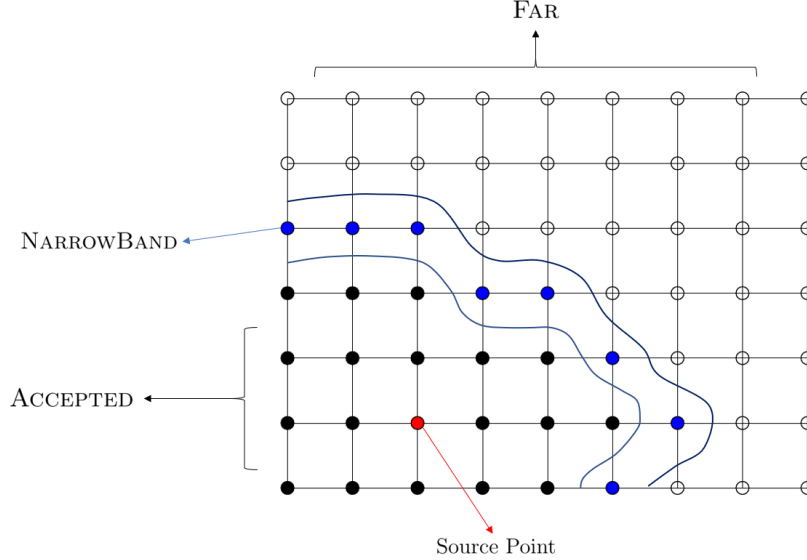
Based on the above results, if we are only interested to find v^* and optimal trajectories between \mathcal{K}_{src} and \mathcal{K}_{dst} , we can focus on solving the reduced problem in the subdomain $\bar{\mathcal{O}}_{\eta}^{\mu}$, i.e., solving the system $SC(F, \bar{\mathcal{O}}_{\eta}^{\mu}, (\partial \bar{\mathcal{O}}_{\eta}^{\mu}) \cap (\partial \mathcal{K}_{\text{dst}}))$.

4. THE MULTI-LEVEL FAST-MARCHING ALGORITHM

We now introduce the multi-level fast-marching algorithm, to solve the initial minimum time problem proposed in (1), and, in particular, to find a good approximation of v^* .

4.1. Classical Fast Marching Method. We first briefly recall the classical fast marching method introduced by Sethian [Set96] and Tsitsiklis [Tsi95], and which is one of the most effective numerical methods to solve the eikonal equation. It was first introduced to deal with the front propagation problem, then extended to general static HJ equations. Its initial idea takes advantage of the property that the evolution of the domain encircled by the front is monotone non-decreasing, thus one is allowed to only focus on the computation around the front at each iteration. Then, it is a single-pass method which is faster than standard iterative algorithms. Generally, it has computational complexity (number of arithmetic operations) in the order of $K_d M \log(M)$ in a d -dimensional grid with M points (see for instance [Set96, CF07]). The constant K_d is the maximal number of nodes of the discrete neighborhoods that are considered, so it depends on d and satisfies $K_d \in [2d, L^d]$ where L is the maximal diameter of discrete neighborhoods. For instance $K_d = 3^d$ for a local semilagrangian discretization, whereas $K_d = 2d$ for a first order finite difference discretization.

To be more precise, assume that we discretize the whole domain $\bar{\Omega}$ using a mesh grid X , and approximate the value function by the solution of a discrete equation. Then, fast marching algorithm is searching the nodes of X in a special ordering and computes the approximate value function in just one iteration. The special ordering constructed by fast marching method is such that the value function is monotone non-decreasing in the direction of propagation. This construction is done by dividing the nodes into three groups (see below figure): FAR, which contains the nodes that have not been searched yet; ACCEPTED, which contains the nodes at which the value function has been already computed and settled – by the monotone property, in the subsequent search, we do not need to update the value function of those nodes; and NARROWBAND, which contains the nodes "around" the front – at each step, the value function is updated only at these nodes.



At each step, the node in NARROWBAND with the smallest value is added into the set of ACCEPTED nodes, and then the NARROWBAND and the value function over NARROWBAND are updated, using the value of the last accepted node. The computation is done by applying an update operator $\mathcal{U} : (\mathbb{R} \cup \{+\infty\})^X \rightarrow (\mathbb{R} \cup \{+\infty\})^X$, which is based on the discretization scheme. The classical update operators are based on finite-difference (see for instance [Set96]) or semi-lagrangian discretizations (see for instance [CF07]). Sufficient conditions on the update operator \mathcal{U} for the convergence of the fast marching algorithm are that the approximate value function on X is the unique fixed point of \mathcal{U} satisfying the boundary conditions, and that \mathcal{U} is monotone and causal [Set96].

A generic partial fast marching algorithm is given in Algorithm 1. We call it *partial* because the search stops when all the nodes of the ending set END are accepted. Then, the approximate value function may only be computed in END. The usual fast marching algorithm is obtained with END equal to the mesh grid X . Moreover, for an eikonal equation, the starting set START plays the role of the target (intersected with X). If we only need to solve Problem (1), then we can apply Algorithm 1 with an update operator adapted to $SC(F, \Omega \setminus \mathcal{K}_{\text{dst}}, \partial\mathcal{K}_{\text{dst}})$ with F as in (10) and the sets START and END equal to $\mathcal{K}_{\text{dst}} \cap X$ and $\mathcal{K}_{\text{src}} \cap X$ respectively. Similarly, we can apply Algorithm 1 with an update operator adapted to the reverse HJ equation $SC(F^*, \Omega \setminus \mathcal{K}_{\text{src}}, \partial\mathcal{K}_{\text{src}})$ (with F^* as in Section 2.3), which implies that the sets START and END are equal to $\mathcal{K}_{\text{src}} \cap X$ and $\mathcal{K}_{\text{dst}} \cap X$ respectively.

4.2. Two Level Fast Marching Method. Our method combines coarse and fine grids discretizations, in order to obtain at a low cost, the value function on a subdomain of Ω around optimal trajectories. We start by describing our algorithm with only two levels of grid.

4.2.1. Computation in the Coarse Grid. We denote by X^H a coarse grid with constant mesh step H on $\bar{\Omega}$, and by x^H a node in this grid. We perform the two following steps, in the coarse grid:

- (i) Do the partial fast marching search in the grid X^H in both directions, to solve Problem (1) as above.

Algorithm 1 Partial Fast Marching Method (compare with [Set96, CF07]).

Input: A mesh grid X ; An update operator \mathcal{U} . Two sets of nodes: START and END.

Output: Approximate value function V and ACCEPTED set.

Initialization: Set $V(x) = +\infty, \forall x \in X$. Set all nodes as FAR.

- 1: Add START to ACCEPTED, add all neighborhood nodes to NARROWBAND.
 - 2: Compute the initial value $V(x)$ of the nodes in NARROWBAND.
 - 3: **while** (NARROWBAND is not empty and END is not accepted) **do**
 - 4: Select x^* having the minimum value $V(x^*)$ among the NARROWBAND nodes.
 - 5: Move x^* from NARROWBAND to ACCEPTED.
 - 6: **for** All nodes y not in ACCEPTED, such that $\mathcal{U}(V)(y)$ depends on x^* **do**
 - 7: $V(y) = \mathcal{U}(V)(y)$
 - 8: **if** y **then** is not in NARROWBAND
 - 9: Move y from FAR to NARROWBAND.
 - 10: **end if**
 - 11: **end for**
 - 12: **end while**
-

- (ii) Select and store the *active* nodes based on the two approximate value functions, as follows.

The first step in coarse grid consists in applying Algorithm 1 to each direction, that is a partial fast marching search, with mesh grid X^H , and an update operator adapted to HJ equation $SC(F, \Omega \setminus \mathcal{K}_{\text{dst}}, \partial\mathcal{K}_{\text{dst}})$ or $SC(F^*, \Omega \setminus \mathcal{K}_{\text{src}}, \partial\mathcal{K}_{\text{src}})$ and the appropriate sets START and END. This yields numerical approximations $V_{s \rightarrow}^H$ and $V_{\rightarrow d}^H$ of the value functions $v_{s \rightarrow}$ and $v_{\rightarrow d}$, on the sets of accepted nodes $A_{s \rightarrow}^H$ and $A_{\rightarrow d}^H$, respectively. Moreover, on the set of accepted nodes, each approximation coincides with the unique fixed point of the update operator, that is the solution of the discretized equation. So, under some regularity conditions on Problem (1), we have the following error bounds up to a certain order γ in H :

$$(31) \quad \varepsilon_{s \rightarrow}^H = \sup_{x \in A_{s \rightarrow}^H} \|V_{s \rightarrow}^H(x) - v_{s \rightarrow}(x)\| \leq C_{s \rightarrow} H^\gamma, \quad \varepsilon_{\rightarrow d}^H = \sup_{x \in A_{\rightarrow d}^H} \|V_{\rightarrow d}^H(x) - v_{\rightarrow d}(x)\| \leq C_{\rightarrow d} H^\gamma .$$

When (31) holds, we get that \mathcal{F}_{V^H} is an approximation of \mathcal{F}_v on the set $A_{s \rightarrow}^H \cap A_{\rightarrow d}^H$ of accepted nodes for both directions, which should be an approximation of the set of geodesic points. We thus construct an approximation of \mathcal{O}_η as follows.

Definition 4.1. For a given parameter $\eta_H > 0$, we say that a node $x^H \in X^H$ is *active* if

$$(32) \quad \mathcal{F}_{V^H}(x^H) \leq \min_{y^H \in X^H} \mathcal{F}_{V^H}(y^H) + \eta_H .$$

We denote by O_η^H the set of all active nodes for the parameter η_H .

The selection of active nodes in step (ii) above is based on the criterion (32).

4.2.2. *Computation in the Fine Grid.* Let us denote by X^h a grid discretizing $\bar{\Omega}$ with a constant mesh step $h < H$. For the computation in the fine grid, we again have two steps:

- (i) Construct the fine grid, by keeping only the nodes of X^h that are in a neighborhood of the set of *active* nodes of the coarse grid.
- (ii) Do a fast marching search in one direction in this fine grid.

More precisely, we select the fine grid nodes as follows:

$$(33) \quad G_\eta^h = \{x^h \in X^h \mid \exists x^H \in O_\eta^H : \|x^h - x^H\|_\infty \leq \max(H - h, h)\} .$$

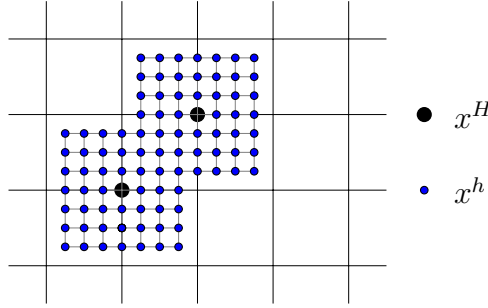


FIGURE 1. Constructing the fine neighborhood G_η^h given two active nodes x^H in the coarse grid.

Remark 4.2. As we shall see in Section 5, we may need to consider mesh steps H and h with h close to H , in particular such that $h > \frac{1}{2}H$. In this case, the bound in (33) is equal to h . In general, this bound is more efficient numerically, although any bound in $[H/2, H]$ would work theoretically.

To solve the original minimum time problem, the computation will only be done in the selected fine grid nodes, which means that a full fast marching algorithm Algorithm 1 is applied in the restricted fine grid G_η^h , with the update operator of one direction HJ equation (for instance with target set \mathcal{K}_{dst}). We will denote by $V_{\rightarrow d}^{h,2}$ the approximation of the value function $v_{\rightarrow d}$ generated by the above 2-level algorithm on G_η^h .

The complete algorithm is shown in Algorithm 2.

4.2.3. *Correctness of Algorithm 2.* In order to show the correctness of Algorithm 2, we first show that the computation in the fine grid is equivalent to the approximation of the value function of a new optimal control problem, with a restricted state space.

Let us first extend the approximate value function $V_{s \rightarrow}^H$ and $V_{\rightarrow d}^H$ from the nodes of X^H to the whole domain $\bar{\Omega}$ by a linear interpolation, and denote them by $V_{s \rightarrow}^{H,I}$, $V_{\rightarrow d}^{H,I}$ respectively. Then, we construct the region $O_\eta^{H,I}$ as follows:

$$(34) \quad O_\eta^{H,I} = \{x \in (\Omega \setminus (\mathcal{K}_{\text{src}} \cup \mathcal{K}_{\text{dst}})) \mid \mathcal{F}_{V^{H,I}}(x) < \min_{x^H \in X^H} \mathcal{F}_{V^H}(x^H) + \eta_H\} .$$

$O_\eta^{H,I}$ can be thought as a continuous version of the set of active nodes in coarse grid, and it is similar to the domain \mathcal{O}_η defined in (26) – the notation “ I ” stands for “interpolation”. Notice that one can also do a regularization of $\mathcal{F}_{V^{H,I}}$ and thus of $O_\eta^{H,I}$ as in (27) and (28) respectively. Thus, in the following we shall do as if $\partial O_\eta^{H,I} \setminus (\mathcal{K}_{\text{src}} \cup \mathcal{K}_{\text{dst}})$ is of class \mathcal{C}^1 . We then consider the continuous optimal control problem (2,8,9) with new state space $\overline{O_\eta^{H,I}}$, and the following new set of controls which is adapted to the new state constraint:

$$(35) \quad \mathcal{A}_{\eta_H, x} = \{\alpha \in \mathcal{A} \mid y_\alpha(x; s) \in \overline{O_\eta^{H,I}}, \text{ for all } s \geq 0\} .$$

Denote by $v_{\rightarrow d}^{\eta_H}$ the value function of this new state constrained problem. By Theorem 2.2, it is the unique solution of the new state constrained HJ equation $SC(F, O_\eta^{H,I}, (\partial O_\eta^{H,I}) \cap (\partial \mathcal{K}_{\text{dst}}))$.

Algorithm 2 Two-Level Fast-Marching Method (2LFM)

Input: Two grids X^h and X^H with mesh steps $h < H$ respectively. The parameter $\eta_H > 0$.

Input: Two update operators $\mathcal{U}_{\rightarrow d}$ and $\mathcal{U}_{s \rightarrow}$ adapted to both directions HJ equations.

Input: Target sets: $\mathcal{K}_{\text{src}}, \mathcal{K}_{\text{dst}}$.

Output: The fine grid FINE and approximate value function $V_{\rightarrow d}^{h,2}$ on FINE.

- 1: Apply Algorithm 1 with Input grid X^H , update operator $\mathcal{U}_{\rightarrow d}$, START = $\mathcal{K}_{\text{dst}} \cap X^H$ and END = $\mathcal{K}_{\text{src}} \cap X^H$, and output $V_{\rightarrow d}^H$ and $A_{\rightarrow d}^H$.
- 2: Apply Algorithm 1 with Input grid X^H , update operator $\mathcal{U}_{s \rightarrow}$, START = $\mathcal{K}_{\text{src}} \cap X^H$ and END = $\mathcal{K}_{\text{dst}} \cap X^H$, and output $V_{s \rightarrow}^H$ and $A_{s \rightarrow}^H$.
- 3: **for** Every node x^H in $A_{s \rightarrow}^H \cap A_{\rightarrow d}^H$ **do**
- 4: **if** $\mathcal{F}_{V^H}(x) \leq \min_{x^H \in X^H} \mathcal{F}_{V^H}(x^H) + \eta_H$ **then**
- 5: Set x^H as ACTIVE.
- 6: **end if**
- 7: **end for**
- 8: Set FINE to emptyset.
- 9: **for** Every node x^H in the ACTIVE set **do**
- 10: **for** Every $x^h \in X^h$ satisfying $\|x^h - x^H\|_\infty \leq \max\{H - h, h\}$ **do**
- 11: **if** x^h does not exist in set FINE **then**
- 12: Add x^h in the set FINE.
- 13: **end if**
- 14: **end for**
- 15: **end for**
- 16: Apply Algorithm 1 with Input grid FINE, update operator $\mathcal{U}_{\rightarrow d}$, START = $\mathcal{K}_{\text{dst}} \cap \text{FINE}$ and END = $\mathcal{K}_{\text{src}} \cap \text{FINE}$, and output $V_{\rightarrow d}^{h,2}$.

In our two level fast marching algorithm, we indeed use the grid G_η^h to discretize $\overline{O_\eta^{H,I}}$, then $V_{\rightarrow d}^{h,2}$ is an approximation of $v_{\rightarrow d}^{\eta_H}$. Then, if $\overline{O_\eta^{H,I}}$ is big enough to contain the true optimal trajectories, by the results of Section 3, $v_{\rightarrow d}^{\eta_H}$ coincides with $v_{\rightarrow d}$ on the optimal trajectories. Then, $V_{\rightarrow d}^{h,2}$ is an approximation of $v_{\rightarrow d}$ on optimal trajectories. In the following result, we denote by $V_{\rightarrow d}^h$ the solution of the discretization of the HJ equation $SC(F, \Omega, \partial\mathcal{K}_{\text{dst}})$ (associated to Problem (1)) on the grid X^h , or equivalently the unique fixed point of $\mathcal{U}_{\rightarrow d}$ satisfying the boundary conditions on X^h , that is the output of Algorithm 1 with input grid X^h , update operator $\mathcal{U}_{\rightarrow d}$, START = $\mathcal{K}_{\text{dst}} \cap X^h$ and END = X^h .

Theorem 4.3 (Correctness of the Two-Level Fast-Marching Method).

- (i) Assume (31) holds with $\gamma \leq 1$, and denote $C_\gamma := C_{s \rightarrow} + C_{\rightarrow d}$ and $L_v := L_{v_{s \rightarrow}} + L_{v_{\rightarrow d}}$, where $L_{v_{s \rightarrow}}$ and $L_{v_{\rightarrow d}}$ are the Lipschitz constants of $v_{s \rightarrow}$ and $v_{\rightarrow d}$, respectively. Then, there exists a constant $C_\eta > 0$ depending on C_γ and L_v , such that for every $\eta_H \geq C_\eta H^\gamma$, $\overline{O_\eta^{H,I}}$ contains the set Γ^* of geodesic points for the continuous problem (2,8,9).
- (ii) If η_H is as in (i), there exists $\delta < \eta_H$ depending on η_H and H such that, for every $x \in G_\eta^h \cap \Gamma^\delta$, $V_{\rightarrow d}^{h,2}(x) = V_{\rightarrow d}^h(x)$. Thus, $V_{\rightarrow d}^{h,2}(x)$ converges towards $v_{\rightarrow d}(x)$ as $h \rightarrow 0$.

Proof. As shown in Lemma 3.5, in a geodesic point x , the value function satisfies $\mathcal{F}_v(x) = v^* = \min_{y \in \Omega} \mathcal{F}_v(y)$. Consider a point $x' \in \Omega \setminus (\mathcal{K}_{\text{src}} \cup \mathcal{K}_{\text{dst}}) \setminus \overline{O_\eta^{H,I}}$, we have:

$$\|V_{s \rightarrow}^{H,I}(x') - v_{s \rightarrow}(x')\| \leq C_{s \rightarrow} H^\gamma + L_{v_{s \rightarrow}} H, \quad \|V_{d \rightarrow}^{H,I}(x') - v_{d \rightarrow}(x')\| \leq C_{d \rightarrow} H^\gamma + L_{v_{d \rightarrow}} H.$$

Using the constants $C_\gamma = C_{s \rightarrow} + C_{d \rightarrow}$, and $L_v = L_{v_{s \rightarrow}} + L_{v_{d \rightarrow}}$, we have the following inequality:

$$\begin{aligned} \mathcal{F}_v(x') &\geq \mathcal{F}_{V^{H,I}}(x') - (C_\gamma H^\gamma + L_v H) \geq \min_{x^H \in X^H} \mathcal{F}_{V^H}(x^H) + \eta_H - (C_\gamma H^\gamma + L_v H) \\ &\geq \min_{x \in \Omega} \mathcal{F}_v(x) + \eta_H - 2(C_\gamma H^\gamma + L_v H). \end{aligned}$$

Thus, if we take $\eta_H > 2(C_\gamma H^\gamma + L_v H)$, we have $x' \notin \Gamma^*$. Since $\gamma \leq 1$, we can take $\eta_H > C_\eta H^\gamma$, with an appropriate constant C_η . This shows that $\Gamma^* \subset \overline{O_\eta^{H,I}}$, that is the result of Point (i).

The result of (ii) is then straightforward using Theorem 3.16. \square

4.3. Multi-level Fast Marching Method. The computation in two level coarse fine grid can be extended to the multi-level case. In a nutshell, we construct finer and finer grids, considering the fine grid of the previous step as the coarse grid of the current step, and defining the next fine grid by selecting the active nodes of this coarse grid.

4.3.1. Computation in Multi-level Grids. Consider a N -level family of grids with successive mesh steps: $H_1 \geq H_2 \geq \dots \geq H_{N-1} \geq H_N = h$, denoted X^{H_i} , for $i = 1, \dots, N$. Given a family of real positive parameters $\{\eta_1, \eta_2, \dots, \eta_{N-1}\}$, the computation works as follows:

Level-1: In first level, the computations are the same as in coarse grid of the two level method (Section 4.2.1), with mesh step H equal to H_1 and active nodes selected using the parameter η equal to η_1 . At the end of level-1, we get a set of active nodes: $O_{\eta_1}^{H_1}$.

Level- l with $1 < l < N$: In level- l , we already know the set of active nodes in level- $(l-1)$, denoted $O_{\eta_{l-1}}^{H_{l-1}}$. We first construct the "fine grid" set of level- l as in (33), that is:

$$(36) \quad G_{\eta_{l-1}}^{H_l} = \{x^{H_l} \in X^{H_l} \mid \exists x^{H_{l-1}} \in O_{\eta_{l-1}}^{H_{l-1}} : \|x^{H_{l-1}} - x^{H_l}\|_\infty \leq \max(H_{l-1} - H_l, H_l)\}.$$

Then, we perform the fast marching in both directions in the grid $G_{\eta_{l-1}}^{H_l}$. This leads to the approximations $V_{s \rightarrow}^{H_l, l}$, $V_{d \rightarrow}^{H_l, l}$ and $\mathcal{F}_{V^{H_l, l}}$ of $v_{s \rightarrow}$, $v_{d \rightarrow}$ and \mathcal{F}_v on grid $G_{\eta_{l-1}}^{H_l}$. We then select the active nodes in level- l , by using the parameter η_l , as follows:

$$(37) \quad O_{\eta_l}^{H_l} = \{x^{H_l} \in G_{\eta_{l-1}}^{H_l} \mid \mathcal{F}_{V^{H_l, l}}(x^{H_l}) \leq \min_{x^{H_l} \in G_{\eta_{l-1}}^{H_l}} \mathcal{F}_{V^{H_l, l}}(x^{H_l}) + \eta_l\}.$$

Level- N : In the last level, we only construct the final fine grid:

$$(38) \quad G_{\eta_{N-1}}^h = \{x^h \in X^h \mid \exists x^{H_{N-1}} \in O_{\eta_{N-1}}^{H_{N-1}} : \|x^h - x^{H_{N-1}}\|_\infty \leq \max(H_{N-1} - h, h)\}.$$

Then, we only do the fast marching search in one direction in the grid $G_{\eta_{N-1}}^h$ and obtain the approximation $V_{d \rightarrow}^{h, N}$ of $v_{d \rightarrow}$ on grid $G_{\eta_{N-1}}^h$.

This algorithm is detailed in Algorithm 3, and some possible grids generated by our algorithm are shown in the following Figure 2.

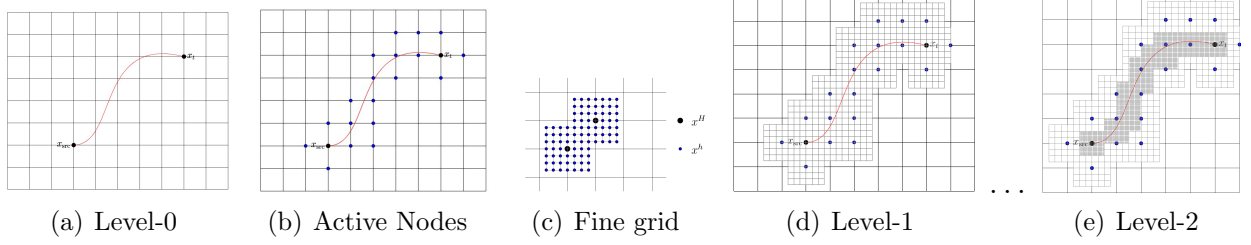


FIGURE 2. Sketch of MLFM.

Algorithm 3 Multi-Level Fast-Marching Method (MLFM)

Input: The mesh steps, grids, and selection parameters: H_l, X^{H_l}, η_l , for $l \in \{1, 2, \dots, N\}$.

Input: Update operators $\mathcal{U}_{\rightarrow d}$ and $\mathcal{U}_{\rightarrow s}$ adapted to both directions HJ equations and levels.

Input: Target sets: $\mathcal{K}_{\text{src}}, \mathcal{K}_{\text{dst}}$.

Output: The final fine grid FINE and approximate value function $V_{\rightarrow d}^{h,N}$ on FINE.

- 1: Set COARSE-GRID to X^{H_1} .
 - 2: **for** $l = 1$ to $N - 1$ **do**
 - 3: Do the partial fast marching search in COARSE-GRID in both directions.
 - 4: Select the ACTIVE nodes from the ACCEPTED nodes using η_l .
 - 5: Select the FINE nodes based on the ACTIVE nodes, and mesh step H_{l+1} .
 - 6: Let FINE in current level be the new COARSE-GRID.
 - 7: **end for**
 - 8: Do the partial fast marching search in only one direction in FINE.
-

In Algorithm 3, Line-3 of Algorithm 3 corresponds to lines-1 and 2 in Algorithm 2, line-4 of Algorithm 3 corresponds to lines-3 to 7 in Algorithm 2, line-5 of Algorithm 3 corresponds to line-8 to line-15 in Algorithm 2.

4.3.2. *Correctness of Algorithm 3.* In each level- l with $l < N$, we have the approximate value functions $V_{\rightarrow s}^{H_l}$ and $V_{\rightarrow d}^{H_l}$ of $v_{\rightarrow s}$ and $v_{\rightarrow d}$ on the grid of level l . Then, we can apply the same constructions as in Section 4.2.3 for the coarse grid X^H . This leads to a continuous version $O_{\eta_l}^{H_l, I}$ of the set of active nodes in level- l . We also have sets $\mathcal{A}_{\eta_l, x}$ of controls adapted to the optimal control problems of the form (2,8,9) with state space equal to the set $O_{\eta_l}^{H_l, I}$, and the corresponding value function $v_{\rightarrow d}^{\eta_l}$, which, by Theorem 2.2, is the unique solution of the new state constrained HJ equation $SC(F, O_{\eta_l}^{H_l, I}, (\partial O_{\eta_l}^{H_l, I}) \cap (\partial \mathcal{K}_{\text{dst}}))$. We can also consider the HJ equations in the direction "from source", $SC(F^*, O_{\eta_l}^{H_l, I}, (\partial O_{\eta_l}^{H_l, I}) \cap (\partial \mathcal{K}_{\text{src}}))$, and the corresponding value functions.

The proof in the two level case can be easily adapted to multi-level case by showing that Theorem 4.3 holds for each level $l < N$ with $H = H_l$ and $h = H_{l+1}$, and for both directions. This leads to the following result, which proof is clear.

Theorem 4.4 (Correctness of the Multi-level Fast-Marching Method).

- (i) Assume (31) holds for all $H > 0$, with $\gamma \leq 1$, then there exists a constant $C_\eta \geq 0$ such that, for every $l \in \{1, 2, \dots, N - 1\}$, for every $\eta_l \geq C_\eta(H_l)^\gamma$, $\overline{O_{\eta_l}^{H_l, I}}$ contains the set Γ^* of geodesic points for the continuous minimum time problem(2,8,9).

- (ii) Taking η_l as proposed in (i), then there exists $\delta < \eta_{N-1}$ such that, for every $x \in G_{\eta_{N-1}}^h \cap \Gamma^\delta$, $V_{\rightarrow d}^{h,N}(x) = V_{\rightarrow d}^h(x)$. Thus, $V_{\rightarrow d}^{h,N}(x)$ converges towards $v_{\rightarrow d}(x)$ as $h \rightarrow 0$.

4.4. The Data Structure. In this section, we describe a dedicated data structure, which will allow us to store the successive neighborhoods, and implement the algorithm, in an efficient way.

Recall that for the classical fast-marching method, the data are normally stored using two types of structures [BCZ10]: a full d -dimensional table (or tensor), which contains all the values of the current approximate value function on the whole discretization grid (the values are updated at each step); a dynamical linked list, which contains the information on the narrow band nodes with the current approximate value function.

To implement efficiently our algorithms, we need to store the successive (constrained) grids $G_{\eta_{l-1}}^{H_l}$, for every $l \in \{2, \dots, N\}$, in an efficient way. A d -dimensional full table would be too expensive for the storage, since the complexity would be in the order of $(\frac{1}{h})^d$, which is impossible to implement for a small mesh step h in high dimension. Moreover, the aim of our algorithm is to reduce the number of nodes in order to reduce the computational complexity, but this gain would be lost if we used a full table storage. We propose here a different storage of the grids $G_{\eta_{l-1}}^{H_l}$, in order to get a storage complexity in the order of the cardinality of these grids.

To implement our algorithm, we need to perform three type of operations, when constructing the fine grid $G_{\eta_{l-1}}^{H_l}$ from the active nodes, that is the elements of $O_{\eta_{l-1}}^{H_{l-1}}$:

1. Check if one node x^{H_l} already exists in the grid;
2. Add one node x^{H_l} into the existing grid;
3. Check the neighborhood information of one node $x^{H_{l-1}}$ or x^{H_l} .

We need to fulfil two goals. On the one hand, we want to keep the computational complexity for the operations "search" (the above steps 1 and 3) and "insert" (the above step 2) to be as low as possible, ideally in $O(1)$ time, since we need to do these operations at least once for every node of a grid. On the other hand, we want the memory used to store the grid at depth l not to exceed the size of the neighborhood of the "small" set $O_{\eta_{l-1}}^{H_{l-1}}$, interpolated in the fine grid of step H_l , avoiding to store nodes outside this neighborhood.

We used a "hash-table", to efficiently implement our algorithm. Suppose we are in the d -dimensional case. For the level- l grid we have approximately M_l nodes to store. For each node $x^l \in G_{\eta_{l-1}}^{H_l}$, we store three types of data in the hash table:

1. A d -dimensional vector of "int" type, which corresponds to it's position in \mathbb{R}^d or equivalently its corresponding indices in the full d -dimensional table.
2. A "double" type data, which corresponds to it's value function.
3. Two "boolean" type data, for the fast matching search and selection of the active nodes.

We then use the position of a node, $x^l \in \mathbb{R}^d$, as the "key" for the hash table to compute the corresponding slot by a hash function $h(x^l)$. If several nodes have the same slot, i.e., a "collision" occurs, we need to attach to this slot the above data for each of these nodes. So we attach to a slot a vector, the entries of which are the above data for each node associated to this slot, see Figure 3. The simple hash function we used is as follows:

$$(39) \quad h(x^l) = \left(\sum_{k=1}^d x_k^l M'_i \right) \text{ mod } 2\overline{M}_l .$$

where $M'_i, i \in \{1, 2, \dots, d\}$ is a random integer in $[1, 2\overline{M}_l]$, and \overline{M}_l is the predicted number of nodes in level- l (which will be detailed later). In fact, the hash function intends to reduce the "collisions", and numerical experiments show that this function could handle most of the cases well. In some particular case, it can be optimized using other hashing methods, for example the multiplication method or the universal hashing method [CLRS09].

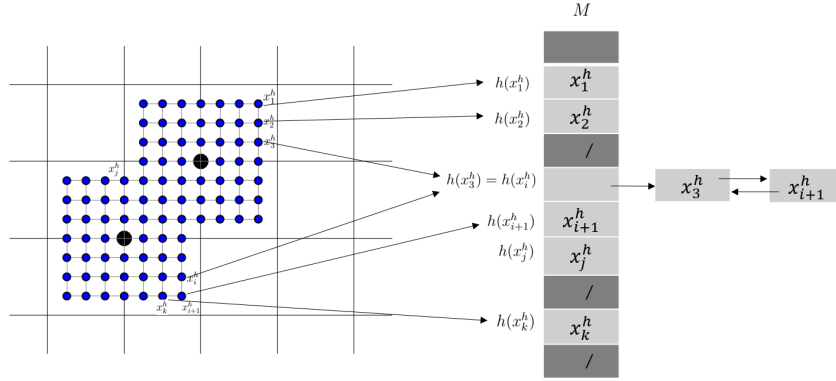


FIGURE 3. The hash table to store fine grid nodes.

5. COMPUTATIONAL COMPLEXITY

In previous section, we already proved that our algorithm computes an approximation of the value of Problem (1), and of the set of its geodesic points, with an error depending on the mesh step of the finest grid. In this section, we analyze the space complexity and the computational complexity of our algorithm, and characterize the optimal parameters to tune the algorithm. In this section, we always use the following assumption:

Assumption (A3) The domain $\overline{\Omega}$ is convex and there exist constants $\underline{f}, \overline{f}$ such that:

$$0 < \underline{f} \leq f(x, \alpha) \leq \overline{f} < \infty, \text{ for all } x \in \Omega \text{ and } \alpha \in \mathcal{A} .$$

We will also assume that (31) holds for some $\gamma > 0$ and for all mesh sizes $H > 0$, so that the conclusions of Theorem 4.3 and Theorem 4.4 hold. Consider first the two-level case, and suppose we want to get a numerical approximation of the value of Problem (1) with an error bounded by some given $\varepsilon > 0$, and a minimal total complexity. Three parameters should be fixed before the computation:

- (i) The mesh step of the fine grid h ;
- (ii) The mesh step of the coarse grid H ;
- (iii) The parameter η_H to select the active nodes in coarse grid.

The parameter h need to be small enough so that $C_{\rightarrow d} h^\gamma \leq \varepsilon$ (using (31)). The parameter η_H is used to ensure that the subdomain $O_\eta^{H,I}$ does contain the true optimal trajectories, so it should be large enough as a function of H , see Theorem 4.3, but we also want it to be as small as possible to reduce the complexity. Using the optimal values of h and η_H , the total complexity becomes a function of H , when ε (or h) is fixed. Then, one need to choose the optimal value of the parameter H regarding this total complexity.

In order to be able to estimate the total complexity, we shall also use the following assumption on the neighborhood of optimal trajectories:

Assumption (A4) The set of geodesic points Γ^* consists of a finite number of optimal paths between \mathcal{K}_{src} and \mathcal{K}_{dst} . Moreover, for every $x \in \mathcal{O}_\eta$, there exists $x^* \in \Gamma^*$ such that :

$$\|x - x^*\| \leq C_\beta \eta^\beta ,$$

where $0 < \beta \leq 1$, and C_β is a positive constant.

Let us denote by D the maximum Euclidean distance between the points in \mathcal{K}_{src} and \mathcal{K}_{dst} , i.e. $D = \sup\{\|x - y\| \mid x \in \mathcal{K}_{\text{src}}, y \in \mathcal{K}_{\text{dst}}\}$, and by D_Ω the diameter of $\bar{\Omega}$, i.e. $D = \sup\{\|x - y\| \mid x, y \in \bar{\Omega}\}$. For any positive functions $f, g : \mathbb{R}^p \rightarrow \mathbb{R}_{>0}$ of p real parameters, the notation $g(x) = \tilde{O}(f(x))$ will mean $g(x) = O(f(x)(\log(f(x)))^q)$ for some integer q , that is $|g(x)| \leq C|f(x)|\log(f(x))^q$ for some constant $C > 0$. We have the following estimate of the space complexity.

Proposition 5.1. *Assume that $H \leq D$, and that η_H satisfies the condition of Theorem 4.3 and $\eta_H \leq D$. There exists a constant $C > 0$ depending on D_Ω, D, \bar{f} and $\underline{f}, \beta, \gamma, C_\beta, C_\gamma$ and L_v (see Theorem 4.3), such that the space complexity $\mathcal{C}_{\text{spa}}(H, h)$ of the two level fast marching algorithm with coarse grid mesh step H , fine grid mesh step h and parameter η_H is as follows:*

$$(40) \quad \mathcal{C}_{\text{spa}}(H, h) = \tilde{O}\left(C^d \left(\frac{1}{H^d} + \frac{(\eta_H)^{\beta(d-1)}}{h^d}\right)\right) .$$

Proof. Up to a multiplicative factor, in the order of d (so which enters in the \tilde{O} part) the space complexity is equal to the total number of nodes of the coarse and fine grids.

We first show that up to a multiplicative factor, the first term in (40), $(\frac{C}{H})^d$, is the number of accepted nodes in the coarse-grid. To do so, we exploit the monotone property of the fast-marching update operator. Recall that in the coarse grid, we incorporate dynamically new nodes by partial fast-marching, starting from $\mathcal{K}_{\text{src}} \cap X^H$ (resp. $\mathcal{K}_{\text{dst}} \cap X^H$) until $\mathcal{K}_{\text{dst}} \cap X^H$ (resp. $\mathcal{K}_{\text{src}} \cap X^H$) is accepted.

Let us first consider the algorithm starting from \mathcal{K}_{src} . In this step, let us denote x_{dst}^f the last accepted node in \mathcal{K}_{dst} , then we have for all the nodes $x^H \in A_{\text{s}\rightarrow}^H$ that have been accepted, $V_{\text{s}\rightarrow}^H(x^H) \leq V_{\text{s}\rightarrow}^H(x_{\text{dst}}^f)$. Then, using (31)), we obtain $v_{\text{s}\rightarrow}(x^H) \leq v_{\text{s}\rightarrow}(x_{\text{dst}}^f) + 2C_{\text{s}\rightarrow}H^\gamma \leq v_{\text{s}\rightarrow}(x_{\text{dst}}^f) + 2C_{\text{s}\rightarrow}D^\gamma$, which gives the following inclusion, when D and $T_{\text{s}\rightarrow}(x_{\text{dst}}^f)$ are small enough:

$$\begin{aligned} A_{\text{s}\rightarrow}^H &\subseteq \{x \in \bar{\Omega} \mid v_{\text{s}\rightarrow}(x) \leq v_{\text{s}\rightarrow}(x_{\text{dst}}^f) + 2C_{\text{s}\rightarrow}H^\gamma\} \\ &\subseteq \{x \in \bar{\Omega} \mid T_{\text{s}\rightarrow}(x) \leq T_{\text{s}\rightarrow}(x_{\text{dst}}^f) - \log(1 - 2C_{\text{s}\rightarrow}D^\gamma e^{T_{\text{s}\rightarrow}(x_{\text{dst}}^f)})\} . \end{aligned}$$

Let $x \in \bar{\Omega}$, recall that $T_{\text{s}\rightarrow}(x)$ is the minimum time traveling from x to \mathcal{K}_{src} , then we have for some $x_{\text{src}}^i \in \mathcal{K}_{\text{src}}$,

$$(41) \quad \|x - x_{\text{src}}^i\| \leq \int_0^{T_{\text{s}\rightarrow}(x)} \|\dot{x}(t)\| dt \leq \bar{f}T_{\text{s}\rightarrow}(x) .$$

Moreover, we have for some $x_{\text{src}}^j \in \mathcal{K}_{\text{src}}$,

$$(42) \quad T_{\text{s}\rightarrow}(x_{\text{dst}}^f) \leq \frac{\|x_{\text{dst}}^f - x_{\text{src}}^j\|}{\underline{f}} \leq \frac{D}{\underline{f}} ,$$

since we can take a control α proportional to $x_{\text{dst}}^f - x_{\text{src}}^j$, so that the trajectory given by (12) follows the straight line from x_{src}^j to x_{dst}^f (with variable speed). Combine (41) and (42), we

have for the set of accepted nodes:

$$A_{s \rightarrow}^H \subseteq \{x \mid \|x - x_{\text{src}}^i\| \leq (\bar{f}D/\underline{f}) - \bar{f} \log(1 - 2C_{s \rightarrow} D^\gamma e^{\bar{f}D/\underline{f}}), \text{ for some } x_{\text{src}}^i \in \mathcal{K}_{\text{src}}\} .$$

Thus, all the nodes we visit are included in a d -dimensional ball with radius R , where R is a constant depending on D , \bar{f} , \underline{f} , $C_{s \rightarrow}$ and γ , when D is small enough. Otherwise, since $\bar{\Omega}$ has a diameter equal to D_Ω , one can take $R = D_\Omega$. Then, the total number of nodes that are accepted in the coarse grid is bounded by $(\frac{C}{H})^d$, in which C/R is a positive constant in the order of $(v_d)^{1/d}$, where v_d is the volume of unit ball in \mathbb{R}^d , and satisfying $C/R \leq 2$, so we can take $C/R = 2$. The same result can be obtained for the search starting from \mathcal{K}_{dst} .

We now show that, still up to a multiplicative factor, the second term in (40), $D \frac{(\eta_H)^{\beta(d-1)}}{h^d}$, is the number of nodes of the fine-grid. Consider a node $x^h \in G_\eta^h$. By definition, there exists $x^H \in O_\eta^H$ such that $\|x^h - x^H\| \leq H$. Denote $C_\gamma = C_{s \rightarrow} + C_{\rightarrow d}$, and $L_v = L_{v_{s \rightarrow}} + L_{v_{\rightarrow d}}$ (the sum of the Lipschitz constants of $v_{\rightarrow d}$ and $v_{s \rightarrow}$). Then, using similar arguments as in the proof of Theorem 4.3, we obtain:

$$\begin{aligned} \mathcal{F}_v(x^h) &\leq \mathcal{F}_v(x^H) + L_v \|x^h - x^H\| \\ &\leq \mathcal{F}_{vH}(x^H) + C_\gamma H^\gamma + L_v H \\ &\leq \min_{y^H \in X^H} \mathcal{F}_v(y^H) + \eta_H + C_\gamma H^\gamma + L_v H \\ &\leq \min_{y \in \Omega} \mathcal{F}_v(y) + \eta_H + C_\gamma H^\gamma + 2L_v H . \end{aligned}$$

This entails that $x^h \in \mathcal{O}_{\eta_H + \varepsilon_H}$, with $\varepsilon_H = C_\gamma H^\gamma + 2L_v H$. Since $\gamma \leq 1$, so ε_H is of order H^γ , and $\eta_H \geq C_\gamma H^\gamma$ by assumption, then using Assumption (A4), we deduce that for some positive constant C' , depending on β , γ , C_β , C_γ , and L_v , there exists $x^* \in \Gamma^*$ such that

$$(43) \quad \|x^h - x^*\| \leq C'(\eta_H)^\beta .$$

We assume now that Γ^* consists of a single optimal path from $x_{\text{src}} \in \mathcal{K}_{\text{src}}$ to $x_{\text{dst}} \in \mathcal{K}_{\text{dst}}$. Indeed, the proof for the case of a finite number of paths is similar and leads to a constant factor in the complexity, which is equal to the number of paths. Up to a change of variables, we get a parametrization of Γ^* as the image of a one-to-one map $\phi : t \in [0, D_\Gamma] \mapsto \phi(t) \in \Gamma^*$, with unit speed $\|\phi'(t)\| = 1$, where D_Γ is a positive constant. Let us denote in the following by $d_{\Gamma^*}(x, y)$ the distance between two points $x, y \in \Gamma^*$ along this path, that is $d_{\Gamma^*}(x, y) = |t - s|$ if $x = \phi(t)$ and $y = \phi(s)$, with $t, s \in [0, D_\Gamma]$. Since the speed of ϕ is one, we have $\|x - y\| \leq d_{\Gamma^*}(x, y)$, and so $D \leq D_\Gamma$. Moreover, by the same arguments as above, we have $D_\Gamma \leq \bar{f}D/\underline{f}$.

Let us divide Γ^* , taking equidistant points $x_0, x_1, x_2, \dots, x_N, x_{N+1} \in \Gamma^*$ between $x_0 = x_{\text{src}}$ and $x_{N+1} = x_{\text{dst}}$, with $N = \lfloor D_\Gamma / (C'(\eta_H)^\beta) \rfloor$, so that $d_{\Gamma^*}(x_k, x_{k+1}) = D_\Gamma / (N + 1) \leq C'(\eta_H)^\beta \forall k \in \{0, 1, 2, \dots, N\}$. Set $\Gamma_{\text{dis}}^* := \{x_{\text{src}}, x_1, x_2, \dots, x_N, x_{\text{dst}}\}$. Then, by (43), we have for every $x^h \in G_\eta^h$, there exists a point $x \in \Gamma_{\text{dis}}^*$ such that :

$$\|x^h - x\| \leq \frac{3}{2} C'(\eta_H)^\beta .$$

Let us denote $B^d(x, r)$ the d -dimensional open ball with center x and radius r (for the Euclidian norm). Taking, $\Delta := \frac{3}{2} C'(\eta_H)^\beta + \frac{h}{2}$, we deduce:

$$\bigcup_{x \in G_\eta^h} B^d(x, \frac{h}{2}) \subset \bigcup_{x \in \Gamma_{\text{dis}}^*} B^d(x, \Delta) .$$

Moreover, since the mesh step of G_η^h is h , all balls centered in $x \in G_\eta^h$ with radius $\frac{h}{2}$ are disjoint, which entails:

$$\text{Vol} \left(\bigcup_{x \in O_\eta^h} B^d(x, \frac{h}{2}) \right) = |G_\eta^h| \left(\frac{h}{2}\right)^d v_d ,$$

where v_d denotes the volume of the unit ball in dimension d , and $|G_\eta^h|$ denotes the cardinality of G_η^h , which is also the number of nodes in the fine grid. Thus, we have:

$$|G_\eta^h| = \frac{\text{Vol} \left(\bigcup_{x \in O_\eta^h} B^d(x, \frac{h}{2}) \right)}{\left(\frac{h}{2}\right)^d v_d} \leq \frac{\text{Vol} \left(\bigcup_{x \in \Gamma_{\text{dis}}^*} B^d(x, \Delta) \right)}{\left(\frac{h}{2}\right)^d v_d} \leq |\Gamma_{\text{dis}}^*| 2^d \frac{\Delta^d}{h^d} .$$

Since $\eta_H \geq C_\eta H^\gamma$, $h \leq H$ and $\beta, \gamma \leq 1$, we get that $\Delta \leq C''(\eta_H)^\beta$ for some constant C'' depending on C_η , C' , β and γ . Then,

$$|G_\eta^h| \leq D' \frac{(2C''(\eta_H)^\beta)^{d-1}}{h^d} ,$$

where D' depends on D_Γ , D and C' . This leads to the bound of the proposition. \square

Remark 5.2. For the fast marching method with semi-lagrangian scheme, the computational complexity $\mathcal{C}_{\text{comp}}$ satisfies $\mathcal{C}_{\text{comp}} = \tilde{O}(3^d \mathcal{C}_{\text{spa}})$. Then, the same holds for the two-level or multi-level fast marching methods. In particular for the two-level fast marching method $\mathcal{C}_{\text{comp}}$ has same estimation as \mathcal{C}_{spa} in Proposition 5.1.

The same analysis as in two level case also works for the N -level case, for which we have the following result:

Proposition 5.3. *Assume that $H_1 \leq D$, and that, for $l = 1, \dots, N-1$, η_l satisfies the condition of Theorem 4.4, and $\eta_l \leq D$. Then, the total computational complexity $\mathcal{C}_{\text{comp}}(H_1, H_2, \dots, H_N)$ of the multi-level fast marching algorithm with N -levels, with grid mesh steps $H_1 \geq H_2 \geq \dots \geq H_{N-1} \geq H_N = h$ is*

$$(44) \quad \mathcal{C}_{\text{comp}}(\{H_l\}_{1 \leq l \leq N}) = \tilde{O} \left(C^d \left(\frac{1}{(H_1)^d} + \frac{(\eta_1)^{\beta(d-1)}}{(H_2)^d} + \frac{(\eta_2)^{\beta(d-1)}}{(H_3)^d} + \dots + \frac{(\eta_{N-1})^{\beta(d-1)}}{h^d} \right) \right) ,$$

with C as in Proposition 5.1. Moreover, the space complexity has a similar formula. \square

Minimizing the formula in Proposition 5.1 and Proposition 5.3, we obtain the following result of the computational complexity.

Theorem 5.4. *Assume $d \geq 2$, and let $\nu := \gamma\beta(1 - \frac{1}{d}) < 1$. Let $\varepsilon > 0$, and choose $h = (C_\gamma^{-1}\varepsilon)^{\frac{1}{\gamma}}$. Then, there exist some constant C_m depending on the same parameters as in Proposition 5.1, such that, in order to obtain an error bound on the value of Problem (1) less or equal to ε small enough, one can use one of the following methods:*

- (i) *The two-level fast marching method with $\eta_H = C_\eta H^\gamma$, and $H = h^{\frac{1}{\nu+1}}$. In this case, the total computational complexity is $\mathcal{C}_{\text{comp}}(H, h) = \tilde{O}((C_m)^d (\frac{1}{\varepsilon})^{\frac{d}{\gamma(\nu+1)}})$.*
- (ii) *The N -level fast marching method with $\eta_l = C_\eta H_l^\gamma$ and $H_l = h^{\frac{1-\nu^l}{1-\nu^N}}$, for $l = 1, \dots, N-1$. In this case, the total computational complexity is $\tilde{O}(N(C_m)^d (\frac{1}{\varepsilon})^{\frac{1-\nu}{1-\nu^N} \frac{d}{\gamma}})$.*

- (iii) *The N -level fast marching method with $N = \lfloor \frac{d}{\gamma} \log(\frac{1}{\varepsilon}) \rfloor$, and $\eta_l = C_\eta H_l^\gamma$ and $H_l = h^{\frac{1}{N}}$, for $l = 1, \dots, N - 1$. Then, the total computational complexity reduces to $\tilde{O}((C_m)^d (\frac{1}{\varepsilon})^{(1-\nu)\frac{d}{\gamma}}) = \tilde{O}((C_m)^d (\frac{1}{\varepsilon})^{\frac{1+(d-1)(1-\gamma\beta)}{\gamma}})$. When $\gamma = \beta = 1$, it reduces to $\tilde{O}((C_m)^d \frac{1}{\varepsilon})$.*

Proof. For (i), using (31) together with Theorem 4.3, which applies since $\eta_H = C_\eta H^\gamma$, we get that the error on the value obtained by the two-level fast marching method is less or equal to $C_\gamma h^\gamma = \varepsilon$. Note that in order to apply Theorem 4.3, η_H needs to satisfy $\eta_H \geq C_\eta H^\gamma$. Then, to get a minimal computational complexity, one need to take $\eta_H = C_\eta H^\gamma$ as in the theorem. We obtain the following total computational complexity:

$$(45) \quad \mathcal{C}_{comp}(H, h) = \tilde{O}((C')^d (H^{-d} + h^{-d} H^{\gamma\beta(d-1)})) ,$$

for some new constant $C' = C \max(1, C_\eta)^\beta$. When h is fixed, this is a function of H which gets its minimum value for

$$(46) \quad H = C_1 h^{\frac{d}{(\gamma\beta+1)d-\gamma\beta}} \quad \text{with} \quad C_1 = \left(\frac{d}{\gamma\beta(d-1)} \right)^{\frac{1}{(\gamma\beta+1)d-\gamma\beta}} ,$$

since it is decreasing before this point and then increasing. Then, the minimal computational complexity bound is obtained by substituting the value of H of (46) in (45). The formula of H in (46) is as in (i), up to the multiplicative factor $C_1 > 0$. One can show that $1 \leq C_1 \leq C_2$ with C_2 depending only on $\gamma\beta$. Hence, substituting this value of H instead of the one of (46) in (45), gives the same bound up to the multiplicative factor C_1^d . So in both cases, using $h = (C_\gamma^{-1} \varepsilon)^{\frac{1}{\gamma}}$, we obtain a computational complexity bound as in (i), for some constant C_m depending on the same parameters as in Proposition 5.1.

For (ii), using this time (31) together with Theorem 4.4, and that $\eta_l = C_l H_l^\gamma$, we get that the error on the value obtained by the multi-level fast marching method is less or equal to $C_\gamma h^\gamma = \varepsilon$. As in (i), we apply the formula of Proposition 5.3 with $\eta_l = C_l H_l^\gamma$, which gives

$$(47) \quad \mathcal{C}_{comp}(\{H_l\}_{1 \leq l \leq N}) = \tilde{O}\left((C')^d \left((H_1)^{-d} + (H_1)^{\gamma\beta(d-1)} (H_2)^{-d} + \dots + (H_{N-1})^{\gamma\beta(d-1)} h^{-d} \right) \right) ,$$

for the same constant C' as above. This is again a function of H_1, H_2, \dots, H_{N-1} when h is fixed. We deduce the optimal mesh steps $\{H_1, H_2, \dots, H_{N-1}\}$ by taking the minimum of $\mathcal{C}_{comp}(\{H_l\}_{1 \leq l \leq N})$ with respect to H_1, H_2, \dots, H_{N-1} , and then simplifying the formula by eliminating the constants. We can indeed proceed by induction on N , and use iterative formula similar to (46). We then obtain the formula for H_l as in (ii). Substituting these values of the H_l into (47), for a general $d \geq 2$, we obtain the following bound on the total computational complexity

$$(48) \quad \mathcal{C}_{comp}(\{H_l\}_{1 \leq l \leq N}) = \tilde{O}\left(N (C')^d \left(\frac{1}{h} \right)^{\frac{1-\nu}{1-\nu} N^d} \right) .$$

Now using $h = (C_\gamma^{-1} \varepsilon)^{\frac{1}{\gamma}}$, we get the formula of (ii).

For (iii), let us first do as if $\nu = 1$. In that case, passing to the limit when ν goes to 1 in previous formula, we obtain the new formula for the H_l given in (iii). We also obtain a new formula for the total complexity in (48) of the form $\tilde{O}\left(N (C')^d \left(\frac{1}{h} \right)^{\frac{d}{N}} \right)$. The minimum of this formula with respect to N is obtained for $N = d \log(\frac{1}{h})$ which with $h = (C_\gamma^{-1} \varepsilon)^{\frac{1}{\gamma}}$, leads to a

formula of N in the order of the one of (iii). Let us now substitute the values of H_l into the complexity formula (47), we obtain the total computational complexity (for h small enough)

$$(49) \quad \mathcal{C}_{comp}(\{H_l\}_{1 \leq l \leq N}) = \tilde{O}\left((C')^d \left(\frac{1}{h}\right)^{\frac{d}{N}} \sum_{l=0}^{N-1} \left(\frac{1}{h}\right)^{\frac{l}{N}(1-\nu)d}\right) = \tilde{O}\left(N(C')^d \left(\frac{1}{h}\right)^{\frac{d}{N}} \left(\frac{1}{h}\right)^{(1-\nu)d}\right).$$

Now taking $N = \lfloor \frac{d}{\gamma} \log(\frac{1}{\varepsilon}) \rfloor$ and using again $h = (C_\gamma^{-1} \varepsilon)^{\frac{1}{\gamma}}$, we get the formula of (iii). \square

Remark 5.5. In Point (iii) of Theorem 5.4, we can replace N by any formula of the form $N = \lfloor \kappa d \log(\frac{1}{h}) \rfloor$, with a constant $\kappa > 0$. In that case, the number of levels and the parameters H_l (the intermediate mesh steps) only depend on the final mesh step h and the dimension. However, the conditions on the parameters η_l depend on the parameters γ and C_η of the problem to be solved and thus are difficult to estimate in practice. Moreover, it may happen that the upper bound C_η is too large, making the theoretical complexity too large in practice even when $\gamma\beta = 1$.

Remark 5.6. In Theorem 5.4, the theoretical complexity bound highly depends on the value of $\gamma\beta$. For the first constant γ , which is the convergence rate of the fast marching method, the usual finite differences or semilagrangian schemes satisfy $\gamma = \frac{1}{2}$. However, it may be equal to 1, which typically occurs under a semiconcavity assumption (see for instance [CF96, FF14]). Higher order schemes (in time step) may also be used, under some additional regularity on the value function, see for instance [FF98, BFF⁺15] and lead to $\gamma \geq 1$.

Recall that the second constant β , defined in Assumption (A4), determines the growth of the neighborhood \mathcal{O}_η of the optimal trajectories, as a function of η . This exponent depends on the geometry of the level sets of the value function. We provide some examples for which $\beta = 1$ in Appendix B. In particular, one can find examples such that $\gamma = \beta = 1$.

6. NUMERICAL EXPERIMENTS

In this section, we present numerical tests, showing the improvement of our algorithm, compared with the original fast-marching method of Sethian et al. [Set96, SV01], using the same update operator. Both algorithms were implemented in C++, and executed on a single core of a Quad Core IntelCore I7 at 2.3Gh with 16Gb of RAM.

Note that, as said in Remark 5.5, the constant C_η in the formula of the parameters η_l of the multi-level fast marching method is difficult to estimate. Then, for a given problem, first several tests of the algorithm are done for large values of the mesh steps (or on the first levels of the multi-level method) with some initial guess of the constant C_η , assuming that $\gamma = 1$. This is not too expensive, so we do not count it in the total CPU time of the multi-level fast marching method.

6.1. The tested problems. In the numerical tests, we shall consider the following particular problems in several dimensions d .

Problem 1 (Euclidean distance in a box). We start with the easiest case: a constant speed $f(x, \alpha) \equiv 1$ in $\Omega = (0, 1)^d$. The sets \mathcal{K}_{src} and \mathcal{K}_{dst} are the Euclidean balls with radius 0.1, centered at $(0.2, \dots, 0.2)$ and $(0.8, \dots, 0.8)$ respectively.

Problem 2 (Discontinuous speed field). The domain Ω and the sets \mathcal{K}_{src} , \mathcal{K}_{dst} are the same as in Problem 1. The speed function is discontinuous, with the form:

$$f(x, \alpha) = \begin{cases} 0.3, & x \in (0.4, 0.6)^d, \\ 1, & \text{elsewhere.} \end{cases}$$

Thus, the speed is reduced in a box centered in the domain. In this case, optimal trajectories must “avoid” the box, so there are $2\binom{d}{2} = d(d-1)$ optimal trajectories from \mathcal{K}_{src} and \mathcal{K}_{dst} , which are obtained by symmetry arguments.

Problem 3 (The Poincaré Model). Consider the minimum time problem in the open unit Euclidian ball $\Omega = B^d(0, 1)$. The sets \mathcal{K}_{src} and \mathcal{K}_{dst} are the Euclidean balls with radius $\frac{0.1}{\sqrt{d}}$, centered at $(\frac{-0.8}{\sqrt{d}}, \dots, \frac{-0.8}{\sqrt{d}})$ and $(\frac{0.8}{\sqrt{d}}, \dots, \frac{0.8}{\sqrt{d}})$ respectively. This speed function f is given as follows:

$$f(x, \alpha) = 1 - \|x\|^2 .$$

This particular choice of vector field corresponds to the Poincaré model of the hyperbolic geometry, that is, the optimal trajectories of our minimum time problem between two points are geodesics or “straight lines” in the hyperbolic sense.

Problem 4. Consider $\Omega = B^d(0, 1)$, the open unit Euclidian ball, and let \mathcal{K}_{src} and \mathcal{K}_{dst} be the closed balls with radius $r/2$ and centers $(1-r, 0, \dots, 0)$ and $(-1+r, 0, \dots, 0)$, respectively, with $0 < r < \frac{1}{2}$. For every $x = (x_1, x_2, \dots, x_d) \in \Omega$ and $\alpha \in \mathcal{A}$, the speed is given as follows:

$$(50) \quad f(x, \alpha) = 1 + x_1^2 - \sum_{i=2}^d x_i^2 .$$

We prove in Example 2 of Appendix B that this problem satisfies $\beta = 1$.

Problem 5. We address the problem with same domain and speed as in Problem 4, but with the same source and destination sets as in Problem 3.

6.2. Comparison between ordinary and multi-level fast-marching methods. We next provide detailed results comparing the performances of the classical and multi-level fast marching methods in the special case of Problem 1. Detailed results concerning Problems 2–5 are given in Appendix C, showing a similar gain in performance. In the higher dimension cases, the classical fast marching method cannot be executed in a reasonable time. So we fix a time budget of 1 hour, that is we show the results of these algorithms when they finish in less than 1 hour only. Figure 4 shows the CPU time and the memory allocation for Problem 1 in dimensions range from 2 to 6, with grid meshes equal to $\frac{1}{50}$ and $\frac{1}{100}$. In all the dimensions in which both methods can be executed in less than one hour, we observe that the multi-level fast marching method with finest mesh step h yields the same relative error as the classical fast marching method with mesh step h , but with considerably reduced CPU times and memory requirements. Moreover, when the dimension is greater than 4, the classical fast marching method could not be executed in a time budget of 1 hour. In all, the multi-level method appears to be much less sensitive to the *curse-of-dimensionality*.

To better compare the multi-level method with the classical method, we test the algorithms with several (finest) mesh steps (which are proportional to the predictable error up to some exponent $1/\gamma$), when the dimension is fixed to be 3, see Figure 5. We consider both the 2-level algorithm and the multi-level algorithm. In the multi-level case, the number of levels is adjusted to be (almost) optimal for different mesh steps and dimensions.

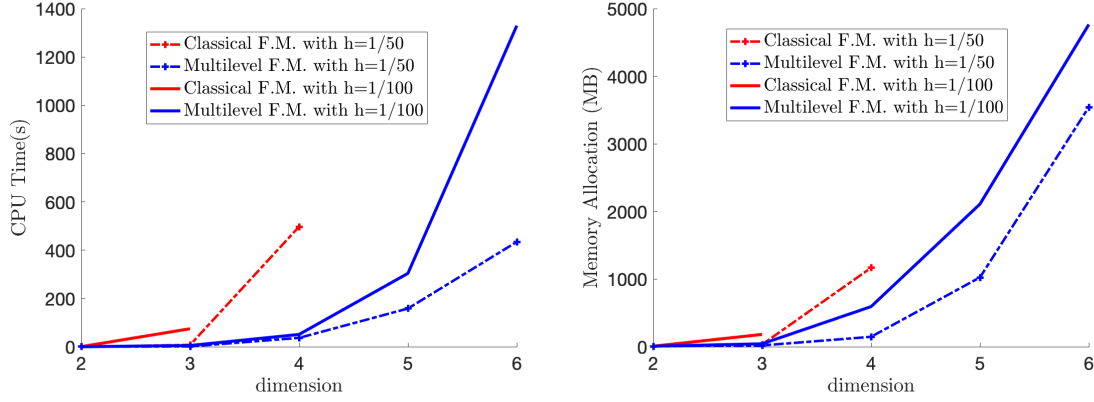


FIGURE 4. Problem 1. CPU time (left) and memory allocation (right) as a function of the dimension, for a fixed finest mesh step h .

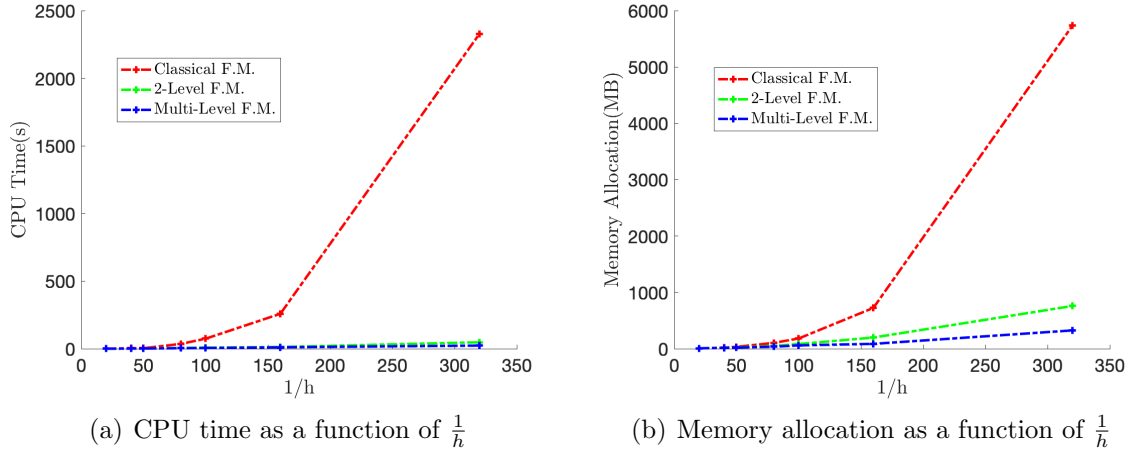


FIGURE 5. Problem 1. CPU time and memory allocation for several values of the finest mesh step h , in dimension 3.

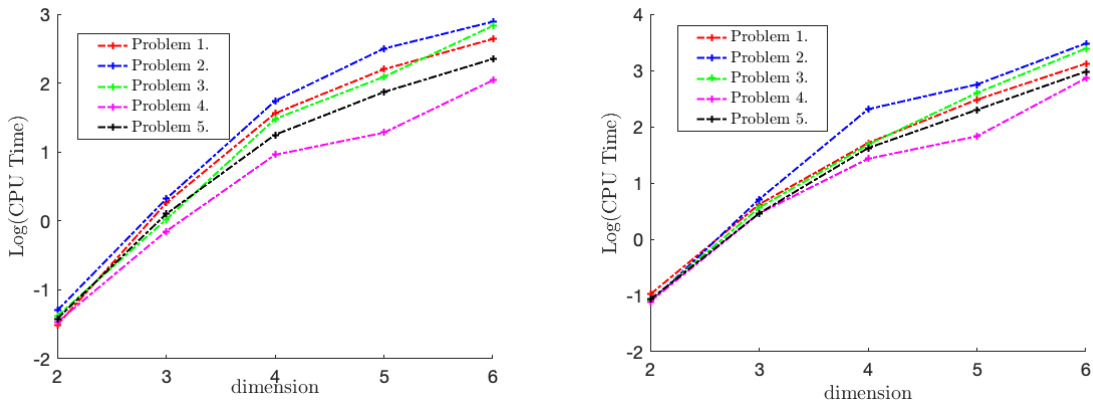
6.3. Effective complexity of the multi-level fast-marching method. We next analyse the experimental complexity of the multi-level fast marching method in the light of the theoretical estimates of Theorem 5.4. For this purpose, we tested the multi-level fastmarching method on Problems 1–5, with an almost optimal number of levels, and several dimensions and final mesh steps. For all these cases, we compute the (logarithm of) CPU time and shall plot it as a function of the dimension, or of the final mesh step.

If the number of levels is chosen optimal as in Theorem 5.4, we can expect a complexity in the order of $\tilde{O}(C^d(\frac{1}{\epsilon})^{\frac{1+(d-1)(1-\gamma\beta)}{\gamma}})$, depending on the model characteristics, to be compared with $(\frac{1}{\epsilon})^{\frac{d}{2}}$ for the usual fast marching method. This means that the logarithm of CPU time should be of the form

$$(51) \quad \log(\text{CPU time}) \simeq s_0 + s_2 \log\left(\frac{1}{h}\right) + (s_1 + s_3 \log\left(\frac{1}{h}\right))d = s_0 + s_1 d + (s_2 + s_3 d) \log\left(\frac{1}{h}\right) ,$$

where $s_1 = \log(C)$, $s_2 = \gamma\beta \in (0, 1]$ and $s_3 = 1 - \gamma\beta$. To check if such an estimation of complexity holds, we shall execute the multi-level fastmarching method on all the problems for several values of h and d , and compute the logarithm of the CPU time as a function of the dimension and then as a function of $\log(1/h)$. However, choosing an optimal number of levels may be difficult to implement due to the small differences between the mesh steps. So, the results will not always fit with the above theoretical prediction.

We first present tests done for dimension 2 to 6 and finest mesh step $\frac{1}{50}$ and $\frac{1}{100}$, for which we compute the (logarithm of) CPU time. We show in Figure 6, the graph of the logarithm of CPU time as a function of the dimension (when finest mesh step is fixed), for which the form (51) suggests a slope of the form $s_1 + s_3 \log(\frac{1}{h})$. We also give the precise values of these functions in Table 1, where we compute the slope by linear regression. If the slope satisfies this formula, then one can get an estimation of s_3 and then of $\gamma\beta$ using several values of h . Here, we have only two values of h , which gives a rough estimation of s_3 , also given in Table 1. This gives an estimation of $\gamma\beta \in [0.71, 0.88]$, so close to 1. Another possibility is that $\gamma\beta = 1$ and that the number of levels is not optimal, which implies that the logarithm of the CPU time is not affine in the dimension.



(a) $\log(\text{CPU time})$ w.r.t. dimension when $h = \frac{1}{50}$. (b) $\log(\text{CPU time})$ w.r.t. dimension when $h = \frac{1}{100}$.

FIGURE 6. Growth of CPU time w.r.t. dimensions.

TABLE 1. Values and slope of $\log(\text{CPU time})$ w.r.t. dimension.

	log(CPU Time) w.r.t. dimension, $h = \frac{1}{50}$					slope	log(CPU Time) w.r.t. dimension, $h = \frac{1}{100}$					slope	s_3
Dimension:	2	3	4	5	6		2	3	4	5	6		
Problem 1	-1.44	0.26	1.56	2.20	2.64	0.778	-0.98	0.62	1.71	2.48	3.12	0.827	0.16
Problem 2	-1.30	0.32	1.74	2.50	2.89	0.847	-1.12	0.71	2.31	2.75	3.48	0.905	0.20
Problem 3	-1.38	0.02	1.48	2.09	2.83	0.904	-1.09	0.56	1.68	2.60	3.39	0.941	0.12
Problem 4	-1.47	-0.05	0.96	1.28	2.14	0.719	-1.11	0.46	1.43	1.83	2.86	0.760	0.13
Problem 5	-1.42	0.10	1.25	1.87	2.35	0.737	-1.07	0.46	1.62	2.30	2.98	0.824	0.29

We next present tests done for dimension 4 and several values of finest mesh step going from $1/20$ to $1/320$, for which we compute the (logarithm of) CPU time. We present in Figure 7, the graphs of the CPU time as a function of $\frac{1}{h}$, in both linear scales and log-log scales. We also compute the precise values of the logarithm of the CPU time as a function of the

logarithm of $\frac{1}{h}$ in Table 2, where we compute the slope by linear regression. The form (51) of the CPU time suggests a slope $s_2 + s_3d$ with $s_3 = 1 - s_2$ and $s_2 = \gamma\beta$. So the value of this slope for $d = 1$ is 1 and the value of the slope for $d = 4$ allows one to compute a second rough estimation of s_3 , that we also give in Table 2. The results match with the ones of Table 1 and so again the estimation of $\gamma\beta \in [0.76, 0.86]$ is close to 1, or suggest that $\gamma\beta = 1$ but that the number of levels is not optimal.

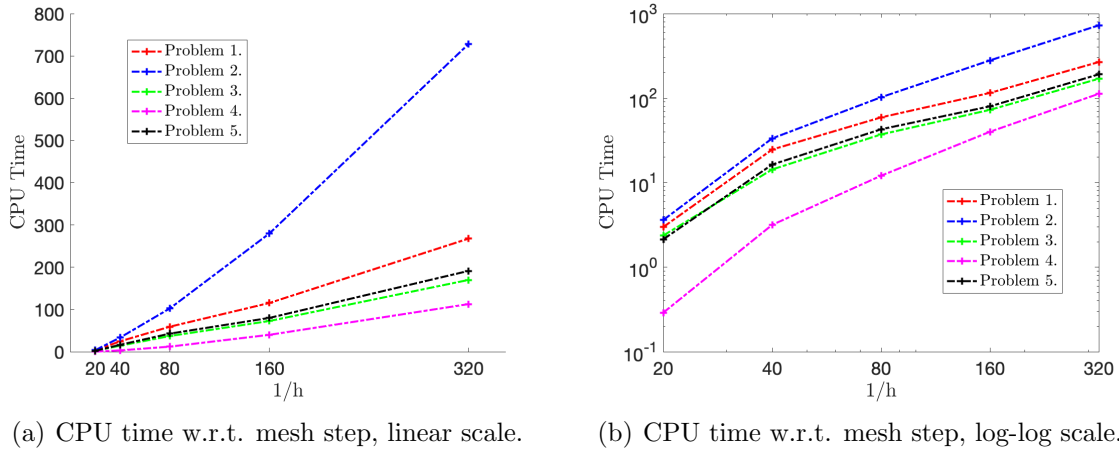


FIGURE 7. Growth of CPU time w.r.t. mesh steps in dimension 4.

TABLE 2. Values of $\log(\text{CPU time})$ w.r.t. $\log(\frac{1}{h})$.

$\log(\frac{1}{h})$:	$\log(\text{CPU time})$ w.r.t. $\log(\frac{1}{h})$, $d = 4$						
	1.3	1.6	1.9	2.2	2.5	slope	s_3
Problem 1	0.48	1.39	1.77	2.06	2.43	1.52	0.17
Problem 2	0.56	1.52	2.01	2.45	2.86	1.73	0.24
Problem 3	0.37	1.16	1.57	1.86	2.23	1.46	0.15
Problem 4	-0.54	0.50	1.08	1.60	2.05	1.41	0.14
Problem 5	0.33	1.21	1.63	1.90	2.28	1.52	0.17

REFERENCES

[AFS19] Alessandro Alla, Maurizio Falcone, and Luca Saluzzi. An efficient dp algorithm on a tree-structure for finite horizon optimal control problems. *SIAM Journal on Scientific Computing*, 41(4):A2384–A2406, 2019.

[AFS20] Alessandro Alla, Maurizio Falcone, and Luca Saluzzi. A tree structure algorithm for optimal control problems with state constraints, 2020. arXiv preprint arXiv:2009.12384.

[AGL08] Marianne Akian, Stéphane Gaubert, and Asma Lakhoua. The max-plus finite element method for solving deterministic optimal control problems: basic properties and convergence analysis. *SIAM Journal on Control and Optimization*, 47(2):817–848, 2008.

[Bar89] Martino Bardi. A boundary value problem for the minimum-time function. *SIAM journal on control and optimization*, 27(4):776–785, 1989.

[BCD08] M. Bardi and I. Capuzzo-Dolcetta. *Optimal Control and Viscosity Solutions of Hamilton-Jacobi-Bellman Equations*. Modern Birkhäuser Classics. Birkhäuser Boston, 2008.

[BCZ10] O. Bokanowski, E. Cristiani, and H. Zidani. An efficient data structure and accurate scheme to solve front propagation problems. *Journal of Scientific Computing*, 42(2):251–273, 2010.

- [BFF⁺15] Olivier Bokanowski, Maurizio Falcone, Roberto Ferretti, Lars Grüne, Dante Kalise, and Hasnaa Zidani. Value iteration convergence of ε -monotone schemes for stationary Hamilton-Jacobi equations. *Discrete and Continuous Dynamical Systems-Series A*, 35(9):4041–4070, 2015.
- [BFZ10] Olivier Bokanowski, Nicolas Forcadel, and Hasnaa Zidani. Reachability and minimal times for state constrained nonlinear problems without any controllability assumption. *SIAM Journal on Control and Optimization*, 48(7):4292–4316, 2010.
- [BFZ11] Olivier Bokanowski, Nicolas Forcadel, and Hasnaa Zidani. Deterministic state-constrained optimal control problems without controllability assumptions. *ESAIM: Control, Optimisation and Calculus of Variations*, 17(4):995–1015, 2011.
- [BGGK13] Olivier Bokanowski, Jochen Garcke, Michael Griebel, and Irene Klomp maker. An adaptive sparse grid semi-Lagrangian scheme for first order Hamilton-Jacobi Bellman equations. *J. Sci. Comput.*, 55(3):575–605, 2013.
- [BGZ22] Olivier Bokanowski, Nidhal Gammoudi, and Hasnaa Zidani. Optimistic planning algorithms for state-constrained optimal control problems. *Computers & Mathematics with Applications*, 109:158–179, 2022.
- [BZ99] Maïtine Bergounioux and Housnaa Zidani. Pontryagin maximum principle for optimal control of variational inequalities. *SIAM Journal on Control and Optimization*, 37(4):1273–1290, 1999.
- [CDL90] I. Capuzzo-Dolcetta and Pierre-Louis Lions. Hamilton-Jacobi equations with state constraints. *Trans. Am. Math. Soc.*, 318(2):643–683, 1990.
- [CDOY19] Yat Tin Chow, Jérôme Darbon, Stanley Osher, and Wotao Yin. Algorithm for overcoming the curse of dimensionality for state-dependent Hamilton-Jacobi equations. *Journal of Computational Physics*, 387:376–409, June 2019.
- [CEL84] Michael G Crandall, Lawrence C Evans, and P-L Lions. Some properties of viscosity solutions of Hamilton-Jacobi equations. *Transactions of the American Mathematical Society*, 282(2):487–502, 1984.
- [CF96] Fabio Camilli and Maurizio Falcone. Approximation of optimal control problems with state constraints: estimates and applications. In *Nonsmooth analysis and geometric methods in deterministic optimal control*, pages 23–57. Springer, 1996.
- [CF07] Emiliano Cristiani and Maurizio Falcone. Fast semi-lagrangian schemes for the eikonal equation and applications. *SIAM Journal on Numerical Analysis*, 45(5):1979–2011, 2007.
- [CFM11] Elisabetta Carlini, Nicolas Forcadel, and Régis Monneau. A generalized fast marching method for dislocation dynamics. *SIAM journal on numerical analysis*, 49(6):2470–2500, 2011.
- [CL83] Michael G Crandall and Pierre-Louis Lions. Viscosity solutions of Hamilton-Jacobi equations. *Transactions of the American mathematical society*, 277(1):1–42, 1983.
- [CL84] M. Crandall and P. Lions. Two approximations of solutions of Hamilton-Jacobi equations. *Mathematics of Computation*, 43:1–19, 1984.
- [CLRS09] Thomas H Cormen, Charles E Leiserson, Ronald L Rivest, and Clifford Stein. *Introduction to algorithms*. MIT press, 2009.
- [Cri09] Emiliano Cristiani. A fast marching method for Hamilton-Jacobi equations modeling monotone front propagations. *Journal of Scientific Computing*, 39(2):189–205, 2009.
- [DKK21] Sergey Dolgov, Dante Kalise, and Karl K. Kunisch. Tensor decomposition methods for high-dimensional Hamilton-Jacobi-Bellman equations. *SIAM J. Sci. Comput.*, 43(3):a1625–a1650, 2021.
- [DM21] Jérôme Darbon and Tingwei Meng. On some neural network architectures that can represent viscosity solutions of certain high dimensional Hamilton-Jacobi partial differential equations. *J. Comput. Phys.*, 425:16, 2021. Id/No 109907.
- [DO16] Jérôme Darbon and Stanley Osher. Algorithms for overcoming the curse of dimensionality for certain Hamilton-Jacobi equations arising in control theory and elsewhere. *Res. Math. Sci.*, 3:26, 2016. Id/No 19.
- [Dow18] Peter M. Dower. An Adaptive Max-Plus Eigenvector Method for Continuous Time Optimal Control Problems. In Maurizio Falcone, Roberto Ferretti, Lars Grüne, and William M. McEneaney, editors, *Numerical Methods for Optimal Control Problems*, volume 29, pages 211–240. Springer International Publishing, Cham, 2018.

- [DSSW06] Daniel Delling, Peter Sanders, Dominik Schultes, and Dorothea Wagner. Highway hierarchies star. In *The Shortest Path Problem*, pages 141–174, 2006.
- [Fal87] Maurizio Falcone. A numerical approach to the infinite horizon problem of deterministic control theory. *Applied Mathematics and Optimization*, 15(1):1–13, 1987.
- [FF98] Maurizio Falcone and Roberto Ferretti. Convergence analysis for a class of high-order semi-lagrangian advection schemes. *SIAM Journal on Numerical Analysis*, 35(3):909–940, 1998.
- [FF14] Maurizio Falcone and Roberto Ferretti. *Semi-Lagrangian approximation schemes for linear and Hamilton-Jacobi equations*. Society for Industrial and Applied Mathematics (SIAM), Philadelphia, PA, 2014.
- [FLGG08] Nicolas Forcadel, Carole Le Guyader, and Christian Gout. Generalized fast marching method: applications to image segmentation. *Numerical Algorithms*, 48(1):189–211, 2008.
- [FM00] Wendell H Fleming and William M McEneaney. A max-plus-based algorithm for a Hamilton–Jacobi–Bellman equation of nonlinear filtering. *SIAM Journal on Control and Optimization*, 38(3):683–710, 2000.
- [FS06] Wendell H Fleming and Halil Mete Soner. *Controlled Markov processes and viscosity solutions*, volume 25. Springer Science & Business Media, 2006.
- [GLP15] Pierre Girardeau, Vincent Leclere, and Andrew B Philpott. On the convergence of decomposition methods for multistage stochastic convex programs. *Mathematics of Operations Research*, 40(1):130–145, 2015.
- [HWZ18] Cristopher Hermosilla, Peter R Wolenski, and Hasnaa Zidani. The mayer and minimum time problems with stratified state constraints. *Set-Valued and Variational Analysis*, 26(3):643–662, 2018.
- [KD01] H.J. Kushner and P.G. Dupuis. *Numerical methods for stochastic control problems in continuous time*, volume 24. Springer Science & Business Media, 2001.
- [KMH⁺18] Matthew R. Kirchner, Robert Mar, Gary Hewer, Jerome Darbon, Stanley Osher, and Y. T. Chow. Time-Optimal Collaborative Guidance Using the Generalized Hopf Formula. *IEEE Control Systems Letters*, 2(2):201–206, April 2018.
- [Kru75] SN Kružkov. Generalized solutions of the Hamilton-Jacobi equations of eikonal type. i. formulation of the problems; existence, uniqueness and stability theorems; some properties of the solutions. *Mathematics of the USSR-Sbornik*, 27(3):406, 1975.
- [KW17] Wei Kang and Lucas C. Wilcox. Mitigating the curse of dimensionality: Sparse grid characteristics method for optimal feedback control and HJB equations. *Computational Optimization and Applications*, 68(2):289–315, November 2017.
- [McE06] William McEneaney. *Max-Plus Methods for Nonlinear Control and Estimation*. Systems & Control: Foundations & Applications. Birkhäuser-Verlag, Boston, 2006.
- [McE07] William M. McEneaney. A Curse-of-Dimensionality-Free Numerical Method for Solution of Certain HJB PDEs. *SIAM Journal on Control and Optimization*, 46(4):1239–1276, January 2007.
- [MDG08] W.M. McEneaney, A. Deshpande, and S. Gaubert. Curse-of-Complexity Attenuation in the Curse-of-Dimensionality-Free Method for HJB PDEs. In *Proc. American Control Conf.*, 2008.
- [Mir14] Jean-Marie Mirebeau. Anisotropic fast-marching on cartesian grids using lattice basis reduction. *SIAM Journal on Numerical Analysis*, 52(4):1573–1599, 2014.
- [Mir19] Jean-Marie Mirebeau. Riemannian fast-marching on cartesian grids, using voronoi’s first reduction of quadratic forms. *SIAM Journal on Numerical Analysis*, 57(6):2608–2655, 2019.
- [Mor39] Anthony P Morse. The behavior of a function on its critical set. *Annals of Mathematics*, 40:62–70, 1939.
- [NZGK21] Tenavi Nakamura-Zimmerer, Qi Gong, and Wei Kang. Adaptive deep learning for high-dimensional Hamilton-Jacobi-Bellman equations. *SIAM J. Sci. Comput.*, 43(2):a1221–a1247, 2021.
- [OSS22] Mathias Oster, Leon Sallandt, and Reinhold Schneider. Approximating optimal feedback controllers of finite horizon control problems using hierarchical tensor formats. *SIAM J. Sci. Comput.*, 44(3):b746–b770, 2022.
- [PP91] Mario VF Pereira and Leontina MVG Pinto. Multi-stage stochastic optimization applied to energy planning. *Mathematical programming*, 52(1):359–375, 1991.

- [Qu13] Zheng Qu. *Nonlinear Perron-Frobenius Theory and Max-plus Numerical Methods for Hamilton-Jacobi Equations*. PhD thesis, Ecole Polytechnique X, October 2013.
- [Qu14] Zheng Qu. A max-plus based randomized algorithm for solving a class of HJB PDEs. In *53rd IEEE Conference on Decision and Control*, pages 1575–1580, December 2014.
- [RZ98] Jean-Pierre Raymond and Hasnaa Zidani. Pontryagin’s principle for state-constrained control problems governed by parabolic equations with unbounded controls. *SIAM Journal on Control and Optimization*, 36(6):1853–1879, 1998.
- [RZ99] Jean-Pierre Raymond and H Zidani. Pontryagin’s principle for time-optimal problems. *Journal of Optimization Theory and Applications*, 101(2):375–402, 1999.
- [Sar42] Arthur Sard. The measure of the critical values of differentiable maps. *Bulletin of the American Mathematical Society*, 48:883–890, 1942.
- [Set96] James A Sethian. A fast marching level set method for monotonically advancing fronts. *Proceedings of the National Academy of Sciences*, 93(4):1591–1595, 1996.
- [Sha11] Alexander Shapiro. Analysis of stochastic dual dynamic programming method. *European Journal of Operational Research*, 209(1):63–72, 2011.
- [Son86a] Halil Mete Soner. Optimal control with state-space constraint i. *SIAM Journal on Control and Optimization*, 24(3):552–561, 1986.
- [Son86b] Halil Mete Soner. Optimal control with state-space constraint. ii. *SIAM journal on control and optimization*, 24(6):1110–1122, 1986.
- [SS12] Peter Sanders and Dominik Schultes. Engineering highway hierarchies. *Journal of Experimental Algorithmics (JEA)*, 17:1–1, 2012.
- [SV01] James A Sethian and Alexander Vladimírsky. Ordered upwind methods for static Hamilton–Jacobi equations. *Proceedings of the National Academy of Sciences*, 98(20):11069–11074, 2001.
- [Tsi95] John N Tsitsiklis. Efficient algorithms for globally optimal trajectories. *IEEE Transactions on Automatic Control*, 40(9):1528–1538, 1995.
- [Vla06] Alexander Vladimírsky. Static pdes for time-dependent control problems. *Interfaces and Free Boundaries*, 8(3):281–300, 2006.
- [YD21] Ivan Yegorov and Peter M. Dower. Perspectives on characteristics based curse-of-dimensionality-free numerical approaches for solving Hamilton-Jacobi equations. *Appl. Math. Optim.*, 83(1):1–49, 2021.

APPENDIX A. UPDATE OPERATOR FOR FAST MARCHING METHOD

We consider the problem with direction “to destination”, and a semi-lagrangian discretization of the HJ equation associated to our first optimal control problem (2,8,9), and describe the associated update operator of the fast marching method. The first update operator in Appendix A.1 is based on the work of [CF07], which is shown to be efficient for isotropic case. We also provide a further update operator in Appendix A.2 to treat certain amount of anisotropy, which can be seen as a variant of the ordered upwind method proposed in [SV01] adapted to our case. We should mention that the anisotropy is a major difficulty for the generalization of fast marching method, but it is beyond the scope of this paper. There are many other schemes which are more efficient for certain type of anisotropy (see for instance [FLGG08, Cri09, CFM11, Mir14, Mir19]) and, in principle, could be adapted to our algorithm by simply changing the update operator.

Consider the following semi-lagrangian type discretization of (2,8,9):

$$(52) \quad \begin{cases} v_{\rightarrow d}^h(x) = \min_{\alpha \in S_1} \left\{ \left(1 - \frac{h}{f(x, \alpha)}\right) v_{\rightarrow d}^h(x + h\alpha) + \frac{h}{f(x, \alpha)} \right\}, & x \in \bar{\Omega} \setminus \mathcal{K}_{\text{dst}} \text{ ,} \\ v_{\rightarrow d}^h(x) = 1, & x \notin \bar{\Omega} \text{ ,} \\ v_{\rightarrow d}^h(x) = 0, & x \in \mathcal{K}_{\text{dst}} \text{ .} \end{cases}$$

This is a time discretization of the optimal control problem, in which the time step is $h/f(x, \alpha)$, so depends on state and control. Note that the second equation can be restricted to the elements x of a h -neighborhood of $\bar{\Omega}$ (that is $\bar{\Omega} + B^d(0, h)$), since the first equation involves only points at a distance h of $x \in \bar{\Omega} \setminus \mathcal{K}_{\text{dst}}$. Assume now given a discrete subset X of \mathbb{R}^d (or of $\bar{\Omega} + B^d(0, h)$), for instance the nodes of a regular grid. Denote $V_{\rightarrow d}$ the approximate value function for $v_{\rightarrow d}$ on X , and apply the above equations (52) to all $x \in X$. When $x \in X \cap (\bar{\Omega} \setminus \mathcal{K}_{\text{dst}})$, the points $x + h\alpha$ are not necessarily in X , so we need to get the value of $v_{\rightarrow d}^h(x + h\alpha)$ by an interpolation of the value of it's neighborhood nodes. We assume given an interpolation operator to be used in (52) when $x \in X \cap (\bar{\Omega} \setminus \mathcal{K}_{\text{dst}})$. This interpolation may depend on x (that is on the equation to approximate), and will be denoted by $I^x[\cdot]$. However the value $I^x[V_{\rightarrow d}](x')$ depends only on the values of $V_{\rightarrow d}(y)$ with $y \in X$ in a neighborhood of x' (which does not depend on x). We then consider the following fully discretized semi-lagrangian scheme:

$$(53) \quad \begin{cases} V_{\rightarrow d}(x_i) = \min_{\alpha \in S_1} \left\{ \left(1 - \frac{h}{f(x_i, \alpha)}\right) I^{x_i}[V_{\rightarrow d}](x_i + h\alpha) + \frac{h}{f(x_i, \alpha)} \right\} & x_i \in X \cap (\bar{\Omega} \setminus \mathcal{K}_{\text{dst}}) , \\ V_{\rightarrow d}(x_i) = 1 & x_i \notin X \cap \bar{\Omega} , \\ V_{\rightarrow d}(x_i) = 0 & x_i \in X \cap \mathcal{K}_{\text{dst}} . \end{cases}$$

A.1. Isotropic Case. Computing the minimum of the right hand side of the first equation in (53) is not trivial, especially when the dimension is high. Moreover, generally, in the d dimensional case, we need at least the value in $d + 1$ nodes of the grid, in order to compute the interpolation in one node. We describe here one possible way to define an interpolation operator and to compute the minimum of the right hand side of the first equation in (53), within a regular grid with space mesh step equal to time step i.e., $\Delta x_i = h, \forall i \in \{1, 2, \dots, d\}$.

Let $x = (x_1, x_2, \dots, x_d)$ denote a point of X . Roughly speaking, the d -dimensional space is "partitioned" into 2^d orthants. We consider only the open orthants, since their boundaries are negligible. The values of the interpolation $I^x[V_{\rightarrow d}](x + h\alpha)$ with $\alpha \in S_1$ are defined (differently) for α in each orthant, and the minimum value in each orthant is first computed. Then, the minimum will be obtained by further taking the minimum among the values in all orthants. Denote by e_1, \dots, e_d the vectors of the canonical base of \mathbb{R}^d . We compute the minimum in the positive orthant using $d + 1$ nodes: $x^l := x + he_l, l \in \{1, \dots, d\}$, and $x_{+1} := x + h(e_1 + e_2 + \dots + e_d)$. The minimum in other orthants will be computed using the same method.

The interpolated value function in $x + h\alpha$ with α in the positive orthant of the sphere S_1 , denoted by $v_{\rightarrow d}^{s,1}$, will be given by the linear interpolation of $V_{\rightarrow d}(x^1), V_{\rightarrow d}(x^2), \dots, V_{\rightarrow d}(x^d)$ and $V(x_{+1})$, which is equal to

$$(54) \quad v_{\rightarrow d}^{s,1}(x + h\alpha) = \sum_{k=1}^d \alpha_k V_{\rightarrow d}(x^k) + \frac{V_{\rightarrow d}(x_{+1}) - \sum_{l=1}^d V_{\rightarrow d}(x^l)}{d-1} \left(\left(\sum_{\ell=1}^d \alpha_\ell \right) - 1 \right) .$$

We then use $(\theta_1, \theta_2, \dots, \theta_{d-1})$, $\theta_k \in (0, \frac{\pi}{2})$, to represent a vector $\alpha \in S_1$ belonging to the positive orthant, that is

$$(55) \quad \alpha_1 = \cos(\theta_1), \alpha_2 = \sin(\theta_1) \cos(\theta_2), \dots, \alpha_d = \sin(\theta_1) \sin(\theta_2) \dots \sin(\theta_{d-1}) .$$

This allows one to rewrite (54) as a function of $(\theta_1, \theta_2, \dots, \theta_{d-1})$. By doing so, one can consider the result of the optimization in the first equation of (53), restricted to the positive

orthant, as an approximate value of $V_{\rightarrow d}(x)$, denoted by $V_{\rightarrow d}^1$, and given by:

$$(56) \quad V_{\rightarrow d}^1(x) = \min_{\theta_1, \dots, \theta_{d-1}} \left\{ \left(1 - \frac{h}{f(x, \alpha)}\right) v_{\rightarrow d}^{s,1}(x + h\alpha) + \frac{h}{f(x, \alpha)} \right\} .$$

Notice that the minimum in equation (56) is easier to compute by taking the minimum first on θ_{d-1} , then θ_{d-2} , until θ_1 . Indeed, we notice in (55), that only the last two entries of α contain θ_{d-1} . Thus, the minimum of (56) over θ_{d-1} can be computed separately. Moreover, in the isotropic case, meaning $f(x, \alpha) \equiv f(x), \forall \alpha \in S_1$, the minimal θ_{d-1} is independent of $\theta_1, \dots, \theta_{d-2}$, due to the special form of (55) and (54). The iteratively computation over θ_{d-2} to θ_1 will be the same.

Then, the update operator is as follows:

$$(57) \quad \mathcal{U}(V_{\rightarrow d})(x) := \min_{k \in \{1, 2, \dots, 2^d\}} V_{\rightarrow d}^k(x) .$$

Proposition A.1. *One step update using the above operator needs $O(d \times 2^d)$ arithmetic operations.*

A.2. Anisotropic Case: Order Upwind Method. Now we describe an update operator to treat a certain amount of anisotropy by adapting the method in [SV01], which essentially increases the size of neighborhood in each step of computation.

Let now X be a triangular mesh of $\bar{\Omega} + B^d(0, h)$ (that is the vertices of a simplicial complex covering this set) with diameter h . We denote $\Upsilon := \frac{\bar{f}}{f} \geq 1$, and observe that this constant can be interpreted as a measure of anisotropy. Let $x \in X$. For any given I -uple (x_1, x_2, \dots, x_I) of nodes of X with $I \leq d + 1$, we define

$$x_\rho = \sum_{i=1}^I \rho_i x_i, \text{ for } \rho \in \Delta^I := \{\rho_i \geq 0, \sum_{i=1}^I \rho_i = 1\} .$$

Let us denote $d(\rho) := \|x_\rho - x\|$ and $\alpha_\rho := \frac{x_\rho - x}{\|x_\rho - x\|}$, which are the distance and the direction from x to x_ρ . Denote $[I] = \{1, 2, \dots, I\}$ and $(x_i)_{i \in [I]}$ the I -uple. Let $V_{\rightarrow d}(x; (x_i)_{i \in [I]})$ denote the approximate value of $V_{\rightarrow d}(x)$ given by

$$(58) \quad V_{\rightarrow d}(x; (x_i)_{i \in [I]}) = \min_{\rho \in \Delta^I} \left\{ \left(1 - \frac{d(\rho)}{f(x, \alpha_\rho)}\right) \left(\sum_i \rho_i V_{\rightarrow d}(x_i)\right) + \frac{d(\rho)}{f(x, \alpha_\rho)} \right\} .$$

This is similar to the minimization in the first equation of (53), restricted to the elements α of S_1 that are of form α_ρ .

Let us consider the set $N(x)$ of neighborhood nodes of x , defined as follows:

$$N(x) := \{x_j \in X \mid \exists x_k \in X, \exists \tilde{x} \in [x_j, x_k], \text{ such that } x_j \sim x_k \text{ and } \|\tilde{x} - x\| \leq \Upsilon h\} ,$$

where, for $x, y \in X$, $x \sim y$ means that x and y are adjacent. Then, we can consider a new update operator for the value function defined by

$$(59) \quad \mathcal{U}'(V_{\rightarrow d})(x) := \min V_{\rightarrow d}(x; (x_i)_{i \in [I]}) ,$$

where the minimization holds over all I -uples $(x_i)_{i \in [I]}$ of elements of $N(x)$ such that $x_1 \sim x_2, \dots, x_{I-1} \sim x_I$ and $|I| \leq d + 1$.

APPENDIX B. EXAMPLES WITH $\beta = 1$

For simplicity, we describe our examples in \mathbb{R}^2 and denote $B(0, 1)$ the open Euclidian ball with center 0 and radius 1.

Example 1. Consider the minimum time problem with $\Omega = B(0, 1)$, \mathcal{K}_{src} and \mathcal{K}_{dst} are the closed balls with radius $r/2$ and centers $(1-r, 0)$ and $(-1+r, 0)$, respectively, with $0 < r < \frac{1}{2}$. The speed function is as follows:

$$(60) \quad f((x, y), \alpha) = (\|\alpha\|_{L^1})^{-1} .$$

For this example, there exists an unique optimal trajectory follows a straight line with $y = 0$. Moreover, the dynamics with a speed as in (60) is equivalent to a dynamics with constant speed and a direction α chosen in the unit L^1 sphere instead of the L^2 sphere. One can also deduce that the distance between the optimal trajectory and a δ -optimal trajectory is $\Delta = O(\delta)$. Indeed, in this case, the original minimum time problem can be approximated by a true shortest path problem.

Example 2. Consider the example of Problem 4 in dimension 2. Recall that $\Omega = B(0, 1)$, and that \mathcal{K}_{src} and \mathcal{K}_{dst} are the closed balls with radius $r/2$ and centers $(1-r, 0)$ and $(-1+r, 0)$, respectively, with $0 < r < \frac{1}{2}$, and that the speed is

$$(61) \quad f((x, y), \alpha) = 1 + x^2 - y^2 .$$

One can easily notice that the optimal trajectory between \mathcal{K}_{src} and \mathcal{K}_{dst} follows again a straight line with $y = 0$. Moreover, if a δ -optimal trajectory is at a distance Δ of the optimal trajectory, then it goes through a point of the form $(x, \pm\Delta)$, by symmetry. Without loss of generality, let us consider a δ -optimal trajectory which is optimal from \mathcal{K}_{src} to (x, Δ) , and from (x, Δ) to \mathcal{K}_{dst} . We take the optimal trajectory from \mathcal{K}_{src} to (x, Δ) and from (x, Δ) to \mathcal{K}_{dst} , because it gives the maximum Δ , which is then the maximum distance from the optimal trajectory, for which the δ -optimal trajectory of the minimum time problem can reach. One can then characterize the optimal trajectory from \mathcal{K}_{src} to (x, Δ) and from (x, Δ) to \mathcal{K}_{dst} , for instance by Pontryagin Maximum Principle, then deduce the travel time of this trajectory which is the sum of the minimum time from \mathcal{K}_{src} to (x, Δ) and from (x, Δ) to \mathcal{K}_{dst} . Using the fact that this trajectory is δ -optimal, we deduce $\Delta = O(\delta)$, showing that $\beta = 1$.

APPENDIX C. DETAILED NUMERICAL DATA

C.1. Detailed Numerical Data for Problem 1. The exact solution is the Euclidean distance, denoted by v^* . The relative error, CPU time and memory allocation of our data structure for the classical fast-marching method and for the multi-level method are shown in Table 3. The relative error is defined as $\text{error} := \frac{|v^h - v^*|}{v^*}$, where v^h is the approximate value computed by a numerical scheme with (finest) mesh step h . We also give the CPU time and the memory allocation needed for the fine grid mesh changes from 20 to 320 in table 4, in which the relative error are exactly the same for both algorithms with same mesh step.

C.2. Detailed Numerical Data for Problem 2. We give in Figure 8 the numerical results for the classical fast marching method and our multi-level method to compare with the Problem 2. This shows the gain in performance persists in the presence of multiple optimal trajectories.

TABLE 3. Problem 1. CPU times and Memory Allocation as a function of the relative error and of the dimension.

		Classical F.M.	Multi-level F.M. (Algorithm 3)				
			2-level	3-level	4-level	5-level	6-level
dimension-2							
$h = \frac{1}{50}$ error: 2.71%	CPU Time(s)	0.113	0.0343	0.031	–	–	–
	Memory(MB)	6.4	6.4	6.0	–	–	–
$h = \frac{1}{100}$ error: 1.42%	CPU Time(s)	0.381	0.122	0.103	–	–	–
	Memory(MB)	8.1	8.3	8.3	–	–	–
dimension-3							
$h = \frac{1}{50}$ error : 3.85%	CPU Time(s)	7.78	1.79	1.53	1.45	–	–
	Memory(MB)	34.1	21.7	20.9	19.7	–	–
$h = \frac{1}{100}$ error: 2.12%	CPU Time(s)	74.69	8.41	6.17	5.21	–	–
	Memory(MB)	182.2	57.8	47.9	43.6	–	–
dimension-4							
$h = \frac{1}{50}$ error: 4.49%	CPU Time(s)	497.03	53.6	39.8	36.73	–	–
	Memory(MB)	1167.4	194.2	131.7	146.7	–	–
$h = \frac{1}{100}$ error: 2.34%	CPU Time(s)	–	364.84	220.32	121.45	77.32	50.91
	Memory(MB)	–	1198.1	673.3	644.5	663.2	593.1
dimension-5							
$h = \frac{1}{50}$ error: 5.49%	CPU Time(s)	–	–	473.59	235.32	180.48	158.27
	Memory(MB)	–	–	1105.9	947.9	781.4	1025
$h = \frac{1}{100}$ error: 2.89%	CPU Time(s)	–	–	–	1031.18	465.96	303.92
	Memory(MB)	–	–	–	1679.4	1863.68	2109.2
dimension-6							
$h = \frac{1}{50}$ error: 7.12%	CPU Time(s)	–	–	–	1260.37	683.36	434.36
	Memory(MB)	–	–	–	2764.8	3686.4	3543.3
$h = \frac{1}{100}$ error: 3.94%	CPU Time(s)	–	–	–	–	2485.79	1329.56
	Memory(MB)	–	–	–	–	5939.2	4765.4

TABLE 4. Problem 1. CPU times and Memory Allocation for different precisions.

	dimension-3		dimension-4	
	CPU Time(s)	Memory(MB)	CPU Time(s)	Memory(MB)
$h = \frac{1}{20}$				
Classical F.M.	0.465	7.3	11.486	56.1
2-level F.M.	0.225	7.7	4.81	25.9
3-level F.M.	0.185	7.8	2.99	28.2
$h = \frac{1}{40}$				
Classical F.M.	3.869	20.4	225.502	695.2
3-level F.M.	1.168	14.2	28.94	104.9
4-level F.M.	0.913	16.8	24.68	107.9
$h = \frac{1}{80}$				
Classical F.M.	35.776	104.3	4241.85	9431.1
4-level F.M.	4.358	34.7	102.42	409.1
5-level F.M.	3.961	26.4	59.23	491.5
$h = \frac{1}{160}$				
Classical F.M.	258.67	724.8	–	–
5-level F.M.	14.22	62.2	203.82	1116.2
6-level F.F.	10.8	73.8	115.41	846.5
$h = \frac{1}{320}$				
Classical F.M.	2328.57	5734.4	–	–
5-level F.M.	55.17	194.4	1095.63	2068.5
6-level F.M.	31.84	227.0	438.37	1658.9
7-level F.M.	23.31	316.6	267.61	1470.1

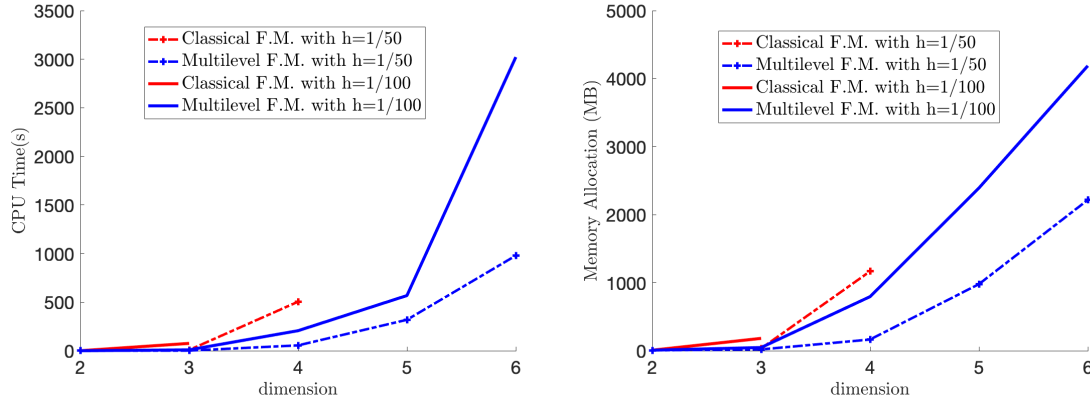


FIGURE 8. Problem 2. CPU time (left) and memory allocation (right) as a function of the dimension, for a fixed precision.

We also test our algorithm with different error estimation in dimension-3 and dimension-4 cases, with the level be different for different dimension and error bound. We give the result of CPU time and memory allocation needed for the fine grid mesh changes from 20 to 320 in Figure 9.

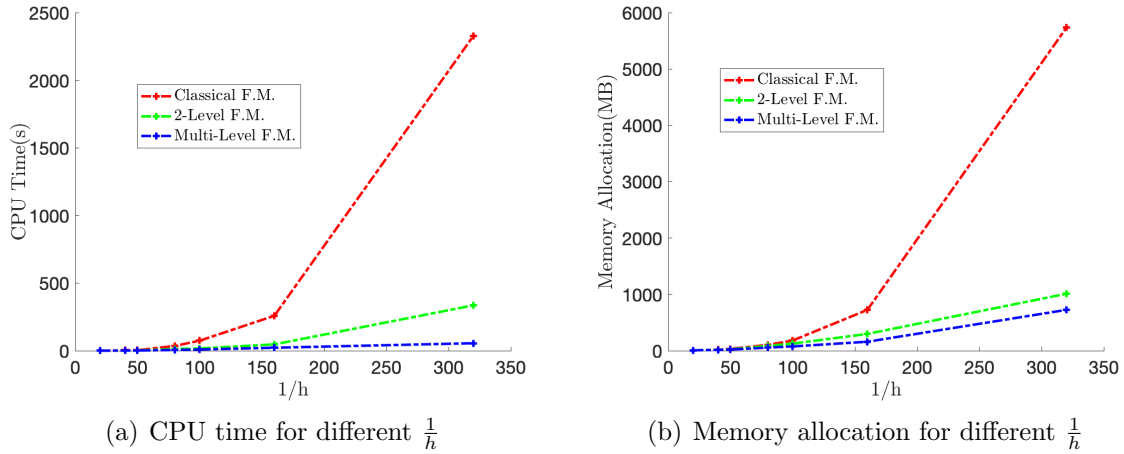


FIGURE 9. Problem 2. CPU time and memory needed to get certain error bound.

The detailed numerical results for Problem 2, with respect to different dimensions, are in table 5:

We also compared, with the dimension to be fixed at 3 and 4, the CPU time and Memory Allocation for different relative error in table 6.

C.3. Detailed Numerical Data for Problem 3. The numerical results with respect to different dimensions are shown in Figure 10.

For different error estimation in dimension-3 and dimension-4, the results are shown in Figure 11.

TABLE 5. Problem 2. Varying the dimension.

		Classical F.M.	Multi-level F.M.				
			2-level	3-level	4-level	5-level	6-level
dimension-3							
$h = \frac{1}{50}$	CPU Time(s)	8.06	2.20	1.88	1.66	–	–
error: 4.19%	Memory(MB)	34.1	20.2	19.7	19.8	–	–
$h = \frac{1}{100}$	CPU Time(s)	75.89	17.08	13.14	9.36	–	–
error: 2.22%	Memory(MB)	182.2	79.9	73.7	47.6	–	–
dimension-4							
$h = \frac{1}{50}$	CPU Time(s)	504.5	115.84	84.44	55.29	–	–
error: 5.13%	Memory(MB)	1167.4	230.2	191.9	165.1	–	–
$h = \frac{1}{100}$	CPU Time(s)	–	854.8	585.26	305.55	238.26	206.04
error: 2.67%	Memory(MB)	–	1351.7	1321.9	892.1	823.1	795.3
dimension-5							
$h = \frac{1}{50}$	CPU Time(s)	–	–	1731.27	974.32	478.48	318.66
error: 5.87%	Memory(MB)	–	–	2107.1	1291.7	1149.8	979.6
$h = \frac{1}{100}$	CPU Time(s)	–	–	–	3254.27	1245.71	567.98
error: 3.31%	Memory(MB)	–	–	–	3771.89	2487.32	2392.48
dimension-6							
$h = \frac{1}{50}$	CPU Time(s)	–	–	–	3951.47	2135.35	979.37
error: 7.21%	Memory(MB)	–	–	–	3771.89	2487.32	2217.39
$h = \frac{1}{50}$	CPU Time(s)	–	–	–	–	–	3021.91
error: 4.10%	Memory(MB)	–	–	–	–	–	4189.6

TABLE 6. Problem 2. Varying the step size.

	dimension-3		dimension-4	
	CPU Time(s)	Memory(MB)	CPU Time(s)	Memory(MB)
$h = \frac{1}{20}$				
Classical F.M.	0.453	7.3	11.374	56.1
2-level F.M.	0.279	8.1	7.63	26.1
3-level F.M.	0.237	8.9	3.62	28.9
$h = \frac{1}{40}$				
Classical F.M.	3.974	20.4	223.707	695.2
3-level F.M.	1.655	17.6	41.546	172.5
4-level F.M.	1.197	17.8	33.405	175.6
$h = \frac{1}{80}$				
Classical F.M.	36.897	104.3	4238.29	9431.1
4-level F.M.	6.371	41.3	245.169	956.5
5-level F.M.	5.631	38.4	102.52	899.7
$h = \frac{1}{160}$				
Classical F.M.	261.34	724.7	–	–
5-level F.M.	29.36	170.4	551.19	1812.5
6-level F.F.	22.30	124.5	279.85	1516.29
$h = \frac{1}{320}$				
Classical F.M.	2335.71	5734.4	–	–
5-level F.M.	131.42	493.7	–	–
6-level F.M.	70.85	437.4	1426.5	3983.4
7-level F.M.	55.64	445.6	726.9	2765.1

The detailed numerical data for Problem 3, with respect to different dimensions, are in table 7.

The result with fixed dimensions and various mesh steps are given in table 8

TABLE 7. Problem 3. Varying the dimension.

		Classical F.M.	Multi-level F.M.				
			2-level	3-level	4-level	5-level	6-level
dimension-2							
$h = \frac{1}{50}$	CPU Time(s)	0.109	0.041	-	-	-	-
	Memory(MB)	6.4	6.4	-	-	-	-
$h = \frac{1}{100}$	CPU Time(s)	0.394	0.081	-	-	-	-
	Memory(MB)	8.1	8.1	-	-	-	-
dimension-3							
$h = \frac{1}{50}$	CPU Time(s)	8.14	1.25	1.04	-	-	-
	Memory(MB)	34.1	23.1	18.7	-	-	-
$h = \frac{1}{100}$	CPU Time(s)	74.79	8.00	5.83	3.94	-	-
	Memory(MB)	182.1	84.5	62.0	39.9	-	-
dimension-4							
$h = \frac{1}{50}$	CPU Time(s)	507.2	48.77	32.29	30.18	-	-
	Memory(MB)	1276.3	177.4	148.6	153.8	-	-
$h = \frac{1}{100}$	CPU Time(s)	-	307.8	175.2	117.4	69.81	47.85
	Memory(MB)	-	1217.4	670.1	521.6	540.9	497.6
dimension-5							
$h = \frac{1}{50}$	CPU Time(s)	-	-	427.9	220.8	159.3	122.1
	Memory(MB)	-	-	1447.2	1102.4	925.9	872.4
$h = \frac{1}{100}$	CPU Time(s)	-	-	-	1171.4	495.7	397.8
	Memory(MB)	-	-	-	2115.7	1414.3	1374.9
dimension-6							
$h = \frac{1}{50}$	CPU Time(s)	-	-	-	1974.9	924.6	674.9
	Memory(MB)	-	-	-	2713.4	2249.5	2074.9
$h = \frac{1}{100}$	CPU Time(s)	-	-	-	-	-	2494.2
	Memory(MB)	-	-	-	-	-	5924.2

TABLE 8. Problem 3. Varying the step size.

	dimension-3		dimension-4	
	CPU Time(s)	Memory(MB)	CPU Time(s)	Memory(MB)
$h = \frac{1}{20}$				
Classical F.M.	0.571	7.1	11.26	55.9
2-level F.M.	0.281	8.6	2.77	28.4
3-level F.M.	0.209	8.2	2.37	23.6
$h = \frac{1}{40}$				
Classical F.M.	3.96	20.2	221.3	695.4
3-level F.M.	0.974	15.5	17.31	82.3
4-level F.M.	0.875	15.2	14.34	23.6
$h = \frac{1}{80}$				
Classical F.M.	37.81	105.9	4298.77	9496.5
4-level F.M.	3.63	27.7	66.43	421.9
5-level F.M.	2.72	24.6	37.21	404.9
$h = \frac{1}{160}$				
Classical F.M.	262.78	729.7	-	-
5-level F.M.	12.71	71.4	122.71	776.4
6-level F.F.	9.26	62.9	72.72	721.5
$h = \frac{1}{320}$				
Classical F.M.	2479.76	5757.4	-	-
5-level F.M.	27.51	169.5	906.43	2776.4
6-level F.M.	20.31	165.4	309.44	1257.4
7-level F.M.	16.34	176.8	169.92	1201.5

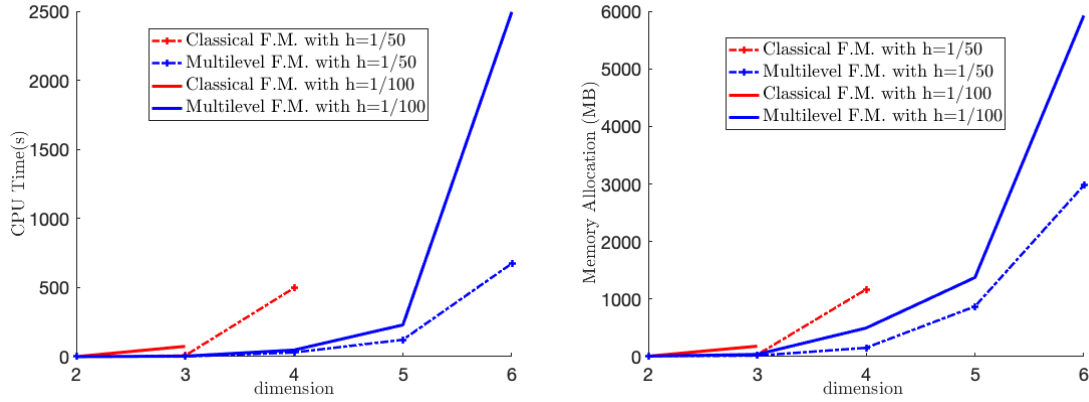
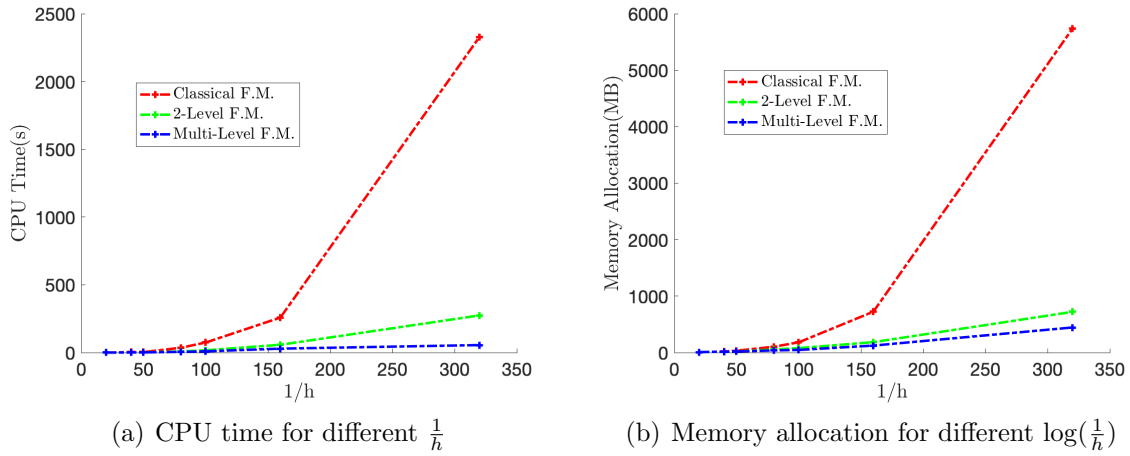


FIGURE 10. Problem 3. CPU time (left) and memory allocation (right) as a function of the dimension, for a fixed precision.



(a) CPU time for different $\frac{1}{h}$

(b) Memory allocation for different $\log(\frac{1}{h})$

FIGURE 11. Problem 3. CPU time and memory needed to get certain error bound.

C.4. Detailed Numerical Data for Problem 4. The following Figure 12 shows the CPU time and memory needed to get certain accuracy with respect to different dimensions.

We also fix the dimension as 3 and 4, and vary the step size, the results are shown in fig. 13.

The detailed numerical data for Problem 4 with respect to different dimensions are in table 9.

The results with fixed dimensions and various mesh steps are in table 10

C.5. Detailed Numerical Data for Problem 5. The results with respect to different dimensions are shown in Figure 14.

We again fix the dimension as 3 and 4, and vary the step size. The results are shown in Figure 15.

The detailed numerical data for Problem 5 with respect to different dimensions are in table 11.

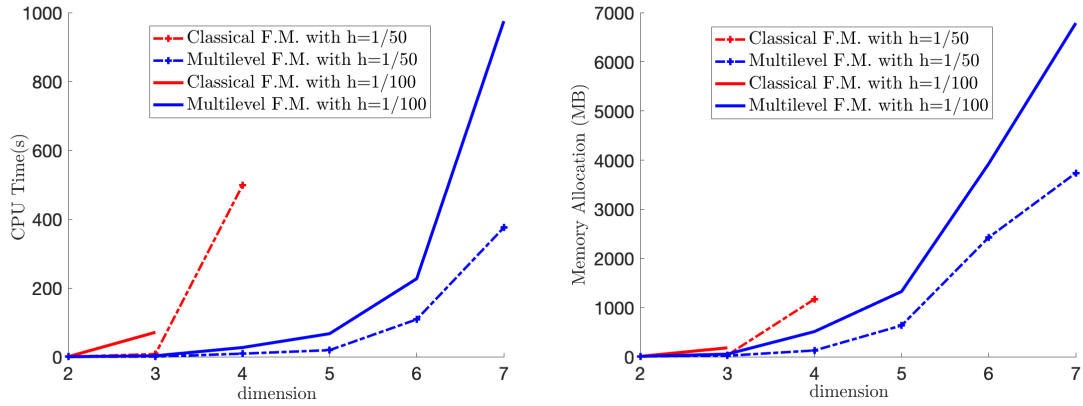


FIGURE 12. Problem 4. CPU time (left) and memory allocation (right) as a function of the dimension, for a fixed precision.

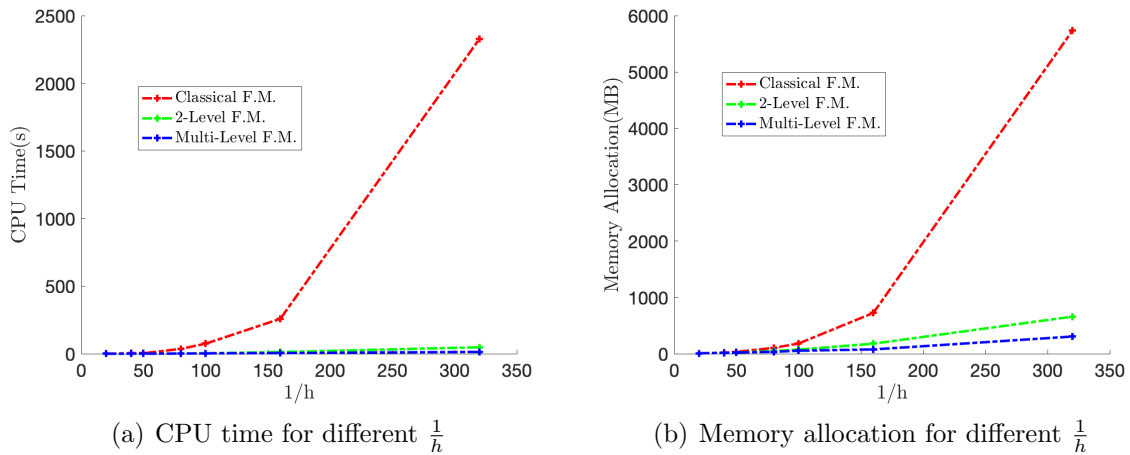


FIGURE 13. Problem 4. CPU time and memory needed to get certain error bound.

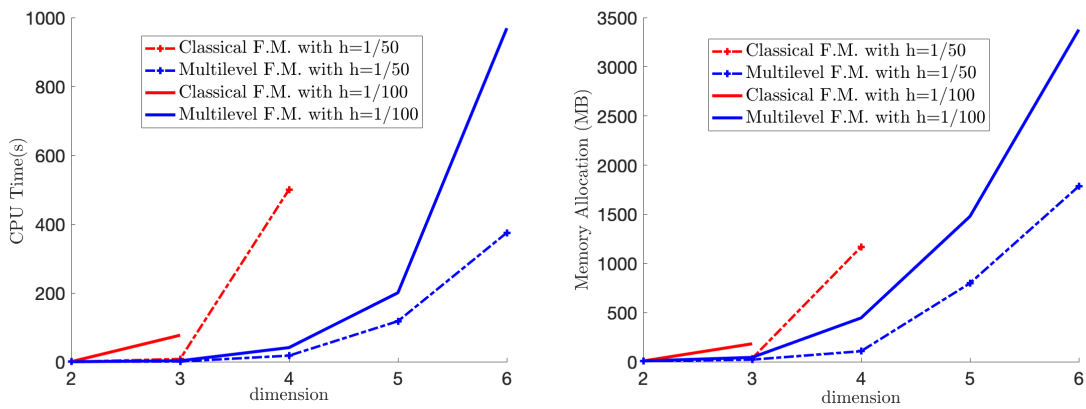


FIGURE 14. Problem 5. CPU time (left) and memory allocation (right) as a function of the dimension, for a fixed precision.

TABLE 9. Problem 4. Varying the dimension.

		Classical F.M.	Multi-level F.M.				
			2-level	3-level	4-level	5-level	6-level
dimension-3							
$h = \frac{1}{50}$	CPU Time(s)	7.82	0.47	–	–	–	–
	Memory(MB)	33.9	21.7	–	–	–	–
$h = \frac{1}{100}$	CPU Time(s)	71.12	3.24	2.87	–	–	–
	Memory(MB)	182.2	73.8	53.9	–	–	–
dimension-4							
$h = \frac{1}{50}$	CPU Time(s)	498.2	15.56	13.61	9.08	–	–
	Memory(MB)	1172.6	134.7	148.8	128.3	–	–
$h = \frac{1}{100}$	CPU Time(s)	–	89.06	55.73	40.27	26.89	–
	Memory(MB)	–	1021.4	1121.9	706.8	512.7	–
dimension-5							
$h = \frac{1}{50}$	CPU Time(s)	–	43.79	29.07	24.27	19.27	–
	Memory(MB)	–	737.5	596.7	494.9	636.2	–
$h = \frac{1}{100}$	CPU Time(s)	–	–	629.61	223.77	113.04	67.1
	Memory(MB)	–	–	3429.8	1785.7	1527.6	1327.9
dimension-6							
$h = \frac{1}{50}$	CPU Time(s)	–	–	–	388.94	173.45	108.6
	Memory(MB)	–	–	–	2084.6	2072.8	2427.9
$h = \frac{1}{100}$	CPU Time(s)	–	–	–	–	396.37	226.85
	Memory(MB)	–	–	–	–	4241.5	3927.6
dimension-7							
$h = \frac{1}{50}$	CPU Time(s)	–	–	–	–	725.83	375.45
	Memory(MB)	–	–	–	–	3628.6	3738.2
$h = \frac{1}{100}$	CPU Time(s)	–	–	–	–	1426.22	975.38
	Memory(MB)	–	–	–	–	5228.9	6787.8

TABLE 10. Problem 4. Varying the step size.

	dimension-3		dimension-4	
	CPU Time(s)	Memory(MB)	CPU Time(s)	Memory(MB)
$h = \frac{1}{20}$				
Classical F.M.	0.432	7.1	11.354	55.9
2-level F.M.	0.148	8.3	0.512	24.5
3-level F.M.	0.062	8.2	0.294	22.5
$h = \frac{1}{40}$				
Classical F.M.	3.978	20.2	219.076	694.9
3-level F.M.	0.395	15.8	4.72	70.2
4-level F.M.	0.289	14.7	3.17	70.9
$h = \frac{1}{80}$				
Classical F.M.	36.492	104.1	4236.27	9487.2
4-level F.M.	1.684	28.1	27.94	792.2
5-level F.M.	1.372	34.2	21.09	473.9
$h = \frac{1}{160}$				
Classical F.M.	260.36	724.7	–	–
5-level F.M.	5.081	99.8	72.63	1392.5
6-level F.F.	4.781	76.9	47.05	935.1
$h = \frac{1}{320}$				
Classical F.M.	2443.21	5754.2	–	–
5-level F.M.	25.15	337.9	749.85	3376.2
6-level F.M.	16.83	365.3	201.30	2072.8
7-level F.M.	13.77	305.5	101.69	1527.7

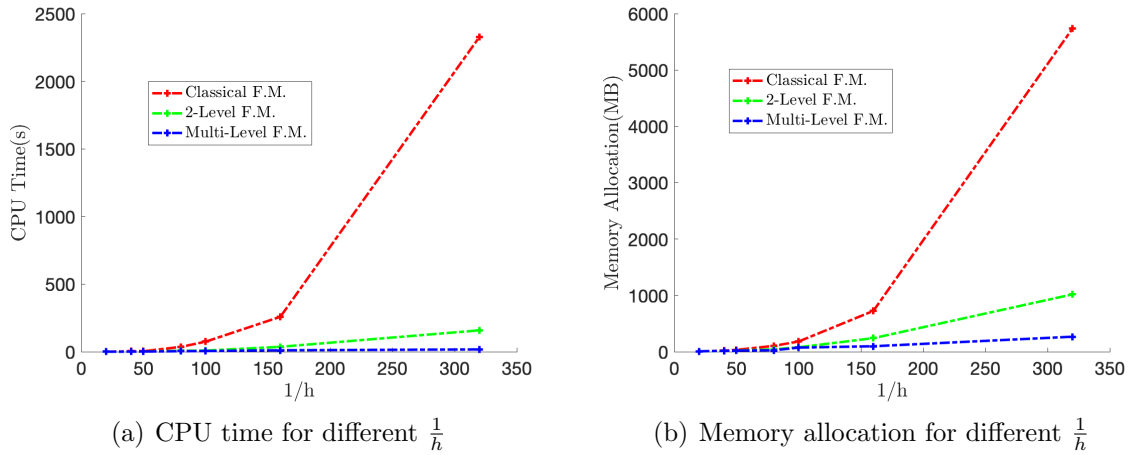


FIGURE 15. Problem 5. CPU time and memory for certain error bound.

TABLE 11. Problem 5. Varying the dimension.

		Classical F.M.	Multi-level F.M.				
			2-level	3-level	4-level	5-level	6-level
dimension-3							
$h = \frac{1}{50}$	CPU Time(s)	8.16	1.27	-	-	-	-
	Memory(MB)	34.3	21.8	-	-	-	-
$h = \frac{1}{100}$	CPU Time(s)	77.21	3.49	2.92	-	-	-
	Memory(MB)	183.2	57.8	44.6	-	-	-
dimension-4							
$h = \frac{1}{50}$	CPU Time(s)	500.7	27.39	21.49	17.85	-	-
	Memory(MB)	1167.9	137.2	112.7	107.4	-	-
$h = \frac{1}{100}$	CPU Time(s)	-	201.11	140.71	98.75	60.21	41.25
	Memory(MB)	-	1091.2	560.8	498.4	490.7	445.7
dimension-5							
$h = \frac{1}{50}$	CPU Time(s)	-	-	356.46	192.45	140.25	117.89
	Memory(MB)	-	-	1205.8	902.4	820.9	798.8
$h = \frac{1}{100}$	CPU Time(s)	-	-	-	627.85	299.37	200.59
	Memory(MB)	-	-	-	1508.9	1489.232	1478.3
dimension-6							
$h = \frac{1}{50}$	CPU Time(s)	-	-	-	792.85	407.85	225.09
	Memory(MB)	-	-	-	1927.6	1972.4	1785.4
$h = \frac{1}{50}$	CPU Time(s)	-	-	-	-	2049.75	969.28
	Memory(MB)	-	-	-	-	3921.6	3378.5

The result with fixed dimension and various step size is given in table 12

(Marianne Akian and Stéphane Gaubert) INRIA AND CMAP, ÉCOLE POLYTECHNIQUE, IP PARIS, CNRS

Email address: Marianne.Akian@inria.fr

Email address: Stephane.Gaubert@inria.fr

(Shanqing Liu) CMAP, ÉCOLE POLYTECHNIQUE, IP PARIS, CNRS, AND INRIA

Email address: Shanqing.Liu@polytechnique.edu

TABLE 12. Problem 5. Varying the step size.

	dimension-3		dimension-4	
	CPU Time(s)	Memory(MB)	CPU Time(s)	Memory(MB)
$h = \frac{1}{20}$				
Classical F.M.	0.483	7.3	11.984	57.1
2-level F.M.	0.215	7.8	2.95	20.3
3-level F.M.	0.177	7.8	2.14	24.5
$h = \frac{1}{40}$				
Classical F.M.	3.874	20.8	227.371	699.4
3-level F.M.	1.109	18.7	19.68	89.2
4-level F.M.	0.925	15.8	16.38	87.9
$h = \frac{1}{80}$				
Classical F.M.	37.771	105.6	4276.81	9550.8
4-level F.M.	3.605	27.8	67.41	399.2
5-level F.M.	2.619	22.4	42.94	371.4
$h = \frac{1}{160}$				
Classical F.M.	264.37	725.8	–	–
5-level F.M.	10.65	67.2	130.88	879.24
6-level F.F.	8.34	57.9	80.03	665.21
$h = \frac{1}{320}$				
Classical F.M.	2435.91	5734.4	–	–
5-level F.M.	29.38	178.4	974.85	2215.6
6-level F.M.	19.39	175.3	327.5	1486.7
7-level F.M.	17.23	154.8	191.3	1241.6