

A polynomial analogue of Fibonacci lattice rules and its application to low-discrepancy point sets for Markov chain quasi-Monte Carlo

Shin Harase^{a,*}

^a*College of Science and Engineering, Ritsumeikan University, 1-1-1
Nojihigashi, Kusatsu, 525-8577, Shiga, Japan*

Abstract

A one-dimensional sequence $u_0, u_1, u_2, \dots \in [0, 1)$ is said to be completely uniformly distributed (CUD) if overlapping s -blocks $(u_i, u_{i+1}, \dots, u_{i+s-1})$, $i = 0, 1, 2, \dots$, are uniformly distributed for every dimension $s \geq 1$. This concept naturally arises in Markov chain quasi-Monte Carlo (QMC). However, the definition of CUD sequences is not constructive, and thus there remains the problem of how to implement the Markov chain QMC algorithm in practice. Harase (2021) focused on the t -value, which is a measure of uniformity widely used in the study of QMC, and implemented short-period Tausworthe generators (i.e., linear feedback shift register generators) over the two-element field \mathbb{F}_2 that approximate CUD sequences by running for the entire period. In this paper, we generalize a search algorithm over \mathbb{F}_2 to that over arbitrary finite fields \mathbb{F}_b with b elements and conduct a search for Tausworthe generators over \mathbb{F}_b with t -values zero (i.e., optimal) for dimension $s = 3$ and small for $s \geq 4$, especially in the case where $b = 3, 4$, and 5 . We provide a parameter table of Tausworthe generators over \mathbb{F}_4 , and report a comparison between our new generators over \mathbb{F}_4 and existing generators over \mathbb{F}_2 in numerical examples using Markov chain QMC.

Keywords: Pseudorandom number generation, Quasi-Monte Carlo, Markov chain Monte Carlo, Gibbs sampling, Polynomial lattice point set

2000 MSC: 65C10, 11K45

*Corresponding author

Email address: harase@fc.ritsumei.ac.jp (Shin Harase)

1. Introduction

We study the problem of estimating the expectation $E_\pi[f(X)]$ using Markov chain Monte Carlo (MCMC) methods for a target distribution π and some function f . We are interested in improving the accuracy by replacing independent and identically distributed (IID) uniform random points with quasi-Monte Carlo (QMC) points. However, traditional QMC points (e.g., Sobol', Faure, Halton, and Niederreiter–Xing) are not applicable in general. Motivated by a simulation study conducted by Liao [24], Owen and Tribble [29] and Chen et al. [3] proved that Markov chain QMC remains consistent when the driving sequences are completely uniformly distributed (CUD). A one-dimensional sequence $u_0, u_1, u_2, \dots \in [0, 1)$ is said to be CUD if overlapping s -blocks $(u_i, u_{i+1}, \dots, u_{i+s-1})$, $i = 0, 1, 2, \dots$, are uniformly distributed for every dimension $s \geq 1$. Levin [23] provided several constructions of CUD sequences, but they are not convenient to implement. Thus, there remains the problem of how we implement the Markov chain QMC algorithm, in particular, how we construct suitable driving sequences in practice.

To obtain point sets that approximate CUD sequences, Tribble and Owen [34] and Tribble [33] proposed an implementation method using short-period linear congruential and Tausworthe generators (i.e., linear feedback shift register generators over the two-element field $\mathbb{F}_2 := \{0, 1\}$) that run for the entire period. Chen et al. [4] implemented short-period Tausworthe generators in terms of the equidistribution property, which is a coarse measure of uniformity in the area of pseudorandom number generation.

In the previous study, Harase [12] implemented short-period Tausworthe generators over \mathbb{F}_2 that approximate CUD sequences in terms of the t -value, which is a central measure in the theory of (t, m, s) -nets and (t, s) -sequences. The key technique was to use a polynomial analogue of Fibonacci numbers and their continued fraction expansion, which was originally proposed by Tezuka and Fushimi [32]. More precisely, Tausworthe generators can be viewed as polynomial Korobov lattice rules with a denominator polynomial $p(x) \in \mathbb{F}_2[x]$ and a numerator polynomial $q(x) \in \mathbb{F}_2[x]$ (e.g., see [21, 22]), and hence, the t -value is zero (i.e., optimal) for dimension $s = 2$ if and only if the partial quotients in the continued fraction of $q(x)/p(x)$ are all of degree one [28, 32]. By enumerating such pairs of polynomials $(p(x), q(x))$ efficiently, Harase [12] conducted an exhaustive search of Tausworthe generators over \mathbb{F}_2 with t -values zero for $s = 2$ and small (but not zero) for $s \geq 3$, and demonstrated the effectiveness in numerical examples using Gibbs sampling.

From the theoretical and practical perspective, the most interesting case is the t -value zero. However, Kajiura et al. [16] proved that there exists no maximal-period Tausworthe generator over \mathbb{F}_2 with t -value zero for $s = 3$. In fact, in finite fields \mathbb{F}_b of prime power order $b \geq 3$, we can find maximal-period Tausworthe generators with t -value zero for $s = 3$, for some combinations of b and m .

The aim of this paper is to conduct an exhaustive search of maximal-period Tausworthe generators over \mathbb{F}_b with t -values zero for dimension $s = 3$, in addition to $s = 2$, especially in the case where $b = 3, 4$, and 5 . For this purpose, we generalize the search algorithms of Tezuka and Fushimi [32] and Harase [12] over \mathbb{F}_2 to those over \mathbb{F}_b . We provide a parameter table of Tausworthe generators over \mathbb{F}_4 with t -values zero for $s = 3$ and small for $s \geq 4$ to implement the Markov chain QMC algorithm. Accordingly, we report a comparison between our new Tausworthe generators over \mathbb{F}_4 and existing generators [4, 12] over \mathbb{F}_2 in numerical examples using Markov chain QMC.

The remainder of this paper is organized as follows: In Section 2, we briefly recall the definitions of CUD sequences, Tausworthe generators, and the t -value, and recall a connection between the t -value and continued fraction expansion. Section 3 is devoted to our main results: In Section 3.1, we investigate the number of polynomials $q(x)$ for which the partial quotients of the continued fraction expansion of $q(x)/p(x)$ all have degree one for a given irreducible polynomial $p(x)$ over \mathbb{F}_b . In Section 3.2, we describe a search algorithm of Tausworthe generators over \mathbb{F}_b . In Section 3.3, we conduct an exhaustive search in the case where $b = 3, 4$, and 5 , and provide tables. In Section 4, we present numerical examples, such as Gibbs sampling and a simulation of a queuing system, in which both Tausworthe generators over \mathbb{F}_2 and \mathbb{F}_4 optimized in terms of the t -value perform better than Tausworthe generators [4] optimized in terms of the equidistribution property. In Section 5, we conclude this paper.

2. Preliminaries

We refer the reader to [7, 20, 21, 28] for general information.

2.1. Discrepancy and completely uniformly distributed sequences

Let $P_s = \{\mathbf{u}_0, \mathbf{u}_1, \dots, \mathbf{u}_{N-1}\} \subset [0, 1)^s$ be an s -dimensional point set of N elements in the sense of a “multiset”. We recall the definition of discrepancy

as a measure of uniformity of P_s .

Definition 1 (Discrepancy). For a point set $P_s = \{\mathbf{u}_0, \mathbf{u}_1, \dots, \mathbf{u}_{N-1}\} \subset [0, 1)^s$, the (star) discrepancy is defined as

$$D_N^{*s}(P_s) := \sup_J \left| \frac{\nu(J; P_s)}{N} - \text{vol}(J) \right|,$$

where the supremum is taken over every subinterval $J = [0, t_1) \times \dots \times [0, t_s) \subset [0, 1)^s$, $\nu(J; P_s)$ is the number of points from P_s that belong to J , and $\text{vol}(J) := t_1 \cdots t_s$ is the volume of J .

If $D_N^{*s}(P_s)$ is close to zero, we regard P_s as highly uniformly distributed.

Next, we define the CUD property for a one-dimensional infinite sequence $\{u_i\}_{i=0}^\infty \subset [0, 1)$.

Definition 2 (CUD sequences). A one-dimensional infinite sequence $u_0, u_1, u_2, \dots \in [0, 1)$ is said to be completely uniformly distributed (CUD) if overlapping s -blocks satisfy

$$\lim_{N \rightarrow \infty} D_N^{*s}((u_0, \dots, u_{s-1}), (u_1, \dots, u_s), \dots, (u_{N-1}, \dots, u_{N+s-2})) = 0$$

for every dimension $s \geq 1$, that is, the sequence of s -blocks $(u_i, \dots, u_{i+s-1}), i = 0, 1, \dots$, is uniformly distributed in $[0, 1)^s$ for every dimension $s \geq 1$.

This is one of the definitions of a random sequence from Knuth [17]. From the viewpoint of QMC, it is desirable that D_N^{*s} converges to zero fast if $N \rightarrow \infty$; see [8, 9] for details. As a necessary and sufficient condition of Definition 2, Chentsov [5] showed that non-overlapping blocks satisfy

$$\lim_{N \rightarrow \infty} D_N^{*s}((u_0, \dots, u_{s-1}), (u_s, \dots, u_{2s-1}), \dots, (u_{(N-1)s}, \dots, u_{Ns-1})) = 0 \quad (1)$$

for every dimension $s \geq 1$. Thus, we use a sequence $\{u_i\}_{i=0}^\infty \subset [0, 1)$ for Markov chain QMC in this order.

2.2. Tausworthe generators over \mathbb{F}_b

Let \mathbb{F}_b be a finite field with b elements, where b is a prime power, and perform addition and multiplication over \mathbb{F}_b . Tausworthe generators [18, 19, 20, 31] were originally defined over \mathbb{F}_2 , so we generalize them to those over \mathbb{F}_b .

Definition 3 (Tausworthe generators over \mathbb{F}_b). Let $p(x) := x^m - c_1 x^{m-1} - \dots - c_{m-1} x - c_m \in \mathbb{F}_b[x]$. Consider the linear recurrence

$$a_i := c_1 a_{i-1} + \dots + c_m a_{i-m} \in \mathbb{F}_b, \quad (2)$$

whose characteristic polynomial is $p(x)$. Let σ be a step size and w a digit number. We define the output $u_i \in [0, 1)$ at step i as

$$u_i := \sum_{j=0}^{w-1} \eta(a_{i\sigma+j}) b^{-j-1} \in [0, 1), \quad i = 0, 1, 2, \dots, \quad (3)$$

where $\eta : \mathbb{F}_b \rightarrow \mathbb{Z}_b := \{0, 1, \dots, b-1\}$ is a bijection with $\eta(0) = 0$. If $p(x)$ is primitive, $(a_0, \dots, a_{m-1}) \neq (0, \dots, 0)$, $0 < \sigma < b^m - 1$, and $\gcd(\sigma, b^m - 1) = 1$, then the sequences (2) and (3) are both purely periodic with maximal period $b^m - 1$. We assume the maximal periodicity. A generator in such a class is called a Tausworthe generator over \mathbb{F}_b (or a linear feedback shift register generator over \mathbb{F}_b).

Similar to the case of \mathbb{F}_2 , Tausworthe generators over \mathbb{F}_b can be represented as a polynomial analogue of *linear congruential generators* (LCGs):

$$\begin{aligned} X_i(x) &:= q(x)X_{i-1}(x) \mod p(x), \\ X_i(x)/p(x) &= a_{i\sigma}x^{-1} + a_{i\sigma+1}x^{-2} + a_{i\sigma+2}x^{-3} + \dots \in \mathbb{F}_b((x^{-1})), \end{aligned}$$

where $X_i(x) \in \mathbb{F}_b[x]$, $i = 0, 1, 2, \dots$, is a sequence of polynomials, $p(x), q(x) \in \mathbb{F}_b[x]$ represent a *modulus* and *multiplier*, respectively, and the step size σ satisfies $q(x) = x^\sigma \mod p(x)$ and $0 < \sigma < b^m - 1$. Then, the output u_i in (3) is expressed as $u_i = \nu_w(X_i(x)/p(x))$, where a map $\nu_w : \mathbb{F}_b((x^{-1})) \rightarrow [0, 1)$ is given by $\sum_{j=j_0}^{\infty} k_j x^{-j-1} \mapsto \sum_{j=\max\{0, j_0\}}^{w-1} \eta(k_j) b^{-j-1}$, which transforms a formal power series in $\mathbb{F}_b((x^{-1}))$ into a b -adic expansion with w digits in $[0, 1)$.

Moreover, let $N := b^m$ and consider a sequence

$$u_0, u_1, \dots, u_{N-2}, u_{N-1} = u_0, \dots \in [0, 1) \quad (4)$$

generated by a Tausworthe generator (3) with period length $N - 1$. We set s -dimensional overlapping points $\mathbf{u}_i = (u_i, \dots, u_{i+s-1})$ for $i = 0, 1, \dots, N-2$, that is, $\mathbf{u}_0 = (u_0, \dots, u_{s-1})$, $\mathbf{u}_1 = (u_1, \dots, u_s)$, \dots , $\mathbf{u}_{N-2} = (u_{N-2}, u_0, \dots, u_{s-2})$. Adding the origin $\{\mathbf{0}\}$, we regard a point set

$$P_s = \{\mathbf{0}\} \cup \{\mathbf{u}_i\}_{i=0}^{N-2} \subset [0, 1)^s \quad (5)$$

as a QMC point set. Note that the cardinality is $\#P_s = b^m$. According to [21, 22], a point set P_s in (5) can be represented as a *polynomial Korobov lattice* point set:

$$P_s = \left\{ \nu_w \left(\frac{h(x)}{p(x)} (1, q(x), q(x)^2, \dots, q(x)^{s-1}) \right) \mid \deg(h(x)) < m \right\}, \quad (6)$$

where $m = \deg(p(x))$ and the map ν_w is applied component-wise.

A pair of polynomials $(p(x), q(x))$ is a parameter set of P_s . Thus, in accordance with Definition 2, we want to find a pair $(p(x), q(x))$ with small discrepancy $D_N^{*s}(P_s)$ for each $s \geq 1$.

2.3. t -value and continued fraction expansion

A point set P_s in (5) and (6) generated by a Tausworthe generator (3) is a *digital net*, so we can compute the t -value closely related to $D_N^{*s}(P_s)$ for $N = b^m$.

Definition 4 ((t, m, s)-nets). Let $s \geq 1$ and $0 \leq t \leq m$ be integers. Then, a point set P_s consisting of b^m points in $[0, 1)^s$ is called a (t, m, s) -net in base b if every subinterval of the form $E = \prod_{j=1}^s [r_j/b^{d_j}, (r_j+1)/b^{d_j})$ in $[0, 1)^s$ with integers $d_j \geq 0$ and $0 \leq r_j < b^{d_j}$ and of volume b^{t-m} contains exactly b^t points from P_s .

For dimension s , the smallest value t for which P_s is a (t, m, s) -net is called the t -value. For a (t, m, s) -net P_s in base b , we have an upper bound $D_N^{*s}(P_s) \leq C_{b,s} b^t (\log N)^{s-1} / N$, where the constant $C_{b,s} > 0$ only depends on s and b , so a small t -value is desirable. Thus, we adopt the t -value as a measure of uniformity instead of the direct calculation of $D_N^{*s}(P_s)$ to obtain *low-discrepancy* point sets.

Furthermore, in the case $s = 2$, there is a connection between the t -value of a polynomial Korobov lattice point set (6) and the continued fraction expansion of $q(x)/p(x)$. Let $q(x)/p(x)$ be a rational function over \mathbb{F}_b with $\gcd(p(x), q(x)) = 1$ and $\deg(p(x)) \geq 1$. Then, $q(x)/p(x)$ has a unique regular continued fraction expansion

$$\begin{aligned} q(x)/p(x) &= A_{v+1} + 1/(A_v(x) + 1/(A_{v-1}(x) + \dots + 1/A_1(x))) \\ &= [A_{v+1}(x); A_v(x), A_{v-1}(x), \dots, A_1(x)] \end{aligned}$$

with a polynomial part $A_{v+1}(x) \in \mathbb{F}_b[x]$ and partial quotients $A_k(x) \in \mathbb{F}_b[x]$ satisfying $\deg(A_k(x)) \geq 1$ for $1 \leq k \leq v$. Under this condition, we put $K(q/p) := \max_{1 \leq k \leq v} \deg(A_k(x))$. We have the following theorem:

Theorem 1 ([28, 32]). *Let $p(x) \in \mathbb{F}_b[x]$ with $m = \deg(p(x))$ and $q(x) \in \mathbb{F}_b[x]$ with $\deg(q(x)) < m$. Assume that $\gcd(p(x), q(x)) = 1$. Then, the two-dimensional point set*

$$P_2 = \left\{ \nu_w \left(\frac{h(x)}{p(x)}(1, q(x)) \right) \mid \deg(h(x)) < m \right\} \quad (7)$$

is a $(t, m, 2)$ -net in base b with $t = K(q/p) - 1$, which is exactly the t -value. In particular, P_2 has the t -value zero if and only if $K(q/p) = 1$, so $\deg(A_k) = 1$ for all $1 \leq k \leq v$ and $v = m$.

Using the continued fraction expansion based on the above theorem, Tezuka and Fushimi [32] proposed an algorithm to search for Tausworthe generators over \mathbb{F}_2 having pairs of polynomials $(p(x), q(x))$ with t -value zero for $s = 2$ and small for $s \geq 3$. Harase [12] recently indicated that their technique is applicable to QMC points that approximate CUD sequences and conducted an exhaustive search over \mathbb{F}_2 removing some conditions.

3. Main results

In the theory of (t, m, s) -nets and (t, s) -sequences, the most interesting case is the t -value zero. Kajiura et al. [16] proved that there exists no maximal-period Tausworthe generator over \mathbb{F}_2 with t -value zero for dimension $s = 3$. Thus, we conduct a search of Tausworthe generators over \mathbb{F}_b with t -value zero for $s = 3$, especially in the case where $b = 3, 4$, and 5 .

3.1. Orthogonal multiplicity

To obtain a pair of polynomials $(p(x), q(x))$ with t -values zero for $s = 3$, it is necessary to satisfy at least $K(q/p) = 1$ in Theorem 1. Thus, we first investigate how many polynomials $q(x)$ satisfying $K(q/p) = 1$ exist for each irreducible polynomial $p(x) \in \mathbb{F}_b[x]$. For a given irreducible $p(x)$, we define the number

$$M(p) := \# \{q(x) \in \mathbb{F}_b[x] \mid \deg(q(x)) < \deg(p(x)) \text{ and } K(q/p) = 1\}.$$

The number $M(p)$ is called the *orthogonal multiplicity* of $p(x)$ in [1]. Specializing the proof for the case \mathbb{F}_2 , Mesirov and Sweet [26] proved that every irreducible polynomial $p(x) \in \mathbb{F}_2[x]$ has exactly $M(p) = 2$ for $\deg(p(x)) \geq 2$. This result asserts the existence of P_2 with t -value zero for every irreducible polynomial $p(x) \in \mathbb{F}_2[x]$ in Theorem 1.

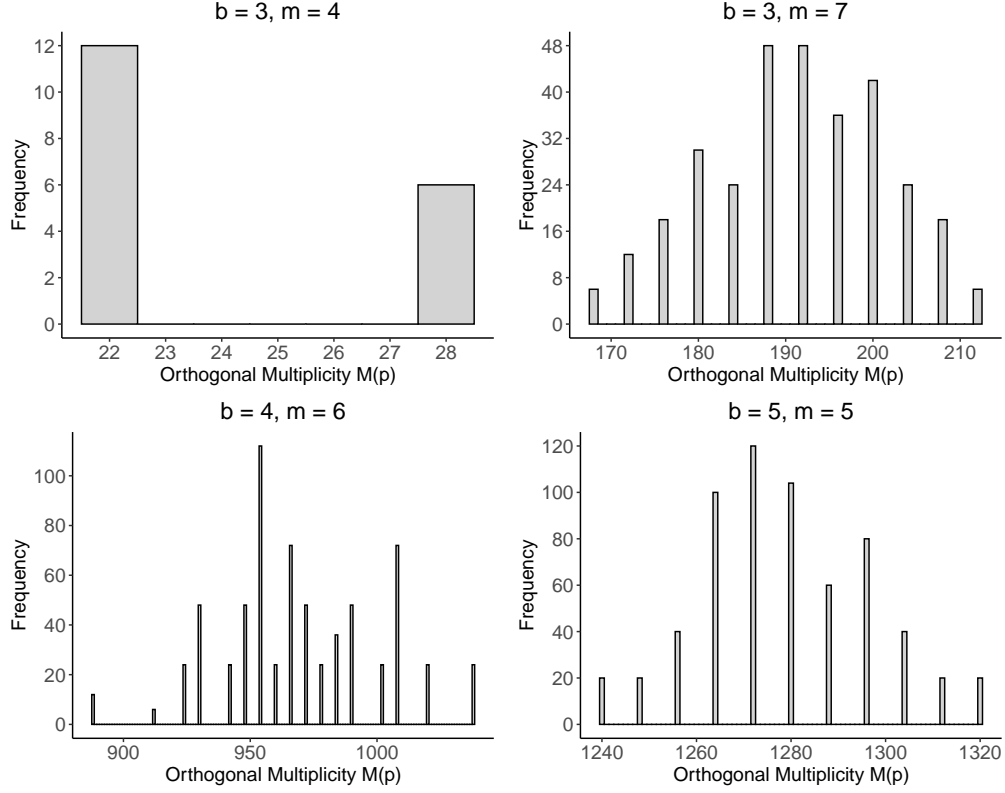


Figure 1: Distribution of orthogonal multiplicities $M(p)$ for all monic irreducible polynomials $p(x) \in \mathbb{F}_b[x]$ with $\deg(p) = m$.

In fact, in the case \mathbb{F}_b for $b \geq 3$, Blackburn [1] indicated that the situation is different far from the case \mathbb{F}_2 . More precisely, the orthogonal multiplicities $M(p)$ are not always the same number but are often much greater than two. Figure 1 shows some histograms of orthogonal multiplicities $M(p)$ for all monic irreducible polynomials $p(x) \in \mathbb{F}_b[x]$ with $\deg(p(x)) = m$. No clear regularity as in \mathbb{F}_2 has been observed. Additionally, for arbitrary \mathbb{F}_b with $b \geq 3$, it is not even known whether there exist irreducible polynomials $p(x) \in \mathbb{F}_b[x]$ with $M(p) = 0$ in general (see Remark 1). Thus, using computer calculations, we checked the existence of $M(p) > 0$ as follows:

Theorem 2. *Let \mathbb{F}_b be a finite field with b elements. Every monic irreducible polynomial $p(x) \in \mathbb{F}_b[x]$ with $\deg(p(x)) = m$ has $M(p) > 0$, at least under the following conditions:*

- $1 \leq m \leq 15$ for $b = 3$;
- $1 \leq m \leq 12$ for $b = 4$;
- $1 \leq m \leq 10$ for $b = 5$.

Remark 1. Let $p(x) \in \mathbb{F}_b[x]$ be an irreducible polynomial over \mathbb{F}_b . Assume that $0 < \deg(p(x)) < b$, that is, $\deg(p(x))$ is less than the order b of \mathbb{F}_b . Under this condition, Friesen [11, Theorem 2] proved that every irreducible $p(x) \in \mathbb{F}_b[x]$ has $M(p) > 0$, that is, every irreducible $p(x)$ has $M(p) > 0$ provided the order b of \mathbb{F}_b is sufficiently large. This result is an improvement of that in the study by Blackburn [1, Theorem 2]. However, the assumption $\deg(p(x)) < b$ is significantly restrictive compared with the numerical results, and there has been no progress on the study of orthogonal multiplicities $M(p)$ since Friesen's study. Thus, we numerically checked the existence of $M(p) > 0$ only in the range required for our study.

3.2. A search algorithm using Fibonacci polynomials over \mathbb{F}_b

Tausworthe generators associated with $(p(x), q(x))$ attain the t -value zero for $s = 3$ only if $K(q/p) = 1$ in Theorem 1. Our strategy is to choose $(p(x), q(x))$ with t -value zero for $s = 3$ among pairs satisfying $K(q/p) = 1$. Thus, we generalize the search algorithms of Tezuka and Fushimi [32] and Harase [12] over \mathbb{F}_2 to those over arbitrary finite fields \mathbb{F}_b .

Recall that Fibonacci numbers $F_k, k = 1, 2, \dots$, are defined by the recurrence $F_k = F_{k-1} + F_{k-2}$, where we choose the starting values $F_{-1} = 0, F_0 = 1$. Then, the continued fraction expansion of the ratio of two successive Fibonacci numbers F_{n-1}/F_n is given by $F_{n-1}/F_n = [0; 1, 1, \dots, 1]$ with partial quotients that are all one. As a polynomial analogue, we consider a sequence of polynomials $F_k(x), k = 1, 2, \dots$, defined as

$$F_k(x) = A_k(x)F_{k-1}(x) + F_{k-2}(x) \quad (8)$$

$$F_{-1}(x) = 0, F_0(x) = 1 \quad (9)$$

$$A_k(x) = \beta x + \gamma, \quad (10)$$

where $\beta \in \mathbb{F}_b^*$ and $\gamma \in \mathbb{F}_b$ so that $\deg(A_k) = 1$. Similarly, we have the continued fraction expansion $F_{k-1}(x)/F_k(x) = [0; A_k(x), A_{k-1}(x), \dots, A_1]$, so $K(F_{k-1}/F_k) = 1$ holds. The polynomials $F_k(x), k = 0, 1, 2, \dots$, are called *Fibonacci polynomials* over \mathbb{F}_b (cf. [14]). Figure 2 shows an example of the initial part of a tree of Fibonacci polynomials over \mathbb{F}_3 . Note that there exist

$\{(b-1)b\}^m$ different pairs $(F_m(x), F_{m-1}(x))$ of Fibonacci polynomials over \mathbb{F}_b . Among pairs $(F_m(x), F_{m-1}(x))$, we choose a suitable pair of $(p(x), q(x))$ with t -values zero for $s = 3$ and small for $s \geq 4$ satisfying Definition 3.

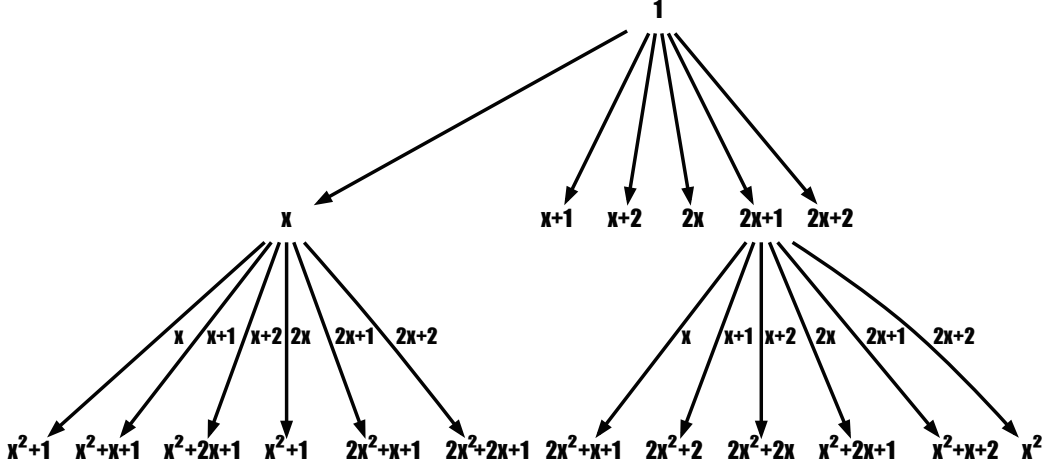


Figure 2: Initial part of the tree of Fibonacci polynomials over \mathbb{F}_3 .

We now generalize the algorithms [12, 32] over \mathbb{F}_2 to those over \mathbb{F}_b . Let $\text{lc}(F_m(x))$ denote the leading coefficient of $F_m(x)$ and s_{\max} denote a given maximum dimensionality. Our algorithm proceeds as follows:

Algorithm 1 Search algorithm

- 1: Generate all the pairs $((F_m(x), F_{m-1}(x)))$ using the recurrence relation of Fibonacci polynomials (8)–(10).
 - 2: Set $F_m(x) \leftarrow F_m(x)/\text{lc}(F_m(x))$ and $F_{m-1}(x) \leftarrow F_{m-1}(x)/\text{lc}(F_m(x))$.
 - 3: Check the primitivity of $F_m(x)$.
 - 4: Find σ such that $x^\sigma \equiv F_{m-1}(x) \pmod{F_m(x)}$ and $0 < \sigma < b^m - 1$. Check $\gcd(\sigma, b^m - 1) = 1$.
 - 5: Choose pairs $(F_m(x), F_{m-1}(x))$ whose t -value is zero for $s = 3$.
 - 6: Let $t^{(s)}$ be a t -value for dimension s . For each $(F_m(x), F_{m-1}(x))$, construct a vector $(t^{(4)}, t^{(5)}, t^{(6)}, \dots, t^{(s_{\max})})$ of the t -values.
 - 7: Sort pairs $(F_m(x), F_{m-1}(x))$ in lexicographic order based on $(t^{(4)}, t^{(5)}, t^{(6)}, \dots, t^{(s_{\max})})$ starting from dimension 4.
 - 8: Choose one of the best (or smallest) pairs $(F_m(x), F_{m-1}(x))$ in Step 7.
 - 9: Set $(p(x), q(x)) \leftarrow (F_m(x), F_{m-1}(x))$.
-

Before we begin our algorithm, we create a lookup table of primitive polynomials over \mathbb{F}_b in advance to avoid repeated computation in Step 3. In Step 2, $F_m(x)$ generated from (8) is not always monic over arbitrary finite fields \mathbb{F}_b except for \mathbb{F}_2 , so it is necessary to divide $F_m(x)$ and $F_{m-1}(x)$ by the leading coefficient $\text{lc}(F_m(x))$. In Steps 5 and 6, we calculate the t -values using Gaussian elimination [30]. For some combinations of b and m , $(F_m(x), F_{m-1}(x))$ might not exist with t -value zero for $s = 3$ in Step 5. In this case, we skip Steps 6–9 and terminate the algorithm.

Remark 2. Let $\{\cdot\}$ denote the fractional part taken component-wise. The point set $Q_2 = \{h(1, F_{n-1})/F_n \mid 0 \leq h < F_n\}$ associated with a pair of Fibonacci numbers (F_n, F_{n-1}) is called a Fibonacci lattice rule. The point set Q_2 has a small discrepancy given by $D_N^{*2}(Q_2) \leq C(\log N)/N$, where $N = F_n$ and $C > 0$ is an absolute constant (cf. [28, pp. 122–124]). Note that the point set P_2 in (7) associated with a pair of Fibonacci polynomials can be viewed as a polynomial analogue of Fibonacci lattice rules.

3.3. Specific parameters

We conduct an exhaustive search of short-period Tausworthe generators over \mathbb{F}_3 , \mathbb{F}_4 , and \mathbb{F}_5 using Algorithm 1. We set $s_{\max} = 20$. If b is a prime number (i.e., $b = 3$ or 5), we identify \mathbb{F}_b with \mathbb{Z}_b and set a bijection $\eta : \mathbb{F}_b \rightarrow \mathbb{Z}_b$ as the identity map. If $b = 4$, we set $\mathbb{F}_4 = \{0, 1, \alpha, \alpha^2\}$ with $\alpha^2 = \alpha + 1$ and $\alpha^3 = 1$ and set a bijection $\eta : \mathbb{F}_4 \rightarrow \mathbb{Z}_4$ consisting of

$$0 \mapsto 0, 1 \mapsto 1, \alpha \mapsto 2, \alpha^2 = \alpha + 1 \mapsto 3.$$

Table 1 summarizes the number of maximal-period Tausworthe generators with t -value zero for dimension $s = 3$. We observe that a very few pairs of polynomials $(p(x), q(x))$ exist over \mathbb{F}_3 ; however, many pairs exist over \mathbb{F}_4 and \mathbb{F}_5 , at least within the range described in the table. From the viewpoint of applications, we tabulate specific parameters of pairs of polynomials $(p(x), q(x))$ over \mathbb{F}_4 and step sizes σ for $2 \leq m \leq 11$ in Table 2. In Table 2, each first and second row shows the coefficients of $p(x)$ and $q(x)$ respectively; for example, $\alpha^2 \ 1 \ 1$ means $\alpha^2 + x + x^2$. Table 3 shows the t -values in the range of $1 \leq s \leq 20$. Throughout our search, we find several parameters with the same t -values, so we choose one from them. The code in C is available at <https://github.com/sharase/cud-f4>.

Table 1: Number of pairs of polynomials $(p(x), q(x))$ that attain maximal-period Tausworthe generators with t -value zero for dimension $s = 3$.

Number of Tausworthe generators over \mathbb{F}_3 with t -value zero.

m	2	3	4	5	6	7	8	9	10	11	12	13
Num.	8	6	0	0	8	6	0	0	0	0	0	0

Number of Tausworthe generators with t -value zero over \mathbb{F}_4 .

m	2	3	4	5	6	7	8	9	10	11
Num.	32	72	128	1296	2016	7648	4640	5328	4176	4560

Number of Tausworthe generators with t -value zero over \mathbb{F}_5 .

m	2	3	4	5	6	7	8
Num.	32	480	1056	16800	38720	514640	706496

Table 2: Specific parameters of pairs of polynomials $(p(x), q(x))$ over \mathbb{F}_4 and step sizes σ .

$m = 2$	α^2 1 1 α 1 ($\sigma = 8$)
$m = 3$	α^2 α^2 α^2 1 1 α α^2 ($\sigma = 47$)
$m = 4$	α^2 α^2 α^2 0 1 α^2 1 1 α^2 ($\sigma = 131$)
$m = 5$	α^2 α^2 α 1 0 1 α α^2 α^2 α^2 α^2 ($\sigma = 724$)
$m = 6$	α^2 1 0 1 1 0 1 1 1 α^2 α^2 1 α ($\sigma = 2267$)
$m = 7$	α α^2 0 α α^2 α α 1 0 0 α^2 α^2 α α^2 1 ($\sigma = 1633$)
$m = 8$	α α^2 1 1 0 α 0 0 1 1 1 1 1 0 0 α α^2 ($\sigma = 16423$)
$m = 9$	α^2 α^2 α 0 1 α α 1 0 1 α 1 1 α^2 α^2 α^2 α 0 1 ($\sigma = 36887$)
$m = 10$	α α^2 α 0 1 α^2 0 0 α^2 0 1 α^2 0 0 α 1 0 1 1 1 1 ($\sigma = 1030108$)
$m = 11$	α^2 α 1 α^2 α α^2 1 α^2 α^2 1 α 1 α^2 α α^2 α α α^2 1 α^2 1 1 α ($\sigma = 3144209$)

Table 3: The t -values for our new Tausworthe generators over \mathbb{F}_4 .

$m \backslash s$	1	2	3	4	5	6	7	8	9	10	11	12	13	14	15	16	17	18	19	20
2	0	0	0	0	0	1	1	1	1	1	1	1	1	1	1	1	1	1	1	1
3	0	0	0	1	1	1	1	1	1	1	1	1	1	1	1	1	1	1	1	1
4	0	0	0	1	1	1	1	2	2	2	2	2	2	2	2	2	2	2	2	2
5	0	0	0	1	1	2	2	2	2	2	2	2	2	2	2	2	2	2	2	2
6	0	0	0	1	2	2	2	2	3	3	3	3	3	3	3	3	3	3	3	3
7	0	0	0	1	2	2	2	3	3	3	3	3	3	4	4	4	4	4	4	4
8	0	0	0	1	2	4	4	4	4	4	4	4	4	4	4	4	4	4	4	4
9	0	0	0	1	3	3	3	3	3	4	4	4	4	4	4	5	5	5	5	5
10	0	0	0	2	2	3	3	3	4	4	4	5	5	6	6	6	6	6	6	6
11	0	0	0	2	3	3	3	4	5	5	5	5	5	5	5	5	5	6	6	6

Remark 3. We introduce a reasonably fast method to generate the output values (3) from Tausworthe generators over \mathbb{F}_4 . Let $\mathbf{x}_i = (a_{i\sigma}, a_{i\sigma+1}, \dots, a_{i\sigma+m-1}, a_{i\sigma+m}, \dots, a_{i\sigma+w-1})^\top \in \mathbb{F}_4^w$ be a state vector at step i for $m \leq w$. We can define a state transition $\mathbf{x}_{i+1} = \mathbf{B}\mathbf{x}_i$, where $\mathbf{B} := (\mathbf{b}_0 \ \mathbf{b}_1 \ \cdots \ \mathbf{b}_{m-1} \ \mathbf{0} \ \cdots \ \mathbf{0})$ is a $w \times w$ state transition matrix consisting of m column vectors $\mathbf{b}_0, \mathbf{b}_1, \dots, \mathbf{b}_{m-1} \in \mathbb{F}_4^w$ and $w - m$ zero column vectors $\mathbf{0} \in \mathbb{F}_4^w$. We now decompose $a_i \in \mathbb{F}_4$, $i = 0, 1, \dots$, into $a_i = \bar{a}_i\alpha + \underline{a}_i$ with $\bar{a}_i, \underline{a}_i \in \mathbb{F}_2$. Then, we can write $\mathbf{x}_{i+1} = \bar{a}_{i\sigma}(\alpha\mathbf{b}_0) + \underline{a}_{i\sigma}\mathbf{b}_0 + \bar{a}_{i\sigma+1}(\alpha\mathbf{b}_1) + \underline{a}_{i\sigma+1}\mathbf{b}_1 + \cdots + \bar{a}_{i\sigma+m-1}(\alpha\mathbf{b}_{m-1}) + \underline{a}_{i\sigma+m-1}\mathbf{b}_{m-1}$, that is, a linear combination of $2m$ column vectors $\alpha\mathbf{b}_j, \mathbf{b}_j \in \mathbb{F}_4^w$, $j = 0, 1, \dots, m-1$, with coefficients in \mathbb{F}_2 . From this, we can calculate \mathbf{x}_i by only adding vectors $\alpha\mathbf{b}_j$ if $\bar{a}_{i\sigma+j} = 1$ and \mathbf{b}_j if $\underline{a}_{i\sigma+j} = 1$ for each j . Moreover, the elements $0, 1, \alpha, \alpha + 1 \in \mathbb{F}_4$ can be represented as column vectors $(0 \ 0)^\top, (0 \ 1)^\top, (1 \ 0)^\top, (1 \ 1)^\top \in \mathbb{F}_2^2$, respectively, and hence, $\alpha\mathbf{b}_j, \mathbf{b}_j, \mathbf{x}_{i+1} \in \mathbb{F}_4^w$ can be viewed as column vectors in \mathbb{F}_2^{2w} . Using this property, we can generate $\{u_i\}_{i=0}^\infty$ in (3) with reasonable speed, as if we performed additions over \mathbb{F}_2 .

Remark 4. Kajiura et al. [16] proved that there exists no Tausworthe generator over \mathbb{F}_2 with both maximal periodicity and t -value zero for $s = 3$ if $m \geq 3$. More precisely, they proved that \mathbb{F}_2 -linear generators, which are a general class of linear pseudorandom number generators over \mathbb{F}_2 including Tausworthe generators (cf. [20, 21]), have the t -value zero for $s = 3$ only if the period length is exactly three. Their proof was specialized for the case \mathbb{F}_2 ; for example, they used the property $\mathcal{L}_m \cap \mathcal{U}_m = \{\mathbf{I}\}$ in [16, Proof of Theorem 1], where \mathcal{L}_m and \mathcal{U}_m denote a set of non-singular $m \times m$ lower-triangular and upper-triangular matrices, respectively. This is false in the fields \mathbb{F}_b except for \mathbb{F}_2 . Indeed, Harase [12] obtained Tausworthe generators

over \mathbb{F}_2 with t -value two or three for $s = 3$, but they were not optimal with respect to the t -value. Thus, we conducted a search over \mathbb{F}_b , whose restrictions are looser than those over \mathbb{F}_2 .

4. Numerical examples

We provide numerical examples to confirm the performance of Markov chain QMC. In our examples, we estimate the expectation $E_\pi[f(\mathbf{X})]$ and compare the following driving sequences:

- (a) New: our new Tausworthe generators over \mathbb{F}_4 ;
- (b) Harase: Tausworthe generators over \mathbb{F}_2 developed by Harase [12];
- (c) Chen: Tausworthe generators over \mathbb{F}_2 developed by Chen et al. [4]; and
- (d) IID: Mersenne Twister [25].

We briefly explain how to use Tausworthe generators over \mathbb{F}_b . Recall that $N = b^m$ and the period length is $N - 1$. For the output values (3) generated by Tausworthe generators, if $\gcd(s, N - 1) = 1$, we simply define s -dimensional non-overlapping points starting from the origin:

$$(0, \dots, 0), (u_0, \dots, u_{s-1}), (u_s, \dots, u_{2s-1}), \dots, (u_{(N-2)s}, \dots, u_{(N-1)s-1}). \quad (11)$$

If $\gcd(s, N - 1) = d > 1$, instead of (11), we generate d distinct short loops of s -dimensional points, that is,

$$(u_j, \dots, u_{j+s-1}), (u_{j+s}, \dots, u_{j+2s-1}), \dots, (u_{j+((N-1)/d-1)s}, \dots, u_{j+((N-1)/d)s-1}), \quad (12)$$

for $j = 0, \dots, d - 1$, and concatenate them starting from the origin $(0, \dots, 0)$ in this order. For these points, we apply b -adic digital shifts, that is, we add (z_1, \dots, z_s) to each s -dimensional point using the digit-wise addition \oplus_b (see Remark 5), where z_1, \dots, z_s are IID samples from $U(0, 1)$. We use the resulting points as input for Markov chain QMC; see Remark 6 and [2, 29, 33, 34] for more details. We set $w = 32$ over \mathbb{F}_2 and $w = 16$ over \mathbb{F}_4 as a digit number in Definition 3.

Remark 5. We recall the definition of digital shifts. For $x = \sum_{j=0}^{\infty} \xi_j b^{-j-1} \in [0, 1)$ and $z = \sum_{j=0}^{\infty} \zeta_j b^{-j-1} \in (0, 1)$ with $\xi_j, \zeta_j \in \mathbb{Z}_b$, we define the b -adic digitally shifted point $\tilde{x} \in (0, 1)$ as $\tilde{x} = x \oplus_b z := \sum_{j=0}^{\infty} \psi_j b^{-j-1}$, where $\psi_j := \eta(\eta^{-1}(\xi_j) + \eta^{-1}(\zeta_j))$ with $\psi_j \neq b - 1$ for infinitely many j and $+$ represents the addition in \mathbb{F}_b . For higher dimensions $s > 1$, let $\mathbf{z} = (z_1, \dots, z_s) \in (0, 1)^s$. For $\mathbf{x} = (x_1, \dots, x_s)$, we similarly define the b -adic digitally shifted point $\tilde{\mathbf{x}} \in (0, 1)^s$ as $\tilde{\mathbf{x}} = \mathbf{x} \oplus_b \mathbf{z} := (x_1 \oplus_b z_1, \dots, x_s \oplus_b z_s)$.

4.1. Gaussian Gibbs sampling

Our first example is a systematic Gibbs sampling scheme to generate the s -dimensional multivariate Gaussian (normal) distribution $\mathbf{X} = (X_1 \cdots X_s)^\top \sim \mathcal{N}(\boldsymbol{\mu}, \boldsymbol{\Sigma})$ for a mean vector $\boldsymbol{\mu} = (\mu_1 \cdots \mu_s)^\top$ and covariance matrix $\boldsymbol{\Sigma} = (\sigma_{ij})$. This can be implemented as

$$X_k \mid \mathbf{X}_{-k} \sim \mathcal{N}(\boldsymbol{\mu}_k + \boldsymbol{\Sigma}_{k,-k} \boldsymbol{\Sigma}_{-k,-k}^{-1} (\mathbf{X}_{-k} - \boldsymbol{\mu}_{-k}), \boldsymbol{\Sigma}_{k,k} - \boldsymbol{\Sigma}_{k,-k} \boldsymbol{\Sigma}_{-k,-k}^{-1} \boldsymbol{\Sigma}_{-k,k}), \quad (13)$$

for $k = 1, \dots, s$, which reduces to the iteration of the calculation of the one-dimensional normal distribution. Thus, we apply the inverse transform method in (13). We set the parameter values $s = 3$ and

$$\boldsymbol{\mu} = \begin{pmatrix} 0 \\ 0 \\ 0 \end{pmatrix}, \boldsymbol{\Sigma} = \begin{pmatrix} 1 & 0.3 & -0.2 \\ 0.3 & 1 & 0.5 \\ -0.2 & 0.5 & 1 \end{pmatrix},$$

which were used in [33, Chapter 6.1].

First, we estimate $E[X_1]$, $E[X_2]$, and $E[X_3]$ with true value 0 by taking the sample mean. Figure 3 shows a summary of the root-mean-square errors (RMSEs) in \log_2 scale for sample sizes N from 2^{10} to 2^{20} using 300 digital shifts. In all cases, the Tausworthe generators (labeled “New” and “Harase”) optimized in terms of the t -value have almost the same accuracy and outperform Chen’s generators.

Furthermore, we estimate the second-order moments $E[X_1 X_2]$, $E[X_1 X_3]$, $E[X_2 X_3]$ and the third-order moment $E[X_1 X_2 X_3]$ using 300 digital shifts, respectively. Figures 4 and 5 show summaries of the RMSEs. In Figure 5, we observe that Chen’s generators are unstable and have several bumps when we estimate $E[X_1 X_2 X_3]$.

4.2. M/M/1 queuing system

Our second example is an M/M/1 queuing model, which has the same setting as that in [2, Chapter 8.3.2]. Consider a single-server queuing model, where the customers arrive as a Poisson process with intensity $\lambda > 0$ and the service time is exponentially distributed with intensity $\mu > 0$. Assume that $\mu > \lambda$ for system stability. Let W_j denote the waiting time of the j th customer, S_j denote the service time of the j th customer, and T_j denote the time interval between the j th customer and the $(j - 1)$ th customer. Then,

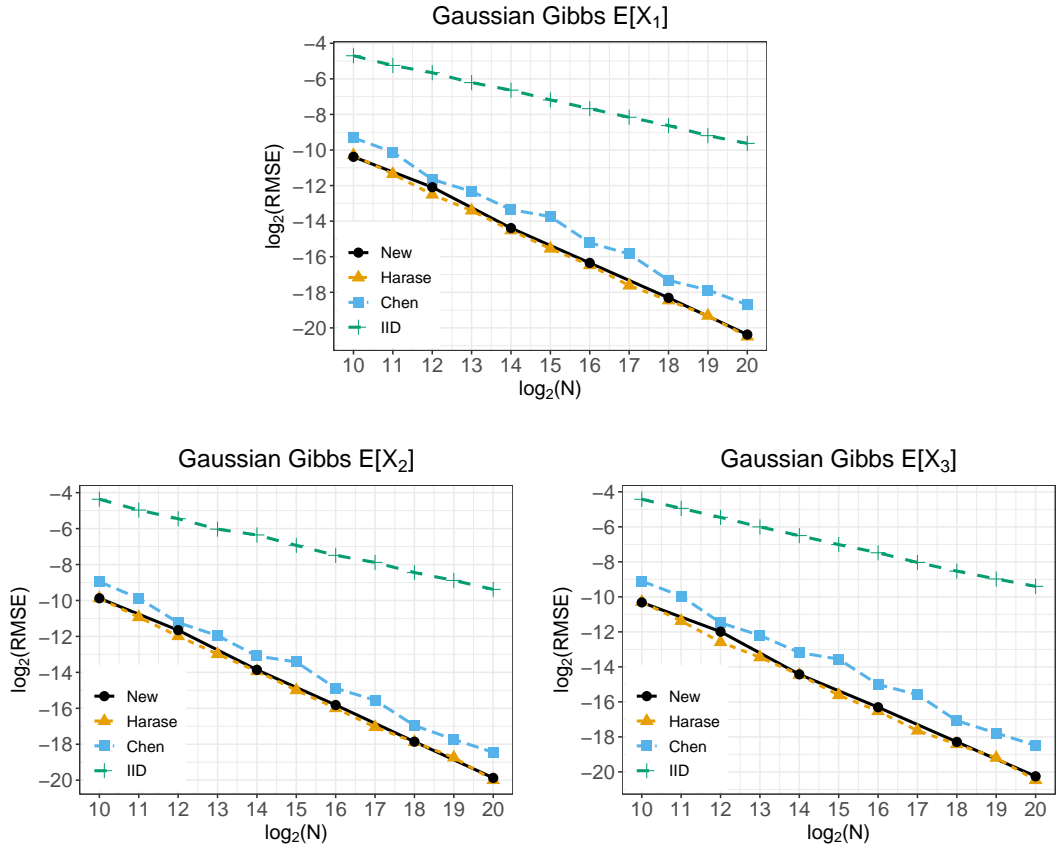


Figure 3: RMSEs for $E[X_1]$, $E[X_2]$, and $E[X_3]$ with true value 0.

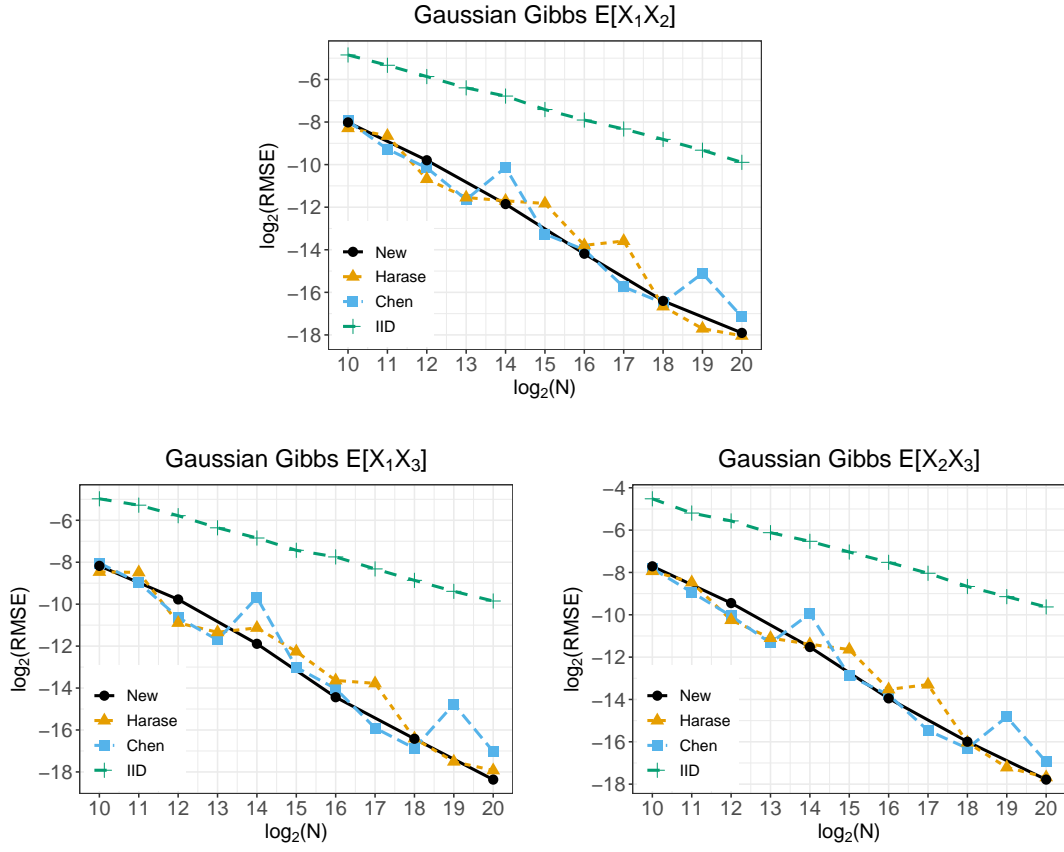


Figure 4: RMSEs for $E[X_1X_2]$, $E[X_1X_3]$, and $E[X_2X_3]$ with true values 0.3, -0.2, and 0.5.

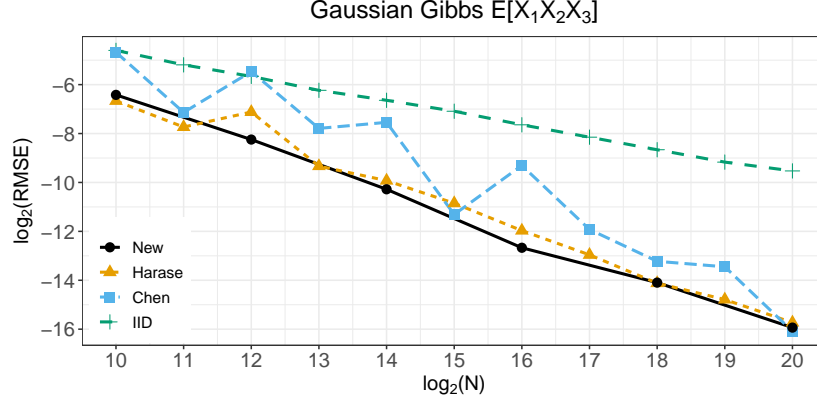


Figure 5: RMSEs for $E[X_1X_2X_3]$ with true value 0.

we have the Lindley recurrence:

$$W_0 = 0, W_j = \max(W_{j-1} + S_{j-1} - T_j, 0), \quad (14)$$

$$S_{j-1} \sim \mathcal{Exp}(\mu), T_j \sim \mathcal{Exp}(\lambda), \quad (15)$$

for $j \geq 1$, where $\mathcal{Exp}(\cdot)$ denotes the exponential distribution. Under stationarity, the average waiting time is known as

$$E[W_j] = \frac{\lambda}{\mu(\mu - \lambda)} \quad (16)$$

(cf. [27]). We estimate the average waiting time (16) by taking the sample mean $(W_1 + \dots + W_N)/N$ via Equations (14)–(15). Note that we need $2N$ random points $(S_0, T_1), \dots, (S_{N-1}, T_N)$ for N customers. Note also that the function $\max(\cdot, 0)$ is unsmooth at 0.

We set the parameters $\lambda = 0.5$ and $\mu = 1$. Figure 6 shows the RMSEs for the average waiting time using 300 digital shifts. The three types of QMC points have almost the same performance, except for Chen’s generator at $N = 2^{13}$. The bump of Chen’s generator coincides with that in [2, Figure 8.2].

4.3. A linear regression model

In the third example, we consider a linear regression model

$$y_i = \mathbf{x}_i^\top \boldsymbol{\beta} + \epsilon_i, \quad \epsilon_i \stackrel{\text{iid}}{\sim} \mathcal{N}(0, \tau^2) \quad (i = 1, \dots, n),$$

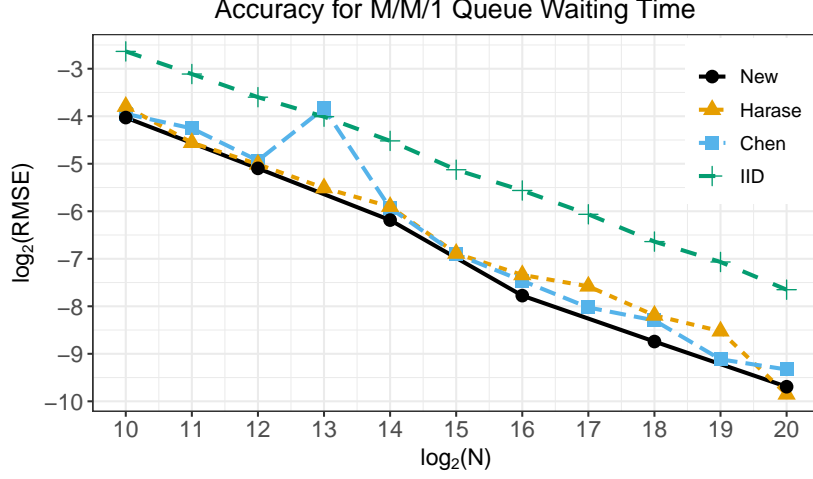


Figure 6: RMSEs for the average waiting time of the M/M/1 queuing model.

where y_i is the i th observation on the response variable, $\mathbf{x}_i = (1, x_{i,1}, \dots, x_{i,k})^\top$ is a $(k+1) \times 1$ vector of 1 and i th observations on the k explanatory variables, $\boldsymbol{\beta} = (\beta_0, \beta_1, \dots, \beta_k)^\top$ is a $(k+1) \times 1$ vector of regression coefficients, and the error term ϵ_i is IID normal with mean zero and common variance τ^2 . Let $\mathbf{X} = (\mathbf{x}_1, \dots, \mathbf{x}_n)^\top$ be an $n \times (k+1)$ design matrix (with rank $k+1$) and $\mathbf{y} = (y_1, \dots, y_n)^\top$ an $n \times 1$ vector.

We now consider Bayesian inference as follows: We assume that the parameters $\boldsymbol{\beta}$ and τ^2 are independent and have the semiconjugate prior distributions

$$\begin{aligned}\boldsymbol{\beta} &\sim \mathcal{N}(\mathbf{b}_0, \mathbf{B}_0), \\ \tau^2 &\sim \mathcal{IG}\left(\frac{n_0}{2}, \frac{s_0}{2}\right),\end{aligned}$$

where $\mathcal{IG}(\alpha_1, \alpha_2)$ denotes the inverse gamma distribution with shape parameter α_1 and scale parameter α_2 , and \mathbf{b}_0 , \mathbf{B}_0 , n_0 , and s_0 are hyperparameters. Then, according to [6, 15], sampling from the joint posterior distribution of $(\boldsymbol{\beta}, \tau^2)$ can be generated through sampling from the full conditional distributions

$$\boldsymbol{\beta} | \tau^2, \mathbf{y} \sim \mathcal{N}(\mathbf{b}_1, \mathbf{B}_1), \quad (17)$$

$$\tau^2 | \boldsymbol{\beta}, \mathbf{y} \sim \mathcal{IG}\left(\frac{n_1}{2}, \frac{s_1}{2}\right), \quad (18)$$

where

$$\begin{aligned}\mathbf{b}_1 &= \mathbf{B}_1(\mathbf{B}_0^{-1}\mathbf{b}_0 + \tau^{-2}\mathbf{X}^\top\mathbf{y}), \mathbf{B}_1^{-1} = \mathbf{B}_0^{-1} + \tau^{-2}\mathbf{X}^\top\mathbf{X}, \\ n_1 &= n_0 + n, s_1 = s_0 + (\mathbf{y} - \mathbf{X}\boldsymbol{\beta})^\top(\mathbf{y} - \mathbf{X}\boldsymbol{\beta}).\end{aligned}$$

Thus, we calculate $E[\boldsymbol{\beta}]$ and $E[\tau^2]$ by taking the sample mean using the Gibbs sampler based on (17) and (18). We generate $\boldsymbol{\beta}$ in (17) via $\mathbf{L}(\Phi^{-1}(u_j), \dots, \Phi^{-1}(u_{j+k}))^\top$ for $u_j, \dots, u_{j+k} \in (0, 1)$, where $\mathbf{B}_1 = \mathbf{L}\mathbf{L}^\top$ is the Cholesky decomposition and $\Phi(\cdot)$ is the cumulative distribution function of the standard normal distribution.

As a numerical example, we use the Boston housing data analyzed in [13]. To investigate the demand for clean air, Harrison and Rubinfeld [13] built a linear regression model given by

$$\begin{aligned}\log(\text{MEDV}) &= \beta_0 + \beta_1\text{CRIM} + \beta_2\text{ZN} + \beta_3\text{INDUS} + \beta_4\text{CHAS} + \beta_5\text{NOX}^2 \\ &+ \beta_6\text{RM}^2 + \beta_7\text{AGE} + \beta_8\log(\text{DIS}) + \beta_9\log(\text{RAD}) + \beta_{10}\text{TAX} \\ &+ \beta_{11}\text{PTRATIO} + \beta_{12}\text{B} + \beta_{13}\log(\text{LSTAT}) + \epsilon, \quad \epsilon \sim \mathcal{N}(0, \tau^2),\end{aligned}\tag{19}$$

where the housing price MEDV is a response variable, and CRIM, ZN, INDUS, CHAS, NOX, RM, AGE, DIS, RAD, TAX, PTRATIO, B, and LSTAT are 13 explanatory variables (i.e., $k = 13$); see [13, Table IV] for more details about the variables. In our experiment, we estimate the same linear regression model as in (19). Note that the state vector $(\boldsymbol{\beta}, \tau^2)$ has 15 dimensions (i.e., $s = 15$). We set the hyperparameter values $\mathbf{b}_0 = \mathbf{0}$, $\mathbf{B}_0 = 100\mathbf{I}$, $n_0 = 5$, $s_0 = 0.01$, and run the Gibbs sampler for 5000 iterations using random numbers as a burn-in period. Then, we calculate $E[\boldsymbol{\beta}]$ and $E[\tau^2]$ by running the Gibbs sampler for $N = 2^{12}, 2^{14}, 2^{16}$, and 2^{18} iterations.

Table 4 shows a summary of sample variances of posterior mean estimates using 300 digital shifts. Provided we focus on the t -value, Tausworthe generators over \mathbb{F}_2 seem to be comparable with or slightly superior to Tausworthe generators over \mathbb{F}_4 . However, in both cases \mathbb{F}_2 and \mathbb{F}_4 , Tausworthe generators optimized in terms of the t -value provide better results than Chen's Tausworthe generators optimized in terms of the equidistribution property. Overall, our experiment implies that the t -value is a good measure of uniformity in the study of Markov chain QMC.

Remark 6. *The generation scheme in (12) was originally used in [29, 34]. However, if $\gcd(s, N - 1) = d > 1$, then we have $d - 1$ skips in (12) through*

Table 4: Variances of posterior mean estimates for $\beta = (\beta_0, \dots, \beta_{13})$ and τ^2 .

$N = 2^{12}$								
Parameter	β_0	β_1	β_2	β_3	β_4	β_5	β_6	
IID	6.63e-08	6.03e-12	9.52e-13	2.10e-11	3.57e-09	4.03e-08	6.44e-12	
Chen	1.70e-11	9.55e-16	1.73e-16	3.55e-15	7.71e-13	8.65e-12	1.36e-15	
Harase	2.32e-12	1.60e-16	3.07e-17	6.36e-16	1.18e-13	1.28e-12	1.99e-16	
New	6.54e-12	4.82e-16	7.69e-17	1.72e-15	4.35e-13	4.77e-12	1.16e-15	
Parameter	β_7	β_8	β_9	β_{10}	β_{11}	β_{12}	β_{13}	τ^2
IID	9.64e-13	3.78e-09	1.15e-09	4.71e-14	6.90e-11	3.29e-14	2.33e-09	2.35e-13
Chen	2.10e-16	6.65e-13	3.00e-13	1.14e-17	1.65e-14	7.46e-18	3.92e-13	4.26e-17
Harase	3.15e-17	1.27e-13	4.27e-14	1.61e-18	2.41e-15	1.20e-18	7.99e-14	5.81e-18
New	1.26e-16	4.77e-13	1.38e-13	5.13e-18	7.30e-15	3.96e-18	2.85e-13	2.16e-17
$N = 2^{14}$								
Parameter	β_0	β_1	β_2	β_3	β_4	β_5	β_6	
IID	2.15e-08	1.55e-12	2.30e-13	5.00e-12	1.08e-09	1.31e-08	1.63e-12	
Chen	1.86e-12	1.50e-16	1.98e-17	4.13e-16	3.13e-13	1.00e-12	1.26e-16	
Harase	1.30e-13	1.43e-17	1.11e-18	2.44e-17	5.62e-15	7.58e-14	1.22e-17	
New	1.63e-13	1.15e-17	1.46e-18	5.61e-17	1.59e-14	1.42e-13	1.46e-17	
Parameter	β_7	β_8	β_9	β_{10}	β_{11}	β_{12}	β_{13}	τ^2
IID	2.73e-13	9.28e-10	3.11e-10	1.33e-14	2.29e-11	9.99e-15	5.34e-10	5.22e-14
Chen	2.19e-17	8.78e-14	2.87e-14	1.22e-18	2.06e-15	7.24e-19	5.20e-14	5.51e-18
Harase	1.93e-18	6.66e-15	1.99e-15	7.63e-20	1.53e-16	5.60e-20	4.36e-15	3.84e-19
New	2.15e-18	7.71e-15	2.72e-15	1.12e-19	1.83e-16	7.18e-20	5.09e-15	4.79e-19
$N = 2^{16}$								
Parameter	β_0	β_1	β_2	β_3	β_4	β_5	β_6	
IID	5.31e-09	3.33e-13	5.83e-14	1.28e-12	2.72e-10	2.73e-09	3.89e-13	
Chen	1.51e-13	9.04e-18	1.56e-18	3.37e-17	6.71e-15	7.48e-14	9.69e-18	
Harase	9.98e-15	6.65e-19	1.07e-19	2.60e-18	2.08e-15	8.46e-15	7.50e-19	
New	1.57e-14	1.03e-18	1.59e-19	4.22e-18	7.19e-16	9.66e-15	1.06e-18	
Parameter	β_7	β_8	β_9	β_{10}	β_{11}	β_{12}	β_{13}	τ^2
IID	5.81e-14	2.58e-10	8.15e-11	3.55e-15	4.64e-12	2.15e-15	1.42e-10	1.31e-14
Chen	1.71e-18	7.27e-15	2.53e-15	1.00e-19	1.55e-16	6.05e-20	3.94e-15	3.92e-19
Harase	1.14e-19	5.39e-16	1.61e-16	1.49e-20	1.29e-17	6.70e-21	3.43e-16	2.61e-20
New	1.94e-19	8.04e-16	2.53e-16	1.01e-20	1.82e-17	8.59e-21	4.34e-16	3.87e-20
$N = 2^{18}$								
Parameter	β_0	β_1	β_2	β_3	β_4	β_5	β_6	
IID	1.25e-09	8.29e-14	1.35e-14	3.19e-13	5.88e-11	6.91e-10	9.31e-14	
Chen	7.97e-15	5.67e-19	8.99e-20	2.06e-18	3.70e-16	4.14e-15	5.73e-19	
Harase	5.77e-16	2.68e-20	5.57e-21	1.22e-19	2.50e-17	2.68e-16	4.22e-20	
New	1.04e-15	7.08e-20	1.12e-20	2.54e-19	4.57e-17	5.41e-16	8.32e-20	
Parameter	β_7	β_8	β_9	β_{10}	β_{11}	β_{12}	β_{13}	τ^2
IID	1.40e-14	6.66e-11	2.09e-11	8.19e-16	1.20e-12	5.28e-16	3.13e-11	3.54e-15
Chen	1.01e-19	3.80e-16	1.17e-16	5.70e-21	8.71e-18	3.86e-21	2.18e-16	2.41e-20
Harase	5.71e-21	2.56e-17	7.61e-18	3.20e-22	4.83e-19	2.25e-22	1.36e-17	1.33e-21
New	1.18e-20	4.58e-17	1.64e-17	6.75e-22	1.16e-18	4.51e-22	2.41e-17	2.97e-21

the entire period. To avoid such irregular skips, Tribble [33] and Chen [2] suggested a strategy in which the skips are the same between every pair of non-overlapping s -blocks: Let r be the smallest integer $r \geq s$ such that $\gcd(r, N - 1) = 1$. Then, instead of (12), we can consider s -dimensional non-overlapping points starting from the origin:

$$(0, \dots, 0), (u_0, \dots, u_{s-1}), (u_r, \dots, u_{r+s-1}), \dots, (u_{r(N-2)}, \dots, u_{r(N-2)+s-1}), \quad (20)$$

which maintain balance (i.e., every r steps) in each coordinate by discarding $r - s$ points between each block. We also implemented the strategy (20) and conducted the same experiments as in Section 4. We obtained almost similar results with a slight fluctuation. In this paper, we optimized Tausworthe generators in terms of the t -value for consecutive output values, so we adopted the scheme (12) without discarding $r - s$ points, which seems to be closer to the condition (1). We refer the reader to [33, Chapter 5] and [2, Chapter 8.2] for more details.

5. Conclusion

We attempted to search for short-period Tausworthe generators over arbitrary finite fields \mathbb{F}_b for Markov chain QMC in terms of the t -value. To achieve this, we generalized the search algorithms [12, 32] over \mathbb{F}_2 to those over \mathbb{F}_b . We conducted an exhaustive search, especially in the case where $b = 3, 4$, and 5, and implemented Tausworthe generators over \mathbb{F}_4 with t -values zero for dimension $s = 3$, in addition to $s = 2$, and small for $s \geq 4$. We also reported numerical examples in which both Tausworthe generators over \mathbb{F}_2 and \mathbb{F}_4 optimized in terms of the t -value perform better than Tausworthe generators [4] optimized in terms of the equidistribution property.

The two-element field \mathbb{F}_2 is the most important finite field in applications, but has some restrictions that do not occur over other fields \mathbb{F}_b . Therefore, in future work, it would be interesting to study implementations of other types of QMC points over \mathbb{F}_b , such as polynomial lattice rules [7, 28, 30] and irreducible Sobol’–Niederreiter sequences [10], which are closely related to the t -value.

Declaration of interests

The author declares no conflicts of interest.

Acknowledgments

This work was supported by JSPS KAKENHI Grant Numbers JP22K11945, JP18K18016.

References

- [1] S.R. Blackburn, Orthogonal sequences of polynomials over arbitrary fields, *J. Number Theory* 68 (1998) 99–111.
- [2] S. Chen, Consistency and convergence rate of Markov chain quasi-Monte Carlo with examples, 2011. Thesis (Ph.D.)–Stanford University.
- [3] S. Chen, J. Dick, A.B. Owen, Consistency of Markov chain quasi-Monte Carlo on continuous state spaces, *Ann. Statist.* 39 (2011) 673–701.
- [4] S. Chen, M. Matsumoto, T. Nishimura, A.B. Owen, New inputs and methods for Markov chain quasi-Monte Carlo, in: *Monte Carlo and quasi-Monte Carlo methods 2010*, volume 23 of *Springer Proc. Math. Stat.*, Springer, Heidelberg, Berlin, Heidelberg, 2012, pp. 313–327.
- [5] N. Chentsov, Pseudorandom numbers for modelling Markov chains, *USSR Computational Mathematics and Mathematical Physics* 7 (1967) 218 – 233.
- [6] S. Chib, Chapter 57 - Markov Chain Monte Carlo Methods: Computation and Inference, volume 5 of *Handbook of Econometrics*, Elsevier, 2001, pp. 3569–3649.
- [7] J. Dick, F. Pillichshammer, *Digital nets and sequences*, Cambridge University Press, Cambridge, 2010. Discrepancy theory and quasi-Monte Carlo integration.
- [8] J. Dick, D. Rudolf, Discrepancy estimates for variance bounding Markov chain quasi-Monte Carlo, *Electron. J. Probab.* 19 (2014) no. 105, 24.
- [9] J. Dick, D. Rudolf, H. Zhu, Discrepancy bounds for uniformly ergodic Markov chain quasi-Monte Carlo, *Ann. Appl. Probab.* 26 (2016) 3178–3205.
- [10] H. Faure, C. Lemieux, Implementation of irreducible Sobol’ sequences in prime power bases, *Math. Comput. Simulation* 161 (2019) 13–22.

- [11] C. Friesen, Rational functions over finite fields having continued fraction expansions with linear partial quotients, *J. Number Theory* 126 (2007) 185–192.
- [12] S. Harase, A table of short-period Tausworthe generators for Markov chain quasi-Monte Carlo, *J. Comput. Appl. Math.* 384 (2021) Paper No. 113136, 12.
- [13] D. Harrison, D.L. Rubinfeld, Hedonic housing prices and the demand for clean air, *Journal of Environmental Economics and Management* 5 (1978) 81–102.
- [14] R. Hofer, Finding both, the continued fraction and the Laurent series expansion of golden ratio analogs in the field of formal power series, *J. Number Theory* 223 (2021) 168–194.
- [15] P.D. Hoff, *A first course in Bayesian statistical methods*, Springer Texts in Statistics, Springer, New York, New York, NY, 2009.
- [16] H. Kajiura, M. Matsumoto, K. Suzuki, Characterization of matrices B such that (I, B, B^2) generates a digital net with t -value zero, *Finite Fields Appl.* 52 (2018) 289–300.
- [17] D.E. Knuth, *The art of computer programming. Vol. 2*, Addison-Wesley, Reading, MA, 1998. Seminumerical algorithms, Third edition.
- [18] P. L’Ecuyer, Maximally equidistributed combined Tausworthe generators, *Math. Comp.* 65 (1996) 203–213.
- [19] P. L’Ecuyer, Tables of maximally-equidistributed combined LFSR generators, *Math. Comp.* 68 (1999) 261–269.
- [20] P. L’Ecuyer, F. Panneton, \mathbb{F}_2 -linear random number generators, in: C. Alexopoulos, D. Goldsman, J.R. Wilson (Eds.), *Advancing the Frontiers of Simulation: A Festschrift in Honor of George Samuel Fishman*, Springer-Verlag, New York, 2009, pp. 169–193.
- [21] C. Lemieux, *Monte Carlo and quasi-Monte Carlo sampling*, Springer Series in Statistics, Springer, New York, New York, NY, 2009.

- [22] C. Lemieux, P. L'Ecuyer, Randomized polynomial lattice rules for multivariate integration and simulation, *SIAM J. Sci. Comput.* 24 (2003) 1768–1789.
- [23] M.B. Levin, Discrepancy estimates of completely uniformly distributed and pseudorandom number sequences, *Internat. Math. Res. Notices* (1999) 1231–1251.
- [24] J.G. Liao, Variance reduction in Gibbs sampler using quasi random numbers, *J. Comput. Graphical Stat.* 7 (1998) 253–266.
- [25] M. Matsumoto, T. Nishimura, Mersenne twister: a 623-dimensionally equidistributed uniform pseudo-random number generator, *ACM Trans. Model. Comput. Simul.* 8 (1998) 3–30.
- [26] J.P. Mesirov, M.M. Sweet, Continued fraction expansions of rational expressions with irreducible denominators in characteristic 2, *J. Number Theory* 27 (1987) 144–148.
- [27] R. Nelson, *Probability, stochastic processes, and queueing theory : the mathematics of computer performance modelling*, Springer, New York, 1995.
- [28] H. Niederreiter, Random number generation and quasi-Monte Carlo methods, volume 63 of *CBMS-NSF Regional Conference Series in Applied Mathematics*, Society for Industrial and Applied Mathematics (SIAM), Philadelphia, PA, 1992.
- [29] A.B. Owen, S.D. Tribble, A quasi-Monte Carlo Metropolis algorithm, *Proc. Natl. Acad. Sci. USA* 102 (2005) 8844–8849.
- [30] G. Pirsic, W.C. Schmid, Calculation of the quality parameter of digital nets and application to their construction, *J. Complexity* 17 (2001) 827 – 839.
- [31] R.C. Tausworthe, Random numbers generated by linear recurrence modulo two, *Math. Comp.* 19 (1965) 201–209.
- [32] S. Tezuka, M. Fushimi, Calculation of Fibonacci polynomials for GFSR sequences with low discrepancies, *Math. Comp.* 60 (1993) 763–770.

- [33] S.D. Tribble, Markov chain Monte Carlo algorithms using completely uniformly distributed driving sequences, ProQuest LLC, Ann Arbor, MI, 2007. Thesis (Ph.D.)–Stanford University.
- [34] S.D. Tribble, A.B. Owen, Construction of weakly CUD sequences for MCMC sampling, *Electron. J. Stat.* 2 (2008) 634–660.