

Quantum Causal Inference with Extremely Light Touch

Xiangjing Liu,^{1,2,*} Yixian Qiu,³ Oscar Dahlsten,^{2,1,4,5,†} and Vlatko Vedral⁶

¹Department of Physics, Southern University of Science and Technology, Shenzhen 518055, China

²Department of Physics, City University of Hong Kong, 83 Tat Chee Avenue, Kowloon, Hong Kong

³Centre for Quantum Technologies, National University of Singapore, Singapore 117543, Singapore

⁴Shenzhen Institute for Quantum Science and Engineering,

Southern University of Science and Technology, Shenzhen 518055, China

⁵Institute of Nanoscience and Applications, Southern University of Science and Technology, Shenzhen 518055, China

⁶Clarendon Laboratory, University of Oxford, Parks Road, Oxford OX1 3PU, United Kingdom

We consider the quantum version of inferring the causal relation between events. There has been recent progress towards identifying minimal interventions and observations needed. We here show, by means of constructing an explicit scheme, that quantum observations alone are sufficient for quantum causal inference for the case of a bipartite quantum system with measurements at two times. Our scheme involves the derivation of a closed-form expression for the space-time pseudo-density matrix associated with many times and qubits. This matrix can be determined by coarse-grained quantum observations alone. We show that from this matrix one can infer the causal structure via the sign of a particular function called a causal monotone. Our results show that for quantum processes one can infer the causal structure solely from correlations between observations at different times.

Identifying cause-effect relations from observed correlations is at the core of a wide variety of empirical science [1, 2]. Determining the causal structure, i.e. which variables influence others, is known as causal inference. Causal inference is well-known to be important in understanding medical trials [3, 4], and also appears in a range of machine learning applications [5]. For example, in natural language processing, causal inference can be used to identify the causal relationships between words or phrases and their semantic meanings. By understanding the causal factors that give rise to different linguistic patterns, machine learning models can be trained to generate more accurate and meaningful text [6].

Causal inference can in principle be undertaken via *intervening* in the system [2, 3]. Intervening to set a random variable to particular values in a controlled manner can be used to determine what other random variables that random variable influences. At the same time, e.g. in medical contexts [4], interventions may be costly or infeasible, motivating investigations into partial causal inference from *observations* [2, 7, 8].

Similar questions have recently emerged concerning causal relations in quantum processes [9–22]. Interventions, like resetting the state of quantum systems, have been considered [23–31]. Of particular relevance here is that Ref. [23] made significant progress towards identifying minimal interventions and observations needed to determine causal relations in the quantum case. It is known that in the classical case, observations alone are in general not sufficient to perform causal inference, which is connected to the famous phrase ‘correlation does not imply causation’. It remains an open question to what extent observations (measurements) in the quantum case, which come together with an inescapable small disturbance, are sufficient for causal inference. How ‘light-touch’ can quantum causal inference be?

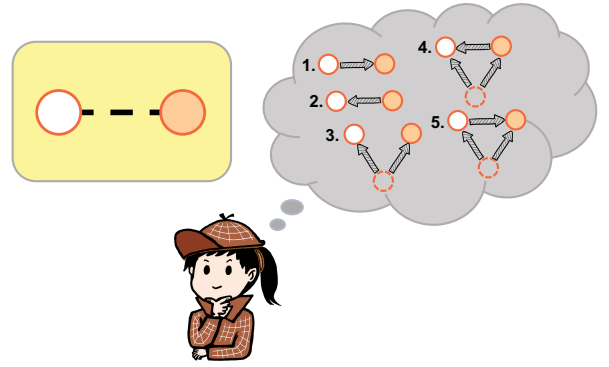


FIG. 1. Quantum causal inference problem. The observer gains data from observing two quantum systems A (white ball) and B (red ball) which may be correlated. In line with Reichenbach’s principle, we allow for five possible causal structures: 1) A has direct influence on B ; 2) B has a direct influence on A ; 3) there is a common cause (dashed ball) acting on A and B ; 4) a combination of cases 1 and 3; 5) a combination of cases 2 and 3. The observer wants to determine which of those possible causal structures is the case.

We here address and resolve this question for the case of bipartite quantum systems of arbitrary finite dimension and measurements at two times. To be precise, we formulate the quantum causal inference problem as follows. As shown in FIG. 1, the observer has data from observing two quantum systems A and B which may be correlated. The observer wants to know the causal structure of the process of generating the data. In line with Reichenbach’s principle [1] we allow for five causal structures that are to be distinguished (see FIG. 1). We exclude the case of causal influence in both directions (loops), such that there is a well-defined causal direction [2]. We devise an explicit scheme for determining which causal structure is indeed the case. The scheme only employs coarse-grained projective measurements. The scheme is derived via the pseudo-density matrix (PDM) formalism, which

* liuxj@mail.bnu.edu.cn

† oscar.dahlsten@cityu.edu.hk

assigns a PDM to the full data table of experiments involving measurements on systems at several times [11].

This work is organized as follows. First, we introduce the PDM formalism. Second, we present the main results, the closed-form of the m -time n -qubit PDM and our scheme for quantum causal inference. The key mathematical derivations are given in the Methods. Third, we present two examples to demonstrate our scheme. Finally, we discuss the opportunities engendered by this work.

PDM formalism for measurements at multiple times, systems. The pseudo-density matrix (PDM) formalism, developed to treat space and time equally [11], provides a general framework for dealing with spatial and causal (temporal) correlations. Research on single-qubit PDMs has yielded fruitful results [32–37]. For example, recent studies have utilized quantum causal correlations to set limits on quantum communication [38] and to understand how dynamics emerge from temporal entanglement [33]. Furthermore, the PDM approach has been used to resolve causality paradoxes associated with closed time-like curves [35].

The PDM generalises the standard quantum n -qubit density matrix to the case of multiple times. The PDM is defined as

$$R_{1\dots m} = \frac{1}{2^{mn}} \sum_{i_1=0}^{4^n-1} \dots \sum_{i_m=0}^{4^n-1} \langle \{\tilde{\sigma}_{i_\alpha}\}_{\alpha=1}^m \rangle \bigotimes_{\alpha=1}^m \tilde{\sigma}_{i_\alpha}, \quad (1)$$

where $\tilde{\sigma}_{i_\alpha} \in \{\sigma_0, \sigma_1, \sigma_2, \sigma_3\}^{\otimes n}$ is an n -qubit Pauli matrix at time t_α . $\tilde{\sigma}_{i_\alpha}$ is extended to an observable associated with m times, $\bigotimes_{\alpha=1}^m \tilde{\sigma}_{i_\alpha}$ that has expectation value $\langle \{\tilde{\sigma}_{i_\alpha}\}_{\alpha=1}^m \rangle$. We shall return later to what measurement this expectation value corresponds to. The standard quantum density matrix is recovered if the Hilbert spaces for all but one time, say $t_{\alpha'}$ are traced out, i.e., $\rho_{\alpha'} = \text{Tr}_{\alpha \neq \alpha'} R_{1\dots m}$. The PDM is Hermitian with unit trace but may have negative eigenvalues.

The negative eigenvalues of the PDM appear in a measure of temporal entanglement known as a causal monotone $f(R)$ [11]. Analogously to the case of entanglement monotones [39], in general $f(R)$ is required to satisfying the following criteria:

- I) $f(R) \geq 0$,
- II) $f(R)$ is invariant under local change of basis,
- III) $f(R)$ is non-increasing under local operations, and
- IV) $\sum_i p_i f(R_i) \geq f(\sum p_i R_i)$.

The above criteria are satisfied by [11]:

$$f(R) := \|R\|_{tr} - 1 = \text{Tr} \sqrt{RR^\dagger} - 1. \quad (2)$$

If R has negativity, $f(R) > 0$. An intuition for why $f(R)$ serves as a sign of causal influence is that negative eigenvalues tell you that the PDM is associated with measurements at multiple times; in the case of a single time, there would be a standard density matrix with no negativity.

The PDM negativity $f(R)$ can thus be used to distinguish, at least in some cases, whether the PDM corresponds to two qubits at one time or one qubit at two times. This can be

viewed as a simple form of causal inference, raising the question of whether the inference involving two parties (of multiple qubits) at multiple times depicted in FIG. 1 can be undertaken in a similar manner. A key challenge in this direction is to find a closed-form expression for the PDM R , from which one can see whether $f(R) > 0$.

OUR RESULTS

We firstly derive a closed form for the PDM for m times and n qubits. This closed form enables us to construct a scheme for quantum causal inference which solely requires coarse-grained projective measurements as opposed to strong interventions like reset channels. We illustrate the method by applying it to two examples of causal inference.

Closed form for m -time n -qubit PDMs. We derive a closed-form expression for the PDM for n qubits and 2 times, before generalising the expression to m times.

Consider the PDM of n qubits undergoing a channel $\mathcal{M}_{2|1}$ between times t_1 and t_2 . In order to fully define the PDM of Eq. (1) it is necessary to further define how the Pauli expectation values $\langle \{\tilde{\sigma}_{i_\alpha}\}_{\alpha=1}^m \rangle$ are measured, since that choice impacts the states in between the measurements. We, importantly, choose *coarse-grained* projectors

$$\left\{ P_+^\alpha = \frac{\mathbb{1} + \tilde{\sigma}_{i_\alpha}}{2}, P_-^\alpha = \frac{\mathbb{1} - \tilde{\sigma}_{i_\alpha}}{2} \right\}, \quad (3)$$

where α in i_α labels the time of the measurement. The coarse-grained projectors, by inspection, correspond to a minimally invasive measurement for determining the expectation values $\langle \{\tilde{\sigma}_{i_\alpha}\}_{\alpha=1}^m \rangle$.

The closed form of the PDM that we shall derive employs the Choi-Jamiołkowski (CJ) matrix of the quantum channel $\mathcal{M}_{2|1}$, defined as [40, 41]

$$M_{12} := \sum_{i,j=0}^{2^n-1} |i\rangle \langle j|^T \otimes \mathcal{M}_{2|1}(|i\rangle \langle j|), \quad (4)$$

where the superscript T denotes the transpose. We show (see the Methods) that the 2-time n -qubit PDM, under coarse-grained measurements, can be written in a surprisingly neat form in terms of M_{12} .

Theorem 1. *Consider a system consisting of n qubits with the initial state ρ_1 . The coarse-grained measurements of Eq. (3) are applied at times t_1 and t_2 . The channel $\mathcal{M}_{2|1}$ with CJ matrix M_{12} is applied in-between the measurements. The n -qubit PDM can then be written as*

$$R_{12} = \frac{1}{2}(M_{12} \rho + \rho M_{12}), \quad (5)$$

where $\rho := \rho_1 \otimes \mathbb{1}_2$.

This extends an earlier known form for the single qubit case [32, 34].

We next stretch the argument to multiple times. Consider initially an n -qubit state ρ_1 measured at time t_1 , undergoing

the channel $\mathcal{M}_{2|1}$, measured at time t_2 , undergoing $\mathcal{M}_{3|2}$ and measured at time t_3 . The central objects to determine are the joint expectation values of the observables at three times. These can be written as

$$\begin{aligned} & \langle \tilde{\sigma}_{i_1}, \tilde{\sigma}_{i_2}, \tilde{\sigma}_{i_3} \rangle \\ &= \text{Tr}_{23} [M_{23} (P_+^2 \rho_2^{(\tilde{\sigma}_{i_1})} P_+^2 - P_-^2 \rho_2^{(\tilde{\sigma}_{i_1})} P_-^2) \otimes \tilde{\sigma}_{i_3}], \end{aligned} \quad (6)$$

where we denote the CJ matrices for channels $\mathcal{M}_{2|1}, \mathcal{M}_{3|2}$ by M_{12}, M_{23} respectively, and (see Methods)

$$\rho_2^{(\tilde{\sigma}_{i_1})} = \text{Tr}_1 [R_{12} \tilde{\sigma}_{i_1} \otimes \mathbb{1}_2]. \quad (7)$$

Eqs. (6) and (7) then together imply

$$\begin{aligned} & \langle \tilde{\sigma}_{i_1}, \tilde{\sigma}_{i_2}, \tilde{\sigma}_{i_3} \rangle \\ &= \frac{1}{2} \text{Tr} [(M_{23} R_{12} + R_{12} M_{23}) \tilde{\sigma}_{i_1} \otimes \tilde{\sigma}_{i_2} \otimes \tilde{\sigma}_{i_3}]. \end{aligned} \quad (8)$$

From Eq.(8), demanding that

$$R_{123} = \frac{1}{2} (R_{12} M_{23} + M_{23} R_{12}), \quad (9)$$

gives expectation values consistent with the PDM definition of Eq. (1). Then, since the expectation values *uniquely* determine the PDM, Eq. (9) must be the correct expression.

The above derivation can be directly generalized (see Methods) to the m -time n -qubit case.

Theorem 2. *The n -qubit PDM across m times is given by the following iterative expression*

$$R_{12\dots m} = \frac{1}{2} (R_{12\dots m-1} M_{m-1,m} + M_{m-1,m} R_{12\dots m-1}) \quad (10)$$

with the initial condition $R_{12} = \frac{1}{2} (\rho M_{12} + M_{12} \rho)$ where $M_{m-1,m}$ denotes the CJ matrix of the $(m-1)$ -th channel.

This iterative expression can be written in a (possibly long) closed form sum in a natural manner. We have thus extended a key tool in the PDM formalism from the cases of single qubits, two times or two qubits single time to the case of n qubits at m times for any n and m .

Relating PDM negativity to causal inference. We will now consider how the negativity or positivity of reduced (partially traced) PDMs relates to the causal structure.

There are several reduced PDMs to consider. The total PDM here is associated with a bipartite system AB consisting of n qubits across two times t_1, t_2 , as depicted in FIG. 1. The main reduced PDMs we shall employ to infer causation are $R_{A_1 B_2}, R_{B_1 A_2}$, where the letters denote the party and the subscripts the time. One can show (see methods) $R_{A_1 B_2} = \text{Tr}_{A_2 B_1} R_{A_1 B_1 A_2 B_2}, R_{B_1 A_2} = \text{Tr}_{B_2 A_1} R_{A_1 B_1 A_2 B_2}$.

Our approach to quantum causal inference is based on analyzing the causal strength measure f of Eq. (2), which measures the negativity of the PDM. The PDM is positive if there is no causal influence between the two parties [11]. However,

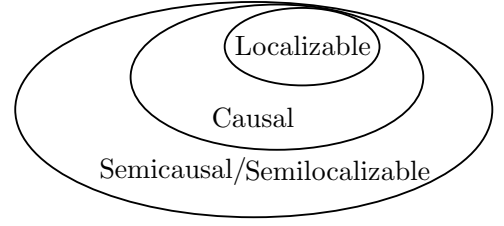


FIG. 2. **Channel relations.** Localizable channels are a strict subset of causal channels. Causal channels are a subset of semicausal channels. Semicausal channels are equivalent to semilocalizable channels.

for channels that permit causal influence, the PDM can still be positive, for properly chosen initial states (see the examples later).

We shall use certain definitions and results concerning quantum evolutions (channels) that help us distinguish whether causal influence is permitted. Those results concern so-called *semicausal* channels and special cases of semicausal channels, depicted in FIG. 2. In stating these results, we will borrow some of the terminologies from Refs. [42, 43]. *Semicausal channels* are those bipartite completely positive trace-preserving (CPTP) maps that do not allow one party to signal or influence the other. It was proved in Ref. [43] that semicausal channels are equivalent to *semilocalizable* channels. A bipartite channel \mathcal{P} is semilocalizable if and only if there exist channels $\mathcal{M}_{BC}, \mathcal{N}_{AC}$ such that $\mathcal{P} = \text{Tr}_C \mathcal{M}_{BC} \circ \mathcal{N}_{AC}$ or $\mathcal{P} = \text{Tr}_C \mathcal{N}_{AC} \circ \mathcal{M}_{BC}$. The circuit representation of $\mathcal{P} = \text{Tr}_C \mathcal{M}_{BC} \circ \mathcal{N}_{AC}$ is depicted in FIG. 3. A bipartite channel is called *causal* if it does not allow influences or signaling in either direction. A class of such channels is called *localizable* channels, which take the form $\mathcal{P} = \sum_i p_i \mathcal{P}_{A,i} \otimes \mathcal{P}_{B,i}$. In our causal inference scheme to distinguish between the causal structures of FIG. 1 one of the causal structures allowed is semicausal channels between A and B [43]. For example, as shown in FIG. 3, there may be a physical process \mathcal{P} on A and B across two times t_1, t_2 that can be decomposed into $\mathcal{M}_{BC} \circ \mathcal{N}_{AC}$ where A can influence B and the inverse is not true.

The following theorem plays a crucial role in the causal inference scheme we shall propose. The theorem concerns the case of semi-causal channels, i.e. of signalling in one direction only. It shows that, for semi-causal channels, a particular PDM will have no negativity regardless of the bipartite input state to the process.

Theorem 3 (null PDM negativity for semicausal channels). *If a quantum channel \mathcal{P} does not allow signaling from B to A , i.e., semicausal, then, for any state $\rho_{A_1 B_1}$ at time t_1 , the PDM $R_{B_1 A_2}$ is positive semidefinite and the PDM negativity $f(R_{B_1 A_2}) = 0$.*

This theorem is quite remarkable. It shows that if there is no causation from B_1 to A_2 , any initial correlations between A_1 and B_1 cannot make the PDM negativity $f(R_{B_1 A_2}) > 0$. In contrast, other measures ‘without intervention’ are impacted

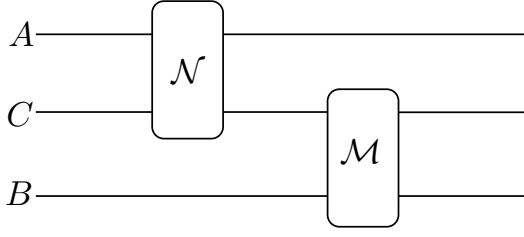


FIG. 3. **Semicausal channel.** Semicausal channels are equivalent to semilocalizable channels [43]. A channel acting on two parties A and B is called semilocalized if it can be decomposed into either $\mathcal{M}_{BC} \circ \mathcal{N}_{AC}$ or $\mathcal{N}_{AC} \circ \mathcal{M}_{BC}$ where C is an ancilla, as in the above circuit. One sees that in this example A can causally influence B while the inverse is not true.

by initial correlations [44]. Moreover, the theorem implies that *only* the existence of causal influence between B and A allows for $f(R_{B_1 A_2}) > 0$.

The following Corollary follows immediately from Theorem 3.

Corollary 1. *If a quantum channel \mathcal{P} does not allow signaling in both directions, i.e., is causal, then, for any state $\rho_{A_1 B_1}$ at time t_1 , the two PDMs $R_{B_1 A_2}$, $R_{A_1 B_2}$ are positive semidefinite and the PDM negativities $f(R_{B_1 A_2}) = f(R_{A_1 B_2}) = 0$.*

Protocol for Quantum causal inference via measurements alone. Our approach to quantum causal inference from the PDM $R_{A_1 B_1 A_2 B_2}$ involves two tasks, with the protocol for the second task making direct use of Theorem 3.

Task 1. Identify whether there is a common cause of $\rho_{A_2 B_2} = R_{A_2 B_2}$ (the possible presence of which is depicted via dashed ball in FIG. 1). This means determining whether there are correlations in $\rho_{A_1 B_1} = R_{A_1 B_1}$, as can be done by standard methods once $\rho_{A_1 B_1}$ is known. $\rho_{A_1 B_1}$, in turn, can be deduced from the total PDM R via $\rho_{A_1 B_1} = \text{Tr}_2 R_{A_1 B_1 A_2 B_2}$.

Task 2. Identify the cause-effect direction (the direction of the arrow between the white and red ball in FIG. 1). Once we have constructed the PDMs $R_{A_1 B_2}$, $R_{B_1 A_2}$, we calculate the PDM negativities $f(R_{A_1 B_2})$, $f(R_{B_1 A_2})$. Given Theorem 3 we can infer the cause-effect relation from these causal strengths. More specifically, there are three cases:

- case 1), $f(R_{A_1 B_2}) > 0$, $f(R_{B_1 A_2}) = 0$. Then the causal direction is $A \rightarrow B$;
- case 2), $f(R_{A_1 B_2}) = 0$, $f(R_{B_1 A_2}) > 0$. Then the causal direction is $A \leftarrow B$;
- case 3), $f(R_{A_1 B_2}) = 0$, $f(R_{B_1 A_2}) = 0$. Then we are not sure about the causal direction. Either there is no causal influence between the two parties, as demonstrated by the corollary to Theorem 3, or the channel permits causal influence, but the initial states are chosen in such a way that the PDMs $R_{A_1 B_2}$, $R_{B_1 A_2}$ are positive.

Example: consecutive swaps. We firstly illustrate the causal inference protocol with an example that is straightforward to calculate analytically. Suppose that the initial state $\rho_1 = |\Psi\rangle_{ABC} \langle\Psi|$ where $|\Psi\rangle_{ABC} = \frac{1}{\sqrt{2}}(|000\rangle + |111\rangle)$. This state, as shown in FIG. 3, undergoes swap channels $\mathcal{N}_{AC} = \text{swap}(A, C)$ and $\mathcal{M}_{BC} = \text{swap}(B, C)$. In the Pauli basis, the CJ matrix of the channel $\mathcal{M}_{BC} \circ \mathcal{N}_{AC}$ (Eq. (4)) can be written as

$$M = \frac{1}{2^3} \sum_{ijk=0}^3 \sigma_i \sigma_j \sigma_k \mathcal{M}_{BC} \circ \mathcal{N}_{AC}(\sigma_i \sigma_j \sigma_k), \quad (11)$$

where the tensor products ‘ \otimes ’ are implicit.

We assume the experimenter has undertaken measurements determining the PDM $R_{A_1 B_1 C_1 A_2 B_2 C_2}$. As suggested by Eq. (5), the PDM for the three systems is in fact

$$R_{A_1 B_1 C_1 A_2 B_2 C_2} = \frac{1}{2}(M\rho + \rho M). \quad (12)$$

Recall that $R_{A_1 B_2} = \text{Tr}_{B_1 C_1 A_2 C_2} R_{A_1 B_1 C_1 A_2 B_2 C_2}$ and $R_{B_1 A_2} = \text{Tr}_{A_1 C_1 B_2 C_2} R_{A_1 B_1 C_1 A_2 B_2 C_2}$. We obtain

$$R_{A_1 B_2} = \frac{1}{2} \begin{pmatrix} 1 & 0 & 0 & 0 \\ 0 & 0 & 1 & 0 \\ 0 & 1 & 0 & 0 \\ 0 & 0 & 0 & 1 \end{pmatrix}, \quad (13)$$

with eigenvalues $\{-\frac{1}{2}, \frac{1}{2}, \frac{1}{2}, \frac{1}{2}\}$. Moreover,

$$R_{B_1 A_2} = \frac{1}{2} \begin{pmatrix} 1 & 0 & 0 & 0 \\ 0 & 0 & 0 & 0 \\ 0 & 0 & 0 & 0 \\ 0 & 0 & 0 & 1 \end{pmatrix}, \quad (14)$$

with eigenvalues $\{\frac{1}{2}, \frac{1}{2}, 0, 0\}$. The PDM negativities $f(R_{A_1 B_2}) = 1 > 0$, $f(R_{B_1 A_2}) = 0$. Therefore, A has causal influence on B . Moreover, we saw that the initial state has correlation. Thus we have, from the total R , inferred that the causal structure is of type 5 in FIG. 1.

The example also illustrates how the protocol allows one to infer the causal relationship solely from correlations of coarse-grained quantum measurements. The protocol only requires R which is determined via correlations of quantum measurements that we chose to be coarse-grained. This contrasts with the reset interventions which are commonly employed in classical causal inference problems [2]. Quantum measurements do in general disturb the system, but much less so than resets, and moreover, our protocol only requires coarse-grained measurements.

Example: measure-and-prepare channel. We now consider an example, related to Ref. [23], that shows how our light-touch protocol can resolve the causal structure even for channels that do not preserve quantum coherence. Let systems A and B be single qubit systems and the end effect of the compound channel $\mathcal{M}_{BC} \circ \mathcal{N}_{AC}$ on the compound system AB be the channel that measures the system A and then prepares a state on system B . Denote $\mathcal{L}_{A \rightarrow B}$ by the effective channel on AB . We demand that the action of $\mathcal{L}_{A \rightarrow B}$ on the state is

$\mathcal{L}_{A \rightarrow B}(\rho_A) = \langle 0 | \rho_A | 0 \rangle | 0 \rangle_B \langle 0 | + \langle 1 | \rho_A | 1 \rangle | 1 \rangle_B \langle 1 |$. Therefore, the CJ matrix of \mathcal{L} in the Pauli basis is

$$M_{A_1 B_2} = \frac{1}{2} \sum_{i=0}^3 \sigma_i \otimes \mathcal{L}(\sigma_i) = \frac{1}{2} (\sigma_0 \otimes \sigma_0 + \sigma_3 \otimes \sigma_3). \quad (15)$$

Substituting Eq. (15) into Eq. (5), the PDM

$$R_{A_1 B_2} = \left(\frac{1}{2} \rho_{A_1} + \frac{1}{4} \sigma_3 + \frac{z}{4} \sigma_0 \right) \otimes |0\rangle \langle 0| + \left(\frac{1}{2} \rho_{A_1} - \frac{1}{4} \sigma_3 - \frac{z}{4} \sigma_0 \right) \otimes |1\rangle \langle 1|, \quad (16)$$

where $z := \text{Tr}(\rho_{A_1} \sigma_3)$. The eigenvalues of $\rho_{A_1} + \frac{1}{2} \sigma_3 + \frac{z}{2} \mathbb{1}$ are $\frac{1}{2}(1 + z \pm \sqrt{(1+z)^2 + x^2 + y^2})$ with $x := \text{Tr}(\rho_{A_1} \sigma_1)$, $y := \text{Tr}(\rho_{A_1} \sigma_2)$. Thus, the PDM is negative exactly when $x^2 + y^2 > 0$, i.e., when the initial state ρ_{A_1} is coherent in the Pauli- z basis. Then, for example, when the PDM $R_{A_1 B_2}$ is negative the causal direction is from A to B (case 1 or 5 in FIG. 1). The initial state would determine the exact causal relation.

The above example highlights how our scheme can resolve the causal structure solely from observational data in a decoherent channel. This goes beyond the observational scheme in Ref. [23] and suggests that coherence in the channel is not required for the apparent quantum advantage in resolving causal relations, but rather coherence in the initial state.

Summary and outlook

We showed that quantum observations alone are sufficient to resolve causal relations for the case of bipartite quantum systems with measurements at two times. We showed this by, firstly, deriving a closed-form expression for the space-time pseudo-density matrix associated with many times and qubits. This matrix can be determined by coarse-grained quantum observations alone. We showed that from this matrix one can infer the causal structure via the sign of a causal monotone function. The scheme thus amounts to an extremely light-touch quantum causal inference protocol. The protocol shows how in the quantum case, for any bipartite system, one can in fact, in opposition to the slogan ‘correlation does not im-

ply causation’ infer causal relationships from correlations between measurement outcomes, provided these are at several times. Our results suggest that the quantum advantage in inferring causal structures lies in the coherence present in the initial state.

Is it possible to go even further in the direction of light-touch quantum causal inference? Can more general measurements (with associated state update rules) achieve the above quantum inference with an even lighter touch? Perhaps collections of ‘causal witnesses’ [45], analogous to entanglement witnesses, with light touch may be possible to create. Since our analytical results are centered around the Choi-Jamiołkowski isomorphism, there is also the question of whether these results could have been derived in other formalisms based around that isomorphism, including the process matrix formalism [9, 17], quantum combs [15] and the framework of Refs. [18, 23]. Finally, what does it tell us about quantum theory that such light-touch interventions are sufficient to determine the causal structure, apparently in sharp contrast to the classical case? Answering these and related questions could lead to new insights into the functioning of complex quantum systems and improve our understanding of the underlying mechanisms at play.

Acknowledgements. We thank Dong Yang, Daniel Ebler, Caslav Brukner and Giulio Chiribella for discussions. XL and OD acknowledge support from the National Natural Science Foundation of China (Grants No. 12050410246, No. 1200509, No. 12050410245) and City University of Hong Kong (Project No. 9610623). YQ is supported by the National Research Foundation, Singapore and A*STAR under its CQT Bridging Grant. This publication was made possible in part through the support of the ID 61466 grant from the John Templeton Foundation, as part of the The Quantum Information Structure of Spacetime (QISS) Project (qiss.fr). The opinions expressed in this publication are those of the authors and do not necessarily reflect the views of the John Templeton Foundation. This research is also funded in part by the Gordon and Betty Moore Foundation through Grant GBMF10604 to VV.

Author contributions. X.L. conceived the idea and derived the main results. All authors participated in the discussions and wrote the manuscript.

Data and code availability statement. No data or code has been generated in this work.

-
- [1] H. Reichenbach, *The direction of time*, Vol. 65 (Univ of California Press, 1956).
 - [2] J. Pearl, *Causality* (Cambridge university press, 2009).
 - [3] A. Balke and J. Pearl, Bounds on treatment effects from studies with imperfect compliance, *Journal of the American Statistical Association* **92**, 1171 (1997).
 - [4] M. Proserpi, Y. Guo, M. Sperrin, J. S. Koopman, J. S. Min, X. He, S. Rich, M. Wang, I. E. Buchan, and J. Bian, Causal inference and counterfactual prediction in machine learning for actionable healthcare, *Nature Machine Intelligence* **2**, 369 (2020).
 - [5] J. Peters, D. Janzing, and B. Schölkopf, *Elements of causal inference: foundations and learning algorithms* (The MIT Press, 2017).
 - [6] A. Feder, K. A. Keith, E. Manzoor, R. Pryzant, D. Sridhar, Z. Wood-Doughty, J. Eisenstein, J. Grimmer, R. Reichart, M. E. Roberts, *et al.*, Causal inference in natural language processing: Estimation, prediction, interpretation and beyond, *Transactions of the Association for Computational Linguistics* **10**, 1138 (2022).
 - [7] J. D. Angrist, G. W. Imbens, and D. B. Rubin, Identification of causal effects using instrumental variables, *Journal of the American statistical Association* **91**, 444 (1996).
 - [8] S. Greenland, An introduction to instrumental variables for epi-

- demologists, *International journal of epidemiology* **29**, 722 (2000).
- [9] O. Oreshkov, F. Costa, and Č. Brukner, Quantum correlations with no causal order, *Nature communications* **3**, 1 (2012).
 - [10] Č. Brukner, Quantum causality, *Nature Physics* **10**, 259 (2014).
 - [11] J. F. Fitzsimons, J. A. Jones, and V. Vedral, Quantum correlations which imply causation, *Scientific reports* **5**, 1 (2015).
 - [12] J. Barrett, R. Lorenz, and O. Oreshkov, Cyclic quantum causal models, *Nature communications* **12**, 1 (2021).
 - [13] J. Barrett, R. Lorenz, and O. Oreshkov, Quantum causal models, *arXiv preprint arXiv:1906.10726* (2019).
 - [14] L. Hardy, Probability theories with dynamic causal structure: a new framework for quantum gravity, *arXiv preprint gr-qc/0509120* (2005).
 - [15] G. Chiribella, G. M. D'Ariano, and P. Perinotti, Theoretical framework for quantum networks, *Physical Review A* **80**, 022339 (2009).
 - [16] S. Milz, J. Bavaresco, and G. Chiribella, Resource theory of causal connection, *Quantum* **6**, 788 (2022).
 - [17] F. Costa and S. Shrapnel, Quantum causal modelling, *New Journal of Physics* **18**, 063032 (2016).
 - [18] J.-M. A. Allen, J. Barrett, D. C. Horsman, C. M. Lee, and R. W. Spekkens, Quantum common causes and quantum causal models, *Physical Review X* **7**, 031021 (2017).
 - [19] Y. Aharonov, S. Popescu, J. Tollaksen, and L. Vaidman, Multiple-time states and multiple-time measurements in quantum mechanics, *Phys. Rev. A* **79**, 052110 (2009).
 - [20] X. Liu, D. Ebler, and O. Dahlsten, Thermodynamics of quantum switch information capacity activation, *Physical Review Letters* **129**, 230604 (2022).
 - [21] E. Wolfe, A. Pozas-Kerstjens, M. Grinberg, D. Rosset, A. Acín, and M. Navascués, Quantum inflation: A general approach to quantum causal compatibility, *Physical Review X* **11**, 021043 (2021).
 - [22] E. Wolfe, D. Schmid, A. B. Sainz, R. Kunjwal, and R. W. Spekkens, Quantifying bell: The resource theory of nonclassicality of common-cause boxes, *Quantum* **4**, 280 (2020).
 - [23] K. Ried, M. Agnew, L. Vermeyden, D. Janzing, R. W. Spekkens, and K. J. Resch, A quantum advantage for inferring causal structure, *Nature Physics* **11**, 414 (2015).
 - [24] G. Bai, Y.-D. Wu, Y. Zhu, M. Hayashi, and G. Chiribella, Quantum causal unravelling, *npj Quantum Information* **8**, 69 (2022).
 - [25] G. Chiribella and D. Ebler, Quantum speedup in the identification of cause–effect relations, *Nature communications* **10**, 1 (2019).
 - [26] J.-P. W. MacLean, K. Ried, R. W. Spekkens, and K. J. Resch, Quantum-coherent mixtures of causal relations, *Nature communications* **8**, 1 (2017).
 - [27] R. Chaves, G. Carvacho, I. Agresti, V. Di Giulio, L. Aolita, S. Giacomini, and F. Sciarrino, Quantum violation of an instrumental test, *Nature Physics* **14**, 291 (2018).
 - [28] I. Agresti, D. Poderini, B. Polacchi, N. Miklin, M. Gachechiladze, A. Suprano, E. Polino, G. Milani, G. Carvacho, R. Chaves, *et al.*, Experimental test of quantum causal influences, *Science advances* **8**, eabm1515 (2022).
 - [29] M. Gachechiladze, N. Miklin, and R. Chaves, Quantifying causal influences in the presence of a quantum common cause, *Physical Review Letters* **125**, 230401 (2020).
 - [30] R. Nery, M. Taddei, R. Chaves, and L. Aolita, Quantum steering beyond instrumental causal networks, *Physical review letters* **120**, 140408 (2018).
 - [31] I. Agresti, D. Poderini, L. Guerini, M. Mancusi, G. Carvacho, L. Aolita, D. Cavalcanti, R. Chaves, and F. Sciarrino, Experimental device-independent certified randomness generation with an instrumental causal structure, *Communications Physics* **3**, 1 (2020).
 - [32] D. Horsman, C. Heunen, M. F. Pusey, J. Barrett, and R. W. Spekkens, Can a quantum state over time resemble a quantum state at a single time?, *Proceedings of the Royal Society A: Mathematical, Physical and Engineering Sciences* **473**, 20170395 (2017).
 - [33] C. Marletto, V. Vedral, S. Virzì, A. Avella, F. Piacentini, M. Gramegna, I. P. Degiovanni, and M. Genovese, Temporal teleportation with pseudo-density operators: How dynamics emerges from temporal entanglement, *Science Advances* **7**, eabe4742 (2021).
 - [34] Z. Zhao, R. Pisarczyk, J. Thompson, M. Gu, V. Vedral, and J. F. Fitzsimons, Geometry of quantum correlations in space-time, *Physical Review A* **98**, 052312 (2018).
 - [35] C. Marletto, V. Vedral, S. Virzì, E. Rebufello, A. Avella, F. Piacentini, M. Gramegna, I. P. Degiovanni, and M. Genovese, Theoretical description and experimental simulation of quantum entanglement near open time-like curves via pseudo-density operators, *Nature communications* **10**, 1 (2019).
 - [36] T. Zhang, O. Dahlsten, and V. Vedral, Different instances of time as different quantum modes: quantum states across space-time for continuous variables, *New Journal of Physics* **22**, 023029 (2020).
 - [37] T. Zhang, O. Dahlsten, and V. Vedral, Quantum correlations in time, *arXiv preprint arXiv:2002.10448* (2020).
 - [38] R. Pisarczyk, Z. Zhao, Y. Ouyang, V. Vedral, and J. F. Fitzsimons, Causal limit on quantum communication, *Physical review letters* **123**, 150502 (2019).
 - [39] G. Vidal, Entanglement monotones, *Journal of Modern Optics* **47**, 355 (2000).
 - [40] M.-D. Choi, Completely positive linear maps on complex matrices, *Linear algebra and its applications* **10**, 285 (1975).
 - [41] A. Jamiolkowski, Linear transformations which preserve trace and positive semidefiniteness of operators, *Reports on Mathematical Physics* **3**, 275 (1972).
 - [42] D. Beckman, D. Gottesman, M. A. Nielsen, and J. Preskill, Causal and localizable quantum operations, *Physical Review A* **64**, 052309 (2001).
 - [43] T. Eggeling, D. Schlingemann, and R. F. Werner, Semicausal operations are semilocalizable, *EPL (Europhysics Letters)* **57**, 782 (2002).
 - [44] D. Janzing, D. Balduzzi, M. Grosse-Wentrup, and B. Schölkopf, Quantifying causal influences, *The Annals of Statistics* **41**, 2324 (2013).
 - [45] M. Araújo, C. Branciard, F. Costa, A. Feix, C. Giarmatzi, and Č. Brukner, Witnessing causal nonseparability, *New Journal of Physics* **17**, 102001 (2015).

Methods

Measurement scheme. Let us take a two-qubit system to illustrate our design of measurement events. At initial time t_1 , we implement the observable $\sigma_{i_1}^A \otimes \sigma_{j_1}^B$. This observable can be decomposed into linear combinations of projectors in several ways. For example,

$$\sigma_{i_1} \otimes \sigma_{j_1} = P_1 + P_2 - P_3 - P_4 = (P_1 + P_2) - (P_3 + P_4), \quad (17)$$

where

$$\begin{aligned} P_1 &:= \frac{1}{4}(\mathbb{1} + \sigma_{i_1}) \otimes (\mathbb{1} + \sigma_j), P_2 := \frac{1}{4}(\mathbb{1} - \sigma_i) \otimes (\mathbb{1} - \sigma_j), \\ P_3 &:= \frac{1}{4}(\mathbb{1} + \sigma_i) \otimes (\mathbb{1} - \sigma_j), P_4 := \frac{1}{4}(\mathbb{1} - \sigma_i) \otimes (\mathbb{1} + \sigma_j), \end{aligned} \quad (18)$$

are the elements of the projective measurement. It can also be decomposed in terms of the Bell basis

$$\sigma_i \otimes \sigma_j = \tilde{P}_1 + \tilde{P}_2 - \tilde{P}_3 - \tilde{P}_4 = (\tilde{P}_1 + \tilde{P}_2) - (\tilde{P}_3 + \tilde{P}_4), \quad (19)$$

where

$$\begin{aligned} \tilde{P}_1 &:= \frac{1}{4}U(\mathbb{1} \otimes \mathbb{1} + \sigma_1 \otimes \sigma_1 - \sigma_2 \otimes \sigma_2 + \sigma_3 \otimes \sigma_3)U^\dagger, \tilde{P}_2 := \frac{1}{4}U(\mathbb{1} \otimes \mathbb{1} + \sigma_1 \otimes \sigma_1 + \sigma_2 \otimes \sigma_2 - \sigma_3 \otimes \sigma_3)U^\dagger, \\ \tilde{P}_3 &:= \frac{1}{4}U(\mathbb{1} \otimes \mathbb{1} - \sigma_1 \otimes \sigma_1 + \sigma_2 \otimes \sigma_2 + \sigma_3 \otimes \sigma_3)U^\dagger, \tilde{P}_4 := \frac{1}{4}U(\mathbb{1} \otimes \mathbb{1} - \sigma_1 \otimes \sigma_1 - \sigma_2 \otimes \sigma_2 - \sigma_3 \otimes \sigma_3)U^\dagger, \end{aligned} \quad (20)$$

are elements of the Bell measurement with the unitary U satisfying $U\sigma_1 \otimes \sigma_1 U^\dagger = \sigma_i \otimes \sigma_j$.

One can show

$$P_1 + P_2 = \tilde{P}_1 + \tilde{P}_2 =: P_+, \quad (21)$$

and

$$P_3 + P_4 = \tilde{P}_3 + \tilde{P}_4 =: P_-. \quad (22)$$

We shall define the PDM in terms of the corresponding coarse-grained measurement

$$\left\{ P_+ := \frac{\mathbb{1} \otimes \mathbb{1} + \sigma_i \otimes \sigma_j}{2}, P_- := \frac{\mathbb{1} \otimes \mathbb{1} - \sigma_i \otimes \sigma_j}{2} \right\}.$$

The 2-time n -qubit PDM. Having the quantum state ρ_1 at time t_1 , the measurement $\{P_+^\alpha, P_-^\alpha\}$ at each time $t_\alpha, \alpha = 1, 2$, and the quantum channel $\mathcal{M}_{2|1}$ with its CJ matrix M_{12} , we are in a good position to obtain the 2-time n -qubit PDM. Recall that the general form of n -qubit PDM across two times $[t_1, t_2]$ is given by

$$R_{12} = \frac{1}{2^{2n}} \sum_{i_1=0}^{4^n-1} \sum_{i_2=0}^{4^n-1} \langle \tilde{\sigma}_{i_1}, \tilde{\sigma}_{i_2} \rangle \tilde{\sigma}_{i_1} \otimes \tilde{\sigma}_{i_2}. \quad (23)$$

Therefore, in order to construct the PDM, it is necessary to calculate the expectation values of the product of the result of the measurements, i.e., $\langle \tilde{\sigma}_{i_1}, \tilde{\sigma}_{i_2} \rangle$. According to the definition of the PDM, the initial state collapse to the eigenstates of the n -qubit Pauli matrix $\tilde{\sigma}_{i_1}$ after the measurement at time t_1 . Then the post-measurement states go through the channel followed by a measurement at time t_2 . Denote $\{P_+^\alpha = (\mathbb{1} + \tilde{\sigma}_{i_\alpha})/2, P_-^\alpha = (\mathbb{1} - \tilde{\sigma}_{i_\alpha})/2\}$ by the coarse-grained measurement scheme at time $t_\alpha, \alpha = 1, 2$, the product of expectation values can be expressed by

$$\langle \tilde{\sigma}_{i_1}, \tilde{\sigma}_{i_2} \rangle = \text{Tr}[M_{12}(P_+^1 \rho_1 P_+^1 \otimes \tilde{\sigma}_{i_2})] - \text{Tr}[M_{12}(P_-^1 \rho_1 P_-^1 \otimes \tilde{\sigma}_{i_2})], \quad (24)$$

It is straightforward to calculate that

$$P_+^1 \rho_1 P_+^1 - P_-^1 \rho_1 P_-^1 = \frac{\mathbb{1} + \tilde{\sigma}_{i_1}}{2} \rho_1 \frac{\mathbb{1} + \tilde{\sigma}_{i_1}}{2} - \frac{\mathbb{1} - \tilde{\sigma}_{i_1}}{2} \rho_1 \frac{\mathbb{1} - \tilde{\sigma}_{i_1}}{2} = \frac{1}{2}(\rho_1 \tilde{\sigma}_{i_1} + \tilde{\sigma}_{i_1} \rho_1). \quad (25)$$

Substituting Eq (25) into Eq (24) leads to

$$\begin{aligned}
\langle \tilde{\sigma}_{i_1}, \tilde{\sigma}_{i_2} \rangle &= \text{Tr} \left[\frac{1}{2} M_{12} (\rho_1 \tilde{\sigma}_{i_1} + \tilde{\sigma}_{i_1} \rho_1) \otimes \tilde{\sigma}_{i_2} \right] \\
&= \text{Tr} \left[\frac{1}{2} (M_{12} \rho_1 \otimes \mathbb{1}_2 + \rho_1 \otimes \mathbb{1}_2 M_{12}) \tilde{\sigma}_{i_1} \otimes \tilde{\sigma}_{i_2} \right] \\
&\equiv \text{Tr} [R_{12} \tilde{\sigma}_{i_1} \otimes \tilde{\sigma}_{i_2}].
\end{aligned} \tag{26}$$

where the cyclic property of the trace is used in the second equality. Finally, the two-qubit PDM is expressed by

$$R_{12} = \frac{1}{2} (M \rho + \rho M). \tag{27}$$

where $\rho := \rho_1 \otimes \mathbb{1}_2$.

In the following, we verify that the PDM given by Eq. (27) returns to the normal density matrix when there is one time point left.

- 1) Tracing out the final time t_2 , the PDM returns to the initial state,

$$\text{Tr}_2 R_{12} = \frac{1}{2} \text{Tr}_2 (M_{12} \rho + \rho M_{12}) = \rho_1, \tag{28}$$

where $\text{Tr}_2 M_{12} = \mathbb{1}_1$ is used in the second equality,

- 2) Tracing out the initial time t_1 , the PDM returns to the output state,

$$\text{Tr}_1 R_{12} = \frac{1}{2} \text{Tr}_1 (M_{12} \rho + \rho M_{12}) = \text{Tr}_1 M_{12} \rho_1 \otimes \mathbb{1}_2 = \mathcal{M}_{2|1}(\rho_1), \tag{29}$$

where the cyclic property of the trace is used in the second equality.

The m -time n -qubit PDM. In this section, we extend the n -qubit PDM formalism to across m times. To do that we first consider an n -qubit state ρ at time t_1 that undergoes the channel $\mathcal{M}_{2|1}$, arrives at time t_2 , then experiences channel $\mathcal{M}_{3|2}$ and arrives at time t_3 . Denote the CJ matrices for channels $\mathcal{M}_{2|1}, \mathcal{M}_{3|2}$ by M_{12}, M_{23} respectively. The tensor product ' \otimes ' is sometimes omitted when there is no confusion.

We first recall that the two-time n -qubit PDM takes the form

$$R_{12} = \frac{1}{2} (M_{12} \rho + \rho M_{12}). \tag{30}$$

We now proceed to derive a closed form of the 3-time n -qubit PDM. To do that, it is sufficient to calculate the expectation values of measurement events. Consider measurement events at time t_1, t_2, t_3 are $\{\tilde{\sigma}_{i_1}\}, \{\tilde{\sigma}_{i_2}\}, \{\tilde{\sigma}_{i_3}\}$, respectively. The initial state ρ_1 first collapses to the eigenstates of operator $\tilde{\sigma}_{i_1}$ then goes into the channel $\mathcal{M}_{2|1}$. The central quantity we wish to evaluate is $\langle \tilde{\sigma}_{i_1}, \tilde{\sigma}_{i_2}, \tilde{\sigma}_{i_3} \rangle$.

Our expression for $\langle \tilde{\sigma}_{i_1}, \tilde{\sigma}_{i_2}, \tilde{\sigma}_{i_3} \rangle$ will turn out to involve a matrix $\rho_2^{(\tilde{\sigma}_{i_1})}$. We now derive a simplified expression for $\rho_2^{(\tilde{\sigma}_{i_1})}$, which we shall use later.

$$\begin{aligned}
\rho_2^{(\tilde{\sigma}_{i_1})} &:= \text{Tr}_1 \left[\frac{1}{2} (M_{12} P_+^1 \rho_1 P_+^1 + P_+^1 \rho_1 P_+^1 M_{12}) \right] - \text{Tr}_1 \left[\frac{1}{2} (M_{12} P_-^1 \rho_1 P_-^1 + P_-^1 \rho_1 P_-^1 M_{12}) \right] \\
&= \text{Tr}_1 \left[\frac{1}{2} M_{12} (P_+^1 \rho_1 P_+^1 - P_-^1 \rho_1 P_-^1) \right] + \text{Tr}_1 \left[\frac{1}{2} (P_+^1 \rho_1 P_+^1 - P_-^1 \rho_1 P_-^1) M_{12} \right] \\
&= \text{Tr}_1 \left[\frac{1}{4} M_{12} (\rho_1 \tilde{\sigma}_{i_1} + \tilde{\sigma}_{i_1} \rho_1) \right] + \text{Tr}_1 \left[\frac{1}{4} (\rho_1 \tilde{\sigma}_{i_1} + \tilde{\sigma}_{i_1} \rho_1) M_{12} \right] \\
&= \text{Tr}_1 \left[\frac{1}{2} (M_{12} \rho_1 + \rho_1 M_{12}) \tilde{\sigma}_{i_1} \right] \\
&= \text{Tr}_1 [R_{12} \tilde{\sigma}_{i_1}],
\end{aligned} \tag{31}$$

where the identity operators $\mathbb{1}_2$ at time t_2 are ignored throughout the calculation, Eq. (25) is used in the third equality and the cyclic property of the trace is used in the fourth equality. Then, the expectation value of the product of measurement outcomes

at three time points is given by

$$\begin{aligned}
& \langle \tilde{\sigma}_{i_1}, \tilde{\sigma}_{i_2}, \tilde{\sigma}_{i_3} \rangle \\
&= \text{Tr}_{23} [M_{23} (P_+^2 \rho_2^{(\tilde{\sigma}_{i_1})} P_+^2 - P_-^2 \rho_2^{(\tilde{\sigma}_{i_1})} P_-^2) \otimes \tilde{\sigma}_{i_3}] \\
&= \frac{1}{2} \text{Tr}_{23} [M_{23} ((\text{Tr}_1 R_{12} \tilde{\sigma}_{i_1}) \sigma_{i_2} + \tilde{\sigma}_{i_2} (\text{Tr}_1 R_{12} \tilde{\sigma}_{i_1})) \otimes \tilde{\sigma}_{i_3}] \\
&= \frac{1}{2} \text{Tr}_{123} [M_{23} (R_{12} \tilde{\sigma}_{i_1}) \tilde{\sigma}_{i_2} + (R_{12} \tilde{\sigma}_{i_1} M_{23}) \tilde{\sigma}_{i_2}) \otimes \tilde{\sigma}_{i_3}] \\
&= \frac{1}{2} \text{Tr} [(M_{23} R_{12} + R_{12} M_{23}) \tilde{\sigma}_{i_1} \otimes \tilde{\sigma}_{i_2} \otimes \tilde{\sigma}_{i_3}], \tag{32}
\end{aligned}$$

where Eq. (25) and Eq. (31) are used in the second equality and the cyclic property of the trace is used in the third equality. Thus, we have the n -qubit PDM across 3 times as

$$R_{123} = \frac{1}{2} (R_{12} M_{23} + M_{23} R_{12}). \tag{33}$$

Let us assume that we have the $(m-1)$ -time n -qubit PDM $R_{12, \dots, m-1}$. We then consider m events $\{\tilde{\sigma}_{i_1}, \tilde{\sigma}_{i_2}, \dots, \tilde{\sigma}_{i_m}\}$ and the channel $\mathcal{M}_{i+1|i}$ between time interval $[t_i, t_{i+1}]$, $i \in \{1, 2, 3, \dots, m-1\}$ with the corresponding CJ matrix $M_{i, i+1}$. Similarly, the matrix $\rho_{m-1}^{(\vec{\sigma})}$ just before measurement made at time t_{m-1} can be written as

$$\rho_{m-1}^{(\vec{\sigma})} = \text{Tr}_{12, \dots, m-2} [R_{12, \dots, m-1} \tilde{\sigma}_{i_1} \tilde{\sigma}_{i_2} \dots \tilde{\sigma}_{i_{m-2}}]. \tag{34}$$

The expectation value of the product of measurement outcomes at those time points is given by

$$\begin{aligned}
& \langle \tilde{\sigma}_{i_1}, \tilde{\sigma}_{i_2}, \dots, \tilde{\sigma}_{i_m} \rangle \\
&= \text{Tr}_{m-1, m} \left(M_{m-1, m} \left(P_+^{m-1} \rho_{m-1}^{(\vec{\sigma})} P_+^{m-1} - P_-^{m-1} \rho_{m-1}^{(\vec{\sigma})} P_-^{m-1} \right) \tilde{\sigma}_{i_m} \right) \\
&= \frac{1}{2} \text{Tr}_{m-1, m} \left(M_{m-1, m} \left((\text{Tr}_{12, \dots, m-2} R_{12, \dots, m-1} \tilde{\sigma}_{i_1} \tilde{\sigma}_{i_2}, \dots, \tilde{\sigma}_{i_{m-2}}) \tilde{\sigma}_{i_{m-1}} + \tilde{\sigma}_{i_{m-1}} (\text{Tr}_{12, \dots, m-2} R_{12, \dots, m-1} \tilde{\sigma}_{i_1} \tilde{\sigma}_{i_2}, \dots, \tilde{\sigma}_{i_{m-2}}) \right) \tilde{\sigma}_{i_m} \right) \\
&= \frac{1}{2} \text{Tr}_{12, \dots, m} \left(M_{m-1, m} (R_{12, \dots, m-1} \tilde{\sigma}_{i_1} \tilde{\sigma}_{i_2}, \dots, \tilde{\sigma}_{i_{m-2}}) \tilde{\sigma}_{i_{m-1}} + (R_{12, \dots, m-1} \tilde{\sigma}_{i_1} \tilde{\sigma}_{i_2}, \dots, \tilde{\sigma}_{i_{m-2}}) M_{m-1, m} \tilde{\sigma}_{i_{m-1}} \right) \tilde{\sigma}_{i_m} \\
&= \frac{1}{2} \text{Tr}_{12, \dots, m} \left((M_{m-1, m} R_{12, \dots, m-1} + R_{12, \dots, m-1} M_{m-1, m}) \tilde{\sigma}_{i_1} \tilde{\sigma}_{i_2} \dots \tilde{\sigma}_{i_m} \right), \tag{35}
\end{aligned}$$

Thus, we have $R_{12 \dots m} = \frac{1}{2} (R_{12 \dots m-1} M_{m-1, m} + M_{m-1, m} R_{12 \dots m-1})$.

In summary, the n -qubit PDM across m times is given by the following iterative expression

$$R_{12 \dots m} = \frac{1}{2} (R_{12 \dots m-1} M_{m-1, m} + M_{m-1, m} R_{12 \dots m-1}) \tag{36}$$

with the initial condition $R_{12} = \frac{1}{2} (\rho M_{12} + M_{12} \rho)$, $M_{m-1, m}$ denotes the CJ matrix of the $(m-1)$ th channel.

Partial trace. Given a pseudo-density matrix $R_{A_1 B_1 A_2 B_2}$ defined over two sets of events $A_1 B_1$ and $A_2 B_2$ and a pseudo-density matrix $R_{A_1 B_2}$ constructed from the sets of events A_1 and B_2 , one can show that the latter can be obtained from $R_{A_1 B_1 A_2 B_2}$ by tracing over the subsystem corresponding to $B_1 A_2$, i.e., $R_{A_1 B_2} = \text{Tr}_{A_2 B_1} R_{A_1 B_1 A_2 B_2}$.

Proof. For the simplicity of the notations, we give a proof to the two-time two-qubit PDM case, it can be directly generalized to the m -time n -qubit PDM case. In the following calculation, the tensor product ' \otimes ' is omitted when there is no confusion.

From the definition of pseudo-density matrix, we have

$$R_{A_1 B_2} = \frac{1}{4} \sum_{i=0}^3 \sum_{j=0}^3 \langle \sigma_i^{A_1}, \sigma_j^{B_2} \rangle \sigma_i^{A_1} \sigma_j^{B_2}, \tag{37}$$

and

$$R_{A_1 B_1 A_2 B_2} = \frac{1}{24} \sum_{i, j, k, l=0}^3 \langle \sigma_i^{A_1} \sigma_j^{B_1}, \sigma_k^{A_2} \sigma_l^{B_2} \rangle \sigma_i^{A_1} \sigma_j^{B_1} \sigma_k^{A_2} \sigma_l^{B_2}. \tag{38}$$

It is then straightforward to calculate

$$\begin{aligned}
& \text{Tr}_{B_1 A_2} R_{A_1 B_1 A_2 B_2} \\
&= \text{Tr}_{B_1 A_2} \left[\frac{1}{2^4} \sum_{i,j,k,l=0}^3 \langle \sigma_i^{A_1} \sigma_j^{B_1}, \sigma_k^{A_2} \sigma_l^{B_2} \rangle \sigma_i^{A_1} \sigma_j^{B_1} \sigma_k^{A_2} \sigma_l^{B_2} \right] \\
&= \frac{1}{2^4} \sum_{i,j,k,l=0}^3 \text{Tr}_{B_1 A_2} (\sigma_j^{B_1} \sigma_k^{A_2}) \langle \sigma_i^{A_1} \sigma_j^{B_1}, \sigma_k^{A_2} \sigma_l^{B_2} \rangle \sigma_i^{A_1} \sigma_l^{B_2} \\
&= \frac{1}{2^2} \sum_{i,j=0}^3 \langle \sigma_i^{A_1} \sigma_0^{B_1}, \sigma_0^{A_2} \sigma_j^{B_2} \rangle \sigma_i^{A_1} \sigma_l^{B_2} \\
&= R_{A_1 B_2}.
\end{aligned} \tag{39}$$

This completes the proof. \square

Proof of Theorem 3.

Theorem 3. *If a quantum channel \mathcal{P} does not allow signaling from B to A , i.e., semicausal, then, for any state $\rho_{A_1 B_1}$ at time t_1 , the PDM $R_{B_1 A_2}$ is positive semidefinite and the PDM negativity $f(R_{B_1 A_2}) = 0$.*

Proof. A channel $\mathcal{P} : \mathcal{B}(\mathcal{H}_{A_1 B_1}) \rightarrow \mathcal{B}(\mathcal{H}_{A_2 B_2})$ is called semicausal [43], if,

$$\text{Tr}_{B_2} \mathcal{P}(\rho_{A_1 B_1}) = \mathcal{T}(\rho_{A_1}), \tag{40}$$

for all input states $\rho_{A_1 B_1}$ and for some completely positive maps $\mathcal{T} : \mathcal{B}(\mathcal{H}_{A_1}) \rightarrow \mathcal{B}(\mathcal{H}_{A_2})$.

For the simplicity of the notations, we give a proof to the two-qubit PDM case, it can be directly generalized to the n -qubit PDM case. In the Pauli basis, the CJ matrix of channel \mathcal{P} is

$$M = \sum_{i,j=0}^{2^2-1} |i\rangle \langle j|^T \otimes \mathcal{P}(|i\rangle \langle j|) = \frac{1}{2^2} \sum_{i,j=0}^3 \sigma_i^{A_1} \sigma_j^{B_1} \mathcal{P}(\sigma_i^{A_1} \sigma_j^{B_1}). \tag{41}$$

where the tensor products ' \otimes ' are omitted. The PDM can be calculated as

$$\begin{aligned}
R_{B_1 A_2} &= \text{Tr}_{A_1 B_2} R_{A_1 B_1 A_2 B_2} \\
&= \frac{1}{2} \text{Tr}_{A_1 B_2} [M \rho_{A_1 B_1} + \rho_{A_1 B_1} M] \\
&= \frac{1}{8} \text{Tr}_{A_1 B_2} \sum_{i,j=0}^3 \{ \rho_{A_1 B_1}, \sigma_i^{A_1} \sigma_j^{B_1} \} \mathcal{P}(\sigma_i^{A_1} \sigma_j^{B_1}) \\
&= \frac{1}{8} \text{Tr}_{A_1} \sum_{i=0}^3 \{ \rho_{A_1 B_1}, \sigma_i^{A_1} \sigma_0^{B_1} \} \mathcal{T}_A(\sigma_i^{A_1}) \\
&= \frac{1}{4} \sum_{i,l=0}^3 \langle \sigma_i^{A_1} \sigma_l^{B_1} \rangle \sigma_l^{B_1} \mathcal{T}_A(\sigma_i^{A_1}) \\
&= \mathcal{T}_A \otimes \mathbb{1}_B(\rho_{A_1 B_1}),
\end{aligned} \tag{42}$$

where Eq. (41) is used in the third equality and Eq. (40) is used in the fourth equality. Since \mathcal{T} is completely positive, it is straightforward to see that $R_{B_1 A_2}$ is positive semidefinite. Finally, $f(R_{B_1 A_2}) = 0$ since the causal monotone f measures the negativity of PDMs. This completes the proof. \square