

# RCA: Region Conditioned Adaptation for Visual Abductive Reasoning

Hao Zhang

Centre for Frontier AI Research,  
Agency for Science, Technology and  
Research (A\*STAR)  
Singapore  
zhang\_hao@cfar.a-star.edu.sg

Yeo Keat Ee

Centre for Frontier AI Research,  
Agency for Science, Technology and  
Research (A\*STAR)  
Singapore  
ee\_yeo\_keat@cfar.a-star.edu.sg

Basura Fernando

Centre for Frontier AI Research,  
Agency for Science, Technology and  
Research (A\*STAR)  
Singapore  
fernando\_basura@cfar.a-star.edu.sg

## ABSTRACT

Visual abductive reasoning aims to make likely explanations for visual observations. We propose a simple yet effective Region Conditioned Adaptation, a hybrid parameter-efficient fine-tuning method that equips the frozen CLIP with the ability to infer explanations from local visual cues. We encode “local hints” and “global contexts” into visual prompts of the CLIP model separately at fine and coarse-grained levels. Adapters are used for fine-tuning CLIP models for downstream tasks and we design a new attention adapter, that directly steers the focus of the attention map with trainable query and key projections of a frozen CLIP model. Finally, we train our new model with a modified contrastive loss to regress the visual feature simultaneously toward features of literal description and plausible explanations. The loss enables CLIP to maintain both perception and reasoning abilities. Experiments on the Sherlock visual abductive reasoning benchmark show that the RCA significantly outstands previous SOTAs, ranking the 1st on the leaderboards (e.g., Human Acc: RCA 31.74 vs CPT-CLIP 29.58, higher = better). We also validate the RCA is generalizable to local perception benchmarks like RefCOCO. We open-source our project at <https://github.com/LUNAProject22/RPA>.

## 1 INTRODUCTION

### CCS CONCEPTS

• Computing methodologies → Reasoning about belief and knowledge; Ranking.

### KEYWORDS

Visual Abductive Reasoning, CLIP Adapter, Region Prompt Tuning

### ACM Reference Format:

Hao Zhang, Yeo Keat Ee, and Basura Fernando. 2024. RCA: Region Conditioned Adaptation for Visual Abductive Reasoning. In *Proceedings of the 32nd ACM International Conference on Multimedia (MM '24)*, October 28–November 1, 2024, Melbourne, VIC, Australia. *Proceedings of the 32nd ACM International Conference on Multimedia (MM'24)*, October 28–November 1, 2024, Melbourne, Australia. ACM, New York, NY, USA, 10 pages. <https://doi.org/10.1145/3664647.3681244>

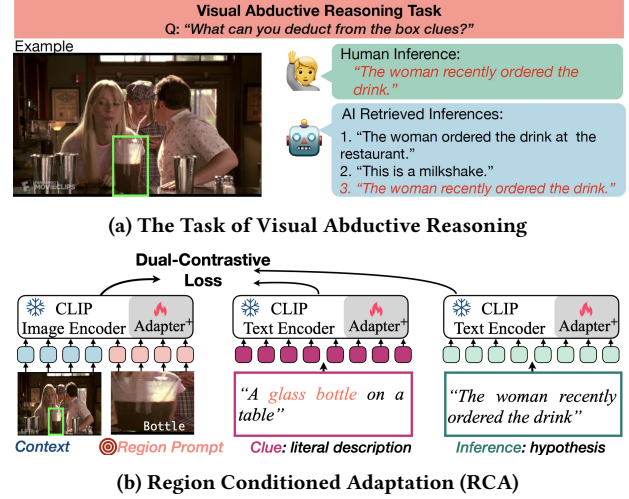
Publication rights licensed to ACM. ACM acknowledges that this contribution was authored or co-authored by an employee, contractor or affiliate of a national government. As such, the Government retains a nonexclusive, royalty-free right to publish or reproduce this article, or to allow others to do so, for Government purposes only. Request permissions from owner/author(s).

MM '24, October 28–November 1, 2024, Melbourne, VIC, Australia

© 2024 Copyright held by the owner/author(s). Publication rights licensed to ACM.

ACM ISBN 979-8-4007-0686-8/24/10

<https://doi.org/10.1145/3664647.3681244>



**Figure 1: Task of Visual Abductive Reasoning (VAR) and Region Conditioned Adaptation (RCA).** (a). VAR aims to make the most likely hypotheses from (incomplete) observations; (b). Our RCA model learns to reason from visual details while keeping CLIP’s original ability to align the image with its text description.

Visual reasoning refers to the ability to understand, interpret, and rationalize predictions derived from visual inputs. This ability is essential for creating AI systems capable of interacting with the environment [6, 17, 19, 34, 40, 64]. In this regard, abductive reasoning [3, 21, 28] has been a topic of interest in AI for a long time due to its various applications in detecting faults in systems, automated medical diagnosis, and legal reasoning.

Recently, a novel multimodal visual reasoning problem known as Visual Abductive Reasoning (VAR) has been introduced [21], highlighting the significance of integrating both visual and textual modalities to infer logical conclusions from observed image data. Visual abductive reasoning refers to making inferences based on visual information (usually an incomplete set of observations) to arrive at the most plausible (often simplest) explanation or hypothesis for a given observation. For example, in VAR, as shown in Figure 1a, the model is expected to make the inference “the woman recently ordered the drink” from the given regional visual hints, which show only the “glass bottle” and surrounding contexts (“restaurant scene” and “waitress”). Visual abductive reasoning is challenging because it requires a deep understanding of the observed image and the

domain (or the context) of the scene depicted in the image. Furthermore, VAR demands the ability to generate hypotheses consistent with the observed visual data and the domain rules. It involves not only recognizing patterns in the images but also applying domain knowledge, learning to reason about unseen/unknown aspects of the context, and learning the causal relationship between inferences and observations.

Current vision and multimodal foundational models have superior capability in visual understanding and language-based reasoning. However, they are not explicitly modeled to tackle visual abductive reasoning. Interestingly, most of the existing vision-language models are trained in a data-driven manner using image-text contrastive learning [32, 43], image-to-text matching [32] and image-based language generation [32, 36]. However, in visual abduction, there is only a causal association between visual observations and inferences and current models are not trained to tackle this aspect.

Authors in [21] adapted vision foundation models such as CLIP [43] with visual prompts and vision-to-inference based contrastive learning for visual abductive reasoning. Their idea is that if one fine-tunes the CLIP model with vision-to-inference contrastive learning, then the model can learn the domain knowledge explicitly as well as the backward reasoning, i.e., the inference can be made using the observations. However, fine-tuning the entire foundational model is not ideal as that may change the learned representations of the foundational model. Furthermore, direct optimisation of the contrastive loss either using vision-to-inference or vision-to-text-evidence may not allow the model to learn the association between inferences and the observations more effectively.

We also leverage the CLIP model for the VAR task as shown in Figure 1b. However, we resort to parameter-efficient tuning of the CLIP model as a solution. Specifically, we train a few newly added adaptor parameters of vision and text Transformers of the CLIP model using both vision-to-evidence *and* vision-to-inference contrastive losses *jointly*. Our novel adaptor learns new attention maps using low-rank projection matrices, allowing us to learn the semantic associations between the hypothesis and the observations without destroying the semantic knowledge encapsulated in CLIP’s vision and text Transformer modules. The optimization of both losses allows us to learn the cause-and-effect relation between the hypothesis (i.e., inference) and observations (i.e., visual and textual evidence). While vision-to-evidence contrastive loss helps to reduce the semantic gap between vision and text modalities using few adaptor parameters, the joint optimization of vision-to-inference and vision-to-evidence contrastive losses helps to learn the causal association between hypothesis and observations (i.e., observations are a result of hypothesis). Furthermore, using newly designed regional prompts, our model attends to the relevant visual cues for hypothesis generation. It helps the CLIP vision Transformer to attend to subtle visual cues without modifying the CLIP vision model and the parameters (–see Figure 1b). These regional prompt tokens are further appended to image context tokens to capture context information. This allows the model to learn context-based domain-level rules and knowledge. For example, during learning our model may learn rules such as “*if it rains, the road can get wet*” or “*in restaurants, there are people, and they order drinks*”. This provides the foundational model with relevant visual hints to align textual evidence with vision, associate the hypothesis with

multimodal evidence during learning, and learn domain/context-specific knowledge.

Experiments on the Sherlock VAR benchmark show that our model surpasses previous state-of-the-art results, ranking the 1st on the leaderboard<sup>1</sup>. Our contributions are summarised below.

**Region Conditioned Adaptation (RCA).** Our RCA is the first hybrid Parameter-Efficient Fine-Tuning (PEFT) method within the “*prompts + adapter*” paradigm. It guides frozen vision foundation models to make inferences based on visual observations.

**Fine-Grained Region Prompts.** We have designed a new visual prompt that encodes regional hints at a fine-grained level within the CLIP model. Our tests confirm that emphasizing local evidence improves visual abductive reasoning.

**Enhanced Adapter<sup>+</sup> Tuning.** We present a new Map Adapter that adjusts the attention map using extra query/key projection weights. Our new MAP adapter is orthogonal to the original adapter [53], and they are jointly used to form the Adapter<sup>+</sup>.

**Dual-Contrastive Loss.** We show that joint optimization of vision-to-inference and vision-to-evidence contrastive losses helps to learn the causal association between hypothesis and observations, which aids visual abductive reasoning.

## 2 RELATED WORKS

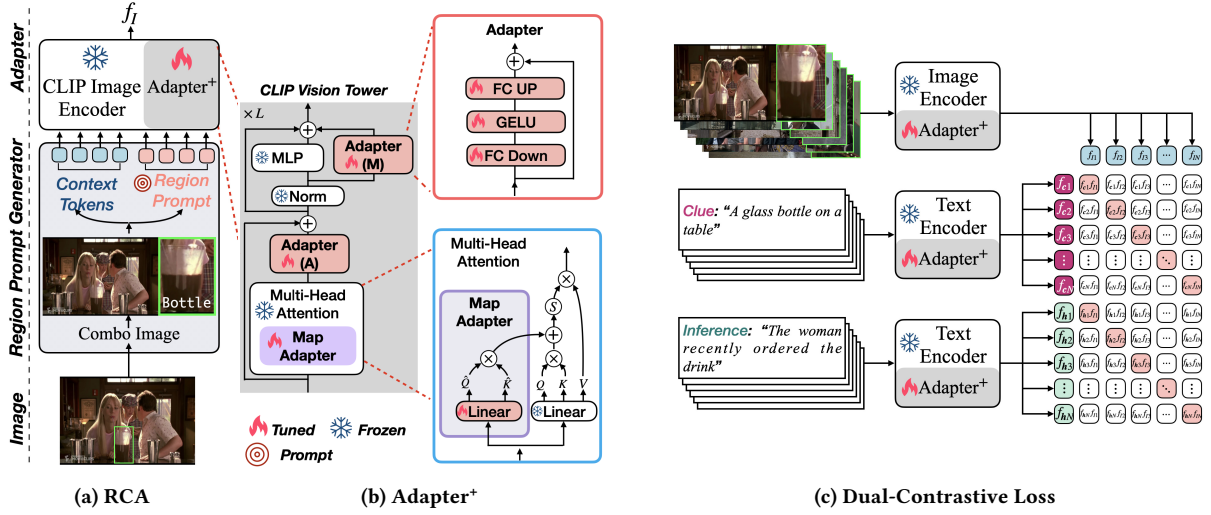
Our proposed region conditioned adaptation is relevant foundation models, abductive reasoning, parameter-efficient fine-tuning, and fine-grained visual representation learning. We will discuss related works according to the areas below.

**Foundation Models.** Scaling up models’ complexities and training data improves the attention-based [15, 18, 38, 42] foundation models’ [5, 8, 11, 25, 43, 55, 58] perception capacity, making it proficient in many tasks including zero or few-shot learning. Specifically, Large Language Models (LLM), such as BERT [11], and GPT [5] are trained on large-scale datasets and they generalize to many downstream NLP tasks. Following this trend, several vision-language foundational models are also developed e.g. CLIP [43], ALIGN [25] and BLIP [33]. The main idea behind the vision foundation models is to learn transferable visual representation with noisy text supervision through a two-tower structure. We follow the current baseline of visual abductive reasoning and adopt the CLIP model as the backbone for visual inference.

**Abductive Reasoning Tasks.** Humans make plausible inferences or hypotheses from incomplete observations every day [10]. To teach AI models to attain the same capability, researchers proposed several new tasks, like *ARIT* [3] for NLP, *Sherlock* [21] for vision, and *VideoVAR* [34], *VideoABC* [64] for video. Specifically, the *ARIT* [3] generates the most likely hypothesis (text) to explain what has happened between the two observations (texts). For *Sherlock*, *VideoVAR*, and *VideoABC*, the observations are represented by regional or whole images, while inference is text or middle frames. There are similar tasks, like Visual Commonsense Reasoning (VCR) [59] and Visual7W [70]. Abductive reasoning differs from them in having non-definitely correct, plausible inferences as humans do.

**Parameter-Efficient Fine-Tuning (PEFT).** Transferring foundational models to downstream tasks promotes the development of PEFTs [45]. Representative PEFTs include Prompt, Adapter, and

<sup>1</sup><https://leaderboard.allenai.org/sherlock/submissions/public>



**Figure 2: Region Conditioned Adaptation with Dual-Contrastive Loss for Visual Abductive Reasoning.** (a) RCA simultaneously generates region prompt and contextual tokens by intaking a combo-image  $I$ , then tunes the frozen CLIP with Adapter+ on top of reasoning dataset; (b) Adapter+ includes two standard adapters and a novel Map Adapter, which separately adjust token features and the attention map; (c) Dual-Contrastive Loss simultaneously guide the visual content minimize semantic (to clue) and causal (to inference) gaps. (Note: Best viewed in color.)

LoRA tuning. Specifically, prompt tuning [5, 31, 37, 39, 50, 52, 67] enhances the distinctiveness of inputs by prepending additional tokens, which may be either trainable or fixed. The vision-language prompt tuning can further be divided into textual [12–14, 68, 69] or visual prompt [2, 26, 41] tuning, depending on the placement of prompt tokens in visual or textual encoders. Certain special visual prompts, such as the Merlot [60], CPT [54], and CiP [47], guide the model to focus on specified areas by overlaying these regions with translucent colours or red circles. In adapter tuning, trainable Multi-Layer Perceptron (mini MLP) [22, 48, 53] or Tiny Attention modules [63] are usually inserted into the foundational model, with only the new additions being fine-tuned. LoRA [23] update parameters using low-rank projections. Our RCA is a hybrid “prompt+adapter” tuning to equip the vision foundational models with local reasoning ability, an approach that has not been studied before.

**Fine-Grained Visual Representation.** Our work is also relevant to learning fine-grained visual representation [1, 46, 51, 61, 62, 66] and object detection [4, 20, 24, 27, 65]. Specifically, GLIP [62] and RegionCLIP [66] pre-train foundation models for object detection, supervised by region-text pairs. The former and latter mimic the process of R-CNN[16] and Faster-RCNN [44], generating an object’s vector by either encoding the cropped image or RoI pooling. Similarly, UNITER [7] and LXMERT [49] also rely on RoI pooling to generate regional vectors for vanilla vision-language tasks. Besides, the InternImage [51] learns the foundation model with Deformable-CNN for object detection. Other works, such as Object-VLAD [61] for event detection and CLIPTEK [1] for scene text recognition, also studied fine-grained modeling. Specifically, the Object-VLAD aggregates densely collected local features with VLAD to generate video representation. The CLIPTEK introduces extra cross-attention and the gated fusion module to combine local

and global features. In contrast, our RCA only adjusts the frozen CLIP with an add-on Adapter to tackle new inputs.

### 3 OUR VAR MODEL

#### 3.1 Problem Definition

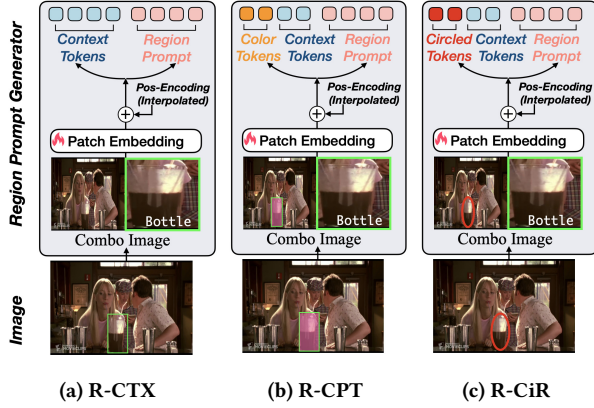
**Problem:** Hessel et al.[21] defines a Visual Abductive Reasoning benchmark named “Sherlock” that requires a model to predict the hypothesis from visual observations in “*Observation*  $\rightarrow$  *Hypothesis*” form. Specifically, visual observation refers to a pre-specified region  $r$  of an image  $i$  and is accompanied by a clue sentence  $c$ . Notably, the clue is a straightforward description of real visual content and is only available during training. On the other hand, the hypothesis is defined by an inference sentence  $h$ . With this, a VAR model calculates a score  $s$ , which reflects the probability of deducing inference  $h$  from the region  $r$ . Equation (1) shows this scoring function  $\mathcal{F}$  and the parameters  $\theta$ ; we call  $\mathcal{F}$  the VAR model.

$$s = \mathcal{F}(h, i, r | \theta) \quad (1)$$

A good VAR model should generate a larger matching score when an inference  $h$  and observation  $\{i, r\}$  are causally related, and a smaller value for wrong or non-related inferences.

#### 3.2 Method overview

We introduce the **Region Conditioned Adapter Tuning** (RCA in Figure 2a), which enhances the vision foundation models to focus on specific visual cues for deducing inference. The RCA consists of two main parts: a Regional Prompt Generator (RPG in §3.3) for targeting specific visual areas and an Adapter+ module (§3.4) to transfer the frozen CLIP model for reasoning tasks. Finally, we replace Multi-Task Learning [21] with a new **Dual-Contrastive Loss** (§3.5) to bring the visual features closer to both literal description (“clue”) and global features.



**Figure 3: Three Types of Fine-Grained Region Prompts generated by the RPG.** In RPG, we assemble the combo-image  $I$  from region  $r$  and context, colorful, or circle-prompted image  $i$ . (a) R-CTX: *Region+Context*; (b) R-CPT: *Region+Colorful Prompt*; (c) R-CiR: *Region+Circle Prompt*.

and hypothesis (“Inference”). We will elaborate on each section below.

### 3.3 Regional Prompt Generator

In visual abductive reasoning, it is important to collect all relevant visual cues from the image and the region  $r$ . Therefore, we use pre-specified observation  $r$  as a “prompt” to guide the visual reasoning process. Our Regional Prompt Generator (RPG) creates three detailed prompts focusing on specific regions. These prompts harness local features ( $r$ ), surrounding context, and existing visual prompts, as shown in Figure 3a-3c. All three types of prompts go through the same process, with the only difference in being whether colors or circles [47] are drawn on the input images. To explain how it works, we’ll use the “Region+Context” (R-CTX) as an example.

To prepare prompt and contextual tokens, we pop out patch-embedding layer  $\mathcal{F}_{proj}$  and positional encoding PE from the CLIP vision tower  $\mathcal{F}_{vis}$ . We further resize region  $r$  and full image  $i$  into squares of the same size, then merge them vertically (or horizontally) into a combined image, i.e., **combo-image**  $I$  (eq. (2)). We apply patch-embedding on the combo image and add it to the up-sampled  $PE_{inter}$  embedding to get visual tokens  $z_0$  (eq. (3)). As the  $PE_{inter}$  is twice the size of PE, we initialize it by inflating PE using bilinear interpolation. Notably,  $z_0$ , generated from the combo-image, already includes both regional prompt and global contextual tokens. The  $z_0$  is further fed into the remaining attention and MLP layers (denoted by  $\hat{\mathcal{F}}_{vis}$ ) to get visual representation  $f_I$  (eq. (4)). We unfreeze patch-embedding  $\mathcal{F}_{proj}$  and positional encoding  $PE_{inter}$  to generate learnable soft prompts.

$$I = \text{Concat} \left( \begin{bmatrix} r \\ i \end{bmatrix} \right) \quad (2)$$

$$z_0 = \mathcal{F}_{proj}(I) + PE_{inter} \quad (3)$$

$$f_I = \hat{\mathcal{F}}_{vis}(z_0) \quad (4)$$

For the “Region + Colorful Prompt” and “Region + Circle Prompt” (R-CPT & R-CiR), we create the combo-image  $I'$  from the squared

region  $r$  and a modified image  $i'$ . In this image  $i'$ , we either color the pixels inside the region with a translucent pink rectangle or outline them with a red circle [47]. The rest of the process remains similar to the “Region+Context” prompt.

**Mixed Prompts:** During training, we randomly choose from the three types of prompts (R-CTX, R-CPT, and R-CiR) with equal chance. During testing, we take the average of the visual representations created by these three prompts. This strategy regulates the training process and allows us to obtain better generalizability.

### 3.4 Adapter<sup>+</sup> Tuning

Adapter tuning adjusts a parameter-frozen foundational model for downstream tasks by fine-tuning a few newly implanted modules (parameters). This strategy is widely used in NLP [53] and computer vision [43] prior works. Current adapters, like mini MLP [53] and tiny attention modules [63], focus mainly on refining visual features. However, they don’t consider the need to adjust the original attention maps of the base models. In some inference tasks such as visual abductive reasoning, it is beneficial to adapt the attention maps as well, especially to learn context-based domain knowledge and finer visual details. To tackle this, we augment the vanilla adapter with a new **Map Adapter**, which precisely adapts attention maps in Transformers. This results in the improved Adapter<sup>+</sup>.

The Adapter<sup>+</sup> pipeline is illustrated in Figure 2b. We first include two basic adapters, referred to as Adapter (A&M). They are placed after the MSHA module and parallel to the MLP module in the  $l$ -th encoder of a CLIP tower (e.g.,  $\mathcal{F}_{vis}$  or  $\mathcal{F}_{txt}$ ). These adapters are shallow and contain only two fully-connected layers to downgrade and upgrade feature dimension ( $\mathbb{R}^D \hookrightarrow \mathbb{R}^d$ ,  $d < D$ ) with a GELU activation in between (Equation 5-7). The **light red** font indicates the parameters in the modules are tuned.

$$z'_l = \text{MHSA}(z_{l-1}), \quad l = 1, 2, \dots, L \quad (5)$$

$$z''_l = \text{Adapter\_A}(z'_l) + z_{l-1}, \quad (6)$$

$$z_l = \text{MLP}(z''_l) + \text{Adapter\_M}(z''_l) + z''_l, \quad (7)$$

The **Map Adapter** further refines the MSHA module by adding a small, modified attention map, labeled as  $\hat{Q}\hat{K}^T$  (refer to eq. (8)). This additive map helps to adjust the original attention map dynamically, improving the model’s ability to focus on relevant information. To ensure that the original attention map isn’t altered too much, we use simpler  $D \rightarrow d$  projections for generating the query and key (see eq. (9)). Here,  $d$  is smaller than  $D$ .

$$z'_l = \text{Softmax} \left( \frac{QK^T + \hat{Q}\hat{K}^T}{\sqrt{D}} \right) V, \quad (8)$$

$$\hat{Q}, \hat{K} = z_{l-1} \times \hat{W}_q, \hat{W}_k, \hat{W}_{q,k} \in \mathbb{R}^{D \times d} \quad (9)$$

$$Q, K, V = z_{l-1} \times W_q, W_k, W_v, W_{q,k,v} \in \mathbb{R}^{D \times D} \quad (10)$$

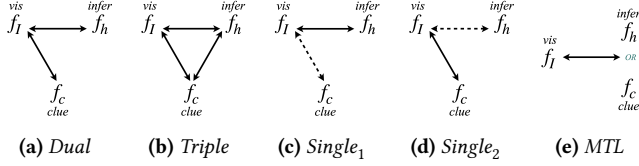
We compared the enhanced Adapter<sup>+</sup> with min MLP and Tiny Adapter counterparts (see §4.4) and found that our tuning method consistently performs better.

### 3.5 Dual-Contrastive Loss

As an observation contains three modalities, such as visual  $I$ , clue sentence  $c$ , and inference sentence  $h$ , we comprehensively study



their mutual influences by deploying contrastive loss between different modalities pairs. Specifically, as shown in Fig. 4, we deploy dual, triple, and single contrastive loss in the training phase and screen out that the *Dual-Contrastive Loss* works best (Fig. 2c). We first elaborate on the Dual-Contrastive Loss and then compare it with the other counterparts.



**Figure 4: Training Losses: Dual (a), Triple (b) and Single (c)-(e) contrastive loss for learning to match visual  $I$  to texts  $c$  and  $h$ . Solid and dashed lines represent the presence or absence of contrastive loss during training.**

**Dual-Contrastive Loss:** Both the clue  $c$  and inference  $h$  are positively relevant to visual  $I$ . More specifically, the former is literally equivalent, while the latter is causally related to the visual hints. Although their relations are in different forms, we can still deploy a Dual-Contrastive Loss, including one for “*vision-clue*” pair and the other for “*vision-inference*” pair (Fig. 4a), to regress visual features toward two textual targets. We use CLIP text tower  $\mathcal{F}_{\text{txt}}$  to extract features for clue  $c$  and inference  $h$ . We use Equation (4) to extract visual feature  $f_I$  for the observation  $I$ . The mathematical process is present in Equations (11)-(12).

$$\text{loss}_{\text{dual}} = \mathcal{L}_{\text{contrast}}(f_I, f_c) + \mathcal{L}_{\text{contrast}}(f_I, f_h) \quad (11)$$

$$f_c = \mathcal{F}_{\text{txt}}(c), f_h = \mathcal{F}_{\text{txt}}(h) \quad (12)$$

**Other Loss Variants.** The rest loss functions include the **Triple** and **Single** contrastive loss. Particularly, compared with dual contrastive loss, the triple one newly adds the “*inference-clue*” pair (e.g., Fig. 4b and Eq. 13).

$$\text{loss}_{\text{triple}} = \mathcal{L}_{\text{contrast}}(f_I, f_c) + \mathcal{L}_{\text{contrast}}(f_I, f_h) + \mathcal{L}_{\text{contrast}}(f_c, f_h) \quad (13)$$

We later observed that: additional *inference-clue* loss in triple contrastive hurts overall performance, as the two texts (i.e., clue and inference) are not literally equivalent. For example, the clue sentence “*the road is wet*”  $\neq$  inference sentence “*it has rained before*”. Therefore, we can only let the two texts learn toward the same third-party feature (e.g., the visual) instead of artificially forcing them to be equivalent.

For the single contrastive loss, we have three options, namely *vision-inference* (Fig. 4c), *vision-clue* (Fig. 4d), *multi-task learning* (MTL in Fig. 4e). Notably, we use an identical textual encoder for clue and inference during testing, since we only learn a single contrastive loss between a pair of modalities during training.

These three losses can be expressed in one unified form (Eq. 14), by thresholding a random probability  $p$  with different values  $\bar{T}$ . Specifically, when  $\bar{T} = 1.0$  or  $0$  or  $0.5$ , the below loss become the *vision-clue*, *vision-inference* and *multi-task learning* loss [21].

$$\text{loss}_{\text{single}} = \mathcal{L}_{\text{contrast}}(f_I, f_{\text{txt}}), f_{\text{txt}} = \begin{cases} \mathcal{F}_{\text{txt}}(h), p > \bar{T} \\ \mathcal{F}_{\text{txt}}(c), p < \bar{T} \end{cases} \quad (14)$$

With the single contrastive loss, we find that only minimizing the gap between a pair, such as *vision-clue* (or *vision-inference*) will also shorten the gap between the other pair *vision-inference* (or *vision-clue*), indicating retrieval and abductive reasoning tasks are positively correlated. We give detailed analysis in §4.4.

## 4 EXPERIMENTS

We comprehensively study the RCA and Dual-Contrastive Loss on the Sherlock benchmark [21]. We also tested the RCA’s adaptability on the RefCOCO [57], which focuses on grounding expression to regions. We present details below.

### 4.1 Datasets

The **Sherlock** dataset [21] contains 103K images collected from the Visual Genome [30] and Visual Common Sense Reasoning [59] datasets. These images are split into 90K training, 6.6K validation, and 6.6K testing sets. Each image is re-annotated with an average of 3.5 observation-inference pairs, forming 363K samples. Particularly, a sample includes a bounding box  $r$  and two texts (i.e., clue  $c$  + inference  $h$ ). Notably, the validation set can be evaluated offline with officially provided scripts, while the testing set needs to be submitted to the evaluation server of leaderboard.

Three types of evaluation metrics, from *retrieval*, *localization*, and *comparison* aspects, are adopted for this benchmark. Specifically, retrieval metrics include  $\text{img} \rightleftharpoons \text{text}$  mean rank,  $P@1_{i \rightarrow t}$ . For localization, accuracies of grounding candidate regions to the inferences are adopted. Comparison metric calculates the accordance between machine and human predictions.

The **RefCOCO** dataset [57] origins from the MSCOCO dataset [35]. We test the generalization of the RCA on the Referring Expression Comprehension (REC task) using Accuracy@0.5. This task aims to link a distinctive sentence to a specific object box when multiple similar objects are present. This dataset contains 3 splits: RefCOCO, RefCOCO+, and RefCOCog. The RefCOCO and RefCOCog allow for relational expressions of position (left/right), while RefCOCO+ has only expression on appearance. Specifically, RefCOCO+/g contains 19.9/19.9/26.7K images, respectively, covering 50.0/49.8/54.8K object instances with corresponding 142/141/85K referring expressions. Since REC requires bounding box proposals for the “*text-to-region*” grounding, we adopt the YoloV8 to generate candidate proposals as inputs for our RCA.

### 4.2 Implementations

We implement the RCA and Dual Contrastive Loss on top of the OpenCLIP [9, 43] PyTorch toolkit<sup>2</sup>, and fix the training & testing recipe to be the same for all ablations unless otherwise stated.

**Training.** We resize  $r$  and  $i$  into  $224 \times 224$  (336 for high resolution) square images and then concatenate them into combo-image  $I$  of size  $448 \times 224$ . We initialize CLIP from OpenAI pre-trained weight and tuning for 10 epochs with a cosine learning lr schedule. We train with a global batch size=3200, lr=2e-4 using ViT-B-16 backbone (batch=400, lr=2e-5 for ViT-L-14-336) on 2×80 GB A100 GPUs.

**Testing.** We apply the same preprocess for region  $r$  and full image  $i$  to prepare combo-image  $I$  as the training phase. Given a set of visuals  $\{r, i\} \times K$  and inferences  $\{h\} \times K$ , we first calculate

<sup>2</sup>[https://github.com/mlfoundations/open\\_clip](https://github.com/mlfoundations/open_clip)

<i>Test-Set</i>		Parameters		Retrieval		Localization	Comparison
Model	Backbone	Tuned (M↓)	im→txt (↓)	txt→im (↓)	P@1 <sub>i→t</sub> (↑)	GT/Auto-Box (↑)	Human Acc (↑)
LXMERT [49] from [21]	F-RCNN	NA	51.10	48.80	14.90	69.50 / 30.30	21.10
UNITER [7] from [21]		NA	40.40	40.00	19.80	73.00 / 33.30	22.90
CPT [54] from [21]		NA	16.35	17.72	33.44	87.22 / 40.60	27.12
CPT [54] from [21]	ViT-B-16	149.62	19.85	21.64	30.56	85.33 / 38.60	21.31
CPT [54] (our impl)		149.77	19.46	21.14	31.19	85.00 / 38.84	23.09
Full Fine-Tuning (R-CTX)		149.77	15.63	18.20	33.76	86.19 / 40.78	27.32
Our RCA (R-CTX)		42.26	15.59	18.04	33.83	86.36 / 40.79	26.39
↳ Mixed Prompts		42.26	14.39	16.91	34.84	87.73 / 41.64	26.11
↳ Dual-Contrast Loss		42.26	<b>13.92</b>	<b>16.58</b>	<b>35.42</b>	<b>88.08 / 42.32</b>	<b>27.51</b>
CPT [54] (our impl)		428.53	13.08	14.91	37.21	87.85 / 41.99	29.58
Our RCA (R-CTX)	ViT-L-14 (336)	89.63	11.36	13.87	38.55	88.68 / 42.30	31.72
↳ Mixed Prompts		89.63	10.48	12.95	39.68	89.66 / 43.61	31.23
↳ Dual-Contrast Loss		89.63	<b>10.14</b>	<b>12.65</b>	<b>40.36</b>	<b>89.72 / 44.73</b>	<b>31.74</b>

**Table 1: Comparison with state-of-the-art methods using the Sherlock Testing Leaderboard.**  
The up arrow ↑ (or down arrow ↓) indicates the higher (or lower), the better.

the  $K \times K$  matrix of *vision-inference* similarity and report retrieval, localization and comparison metrics based on the matrix.

### 4.3 Comparison with the State-of-the-Art

We compare RCA with the SOTAs on the Sherlock test set. These results are evaluated and published on the official leaderboards.

As shown in Table 1, our **RCA ranks the 1st** on the Sherlock Leaderboard regarding most of the evaluation metrics. It significantly outperforms SOTA competitors. For example, our model achieves a “Human Acc” score of **31.74**, compared to 29.58, 22.90, and 21.10 for CPT-CLIP, UNITER, and LXMERT models. We note that models built on the CLIP model, including ours and CPT-CLIP, perform much better than traditional models like UNITER and LXMERT. This suggests that large-scale pre-trained knowledge is beneficial for tasks requiring abductive reasoning. We further validate that our RCA performs well with fine-grained regional evidence as a prompt for visual reasoning tasks. Our model achieves a Human Acc score of 26.39/31.74 (↑3.30/2.16), compared to 23.09/29.58 for CPT-CLIP when using different backbones. Lastly, our new “Dual-Contrastive Loss” feature further enhances the performance of the RCA. In summary, our model with Dual-Contrastive Loss outperforms current state-of-the-art methods.

### 4.4 Ablation Study

This section comprehensively studies various factors that influence the performance of RCA on the validation set. We use Mixed Prompts, Dual-Contrastive Loss and ViT-B-16 as default settings, except in the comparison of different prompts and losses. More ablations are in supplementary.

**Impacts of Integrating Adapters.** We analyze how our model performs when we remove certain components, specifically the vanilla (A&M) and Map Adapters, one at a time. The results in Table 2 show that performance decreases with fewer adapters. Specifically, using all three types of adapters produces the best results under most evaluation metrics. “Adapter (M)” is the best choice when limited to using just one type of adapter. If we can use two

types, the best combination is “Adapter (M) + Map Adapter”. This suggests that the Map Adapter works well with the standard adapter.

**Effects of Fine-Grained Regional Prompts.** We also explore how adding fine-grained regional prompts influences the performance of existing prompting techniques, such as colorful (CPT in [54]) and circle prompts (CiP in [47]). In Table 3, the terms “Region Only” and “Context” refer to feeding either just the regional box part or the entire image into the CLIP vision tower, respectively.

We observe that adding fine-grained tokens based on regional cues significantly improves the performance of all coarse-grained prompts, including “Context”, “CPT”, and “CiP” across all metrics. This basically verifies that “global context + local cues” complement each other well for abductive reasoning. Moreover, we test the Mixed Prompt mode described in §3.3 and observe a stable performance for most metrics.

**Dual-Contrastive Loss vs Single/Triple counterparts.** We test different types of contrastive losses using our RCA model. In Table 4, the Dual-Contrastive loss performs better than the Multi-Task Learning and the other single & triple counterparts under most metrics. In terms of localization, the Dual-Contrastive loss is slightly lower than its MTL counterparts but still shows a very competing performance.

We further look into the individual contrastive loss value between modality pairs on the validation set to understand how modalities mutually influence each other. Specifically, we first report the loss value between each pair before the training phase (i.e., No Train or Zero-Shot reasoning), then re-calculate them after the model is trained with different losses (Fig 5).

We observe that the gaps of *vision-clue* and *vision-inference* are positively correlated. Specifically, when we minimize one of the gaps in training, the other one will also become smaller (e.g., Fig. 5b-5c). Whereas, the gap of *inference-clue* seems not to correlate to gaps of *vision-clue* and *-inference*, as the former is slightly closer or even larger after minimizing either of the latter gaps (e.g., red/black value in Fig 5b-5d, and 5f). If we enforce the model to close the *inference-clue* gap during training, the *vision-clue* and *-inference* gap would become larger (Triple vs Dual, Fig. 5e vs 5f). The reason

Val-Set Adapters	Adapter Types			Parameters Tuned (M↓)	Retrieval			Localization GT/Auto-Box (↑)	Comparison Human Acc (↑)
	Adapter_M	Adapter_A	Map Adapter		im→txt (↓)	txt→im (↓)	P@1 <sub>i→t</sub> (↑)		
↳×0 (Zero-Shot, R-CTX)	×	×	×	00.00	159.31	141.37	7.58	36.75 / 11.88	6.78
↳×0 (Full Fine-Tuning)	×	×	×	149.77	15.95	17.93	33.55	85.84 / 40.41	26.03
↳×1			✓	32.00	19.35	22.56	30.46	85.77 / 39.27	22.89
↳×1		✓		32.01	18.52	21.53	31.40	85.85 / 39.29	23.63
↳×1	✓			32.01	14.79	17.14	34.82	87.82 / <b>42.32</b>	26.66
↳×2		✓	✓	37.13	16.41	18.98	33.11	86.96 / 40.28	24.99
↳×2	✓	✓		37.14	14.75	16.76	35.14	87.89 / 41.08	26.78
↳×2	✓		✓	37.13	14.51	16.54	35.15	88.06 / 41.34	26.41
RCA ↳×3	✓	✓	✓	42.26	<b>14.26</b>	<b>16.44</b>	<b>35.46</b>	<b>88.23</b> / 41.91	<b>26.80</b>

Table 2: Impacts of integrating adapters. We compare the single, dual, and triple adapters.

Val-Set Prompt Type	Retrieval			Localization GT/Auto-Box (↑)	Comparison Human Acc (↑)
	im→txt (↓)	txt→im (↓)	P@1 <sub>i→t</sub> (↑)		
Region Only	22.76	22.62	30.44	86.10 / 41.86	23.66
Context	45.28	54.57	18.12	NA	21.99
↳ + Region (R-CTX)	15.24 (-30.04)	17.22 (-37.35)	34.29 (+15.88)	87.23 / 41.11	26.69 (+4.70)
CPT [54]	17.99	19.71	31.94	86.22 / 39.98	25.53
↳ + Region (R-CPT)	14.30 (-3.69)	<b>16.17</b> (-3.54)	35.57 (+3.63)	87.91 / 42.18 (+1.69 / 2.22)	26.21 (+0.68)
CiP [47]	18.08	19.89	31.71	85.85 / 39.99	24.11
↳ + Region (R-CiP)	14.27 (-3.81)	16.25 (-3.64)	<b>35.61</b> (+3.90)	87.90 / <b>42.62</b> (+2.05 / 2.63)	26.51 (+2.40)
Mixed Prompts (RPA)	<b>14.26</b>	16.44	35.46	<b>88.23</b> / 41.91	<b>26.80</b>

Table 3: Impacts of Fine-Grained Regional Prompts.

Val-Set Loss Type	Retrieval P@1 <sub>i→t</sub> (↑)	Localization GT/Auto-Box (↑)	Comparison Human Acc (↑)
Single <sub>2</sub> Loss	25.29	82.52 / 30.23	21.64
Single <sub>1</sub> Loss	34.57	87.96 / 41.60	25.64
MTL [21]	34.82	87.63 / <b>42.33</b>	26.07
Triple-Loss	35.40	88.22 / 41.91	25.31
<b>Dual-Loss</b>	<b>35.46</b>	<b>88.23</b> / 41.91	<b>26.80</b>

Table 4: Comparison of Different Losses on Sherlock Val Set.

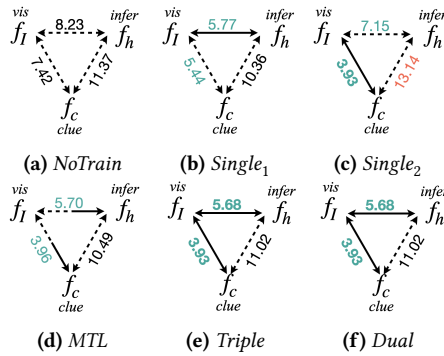


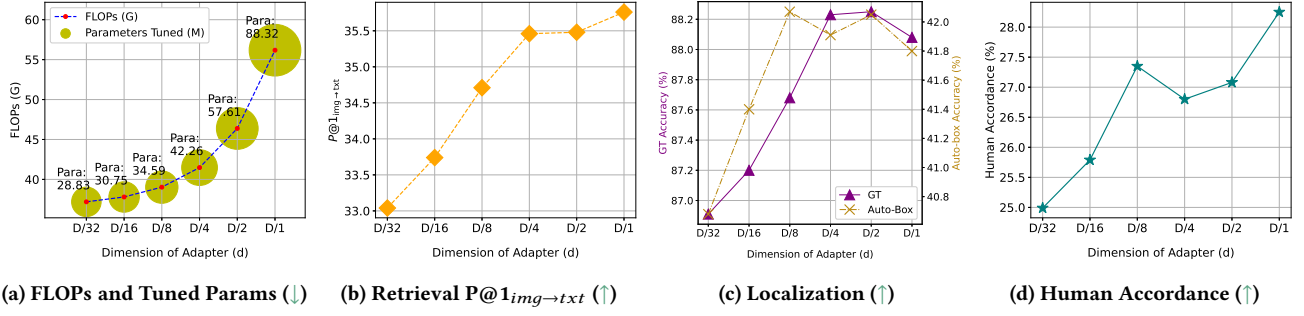
Figure 5: Contrastive Losses between Modality Pair on Sherlock Validation Set. We used a model trained with (a) No Training, (b-c) Single, (d) MTL, (e) Triple, and Dual (f) losses. The Green/Red implies the decreasing/increasing of loss values, compared with No Training. Solid and dashed lines denotes the presence or absence of contrastive loss in training. is that the clue and inference sentences are not literally equivalent and better to be bridged by an extra rational process.

**Influence of Bottleneck Dimension  $d$  in Adapters.** We study the influence of different bottleneck dimensions in the RCA, ranging in  $d = \{\frac{D}{32}, \frac{D}{16}, \frac{D}{8}, \frac{D}{4}, \frac{D}{2}, D\}$ . Notably, a higher  $d$  basically introduced more tuned parameters and larger FLOPs, as shown in Figure 6a. For the retrieval metrics, such as mean  $img \leftrightarrow txt$  rank, a lower value indicates better performance, whereas the rest are the opposite. We observe from Fig. 6a-6d that an optimal choice is  $d = \frac{D}{4}$ , indicating that adjusts the frozen foundational model with either a very heavy  $D$  or lightweight  $\frac{D}{32}$  would result in sub-optimal performance. Notably, human accordance is influenced by the human’s subjective judgement and has a different trend. Overall, we fix  $d = \frac{D}{4}$  for all following experiments.

**Influence of Adapting CLIP Vision/Text Tower.** The CLIP follows a two-tower design, each tower separately for visual/textual embedding; thereby, we can independently insert adapters into visual and textual towers to assess their contributions. We test inserting Adapter\* into the “Only Text” tower, “Only Vision” tower, and both towers. As shown in Table 5, adapting both CLIP vision and text towers performs the best at the cost of the most tuned parameters among the three options. Notably, both “Only Vision” and “Only Text” has a large margin in performance compared with the “Vision + Text”, indicating the adaptations on two towers are complementary.

## 5 QUALITATIVE RESULTS OF RCA

We present two qualitative examples obtained by the RCA in Figure 7 and more examples in supplementary. Specifically, a human expert gives a possible inference from given a regional cue specified by the box, and the machine retrieves the top-5 most likely inferences. The

Figure 6: Performance of different  $d$  in adapters. Best viewed in color.

Val-Set Towers	Parameters Tuned (M↓)	Retrieval $P@1_{i \rightarrow t}$ (↑)	Localization GT/Auto-Box (↑)	Comparison Human Acc (↑)
Only Text	31.62	25.72	77.71 / 34.08	20.67
Only Vision	37.53	31.79	86.93 / 40.38	24.02
Vision+Text	42.26	35.46	88.23 / 41.91	26.80

Table 5: Influence of Adapting CLIP Vision/Text Tower.

Model	RefCOCO (↑)			RefCOCO+ (↑)			RefCOCOg (↑)	
	val	testA	testB	val	testA	testB	val	test
MAttNet [56]	76.65	81.14	69.99	65.33	71.62	56.02	66.58	67.27
UNITER <sub>L</sub> [7]	81.41	87.04	74.17	75.90	81.45	66.70	74.86	75.77
MDETR [29]	86.75	89.58	81.41	79.52	84.09	70.62	81.64	80.89
RCA (R-CTX)	73.31	81.95	60.84	75.81	86.47	61.98	76.35	75.43
RCA (R-CPT)	74.04	82.80	62.81	76.40	86.34	63.12	76.59	75.47

Table 6: Comparison on the RefCOCO+/g. We test with RCA ViT-L14 (336). higher=better

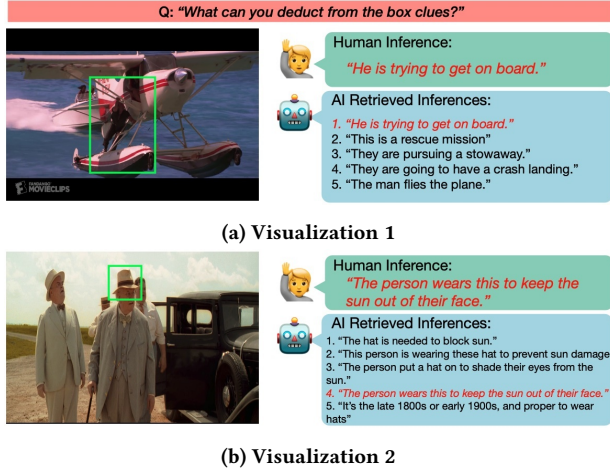


Figure 7: Qualitative results obtained by rpa. The machine retrieves the top-5 most likely inferences according to the box region. Red sentence indicates that the machine finds the same inference as a human expert.

sentence indicates the correct match with the human’s performance. We observe from Example 1 & 2 that the machine manages to deduce human-like inference such as “He is trying to on board” from an observation of “a man under an airplane” and “prevent the sunshine” from “a wearing hat”.

## 6 GENERALIZATION ON REFCOCO

We also tested the generalization of the RCA on the RefCOCO dataset using a two-stage pipeline in Table 6. Specifically, we employed YoloV8 as the object detector to propose candidate object boxes. Then, we utilized the RCA to align textual sentences with the object box with the highest matching score. We evaluated the RCA using a single-prompt mode, such as “R-CTX”, “R-CPT”, to observe their respective effects.

The RCA performs better than two-stage models like MAttNet on the RefCOCO+/g sets, emphasizing appearance descriptions

(e.g., “a person with a yellow tie”). However, it lags behind MAttNet on RefCOCO, which focuses on positional descriptions (e.g., “left person”). This discrepancy arises because MAttNet explicitly encodes appearance, location, and relation information, while RCA only encodes appearance. Although RCA is adaptable to the Referring Comprehension task, it falls behind one-stage end-to-end models like MDETR. The advantage of MDETR has come from its design to simultaneously regress box coordinates and establish visual-linguistic alignment, especially for visual grounding. In contrast, our RCA have to rely on third-party proposals from YoloV8.

## 7 CONCLUSION

We propose a new Region Conditioned Adaptation (RCA) with a Dual-Contrastive Loss for Visual Abductive Reasoning. Specifically, our method validates that curating fine-grained regional prompts is feasible for CLIP tuning, getting back local details, and benefiting abductive reasoning. We also reveal the positive relationships between the VAR and Vanilla Visual Retrieval tasks, unifying their training processes with the Dual-Contrastive Loss. Extensive experiments show that the RCA and the new loss are robust and effective for abductive reasoning and surpass previous SOTAs. The success of the two factors also paves future ways for exploring Multi-Grained, Chain-of-Thoughts Prompts, Visual Referring Prompt, and other multiple relationships modeling on the VAR.

**Acknowledgement:** This research/project is supported by the National Research Foundation, Singapore, under its NRF Fellowship (Award# NRF-NRFF14-2022-0001). This research is also supported by funding allocation to B.F. by the Agency for Science, Technology and Research (A\*STAR) under its SERC Central Research Fund (CRF), as well as its Centre for Frontier AI Research (CFAR).

## REFERENCES

- [1] Aviad Aberdam, David Bensaid, Alona Golts, Roy Ganz, Oren Nuriel, Royce Tichauer, Shai Mazor, and Ron Litman. 2023. CLIPTR: Looking at the Bigger



- Picture in Scene Text Recognition. *2023 IEEE/CVF International Conference on Computer Vision (ICCV)* (2023).
- [2] Hyojin Bahng, Ali Jahanian, Swami Sankaranarayanan, and Phillip Isola. 2022. Exploring Visual Prompts for Adapting Large-Scale Models. <https://api.semanticscholar.org/CorpusID:249375187>
  - [3] Chandra Bhagavatula, Ronan Le Bras, Chaitanya Malaviya, Keisuke Sakaguchi, Ari Holtzman, Hannah Rashkin, Doug Downey, Wen tau Yih, and Yejin Choi. 2020. Abductive Commonsense Reasoning. In *International Conference on Learning Representations*.
  - [4] Xiuli Bi, Jinwu Hu, Bin Xiao, Weisheng Li, and Xinbo Gao. 2022. IEMask R-CNN: Information-Enhanced Mask R-CNN. *IEEE Transactions on Big Data* (2022).
  - [5] Tom Brown, Benjamin Mann, Nick Ryder, Melanie Subbiah, Jared D Kaplan, Prafulla Dhariwal, Arvind Neelakantan, Pranav Shyam, Girish Sastry, Amanda Askell, et al. 2020. Language models are few-shot learners. *Advances in neural information processing systems* (2020).
  - [6] Qingxing Cao, Bailin Li, Xiaodan Liang, Keze Wang, and Liang Lin. 2021. Knowledge-routed visual question reasoning: Challenges for deep representation embedding. *IEEE Transactions on Neural Networks and Learning Systems (TNNLS)* (2021).
  - [7] Yen-Chun Chen, Linjie Li, Licheng Yu, Ahmed El Kholy, Faisal Ahmed, Zhe Gan, Yu Cheng, and Jingjing Liu. 2020. Uniter: Universal image-text representation learning. In *Computer Vision—ECCV 2020: 16th European Conference, Glasgow, UK, August 23–28, 2020*.
  - [8] Zebang Cheng, Zhi-Qi Cheng, Jun-Yan He, Jingdong Sun, Kai Wang, Yuxiang Lin, Zheng Lian, Xiaojiang Peng, and Alexander Hauptmann. 2024. Emotion-LLaMA: Multimodal Emotion Recognition and Reasoning with Instruction Tuning. *arXiv preprint arXiv:2406.11161* (2024).
  - [9] Mehdi Cherti, Romain Beaumont, Ross Wightman, Mitchell Wortsman, Gabriel Ilharco, Cade Gordon, Christoph Schuhmann, Ludwig Schmidt, and Jenia Jitsev. 2023. Reproducible Scaling Laws for Contrastive Language-Image Learning. In *2023 IEEE/CVF Conference on Computer Vision and Pattern Recognition (CVPR)*.
  - [10] Morris R Cohen. 1933. The Collected Papers of Charles Sanders Peirce.
  - [11] Jacob Devlin, Ming-Wei Chang, Kenton Lee, and Kristina Toutanova. 2019. BERT: Pre-training of Deep Bidirectional Transformers for Language Understanding. In *Proceedings of the 2019 Conference of the North American Chapter of the Association for Computational Linguistics: Human Language Technologies, NAACL-HLT*.
  - [12] Yu Du, Fangyun Wei, Ziheng Zhang, Miaojing Shi, Yue Gao, and Guoqi Li. 2022. Learning to prompt for open-vocabulary object detection with vision-language model. In *Proceedings of the IEEE/CVF Conference on Computer Vision and Pattern Recognition*.
  - [13] Kaipeng Fang, Jingkuan Song, Lianli Gao, Pengpeng Zeng, Zhi-Qi Cheng, Xiyao Li, and Heng Tao Shen. 2024. Pros: Prompting-to-simulate generalized knowledge for universal cross-domain retrieval. In *Proceedings of the IEEE/CVF Conference on Computer Vision and Pattern Recognition*. 17292–17301.
  - [14] Chengjian Feng, Yujie Zhong, Zequn Jie, Xiangxiang Chu, Haibing Ren, Xiaolin Wei, Weidi Xie, and Lin Ma. 2022. PromptDet: Towards Open-vocabulary Detection using Uncurated Images. In *Proceedings of the European Conference on Computer Vision*.
  - [15] Andrea Galassi, Marco Lippi, and Paolo Torrioni. 2020. Attention in natural language processing. *IEEE Transactions on Neural Networks and Learning Systems (TNNLS)* (2020).
  - [16] Ross Girshick, Jeff Donahue, Trevor Darrell, and Jitendra Malik. 2014. Rich feature hierarchies for accurate object detection and semantic segmentation. In *Proceedings of the IEEE conference on computer vision and pattern recognition*.
  - [17] Dan Guo, Kun Li, Bin Hu, Yan Zhang, and Meng Wang. 2024. Benchmarking Micro-action Recognition: Dataset, Method, and Application. *IEEE Transactions on Circuits and Systems for Video Technology* (2024).
  - [18] Yanbin Hao, Shuo Wang, Pei Cao, Xinjian Gao, Tong Xu, Jinneng Wu, and Xiangnan He. 2022. Attention in attention: Modeling context correlation for efficient video classification. *IEEE Transactions on Circuits and Systems for Video Technology* (2022).
  - [19] Yanbin Hao, Hao Zhang, Chong-Wah Ngo, and Xiangnan He. 2022. Group contextualization for video recognition. In *Proceedings of the IEEE/CVF conference on computer vision and pattern recognition*. 928–938.
  - [20] Kaiming He, Georgia Gkioxari, Piotr Dollár, and Ross Girshick. 2017. Mask r-cnn. In *Proceedings of the IEEE international conference on computer vision*.
  - [21] Jack Hessel, Jena D. Hwang, Jae Sung Park, Rowan Zellers, Chandra Bhagavatula, Anna Rohrbach, Kate Saenko, and Yejin Choi. 2022. The Abduction of Sherlock Holmes: A Dataset for Visual Abductive Reasoning. In *European Conference on Computer Vision*.
  - [22] Neil Houlsby, Andrei Giurgiu, Stanislaw Jastrzebski, Bruna Morrone, Quentin De Laroussilhe, Andrea Gesmundo, Mona Attariyan, and Sylvain Gelly. 2019. Parameter-efficient transfer learning for NLP. In *International Conference on Machine Learning*.
  - [23] Edward J Hu, Yelong Shen, Phillip Wallis, Zeyuan Allen-Zhu, Yuanzhi Li, Shean Wang, Lu Wang, and Weizhu Chen. 2022. LoRA: Low-Rank Adaptation of Large Language Models. In *International Conference on Learning Representations*.
  - [24] Shih-Chia Huang, Quoc-Viet Hoang, and Trung-Hieu Le. 2022. SFA-Net: A selective features absorption network for object detection in rainy weather conditions. *IEEE Transactions on Neural Networks and Learning Systems (TNNLS)* (2022).
  - [25] Chao Jia, Yinfei Yang, Ye Xia, Yi-Ting Chen, Zarana Parekh, Hieu Pham, Quoc Le, Yun-Hsuan Sung, Zhen Li, and Tom Duerig. 2021. Scaling up visual and vision-language representation learning with noisy text supervision. In *International Conference on Machine Learning*.
  - [26] Menglin Jia, Luming Tang, Bor-Chun Chen, Claire Cardie, Serge Belongie, Bharath Hariharan, and Ser-Nam Lim. 2022. Visual prompt tuning. In *Computer Vision—ECCV 2022: 17th European Conference, Tel Aviv, Israel, October 23–27, 2022*.
  - [27] Licheng Jiao, Ruohan Zhang, Fang Liu, Shuyuan Yang, Biao Hou, Lingling Li, and Xu Tang. 2021. New generation deep learning for video object detection: A survey. *IEEE Transactions on Neural Networks and Learning Systems (TNNLS)* (2021).
  - [28] John R Josephson and Susan G Josephson. 1996. *Abductive inference: Computation, philosophy, technology*. Cambridge University Press.
  - [29] Aishwarya Kamath, Mannat Singh, Yann LeCun, Gabriel Synnaeve, Ishan Misra, and Nicolas Carion. 2021. Mdetr-modulated detection for end-to-end multimodal understanding. In *Proceedings of the IEEE/CVF International Conference on Computer Vision*.
  - [30] Ranjay Krishna, Yuke Zhu, Oliver Groth, Justin Johnson, Kenji Hata, Joshua Kravitz, Stephanie Chen, Yannis Kalantidis, Li-Jia Li, David A. Shamma, Michael S. Bernstein, and Li Fei-Fei. 2017. Visual Genome: Connecting Language and Vision Using Crowdsourced Dense Image Annotations. *Int. J. Comput. Vis.* (2017).
  - [31] Brian Lester, Rami Al-Rfou, and Noah Constant. 2021. The Power of Scale for Parameter-Efficient Prompt Tuning. In *Conference on Empirical Methods in Natural Language Processing*.
  - [32] Junnan Li, Dongxu Li, Silvio Savarese, and Steven Hoi. 2023. Blip-2: Bootstrapping language-image pre-training with frozen image encoders and large language models. In *International conference on machine learning*.
  - [33] Junnan Li, Dongxu Li, Caiming Xiong, and Steven Hoi. 2022. BLIP: Bootstrapping Language-Image Pre-training for Unified Vision-Language Understanding and Generation. In *ICML*.
  - [34] Chen Liang, Wenguan Wang, Tianfei Zhou, and Yi Yang. 2022. Visual abductive reasoning. In *Proceedings of the IEEE/CVF Conference on Computer Vision and Pattern Recognition*.
  - [35] Tsung-Yi Lin, Michael Maire, Serge Belongie, James Hays, Pietro Perona, Deva Ramanan, Piotr Dollár, and C Lawrence Zitnick. 2014. Microsoft coco: Common objects in context. In *Computer Vision—ECCV 2014: 13th European Conference, Zurich, Switzerland, September 6–12, 2014*.
  - [36] Haotian Liu, Chunyuan Li, Qingyang Wu, and Yong Jae Lee. 2024. Visual instruction tuning. *Advances in neural information processing systems* 36 (2024).
  - [37] Xiao Liu, Kaixuan Ji, Yicheng Fu, Weng Tam, Zhengxiao Du, Zhilin Yang, and Jie Tang. 2022. P-tuning: Prompt tuning can be comparable to fine-tuning across scales and tasks. In *Proceedings of the 60th Annual Meeting of the Association for Computational Linguistics*.
  - [38] Yang Liu, Yao Zhang, Yixin Wang, Feng Hou, Jin Yuan, Jiang Tian, Yang Zhang, Zhongchao Shi, Jianping Fan, and Zhiqiang He. 2023. A survey of visual transformers. *IEEE Transactions on Neural Networks and Learning Systems (TNNLS)* (2023).
  - [39] Yuting Ma, Lechao Cheng, Yaxiong Wang, Zhun Zhong, Xiaohua Xu, and Meng Wang. 2024. FedHPL: Efficient Heterogeneous Federated Learning with Prompt Tuning and Logit Distillation. *arXiv preprint arXiv:2405.17267* (2024).
  - [40] Mikolaj Malkinski and Jacek Mańdziuk. 2022. Multi-label contrastive learning for abstract visual reasoning. *IEEE Transactions on Neural Networks and Learning Systems (TNNLS)* (2022).
  - [41] Changdae Oh, Gyeongdeok Seo, Geunyoung Jung, Zhi-Qi Cheng, Hosik Choi, Jiyoung Jung, and Kyungwoo Song. 2024. Robust Adaptation of Foundation Models with Black-Box Visual Prompting. *arXiv preprint arXiv:2407.17491* (2024).
  - [42] Daniel W Otter, Julian R Medina, and Jugal K Kalita. 2020. A survey of the usages of deep learning for natural language processing. *IEEE Transactions on Neural Networks and Learning Systems (TNNLS)* (2020).
  - [43] Alec Radford, Jong Wook Kim, Chris Hallacy, Aditya Ramesh, Gabriel Goh, Sandhini Agarwal, Girish Sastry, Amanda Askell, Pamela Mishkin, Jack Clark, et al. 2021. Learning transferable visual models from natural language supervision. In *International Conference on Machine Learning*.
  - [44] Shaoqing Ren, Kaiming He, Ross Girshick, and Jian Sun. 2015. Faster r-cnn: Towards real-time object detection with region proposal networks. *Advances in neural information processing systems* 28 (2015).
  - [45] Mohammed Sabry and Anya Belz. 2023. PEFT-Ref: A Modular Reference Architecture and Typology for Parameter-Efficient Finetuning Techniques. *arXiv preprint arXiv:2304.12410* (2023).
  - [46] Zhuang Shao, Jungong Han, Demetris Marnerides, and Kurt Debattista. 2022. Region-object relation-aware dense captioning via transformer. *IEEE Transactions on Neural Networks and Learning Systems (TNNLS)* (2022).

- [47] Aleksandar Shtedritski, Christian Rupprecht, and Andrea Vedaldi. 2023. What does clip know about a red circle? visual prompt engineering for vlms. In *Proceedings of the IEEE/CVF International Conference on Computer Vision*.
- [48] Yi-Lin Sung, Jaemin Cho, and Mohit Bansal. 2022. V1-adaptor: Parameter-efficient transfer learning for vision-and-language tasks. In *Proceedings of the IEEE/CVF Conference on Computer Vision and Pattern Recognition*.
- [49] Hao Tan and Mohit Bansal. 2019. LXMERT: Learning Cross-Modality Encoder Representations from Transformers. In *Proceedings of the 2019 Conference on Empirical Methods in Natural Language Processing*.
- [50] Lifu Tu, Caiming Xiong, and Yingbo Zhou. 2022. Prompt-Tuning Can Be Much Better Than Fine-Tuning on Cross-lingual Understanding With Multilingual Language Models. In *Findings of the Association for Computational Linguistics: EMNLP 2022*.
- [51] Wenhai Wang, Jifeng Dai, Zhe Chen, Zhenhang Huang, Zhiqi Li, Xizhou Zhu, Xiaowei Hu, Tong Lu, Lewei Lu, Hongsheng Li, et al. 2023. Internimage: Exploring large-scale vision foundation models with deformable convolutions. In *Proceedings of the IEEE/CVF conference on computer vision and pattern recognition*.
- [52] Yuzhu Wang, Lechao Cheng, Chaowei Fang, Dingwen Zhang, Manni Duan, and Meng Wang. 2024. Revisiting the Power of Prompt for Visual Tuning. *ArXiv abs/2402.02382* (2024). <https://api.semanticscholar.org/CorpusID:267412630>
- [53] Taojiannan Yang, Yi Zhu, Yusheng Xie, Aston Zhang, Chen Chen, and Mu Li. 2023. AIM: Adapting Image Models for Efficient Video Action Recognition. In *The Eleventh International Conference on Learning Representations*.
- [54] Yuan Yao, Ao Zhang, Zhengyan Zhang, Zhiyuan Liu, Tat-Seng Chua, and Maosong Sun. 2024. Cpt: Colorful prompt tuning for pre-trained vision-language models. *AI Open* (2024).
- [55] Jiahui Yu, Zirui Wang, Vijay Vasudevan, Legg Yeung, Mojtaba Seyedhosseini, and Yonghui Wu. 2022. CoCa: Contrastive Captioners are Image-Text Foundation Models. *Transactions on Machine Learning Research* (2022).
- [56] Licheng Yu, Zhe Lin, Xiaohui Shen, Jimei Yang, Xin Lu, Mohit Bansal, and Tamara L Berg. 2018. MATTNET: Modular attention network for referring expression comprehension. In *Proceedings of the IEEE conference on computer vision and pattern recognition*.
- [57] Licheng Yu, Patrick Poirson, Shan Yang, Alexander C Berg, and Tamara L Berg. 2016. Modeling context in referring expressions. In *Computer Vision—ECCV 2016: 14th European Conference, Amsterdam, The Netherlands, October 11–14, 2016*.
- [58] Lu Yuan, Dongdong Chen, Yi-Ling Chen, Noel Codella, Xiyang Dai, Jianfeng Gao, Houdong Hu, Xuedong Huang, Boxin Li, Chunyuan Li, et al. 2021. Florence: A new foundation model for computer vision. *arXiv preprint arXiv:2111.11432* (2021).
- [59] Rowan Zellers, Yonatan Bisk, Ali Farhadi, and Yejin Choi. 2019. From Recognition to Cognition: Visual Commonsense Reasoning. In *The IEEE Conference on Computer Vision and Pattern Recognition (CVPR)*.
- [60] Rowan Zellers, Ximing Lu, Jack Hessel, Youngjae Yu, Jae Sung Park, Jize Cao, Ali Farhadi, and Yejin Choi. 2021. MERLOT: Multimodal Neural Script Knowledge Models. In *Advances in Neural Information Processing Systems 34*.
- [61] Hao Zhang and Chong-Wah Ngo. 2018. A fine granularity object-level representation for event detection and recounting. *IEEE Transactions on Multimedia* 21, 6 (2018), 1450–1463.
- [62] Haotian Zhang, Pengchuan Zhang, Xiaowei Hu, Yen-Chun Chen, Liunian Harold Li, Xiyang Dai, Lijuan Wang, Lu Yuan, Jenq-Neng Hwang, and Jianfeng Gao. 2022. GlipV2: Unifying localization and vision-language understanding. In *Advances in Neural Information Processing Systems*.
- [63] Hongyu Zhao, Hao Tan, and Hongyuan Mei. 2022. Tiny-Attention Adapter: Contexts Are More Important Than the Number of Parameters. In *Conference on Empirical Methods in Natural Language Processing*.
- [64] Wenliang Zhao, Yongming Rao, Yansong Tang, Jie Zhou, and Jiwen Lu. 2022. VideoABC: A Real-World Video Dataset for Abductive Visual Reasoning. *IEEE Transactions on Image Processing* 31 (2022), 6048–6061.
- [65] Zhong-Qiu Zhao, Peng Zheng, Shou-iao Xu, and Xindong Wu. 2019. Object detection with deep learning: A review. *IEEE Transactions on Neural Networks and Learning Systems (TNNLS)* 30, 11 (2019), 3212–3232.
- [66] Yiwu Zhong, Jianwei Yang, Pengchuan Zhang, Chunyuan Li, Noel Codella, Liunian Harold Li, Luwei Zhou, Xiyang Dai, Lu Yuan, Yin Li, et al. 2022. Regionclip: Region-based language-image pretraining. In *Proceedings of the IEEE/CVF Conference on Computer Vision and Pattern Recognition*. 16793–16803.
- [67] Zexuan Zhong, Dan Friedman, and Danqi Chen. 2021. Factual Probing Is [MASK]: Learning vs. Learning to Recall. In *Proceedings of the 2021 Conference of the North American Chapter of the Association for Computational Linguistics: Human Language Technologies*.
- [68] Kaiyang Zhou, Jingkan Yang, Chen Change Loy, and Ziwei Liu. 2022. Conditional prompt learning for vision-language models. In *Proceedings of the IEEE/CVF Conference on Computer Vision and Pattern Recognition*. 16816–16825.
- [69] Kaiyang Zhou, Jingkan Yang, Chen Change Loy, and Ziwei Liu. 2022. Learning to Prompt for Vision-Language Models. *International Journal of Computer Vision (IJCV)* (2022).
- [70] Yuke Zhu, Oliver Groth, Michael Bernstein, and Li Fei-Fei. 2016. Visual7w: Grounded question answering in images. In *Proceedings of the IEEE conference on computer vision and pattern recognition*. 4995–5004.