

Comparing the effects of nuclear and electron spins on the formation of neutral hydrogen molecule

Miao Hui-hui*

*Faculty of Computational Mathematics and Cybernetics,
Lomonosov Moscow State University, Vorobyovy Gory, Moscow, 119991, Russia*

Ozhigov Yuri Igorevich†

*Faculty of Computational Mathematics and Cybernetics,
Lomonosov Moscow State University, Vorobyovy Gory, Moscow, 119991, Russia
K. A. Valiev Institute of physics and technology, Russian Academy of Sciences,
Nakhimovsky Prospekt 36, Moscow, 117218, Russia
(Dated: March 12, 2024)*

We introduce the association-dissociation model of neutral hydrogen molecule, which is a finite-dimensional cavity quantum electrodynamics model of chemistry with two two-level artificial atoms on quantum dots placed in optical cavities, based on the Tavis–Cummings–Hubbard model. The motion of the nuclei can be represented in quantum form. Electron spin transition and spin spin interaction between electron and nucleus are both considered. Consideration is also given to the effects of nuclear and electron spins on the formation of neutral hydrogen molecule.

Keywords: neutral hydrogen molecule, artificial atom, finite-dimensional QED, nuclear spin, electron spin

I. INTRODUCTION

The modelling of hydrogen chemical processes attracts increasing interest and becomes one of the primary tasks in recent years, including chemical reactions involving cation H_2^+ [1, 2] and neutral hydrogen molecule H_2 [3]. Quantum chemistry is usually understood as a technique for calculating the numerical characteristics of stationary atoms or molecules: binding energies, spectra, etc. This paper is devoted to a different direction: the dynamics of chemical reactions and the influence of the electromagnetic field and the thermal properties of the environment on them. The task of describing dynamic reaction scenarios is very demanding in terms of computational resources, and therefore incompatible with the exact calculation of the characteristics of stationary structures. We assume that the exact values of the binding energies, electron tunnelling and their interaction with the field are test parameters that can be determined not only by standard computational methods (Hartree-Fock, Monte Carlo and density functional), but also selected from observing the outcomes of dynamic association-dissociation scenarios, the mechanisms of which we are building. This paper provides a method for extending the cavity quantum electrodynamics (QED) model to complex chemical and even biological models by studying the association-dissociation reaction of hydrogen molecule. This is significant because this model can be modified in the future for use with more intricate chemical and biological models, which necessitate an understanding of hydrogen chemical processes. In this paper, the association-dissociation model of neutral hydrogen molecule is introduced in de-

tail, and the effects of nuclear and electron spins on the formation of neutral hydrogen molecule is compared.

The most commonly used cavity QED models are the Jaynes-Cummings model (JCM) [4] and the Tavis-Cummings model (TCM) [5], describing the dynamics of one or a group of two-level atoms in an optical cavity, which are the fundamental models for strong coupling (SC). JCM and TCM have been generalized to several cavities coupled by an optical fiber — the Jaynes-Cummings-Hubbard model (JCHM) and Tavis-Cummings-Hubbard model (TCHM) [6]. The value of these models and their modifications is that it allows us to describe a very complex interaction of light and matter in the framework of finite-dimensional QED models. Recently, a lot of research on SC models and its modifications has been done [2, 3, 7–12]. We adapted these SC models in this paper to fulfil the requirements of modelling of hydrogen chemical reaction.

This paper is organized as follows. In Section II, we introduce the theoretical model, considering both nuclear and electron spins. We also consider the effects of photonic modes Ω^s and Ω^n on the quantum evolution and the formation of neutral hydrogen molecule. Some technical details of density matrix and Hamiltonian are included in Section III. Then we get some results from simulations in Section IV. Some brief comments on our results and extension to future work in Section V close out the paper.

II. THEORETICAL MODEL

The theoretical model, called the association-dissociation model of neutral hydrogen molecule, is detailed in our earlier work [3]. Each energy level in this model, including atomic and molecular, is divided into two levels: spin up \uparrow and spin down \downarrow . According to the

* Email address: miaohuihui3@gmail.com

† Email address: ozhigov@cs.msu.ru

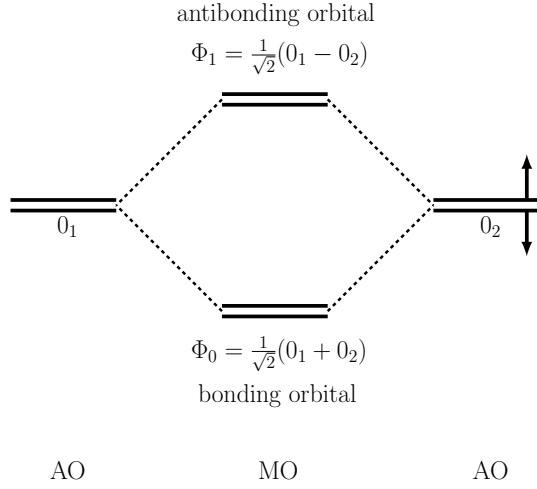


FIG. 1. (online color) The hybridization of orbitals of two hydrogen atoms and the formation of bonding orbital and antibonding orbital.

Pauli exclusion principle [13], there can only be one electron per level. The excited states of the electron with the spins for the first nucleus is denoted by $|0_1^\uparrow\rangle_e$ and $|0_1^\downarrow\rangle_e$ (usually simply written as $|0_1\rangle_e$, which can denote both $|0_1^\uparrow\rangle_e$ and $|0_1^\downarrow\rangle_e$). Then, $|-1_1\rangle_e$ — ground electron states for the first nucleus. For the second nucleus — $|0_2\rangle_e$ and $|-1_2\rangle_e$. Hybridization of orbitals is possible only for atomic excited states $|0_{1,2}\rangle_e$. Hybridization of atomic orbitals (AO) and formation of molecular orbitals (MO) are shown in Fig. 1, where antibonding orbital and bonding orbital take the following forms, respectively

$$|\Phi_1\rangle_e = \frac{1}{\sqrt{2}} (|0_1\rangle_e - |0_2\rangle_e) \quad (1a)$$

$$|\Phi_0\rangle_e = \frac{1}{\sqrt{2}} (|0_1\rangle_e + |0_2\rangle_e) \quad (1b)$$

:

$$|photon\rangle = |p_1\rangle_{\omega^\uparrow} |p_2\rangle_{\omega^\downarrow} |p_3\rangle_{\Omega^\uparrow} |p_4\rangle_{\Omega^\downarrow} |p_5\rangle_{\Omega^s} \quad (3a)$$

$$|electron\rangle = |l_1\rangle_{at_1}^\uparrow |l_2\rangle_{at_1}^\downarrow |l_3\rangle_{at_1}^\uparrow |l_4\rangle_{at_1}^\downarrow |l_5\rangle_{at_2}^\uparrow |l_6\rangle_{at_2}^\downarrow |l_7\rangle_{at_2}^\uparrow |l_8\rangle_{at_2}^\downarrow \quad (3b)$$

$$|nucleus\rangle = |k\rangle_n \quad (3c)$$

where the numbers of molecule photons with the modes $\omega^\uparrow, \omega^\downarrow$ are p_1, p_2 , respectively; p_3, p_4 are the numbers of atomic photons with modes $\Omega^\uparrow, \Omega^\downarrow$, respectively; p_5 is the number of photons with mode Ω^s , which can excite the electron spin from \uparrow to \downarrow in the atom. $l_{i,i \in \{1,2,\dots,8\}}$ describes atom state: $l_i = 1$ — the orbital is occupied by one electron, $l_i = 0$ — the orbital is freed. The state of the nuclei is denoted by $|k\rangle_n$: $k = 0$ — state of nuclei,

where $|\Phi_1\rangle_e$ are also called molecular excited states, and $|\Phi_0\rangle_e$ — molecular ground states.

Each nucleus will form a potential well around itself, and the electrons will be bound in these potential wells. The association reaction of H_2 is described as follows: two electrons in the atomic ground orbital -1 with large distance between nuclei, corresponding to different directions of the spin, absorb respectively photon with mode Ω^\uparrow or Ω^\downarrow , then they rise to atomic excited orbital 0 . When nuclei gather together in one cavity from different cavities through the quantum tunnelling effect, the potential barrier between the two potential wells decreases, and since the two electrons are in atomic excited orbitals, the atomic orbitals are hybridized into molecular orbitals, and the electrons are released on the molecular excited orbital Φ_1 . Then two electrons fleetly release respectively photon with mode ω^\uparrow or ω^\downarrow , and fall to molecular ground orbital Φ_0 , stable molecule is formed. The dissociation reaction of H_2 is the reverse process of the association reaction, and finally the decomposition of hydrogen molecules is obtained.

In this paper we adopt the second quantization [14, 15]. The entire system's Hilbert space for quantum states is \mathcal{C} and takes the following form

$$|\Psi\rangle_{\mathcal{C}} = |photon\rangle |electron\rangle |nucleus\rangle \quad (2)$$

where the quantum state consists of three parts

gathering together in one cavity, $k = 1$ — state of nuclei, scattering in different cavities.

A. Nuclear and electron spins

We introduce spin photons with mode Ω^s in our model, thus transition between \uparrow and \downarrow is allowed. Electron spins

must strictly satisfy the Pauli exclusion principle. We stipulate, that independent electron spin transition is allowed if and only if electrons are in atomic excited state. Since this transition will obscure the spin-spin interaction between electron and nucleus (this interaction can only occur when the electron is in the ground state, and is very weak compared to the independent electron spin transition) when the electron is in the ground state. Electron spin transition is also forbidden when electrons are in molecular state corresponding to $|0\rangle_n$, which contravenes Pauli exclusion principle. The stable formation of H_2 is only realized through state, where two electrons with different spins situated in orbital Φ_0 .

Only when the electrons reach the atomic ground state does nuclear spin interact with them. When an electron is in the ground state of an atom and its spin is different from that of the nucleus, they can exchange spins. The symbol for this interaction, known as the spin-spin interaction, is $\sigma_{en,i}$, here i is index of atoms. With the aid of this interaction, the electron with the \downarrow absorbs a photon with mode Ω^s , and the nucleus with the \uparrow emits a photon with mode Ω^n . Now electron spin up and nucleus spin down. In contrast, the nucleus with the \downarrow can also absorb photons with mode Ω^n , and the electron with the \uparrow can also release photons with mode Ω^s .

The initial state $|\Psi_{initial}\rangle$ for the association process is shown in Fig. 2, where two electron with \downarrow are in different atoms, and two nuclei with \uparrow can interact with electrons and exchange spins. We put three photons with different modes Ω^\uparrow , Ω^\downarrow and Ω^s at the start. This means that only one of the electrons can complete the spin exchange with the nucleus, because at the initial moment we only have one spin photon with mode Ω^s . Thus, we have two situations of formation of H_2 :

- the first nucleus with \uparrow and the second nucleus with \downarrow , denoted by $|\Psi_{final}\rangle$;
- the first nucleus with \downarrow and the second nucleus with \uparrow , denoted by $|\Psi'_{final}\rangle$.

Stable hydrogen molecule is defined as follows

$$|H_2\rangle = c_0|\Psi_{final}\rangle + c_1|\Psi'_{final}\rangle \quad (4)$$

where c_0, c_1 are normalization factors.

Due to the introduction of nuclear spin, we need to introduce nuclear spin photon with mode Ω^n and consider the spin state of the two nuclei. Thus, the definition of quantum state space must be rewritten. Above all, Eq. (3a) is expended as follows

$$|photon\rangle = |p_1\rangle_{\omega^\uparrow} |p_2\rangle_{\omega^\downarrow} |p_3\rangle_{\Omega^\uparrow} |p_4\rangle_{\Omega^\downarrow} |p_5\rangle_{\Omega^s} |p_6\rangle_{\Omega^n} \quad (5)$$

where p_6 is the number of photons with mode Ω^n , which can excite the nuclear spin from \downarrow to \uparrow in the atom. Analogously, Eq. (3c) is expended as follows

$$|nucleus\rangle = |k\rangle_n |k_1\rangle_{n_1} |k_2\rangle_{n_2} \quad (6)$$

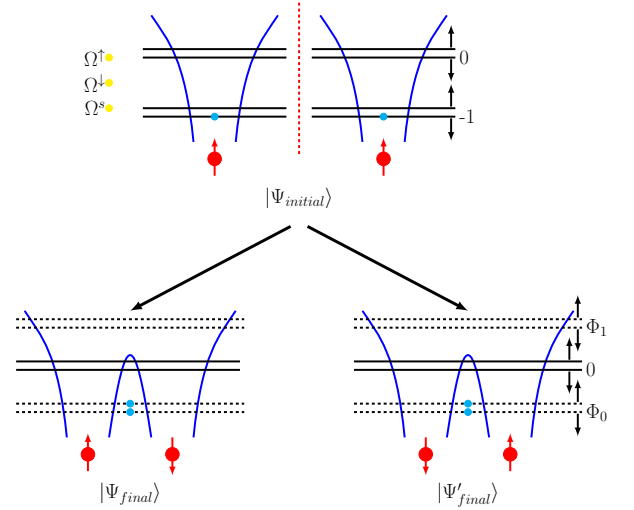


FIG. 2. (online color) The situation with consideration of spin-spin interaction between nucleus and electron. The formation of neutral hydrogen molecule is possible when we put three photons with different modes Ω^\uparrow , Ω^\downarrow and Ω^s , and both nuclei are with spin up at the start. Blue and yellow dots represent electrons and photons, respectively. Red up and down arrows represent nuclear spins \uparrow and \downarrow , respectively.

where $k_{i,i \in \{1,2\}}$ describes nuclear spin of the first or second atom. $k_i = 1$ — nucleus with \uparrow , $k_i = 0$ — nucleus with \downarrow .

Spin-spin interaction between nucleus and electron with slight intensity g_{en} is usually ignored. However, experiments indicate that when we introduce spin-spin interaction, molecular hydrogen occurs in two isomeric forms: one with its two proton nuclear spins aligned parallel — orthohydrogen, the other with its two proton spins aligned antiparallel — parahydrogen. The spin-spin interaction is also called hyperfine.

B. Thermally stationary state

We define the stationary state of a field with temperature T as a mixed state with a Gibbs distribution of Fock components

$$\mathcal{G}(T)_f = c \sum_{p=0}^{\infty} \exp\left(-\frac{\hbar\omega_c p}{KT}\right) |p\rangle\langle p| \quad (7)$$

where K is the Boltzmann constant, c is the normalization factor, p is the number of photons, ω_c is the photonic mode. We introduce the notation $\gamma_{k'}/\gamma_k = \mu$, where γ_k denotes the total spontaneous emission rate for photon from cavity to external environment and $\gamma_{k'}$ denotes the total spontaneous influx rate for photon from external environment into cavity. The state $\mathcal{G}(T)_f$ will then exist only at $\mu < 1$, because otherwise the temperature will be infinitely large and the state $\mathcal{G}(T)_f$ will be non-normalizable. The population of the photonic Fock state

$|p\rangle$ at temperature T is proportional to $\exp(-\frac{\hbar\omega_c}{KT})$. In our model, we assume

$$\mu = \exp\left(-\frac{\hbar\omega_c}{KT}\right) \quad (8)$$

from where $T = \frac{\hbar\omega_c}{K \ln(1/\mu)}$.

The following theorem takes place [16]:

The thermally stationary state of atoms and fields at temperature T has the form $\rho_{state} = \rho_{ph} \otimes \rho_{at}$, where ρ_{ph} is the state of the photon and ρ_{at} is the state of the atom.

III. HAMILTONIAN AND DENSITY MATRIX

The quantum master equation (QME) in the Markovian approximation for the density operator ρ of the system takes the following form

$$i\hbar\dot{\rho} = [H, \rho] + iL(\rho) \quad (9)$$

where $L(\rho)$ is as follows

$$\begin{aligned} L(\rho) &= \sum_{k \in \mathcal{K}} L_k(\rho) + \sum_{k' \in \mathcal{K}'} L_{k'}(\rho) \\ &= \sum_{k \in \mathcal{K}} \gamma_k \left(A_k \rho A_k^\dagger - \frac{1}{2} \left\{ \rho, A_k^\dagger A_k \right\} \right) \\ &\quad + \sum_{k' \in \mathcal{K}'} \gamma_{k'} \left(A_{k'}^\dagger \rho A_{k'} - \frac{1}{2} \left\{ \rho, A_{k'} A_{k'}^\dagger \right\} \right) \end{aligned} \quad (10)$$

where \mathcal{K} is a graph of the potential photon dissipations between the states that are permitted. The edges and vertices of \mathcal{K} represent the permitted dissipations and the states, respectively. \mathcal{K}' is a graph of the potential photon influxes between the states that are permitted. $L_k(\rho)$ ($L_{k'}(\rho)$) is the standard dissipation (influx) super-operator corresponding to the jump operator A_k ($A_{k'}$), and the term γ_k ($\gamma_{k'}$) refers to the overall spontaneous emission (influx) rate for photons for $k \in \mathcal{K}$ ($k' \in \mathcal{K}'$).

The coupled-system Hamiltonian in Eq. (9) is expressed by the total energy operator

$$H = H_A + H_D + H_{tun} + H_{spin-flip} + H_{spin-spin} \quad (11)$$

where H_{tun} denotes the quantum tunnelling effect between H_A and H_D , which are the associative and dissociative Hamiltonians, respectively. $H_{spin-flip}$ describes the electron spin transition (spin-flip) and $H_{spin-spin}$ denotes the spin-spin interaction between nucleus and electron.

Rotating wave approximation (RWA) [17] is taken into account

$$\frac{g}{\hbar\omega_c} \approx \frac{g}{\hbar\omega_n} \ll 1 \quad (12)$$

where ω_c stands for cavity frequency and ω_n for transition frequency. We presume that $\omega_c = \omega_n$.

We will directly quote and transform the definitions of H_A , H_D , H_{tun} , $H_{spin-flip}$ from our earlier paper [3]. Thus, H_A has following form

$$H_A = (H_{A,field} + H_{A,mol} + H_{A,int}) \sigma_n \sigma_n^\dagger \quad (13)$$

where $\sigma_n \sigma_n^\dagger$ verifies that nuclei are close. And

$$H_{A,field} = \hbar\omega^\dagger a_{\omega^\dagger}^\dagger a_{\omega^\dagger} + \hbar\omega^\downarrow a_{\omega^\downarrow}^\dagger a_{\omega^\downarrow} \quad (14a)$$

$$H_{A,mol} = \hbar\omega^\dagger \sigma_{\omega^\dagger}^\dagger \sigma_{\omega^\dagger} + \hbar\omega^\downarrow \sigma_{\omega^\downarrow}^\dagger \sigma_{\omega^\downarrow} \quad (14b)$$

$$H_{A,int} = g_{\omega^\dagger} \left(a_{\omega^\dagger}^\dagger \sigma_{\omega^\dagger} + a_{\omega^\dagger} \sigma_{\omega^\dagger}^\dagger \right) \quad (14c)$$

$$+ g_{\omega^\downarrow} \left(a_{\omega^\downarrow}^\dagger \sigma_{\omega^\downarrow} + a_{\omega^\downarrow} \sigma_{\omega^\downarrow}^\dagger \right) \quad (14d)$$

where \hbar is the reduced Planck constant or Dirac constant. $H_{A,field}$ is the photon energy operator, $H_{A,mol}$ is the molecule energy operator, $H_{A,int}$ is the molecule-photon interaction operator. g_ω is the coupling strength between the photon mode ω (with annihilation and creation operators a_ω and a_ω^\dagger , respectively) and the electrons (with excitation and relaxation operators σ_ω^\dagger and σ_ω , respectively).

Then H_D is described in following form

$$H_D = (H_{D,field} + H_{D,mol} + H_{D,int}) \sigma_n^\dagger \sigma_n \quad (15)$$

where $\sigma_n^\dagger \sigma_n$ verifies that nuclei are far away. And

$$H_{D,field} = \hbar\Omega^\dagger a_{\Omega^\dagger}^\dagger a_{\Omega^\dagger} + \hbar\Omega^\downarrow a_{\Omega^\downarrow}^\dagger a_{\Omega^\downarrow} \quad (16a)$$

$$H_{D,at} = \sum_{i=1,2} \left(\hbar\Omega^\dagger \sigma_{\Omega^\dagger,i}^\dagger \sigma_{\Omega^\dagger,i} + \hbar\Omega^\downarrow \sigma_{\Omega^\downarrow,i}^\dagger \sigma_{\Omega^\downarrow,i} \right) \quad (16b)$$

$$H_{D,int} = \sum_{i=1,2} \left\{ g_{\Omega^\dagger} \left(a_{\Omega^\dagger}^\dagger \sigma_{\Omega^\dagger,i} + a_{\Omega^\dagger} \sigma_{\Omega^\dagger,i}^\dagger \right) \right. \quad (16c)$$

$$\left. + g_{\Omega^\downarrow} \left(a_{\Omega^\downarrow}^\dagger \sigma_{\Omega^\downarrow,i} + a_{\Omega^\downarrow} \sigma_{\Omega^\downarrow,i}^\dagger \right) \right\} \quad (16d)$$

where $H_{D,field}$ is the photon energy operator, $H_{D,at}$ is the atom energy operator, $H_{D,int}$ is atom-photon interaction operator. g_Ω is the coupling strength between the photon mode Ω (with annihilation and creation operators a_Ω and a_Ω^\dagger , respectively) and the electrons in the atom (with excitation and relaxation operators $\sigma_{\Omega,i}^\dagger$ and $\sigma_{\Omega,i}$, respectively, here i denotes index of atoms).

H_{tun} describe the hybridization and de-hybridization, realized by quantum tunnelling effect, it takes the form

$$\begin{aligned} H_{tun} &= \zeta_2 \sigma_{\omega^\dagger}^\dagger \sigma_{\omega^\dagger} \sigma_{\omega^\downarrow}^\dagger \sigma_{\omega^\downarrow} (\sigma_n^\dagger + \sigma_n) \\ &\quad + \zeta_1 \sigma_{\omega^\dagger} \sigma_{\omega^\dagger}^\dagger \sigma_{\omega^\downarrow}^\dagger \sigma_{\omega^\downarrow} (\sigma_n^\dagger + \sigma_n) \\ &\quad + \zeta_1 \sigma_{\omega^\dagger}^\dagger \sigma_{\omega^\dagger} \sigma_{\omega^\downarrow} \sigma_{\omega^\downarrow}^\dagger (\sigma_n^\dagger + \sigma_n) \\ &\quad + \zeta_0 \sigma_{\omega^\dagger} \sigma_{\omega^\dagger}^\dagger \sigma_{\omega^\downarrow} \sigma_{\omega^\downarrow}^\dagger (\sigma_n^\dagger + \sigma_n) \end{aligned} \quad (17)$$

where $\sigma_{\omega^\dagger}^\dagger \sigma_{\omega^\dagger} \sigma_{\omega^\downarrow}^\dagger \sigma_{\omega^\downarrow}$ verifies that two electrons with different spins are at orbital Φ_1 with large tunnelling intensity ζ_2 ; $\sigma_{\omega^\dagger} \sigma_{\omega^\dagger}^\dagger \sigma_{\omega^\downarrow}^\dagger \sigma_{\omega^\downarrow}$ verifies that electron with \uparrow is at orbital Φ_0 and electron with \downarrow is at orbital Φ_1 , with low

tunnelling intensity ζ_1 ; $\sigma_{\omega\uparrow}^\dagger \sigma_{\omega\uparrow} \sigma_{\omega\downarrow}^\dagger \sigma_{\omega\downarrow}$ verifies that electron with \uparrow is at orbital Φ_1 and electron with \downarrow is at orbital Φ_0 , with low tunnelling intensity ζ_1 ; $\sigma_{\omega\uparrow}^\dagger \sigma_{\omega\uparrow}^\dagger \sigma_{\omega\downarrow}^\dagger \sigma_{\omega\downarrow}$ verifies that two electrons with different spins are at or-

bital Φ_0 with tunnelling intensity ζ_0 , which equal to 0.

We assume that the electron spin transition only occurs when the electron is in the atomic excited state, and we only consider the spin-spin interaction of the electron with the nucleus when the electron is in the atomic ground state. Thus, $H_{spin-flip}$ takes the form

$$H_{spin-flip} = \sum_{i=1,2} \left\{ \left(\sigma_{\Omega\uparrow,i}^\dagger \sigma_{\Omega\uparrow,i} + \sigma_{\Omega\downarrow,i}^\dagger \sigma_{\Omega\downarrow,i} \right) \left[\hbar\Omega^s a_{\Omega^s}^\dagger a_{\Omega^s} + \hbar\Omega^s \sigma_{\Omega^s,i}^\dagger \sigma_{\Omega^s,i} + g_{\Omega^s} \left(a_{\Omega^s}^\dagger \sigma_{\Omega^s,i} + a_{\Omega^s} \sigma_{\Omega^s,i}^\dagger \right) \right] \right\} \quad (18)$$

where $\sigma_{\Omega\uparrow,i}^\dagger \sigma_{\Omega\uparrow,i} + \sigma_{\Omega\downarrow,i}^\dagger \sigma_{\Omega\downarrow,i}$ verifies that electron is in the atomic excited state. i denotes index of atoms.

$H_{spin-spin}$ takes the form

$$H_{spin-spin} = \sum_{i=1,2} \left\{ \left(\sigma_{\Omega\uparrow,i}^\dagger \sigma_{\Omega\uparrow,i} + \sigma_{\Omega\downarrow,i}^\dagger \sigma_{\Omega\downarrow,i} \right) \left[\hbar\Omega^s a_{\Omega^s}^\dagger a_{\Omega^s} + \hbar\Omega^s \sigma_{\Omega^s,i}^\dagger \sigma_{\Omega^s,i} + \hbar\Omega^n a_{\Omega^n}^\dagger a_{\Omega^n} + \hbar\Omega^n \sigma_{\Omega^n,i}^\dagger \sigma_{\Omega^n,i} + g_{en} \left(\sigma_{en,i} + \sigma_{en,i}^\dagger \right) \right] \right\} \quad (19)$$

where $\sigma_{\Omega\uparrow,i}^\dagger \sigma_{\Omega\uparrow,i} + \sigma_{\Omega\downarrow,i}^\dagger \sigma_{\Omega\downarrow,i}$ verifies that electron is in the atomic ground state. And $\sigma_{en,i}$ takes the form

$$\sigma_{en,i} = a_{\Omega^s} \sigma_{\Omega^s,i}^\dagger a_{\Omega^n} \sigma_{\Omega^n,i} \quad (20)$$

and $\sigma_{en,i}^\dagger$ is its hermitian conjugate operator.

On a p-photons state, the photon annihilation and creation operators a and a^\dagger are described as

$$\begin{aligned} \text{if } p > 0, & \begin{cases} a|p\rangle = \sqrt{p}|p-1\rangle, \\ a^\dagger|p\rangle = \sqrt{p+1}|p+1\rangle, \end{cases} \\ \text{if } p = 0, & \begin{cases} a|0\rangle = 0, \\ a^\dagger|0\rangle = |1\rangle. \end{cases} \end{aligned} \quad (21)$$

Operators $a_{\omega\uparrow}$, $a_{\omega\downarrow}$, $a_{\Omega\uparrow}$, $a_{\Omega\downarrow}$, a_{Ω^s} , a_{Ω^n} and their hermitian conjugate operators all obey the rules in (21).

The interaction of molecule with the electromagnetic field of the cavity, emitting or absorbing photon with mode $\omega^{\uparrow,\downarrow}$, is described as

$$\begin{aligned} \sigma_{\omega\uparrow}|1\rangle_{\Phi_1}|0\rangle_{\Phi_0}^\uparrow &= |0\rangle_{\Phi_1}|1\rangle_{\Phi_0}^\uparrow, \\ \sigma_{\omega\uparrow}^\dagger|0\rangle_{\Phi_1}|1\rangle_{\Phi_0}^\uparrow &= |1\rangle_{\Phi_1}|0\rangle_{\Phi_0}^\uparrow, \\ \sigma_{\omega\downarrow}|1\rangle_{\Phi_1}|0\rangle_{\Phi_0}^\downarrow &= |0\rangle_{\Phi_1}|1\rangle_{\Phi_0}^\downarrow, \\ \sigma_{\omega\downarrow}^\dagger|0\rangle_{\Phi_1}|1\rangle_{\Phi_0}^\downarrow &= |1\rangle_{\Phi_1}|0\rangle_{\Phi_0}^\downarrow. \end{aligned} \quad (22)$$

The interaction of atom with the electromagnetic field of the cavity, emitting or absorbing photon with mode

$\Omega^{\uparrow,\downarrow}$, is described as

$$\begin{aligned} \sigma_{\Omega\uparrow,i}|1\rangle_{or_0}^\uparrow|0\rangle_{or_{-1}}^\uparrow &= |0\rangle_{or_0}^\uparrow|1\rangle_{or_{-1}}^\uparrow, \\ \sigma_{\Omega\uparrow,i}^\dagger|0\rangle_{or_0}^\uparrow|1\rangle_{or_{-1}}^\uparrow &= |1\rangle_{or_0}^\uparrow|0\rangle_{or_{-1}}^\uparrow, \\ \sigma_{\Omega\downarrow,i}|1\rangle_{or_0}^\downarrow|0\rangle_{or_{-1}}^\downarrow &= |0\rangle_{or_0}^\downarrow|1\rangle_{or_{-1}}^\downarrow, \\ \sigma_{\Omega\downarrow,i}^\dagger|0\rangle_{or_0}^\downarrow|1\rangle_{or_{-1}}^\downarrow &= |1\rangle_{or_0}^\downarrow|0\rangle_{or_{-1}}^\downarrow. \end{aligned} \quad (23)$$

The nuclei's tunnelling operators have following form

$$\begin{aligned} \sigma_n|1\rangle_n &= |0\rangle_n, \\ \sigma_n^\dagger|0\rangle_n &= |1\rangle_n. \end{aligned} \quad (24)$$

And the interaction of atom with the electromagnetic field of the cavity, emitting or absorbing photon with mode Ω^s and causing electron spin-flip, is described as

$$\begin{aligned} \sigma_{\Omega^s,i}|1\rangle_{at_i}^\uparrow|0\rangle_{or_0}^\downarrow &= |0\rangle_{at_i}^\uparrow|1\rangle_{or_0}^\downarrow, \\ \sigma_{\Omega^s,i}^\dagger|0\rangle_{at_i}^\uparrow|1\rangle_{or_0}^\downarrow &= |1\rangle_{at_i}^\uparrow|0\rangle_{or_0}^\downarrow, \\ \sigma_{\Omega^s,i}|1\rangle_{at_i}^\uparrow|0\rangle_{or_{-1}}^\downarrow &= |0\rangle_{at_i}^\uparrow|1\rangle_{or_{-1}}^\downarrow, \\ \sigma_{\Omega^s,i}^\dagger|0\rangle_{at_i}^\uparrow|1\rangle_{or_{-1}}^\downarrow &= |1\rangle_{at_i}^\uparrow|0\rangle_{or_{-1}}^\downarrow. \end{aligned} \quad (25)$$

And the interaction of nucleus with the electromagnetic field of the cavity, emitting or absorbing photon with mode Ω^n and causing nuclear spin-flip, is described as

$$\begin{aligned} \sigma_{\Omega^n,i}|1\rangle_{n_i} &= |0\rangle_{n_i}, \\ \sigma_{\Omega^n,i}^\dagger|0\rangle_{n_i} &= |1\rangle_{n_i}. \end{aligned} \quad (26)$$

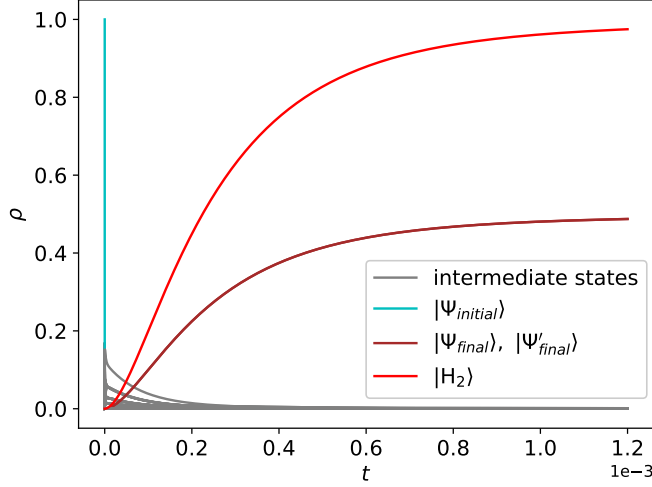


FIG. 3. (online color) The evolution with consideration of electron spin transition and spin-spin interaction between electrons and nuclei. Probability of state $|\Psi_{initial}\rangle$ is denoted by cyan solid curve, and probability of states $|\Psi_{final}\rangle$ and $|\Psi'_{final}\rangle$ is denoted by brown solid curve, the curve of time-dependent probability of state $|H_2\rangle$ is denoted by red solid curve, and other intermediate states are in gray.

IV. SIMULATIONS AND RESULTS

Now we introduce the numerical method to simulate the evolution of system. The solution $\rho(t)$ in Eq. (9) may be approximately found as a sequence of two steps. In the first step we make one step in the solution of the unitary part of Eq. (9)

$$\tilde{\rho}(t+dt) = \exp\left(-\frac{i}{\hbar}Hdt\right)\rho(t)\exp\left(\frac{i}{\hbar}Hdt\right) \quad (27)$$

and in the second step, make one step in the solution of Eq. (9) with the commutator removed

$$\rho(t+dt) = \tilde{\rho}(t+dt) + \frac{1}{\hbar}L(\tilde{\rho}(t+dt))dt \quad (28)$$

In simulations:

$$\hbar = 1, \Omega^\uparrow = \Omega^\downarrow = 10^{10}, \omega^\uparrow = \omega^\downarrow = 5 \times 10^9, \Omega^s = 10^9, \Omega^n = 10^8;$$

$$g_{\Omega^\uparrow} = g_{\Omega^\downarrow} = 10^8, g_{\omega^\uparrow} = g_{\omega^\downarrow} = 5 \times 10^7, g_{\Omega^s} = 10^7, g_{en} = 10^6, \zeta_2 = 10^9, \zeta_1 = 10^7, \zeta_0 = 0.$$

We consider the leakage of all types of photon in Markovian open systems, and its dissipative rate all are equal:

$$\gamma_{\Omega^\uparrow} = \gamma_{\Omega^\downarrow} = \gamma_{\omega^\uparrow} = \gamma_{\omega^\downarrow} = \gamma_{\Omega^s} = \gamma_{\Omega^n} = 10^7.$$

A. Formation of neutral hydrogen molecule

In Subsection II A, we introduce feeble spin-spin interaction between electrons and nuclei. Initial state is

$|\Psi_{initial}\rangle$, described in Fig. 2, where two electrons with \downarrow are both in atomic ground orbital as above, and two nuclei are with \uparrow . Spin-spin interaction is permissible, and it only happens when electron is in atomic ground orbital, which is close to nucleus. Comparing to independent electron spin transition strength g_{Ω^s} , strength of spin-spin interaction between nucleus and electron g_{en} is extremely slight. Thus, we provisionally neglect independent electron spin transition in ground orbitals in order to study the effect of spin-spin interaction on formation of neutral hydrogen molecule.

We assume that $\mu_{\Omega^\uparrow} = \mu_{\Omega^\downarrow} = \mu_{\Omega^s} = \mu_{\Omega^n} = 0.5$ and $\mu_{\omega^\uparrow} = \mu_{\omega^\downarrow} = 0$. This means that photons with modes $\Omega^\uparrow, \Omega^\downarrow, \Omega^s, \Omega^n$ will be continuously injected into the system, while another photons with $\omega^\uparrow, \omega^\downarrow$ will not be replenished.

According to numerical results in Fig. 3, we found brown solid curve representing $|\Psi_{final}\rangle$ and $|\Psi'_{final}\rangle$ rises and reaches 0.5 at the end. $|\Psi_{final}\rangle$ and $|\Psi'_{final}\rangle$ are described in Fig. 2, where two electrons with different spins are fastened in molecular ground orbital, corresponding to $|0\rangle_n|1\rangle_{n_1}|0\rangle_{n_2}$ and $|0\rangle_n|0\rangle_{n_1}|1\rangle_{n_2}$, respectively. It also means that formation of H_2 ($|H_2\rangle = c_0|\Psi_{final}\rangle + c_1|\Psi'_{final}\rangle$) is achieved (red solid curve also rises and reaches 1) and free hydrogen atoms are no longer in existence. Thus, we can say that formation of neutral hydrogen molecule is possible.

B. Effect of electron spin

Now we investigate the effect of photonic mode Ω^s on the evolution and the formation of neutral hydrogen molecule.

We assume that $\mu_{\Omega^\uparrow} = \mu_{\Omega^\downarrow} = \mu_{\Omega^n} = 0.5$ and $\mu_{\omega^\uparrow} = \mu_{\omega^\downarrow} = 0$.

In Fig. 4 (a), we chose four instances that vary in various μ_{Ω^s} : $\mu_{\Omega^s}^1 = 0, \mu_{\Omega^s}^2 = 0.1, \mu_{\Omega^s}^3 = 0.3, \mu_{\Omega^s}^4 = 0.5$. We discovered that neutral hydrogen molecule forms more quickly the higher the μ_{Ω^s} . The circumstance where $\mu_{\Omega^s}^1 = 0$ (in this case, $T_{\Omega^s}^1 = 0K$) occurs is where formation moves the slowest, indicated by red solid curve. The fastest formation occurs when $\mu_{\Omega^s}^4 = 0.5$, indicated by green dashed-dotted curve. The probability of the $|H_2\rangle$ never approaches 1 when the μ_{Ω^s} is equal to 0. However, once μ_{Ω^s} is bigger than 0, the probability of $|H_2\rangle$ will reach 1 as long as the duration is long enough. Atomic photons are continuously reintroduced back into the system since molecular photons are not regenerated. As a result, the whole system will gradually change to create a stable molecular state.

We now raise μ_{Ω^s} from 0 to 0.5. In each case we take the value of state $|H_2\rangle$ when the time of evolution is 0.0012s. We can intuitively perceive the trend of $|H_2\rangle$ with the growth of μ_{Ω^s} in Fig. 4 (b). Probability of $|H_2\rangle$ is close to 0 when μ_{Ω^s} is near to 0. It begins to increase as the μ_{Ω^s} rises, then it reaches a top, which is close to 1. From the inserted figure in Fig. 4 (b), we can see that

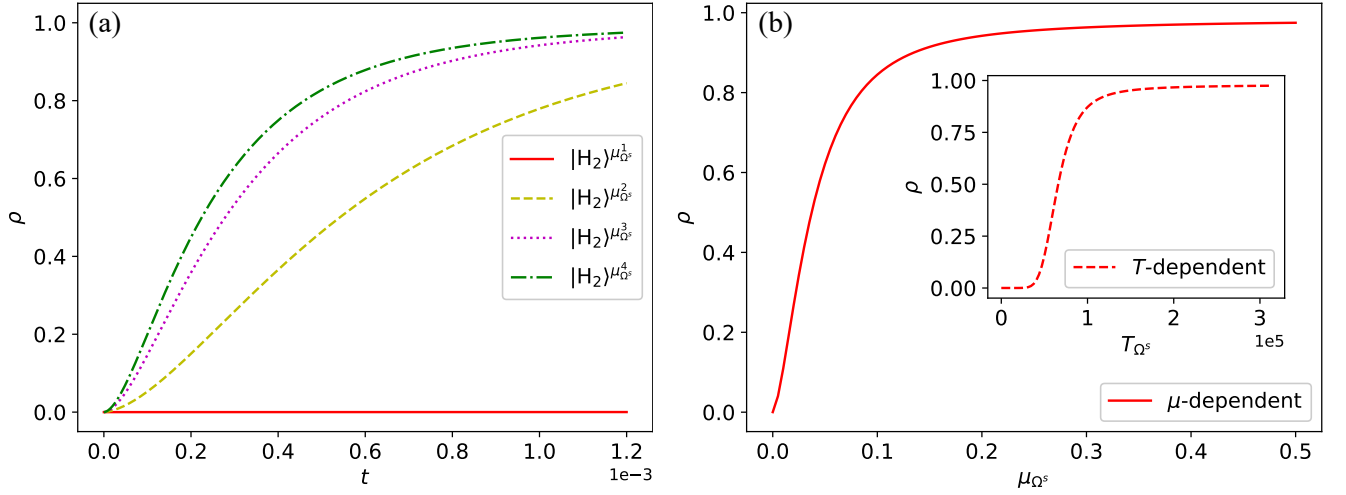


FIG. 4. (online color) Effect of photonic mode Ω^s . In (a), curves of $|H_2\rangle$ are corresponding to $\mu_{\Omega^s}^1$ (red solid), $\mu_{\Omega^s}^2$ (yellow dashed), $\mu_{\Omega^s}^3$ (magenta dotted) and $\mu_{\Omega^s}^4$ (green dash-dotted), respectively. In (b), red solid curve represent $|H_2\rangle$, when time of evolution reaches 0.0012s, with the increases of μ_{Ω^s} from 0 to 0.5. Red dashed curve in inserted figure represents the T -dependent probability of $|H_2\rangle$ when time reaches 0.0012s.

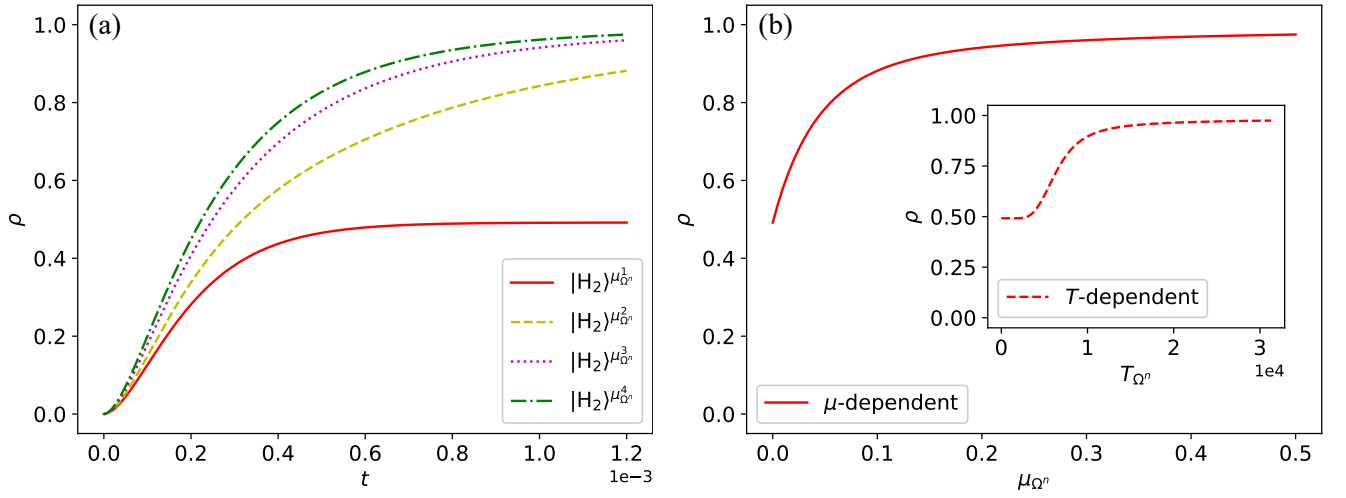


FIG. 5. (online color) Effect of photonic mode Ω^n . In (a), curves of $|H_2\rangle$ are corresponding to $\mu_{\Omega^n}^1$ (red solid), $\mu_{\Omega^n}^2$ (yellow dashed), $\mu_{\Omega^n}^3$ (magenta dotted) and $\mu_{\Omega^n}^4$ (green dash-dotted), respectively. In (b), red solid curve represent $|H_2\rangle$, when time of evolution reaches 0.0012s, with the increases of μ_{Ω^n} from 0 to 0.5. Red dashed curve in inserted figure represents the T -dependent probability of $|H_2\rangle$ when time reaches 0.0012s.

the T -dependent curve of probability has the same trend as the μ -dependent curve, but there is a hysteresis near 0K.

C. Effect of nuclear spin

Then we investigate the influence of photonic modes Ω^n to the evolution and the formation of neutral hydrogen molecule.

We assume that $\mu_{\Omega^\uparrow} = \mu_{\Omega^\downarrow} = \mu_{\Omega^s} = 0.5$ and $\mu_{\omega^\uparrow} =$

$\mu_{\omega^\downarrow} = 0$.

In Fig. 5 (a), we chose four instances that vary in various μ_{Ω^n} : $\mu_{\Omega^n}^1 = 0$, $\mu_{\Omega^n}^2 = 0.1$, $\mu_{\Omega^n}^3 = 0.3$, $\mu_{\Omega^n}^4 = 0.5$. We discovered that neutral hydrogen molecule forms more quickly the higher the μ_{Ω^n} . However, compared with the Ω^s , the promoting effect of the Ω^n on neutral hydrogen molecular formation is not so great due to the weaker spin-spin interaction. The circumstance where $\mu_{\Omega^n}^1 = 0$ (in this case, $T_{\Omega^n}^1 = 0K$) occurs is where formation moves the slowest, indicated by red solid curve. But probability of $|H_2\rangle$ is much higher than the case where μ_{Ω^n} is equal

to 0. This is because in the initial state, we have only one electron spin photon, but there are two nuclei both with \uparrow , which means that at most two nuclear spin photons will be released. The fastest formation occurs when $\mu_{\Omega^n}^4 = 0.5$, indicated by green dashed-dotted curve. The probability of the $|\text{H}_2\rangle$ never approaches 1 when the μ_{Ω^n} is equal to 0. However, once μ_{Ω^n} is bigger than 0, the probability of $|\text{H}_2\rangle$ will reach 1 as long as the duration is long enough.

We now raise μ_{Ω^n} from 0 to 0.5. In each case we take the value of state $|\text{H}_2\rangle$ when the time of evolution is 0.0012s. We can intuitively perceive the trend of $|\text{H}_2\rangle$ with the growth of μ_{Ω^n} in Fig. 5 (b). Probability of $|\text{H}_2\rangle$ is close to 0.5 when μ_{Ω^n} is near to 0. It begins to increase as the μ_{Ω^n} rises, then it reaches a top, which is close to 1. For photonic mode Ω^n , the T -dependent curve of probability has a hysteresis, too.

V. CONCLUDING DISCUSSION AND FUTURE WORK

In this paper, we simulate the neutral hydrogen molecule formation in the association-dissociation model of neutral hydrogen molecule. We introduce spin-spin interaction into the system and derived some analytical results of it:

Above all, we studied spin-spin interaction between

electrons and nuclei in Subsection IV A. In this part, we investigated the formation of hydrogen molecule. Then the effects of temperature variation of Ω^s and Ω^n on the formation of neutral hydrogen molecule is obtained in Subsection IV B and Subsection IV C: the higher temperature, the faster process of neutral hydrogen molecule formation. We have established the adequacy of our model for describing chemical scenarios, taking into account the effects of photons of various modes. In particular, the effect of nuclear spin photon is present, but it is much less than that of electron spin photon. If we compare Fig. 4 and Fig. 5 obtained above, we can see that the mode Ω^s affects the association reaction much more than the mode Ω^n .

Our model is temporarily rough, but its advantage is in simplicity and scalability. And in future this model can be generalized to many modifications for laying the foundation for future complex chemical and biological models.

ACKNOWLEDGMENTS

The reported study was funded by China Scholarship Council, project number 202108090483. The authors acknowledge Center for Collective Usage of Ultra HPC Resources (<https://www.parallel.ru/>) at Lomonosov Moscow State University for providing super-computer resources that have contributed to the research results reported within this paper.

-
- [1] J. Zhu, Quantum simulation of dissociative ionization of H_2^+ in full dimensionality with a time-dependent surface-flux method, *Phys. Rev. A* **102**, 053109 (2020).
 - [2] V. Afanasyev, K. Zheng, A. Kulagin, H. Miao, Y. Ozhigov, W. Lee, and N. Victorova, About chemical modifications of finite dimensional QED models, *Nonlinear Phenomena in Complex Systems* **24**, 230 (2021).
 - [3] H. hui Miao and Y. I. Ozhigov, Using a modified version of the tavis-cummings-hubbard model to simulate the formation of neutral hydrogen molecule, *Physica A: Statistical Mechanics and its Applications*, 128851 (2023).
 - [4] E. T. Jaynes and F. W. Cummings, Comparison of quantum and semiclassical radiation theories with application to the beam maser, *Proceedings of the IEEE* **51**, 89 (1963).
 - [5] M. Tavis and F. W. Cummings, Exact solution for an n -molecule—radiation-field Hamiltonian, *Phys. Rev.* **170**, 379 (1968).
 - [6] D. G. Angelakis, M. F. Santos, and S. Bose, Photon-blockade-induced mott transitions and XY spin models in coupled cavity arrays, *Phys. Rev. A* **76**, 031805 (2007).
 - [7] H. Wei, J. Zhang, S. Greschner, T. C. Scott, and W. Zhang, Quantum Monte Carlo study of superradiant supersolid of light in the extended Jaynes-Cummings-Hubbard model, *Phys. Rev. B* **103**, 184501 (2021).
 - [8] S. Prasad and A. Martin, Effective three-body interactions in Jaynes-Cummings-Hubbard systems, *Sci Rep* **8**, 16253 (2018).
 - [9] L. Guo, S. Greschner, S. Zhu, and W. Zhang, Supersolid and pair correlations of the extended Jaynes-Cummings-Hubbard model on triangular lattices, *Phys. Rev. A* **100**, 033614 (2019).
 - [10] K. C. Smith, A. Bhattacharya, and D. J. Masiello, Exact k -body representation of the Jaynes-Cummings interaction in the dressed basis: Insight into many-body phenomena with light, *Phys. Rev. A* **104**, 013707 (2021).
 - [11] A. Kulagin and Y. Ozhigov, Realization of Grover search algorithm on the optical cavities, *Lobachevskii J Math* **43**, 864 (2022).
 - [12] R. Düll, A. Kulagin, W. Lee, Y. Ozhigov, H. Miao, and K. Zheng, Quality of control in the Tavis-Cummings-Hubbard model, *Computational Mathematics and Modeling* **32**, 75 (2021).
 - [13] W. Pauli, Über den Zusammenhang des Abschlusses der Elektronengruppen im Atom mit der Komplexstruktur der Spektren, *Zeitschrift für Physik* **31**, 765 (1925).
 - [14] P. A. M. Dirac, The quantum theory of the emission and absorption of radiation, *Proc. R. Soc. A* **114**, 243 (1927).
 - [15] V. Fock, Konfigurationsraum und zweite quantelung, *Zeitschrift für Physik* **75**, 622 (1932).
 - [16] A. V. Kulagin, V. Y. Ladunov, Y. I. Ozhigov, N. A. Skovoroda, and N. B. Victorova, Homogeneous atomic ensembles and single-mode field: review of simulation results, in *International Conference on Micro-and Nano-Electronics 2018*, Vol. 11022 (SPIE, 2019) pp. 600–611.
 - [17] Y. Wu and X. Yang, Strong-coupling theory of peri-

odically driven two-level systems, Phys. Rev. Lett. **98**, 013601 (2007).