

LossMix: Simplify and Generalize Mixup for Object Detection and Beyond

Thanh Vu^{1,2*} Baochen Sun² Bodi Yuan² Alex Ngai² Yueqi Li² Jan-Michael Frahm¹
¹UNC Chapel Hill ²Mineral

{tvu, jmf}@cs.unc.edu {baochens, bodiyuan, alexngai, yueqili}@mineral.ai

Abstract

The success of data mixing augmentations in image classification tasks has been well-received. However, these techniques cannot be readily applied to object detection due to challenges such as spatial misalignment, foreground/background distinction, and plurality of instances. To tackle these issues, we first introduce a novel conceptual framework called Supervision Interpolation, which offers a fresh perspective on interpolation-based augmentations by relaxing and generalizing Mixup. Building on this framework, we propose LossMix, a simple yet versatile and effective regularization that enhances the performance and robustness of object detectors and more. Our key insight is that we can effectively regularize the training on mixed data by interpolating their loss errors instead of ground truth labels. Empirical results on the PASCAL VOC and MS COCO datasets demonstrate that LossMix consistently outperforms currently popular mixing strategies. Furthermore, we design a two-stage domain mixing method that leverages LossMix to surpass Adaptive Teacher (CVPR 2022) and set a new state of the art for unsupervised domain adaptation.

1. Introduction

Over the past decade, object detection has made remarkable progress, with impressive scores on challenging benchmarks such as MS COCO [26]. However, state-of-the-art detectors still suffer from poor generalization abilities and struggle with data outside their training distribution, especially under domain shifts [22, 43]. Recently, data mixing techniques, pioneered by Mixup [66], have emerged as an effective augmentation and regularization method for improving accuracy and robustness in deep neural networks. These techniques [4, 14, 19, 57, 64, 66] use a linear interpolation of both images and their labels to generate synthetic training data. The “mixing” process encourages the model to behave linearly between training examples, which can potentially reduce undesired oscillations for out-of-distribution predictions. Since its intro-

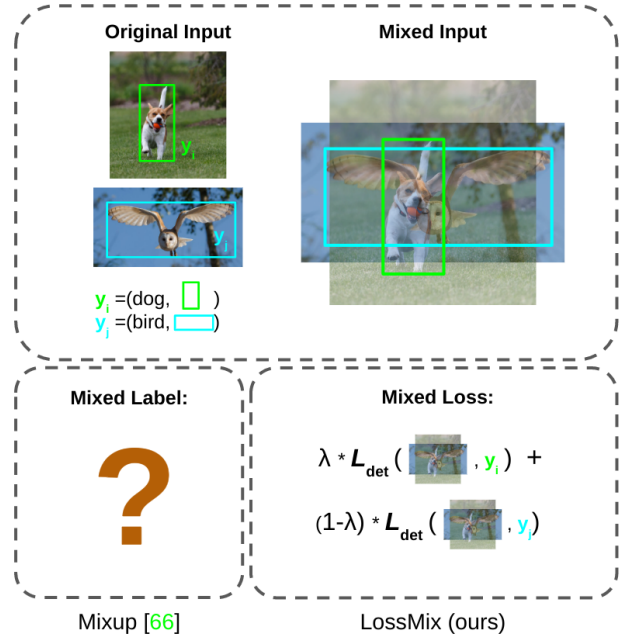


Figure 1. Compared to label-mixing methods, e.g. Mixup [66] or CutMix [64], the proposed LossMix deploys interpolated losses instead of interpolated ground truths as the mixed supervision signals. This significantly simplifies the challenges involved in applying data mixing to higher-level tasks such as object detection.

duction in 2018, Mixup has garnered increasing attention and has been widely adopted for image classification problems [4, 14, 19, 27, 32, 33, 42, 44, 57, 60, 63, 64, 66]. This motivates us to investigate the potential of Mixup augmentation for enhancing object detection.

Unfortunately, Mixup cannot be applied to object detection task off the shelf. On one hand, the mixing of the category label of object instances is non-trivial (Fig. 2) due to issues such as spatial misalignment, foreground/background distinctions, and the plurality of instances. In contrast to classification, where images share the same shape and each only has one class label, object detectors need to handle images and objects of different aspect ratios and positions. This makes it impossible to guarantee the alignment of

*Work done during a residency with Mineral.

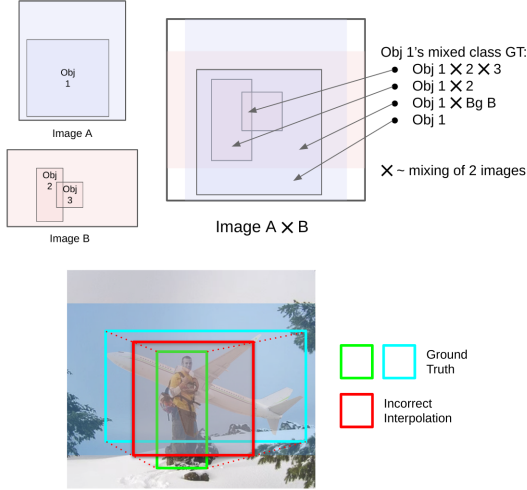


Figure 2. Challenges when applying mixup to object detection. Top: Complication of mixed category labels. Bottom: Semantically incorrect interpolation of bounding box coordinates.

mixed objects and creates much more complexity for the interpolation of class labels. Fig. 2 (top) provides a visualization of these challenges. In addition, ground truth object detection annotations are composed of bounding box coordinates that cannot be naively interpolated without disturbing the localization ground truth (Fig. 2, bottom).

A number of previous studies [9, 59, 67, 68, 69, 70] have deployed a workaround by taking an unweighted, uniform “Union” of all bounding boxes as new ground truth for the augmented image. This approach has shown some success, but it has several limitations. First, the approach does not follow the input-target dual interpolation principle that fuels the success of Mixup in classification, as it considers all component bounding boxes equally regardless of the actual mixing ratio λ . Second, when small mixing coefficients are used, e.g. $\lambda < 0.1$, the “Union” strategy can produce noisy mixed object labels (Fig. 3), potentially leading to sensitivity to noise and hallucinations in the model. These approaches expect the models to be able to predict all object instances with equal likelihood, regardless of their visibility. Finally, most of the previous studies have focused on using data mixing for semi-supervised [69, 70] or few-shot learning [9], rather than general object detection, aside from [68]. More efforts exploring data mixing for general object detection are still needed to address these limitations.

To address these problems, we introduce two novel ideas: Supervision Interpolation (SI) and LossMix. SI generalizes Mixup’s input-target formulation by relaxing the requirement to explicitly interpolate the labels. Instead, we hypothesize that it is possible to interpolate other forms of target supervision besides explicitly augmenting the ground truth. Based on this, we then propose LossMix, a simple but effective and versatile regularization that enables data



Figure 3. The problem with using unweighted union[9, 50, 59, 68, 69, 67, 70] as a mixup approximation for object detection is that all component bounding boxes are treated equally regardless of the actual mixing ratio.

mixing augmentation to strengthen object detection models and more. Our key insight is that we can effectively interpolate the losses, instead of the ground truth labels, according to the input’s interpolation. Intuitively, from a data mixing perspective, LossMix interpolates the gradient signals that guide the models’ learning, instead of explicitly augmenting the supervision labels like prior approaches [66, 64]. From an object detection perspective, LossMix weights the penalty for each prediction based on their augmented visibility. For example, LossMix would scale down the penalty for a failure to detect the plane with $\lambda = 0.1$ in Fig. 3 (right) since it has low visibility, while Union would treat both the plane and the person ($\lambda = 0.9$) equally. LossMix is flexible and can implicitly handle the mixing of sub-tasks (both classification and localization), while remaining true to the input-target dual interpolation principle that powered the success of the original Mixup [66]. In a nutshell, our contributions are as follows:

- We introduce the concept of Supervision Interpolation (SI), a reinterpretation and generalization of Mixup [66]-like input-label interpolation formulation.
- Based on SI, we propose LossMix, a simple but effective and versatile regularization that enables direct data mixing augmentation for object detection.
- We demonstrate that LossMix consistently outperforms popular mixing strategies used by prior work on PASCAL VOC [7] and MS COCO [26] datasets.
- We design a two-stage domain mixing approach utilizing LossMix to surpass the recent Adaptive Teacher [23] (CVPR 2022) and achieve a new state of the art for unsupervised domain adaptation.

2. Related Work

Data Mixing Augmentations The original Mixup [66] was designed for image classification tasks, proposing to use a convex combination of data and labels to expand the space of augmented training examples. Mixup [66], CutMix [64], and follow-up works [4, 14, 19, 27, 32, 33, 42, 44, 57, 60, 63, 64, 66] have demonstrated the benefits of this interpolation-based augmentation for improving models’ memorization and sensitivity to appearance changes. Since then, many works have utilized Mixup for image clas-

sification problems [42, 60, 63]. However, due to the challenges discussed above, only a few studies [68] have explored the use of Mixup for general object detection. Others tend to focus on settings with limited labeled data, such as semi-supervised learning [69, 70], few-shot learning [9], or domain adaptation [9, 58].

Cross-Domain Object Detection There are two main approaches for object detection: one-stage object detectors that attempt to perform localization and classification simultaneously [28, 47], and two-stage object detectors that first generate object proposals and then perform classification and bounding box refinement in the second stage [48]. Domain Adaptation based approaches aims to build a robust detectors that can generalize well to a target domain with limited or no labeled data. These methods can either explicitly align the feature distributions using a specific distance metric [34, 36, 53], or implicitly align the distributions using an adversarial loss [8, 13, 35] or GAN [21, 41]. While most current works in domain adaptation focus on image classification [1, 2, 11, 15, 24, 29, 30, 37, 38, 39, 46, 54], a few have delved into object detection [6, 10, 16, 23, 40, 45]. Data mixing [64, 66] is appealing in the context of UDA because of the opportunity to strategically blend cross-domain information during training. To our best knowledge, the topic of data mixing for cross-domain object detection remains largely understudied [58]. We are interested in exploring the potential of LossMix when applied to UDA.

3. Methodology

3.1. Limitation of Label Mixing

What does Mixup do? Mixup [66] trains models with virtual examples constructed by convex combinations of pairs of examples and their associated labels:

$$\tilde{x} = \lambda x_i + (1 - \lambda)x_j \quad (1)$$

$$\tilde{y} = \lambda y_i + (1 - \lambda)y_j \quad (2)$$

where (x_i, y_i) and (x_j, y_j) denote randomly sampled pairs of image and ground truth label and $\lambda \in [0, 1]$ denotes the interpolation coefficient. Training with mixup-augmented data entails minimizing the empirical vicinal risk:

$$\mathcal{R}_v(f) = \frac{1}{m} \sum_{i=1}^m \mathcal{L}(f(\tilde{x}), \tilde{y}) \quad (3)$$

The core idea is to regularize the learning using a prior knowledge that linear interpolations of the input features (input mixing) should yield linear interpolations of the corresponding output targets (label mixing). Such linear behavior in-between training examples can potentially mitigate undesired oscillations when predicting examples outside the training distribution.

What are the limitations? As discussed in the Sec. 1 and illustrated in Fig. 2, despite working well for classification, the problem quickly arise when considering mixup for other higher-level tasks like object detection. This is precisely because Eq. 2 imposes a hard constraint for the augmented labels \tilde{y} to be an explicit linear combination of the real labels y_i and y_j . In object detection, for every x_i , the label y_i contains a set of object annotations, each has their own class and bounding box coordinates: $y_i = \{(c_{i1}, b_{i1}), (c_{i2}, b_{i2}), \dots\}$, with (c_{ik}, b_{ik}) denoting an object instance with class label c_{ik} and box coordinates b_{ik} . This results in an ill-defined \tilde{y} and makes label mixing exponentially more complicated. Existing work [9, 59, 67, 68, 69, 70] chose to take an unweighted union of y_i and y_j , yielding $\tilde{y} = \{(c_{i1}, b_{i1}), (c_{i2}, b_{i2}), \dots, (c_{j1}, b_{j1}), (c_{j2}, b_{j2}), \dots\}$. Although this heuristic may offer some improvement in practice, it does not faithfully interpolate labels since \tilde{y} is independent of λ and may lead to sub-optimal results. For example, small λ could be problematic since some objects become barely visible (Fig. 3), creating noisy labels.

3.2. Supervision Interpolation

We identify that the root cause of the aforementioned issues for both Mixup and unweighted union strategy is the label mixing requirement defined in Eq. 2. Despite working well for simple classification tasks, this policy clearly creates much complications for higher-level tasks such as object detection. To address this, we propose Supervision Interpolation (SI), a conceptual reinterpretation and generalization of Mixup’s input-label interpolation formulation. In SI, we train models using a dual of interpolated data \tilde{x} and proportionally interpolated supervision signals. Intuitively, SI regulates the training by interpolating the supervision or gradient signals guiding the model, depending on the interpolated inputs. For example, Mixup-based augmentations [4, 14, 32, 64, 66] and ICT [18, 56] in semi-supervised learning can be seen as a special case of SI where the supervision signals are the ground truth classification labels. Based on such a flexible SI framework, next we will introduce, LossMix, a versatile method that enables data mixing and helps strengthen object detectors.

3.3. LossMix

Given the conceptual framework of Supervision Interpolation (SI), we then introduce LossMix, an equally simple but more versatile, task-agnostic sibling of mixup that interpolates the loss errors instead of target labels. Specifically, the LossMix-augmented data:

$$\tilde{x} = \lambda x_i + (1 - \lambda)x_j \quad (4)$$

$$\tilde{y} = \{(y_i; \lambda), (y_j; (1 - \lambda))\} \quad (5)$$

are coupled with an augmented loss function:

$$\tilde{\mathcal{L}}(f(\tilde{x}), \tilde{y}) = \lambda \mathcal{L}(f(\tilde{x}), y_i) + (1 - \lambda) \mathcal{L}(f(\tilde{x}), y_j) \quad (6)$$

From a SI perspective, our supervision signal is the loss errors weighted relative to y_i and y_j , instead of an explicit interpolation of y_i and y_j . From the Mixup perspective, we have relaxed the constraint in Eq. 2 and only characterise the virtual target \tilde{y} using weighted y_i and y_j without explicitly constraint the form of \tilde{y} . Note that as $\lambda \rightarrow 0.0$ or 1.0 , LossMix optimization will approach the standard empirical risk minimization. We would like to highlight that LossMix is not only simple and effective, but also highly versatile:

Simple-yet-effective The idea of loss mixing is straightforward and intuitive, both conceptually and implementation-wise, allowing easy adaptation to existing frameworks. Nonetheless, by design, LossMix helps circumvent the semantic collapse of bounding box interpolation (Fig. 2, top and bottom) and approximation issues of unweighted union approach (Fig. 3). Moreover, our experiments demonstrate the effectiveness and robustness of LossMix despite the simplicity in the design, successfully yielding improvement across two standard object detection datasets: PASCAL VOC [7] and MS COCO [26]. Finally, by integrating LossMix in domain adaptation, we can even surpass the recent state-of-the-art method – Adaptive Teacher [23] (CVPR 2022).

Generalizability LossMix leverages a versatile loss weighting formulation that is potentially applicable to different tasks (i.e., classification, detection, etc.) as well as different input mixing strategies (i.e., Mixup [66], CutMix [66], etc.). LossMix is loss-agnostic, which simplifies its application in object detection and can inspire more applications beyond cross-entropy loss based classification, e.g. regression tasks like localization or depth estimation. The core idea of LossMix lies in the mixing of target loss signal y and does not limit the input mixing. This opens the door for different strategies, including those that are pixel-based [66], region-based [64], style-based [14] and more.

3.4. LossMix for Classification

In the case of standard image classification and segmentation with cross-entropy loss, LossMix optimization is equivalent to that of Mixup style label mixing:

$$\tilde{\mathcal{L}}_{lossmix}(f(\tilde{x}), \tilde{y}_{lossmix}) \quad (7)$$

$$= \lambda \mathcal{L}_{ce}(f(\tilde{x}), y_i) + (1 - \lambda) \mathcal{L}_{ce}(f(\tilde{x}), y_j) \quad (8)$$

$$= -\lambda y_i \log f(\tilde{x}) - (1 - \lambda) y_j \log f(\tilde{x}) \quad (9)$$

$$= -(\lambda y_i + (1 - \lambda) y_j) \log f(\tilde{x}) \quad (10)$$

$$= \mathcal{L}_{ce}(f(\tilde{x}), \lambda y_i + (1 - \lambda) y_j) \quad (11)$$

$$= \tilde{\mathcal{L}}_{mixup}(f(\tilde{x}), \tilde{y}_{mixup}) \quad (12)$$

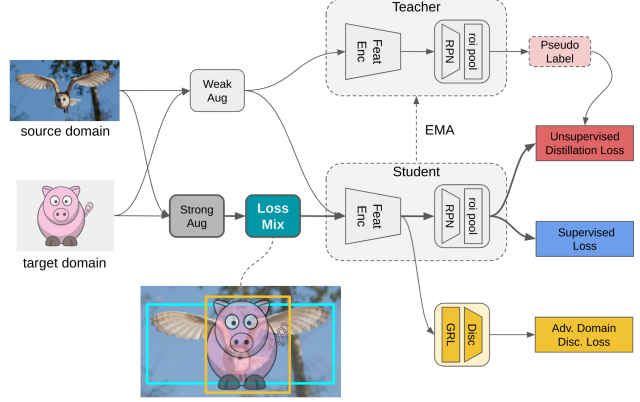


Figure 4. Overview of the proposed mixed-domain Mean Teacher framework that leverages our LossMix and cross-domain mixing strategies. Teacher-Student setup is inspired by [23, 6, 55, 31, 52].

This shows that, by design, LossMix shares similar benefits with Mixup in cross-entropy based classification problems. It is worth noting that loss-mixing formulation for Mixup by itself is not new [65, 32]. What sets LossMix apart is its use of the Supervision Interpolation Training framework to replace label mixing with loss mixing at a fundamental level. This significantly enhances its generalizability, making cross-entropy loss and classification a special case rather than the only option. Since Mixup’s advantages in classification have been well studied [4, 14, 19, 27, 32, 33, 42, 44, 57, 60, 63, 64, 66], we will focus on exploring LossMix for object detection and domain adaptation.

3.5. LossMix for Object Detection

Since LossMix makes no assumption about the loss functions \mathcal{L} in Eq. 6, we can easily apply it to object detection by interpolating both the classification loss and box regression loss. For example, for Faster RCNN [48], \mathcal{L} takes the form of the standard supervised loss for two-stage detectors:

$$\begin{aligned} \mathcal{L}_{det}(f(x), y) &= \mathcal{L}^{rpn}(f(x), y) + \mathcal{L}^{roi}(f(x), y) \\ &= \mathcal{L}_{cls}^{rpn}(f(x), y) + \mathcal{L}_{reg}^{rpn}(f(x), y) \\ &\quad + \mathcal{L}_{cls}^{roi}(f(x), y) + \mathcal{L}_{reg}^{roi}(f(x), y) \end{aligned} \quad (13)$$

Here, \mathcal{L}^{rpn} denotes the loss of Region Proposal Network (RPN) which generates candidate proposals, while \mathcal{L}^{roi} denotes the loss for Region of Interest (ROI) branch. Both branches perform bounding box regression and classification tasks, specifically binary classification for RPN (object or not) and multi-class classification for ROI [48]. Given a mixing coefficient λ , we can directly re-weight all sub-task losses as follows (model f is omitted for brevity):

$$\tilde{\mathcal{L}}_{det}(\tilde{x}, \tilde{y}) = \lambda \mathcal{L}_{det}(\tilde{x}, y_i) + (1 - \lambda) \mathcal{L}_{det}(\tilde{x}, y_j) \quad (14)$$



Figure 5. Along with LossMix, we use joint intra- and inter-domain mixing to reduce domain gap and mitigate bias towards source domain for Cross-Domain Mean Teacher framework.

3.6. LossMix for Domain Adaptation

This section describes our design of a two-stage domain mixing method that takes advantage of LossMix, teacher-generated pseudo-labels, as well as different types of mixed data. We employ the recent Adaptive Teacher [23] (CVPR 2022) as our base framework for self-distillation. In a nutshell, we first initialize both Teacher and Student models, whose weights are shared, using standard object detection training with labeled source-domain data (warmup phase). During this phase, we use two types of mixed data, named intra-domain balanced mixing and inter-domain noise mixing. Next, in the adaptation phase, both models are jointly trained using the same cross-domain distillation [23, 6]. During this phase, we leverage pseudo-labels generated by the Teacher to perform two types of mixing: intra-domain balanced mixing (source \times source and target \times target) and inter-domain balanced mixing (source \times target). Fig. 4 and Fig. 5 give an overview of our Teacher-Student framework.

Warmup phase During the warmup phase, we mix intra-source domain data to encourage better (non-directional) generalization and improve robustness on unseen data. This follows the original use of mixup and can indirectly benefit the performance on target domain. As suggested by [23], the warmup stage is critical since it initializes the Teacher, who in turn will generate pseudo labels to distill target-domain knowledge to the Student. However, a warmup stage that relies purely on source domain data risks biasing the Teacher model towards such a distribution [6], potentially yielding low-quality pseudo labels. So, we pro-

pose to leverage unlabeled target images to mitigate this, specifically by mixing a small amount (e.g. $\lambda < 0.1$) of them into the labeled source images. As a result, these images will act inter-domain, target-aware noise augmentation that could help reduce domain gap and bias in the Teacher. Unlike intra-domain mixing (source \times source), inter-domain augmentation (source \times target) acts as a directional prior that directly encourages the model to learn linear behaviors to bridge the domain gap from source to target distribution.

Adaptation phase During the adaptation phase, thanks to the pseudo labels generated by the Teacher, we can perform intra-domain mixing with both labeled source (source-source) and pseudo-labeled target data (target-target). Moreover, we also deploy a version of inter-domain mixing, similar to what used in the warmup phase, but in a more balanced fashion. The reasons for this are twofold. First of all, with the presence of target pseudo labels, we now have the option to perform inter-domain mixing in the same manner as we do for intra-domain labeled source mixing, which is something not feasible during the warmup phase. Secondly, the reason we do not want to continue using noise mixing is because it would become merely additional source domain data (the mixed-in unlabeled target image is only noise) and can potentially bias the model towards source distribution. Compare to this, the pseudo labels are much stronger signal that will push the model to learn target features. Note that we also do not want to over-emphasize on the pseudo labels and neglect the labeled source data entirely in order to guard against poor, noisy pseudo labels. As a result, during the adaptation phase, we apply balanced mixup for source-target pairs by sampling lambda from an unbiased distribution, e.g. $Beta\{\alpha, \alpha\}$ [66] or $\{0.5\}$, i.e., fixed lambda [68].

4. Experiments: Object Detection

4.1. Experimental Settings

Datasets We conduct experiments on two standard benchmark datasets in object detection, namely PASCAL VOC [7] and MS COCO [26]. We follow [68] and use the combination of PASCAL VOC 2007 *trainval* (5k images) and 2012 *trainval* (12k images) for training. Together they make up 16,551 images of 20 categories of common, real-world objects, each with fully annotated bounding boxes and class labels. The evaluation is done on PASCAL VOC 2007 *test* set (5K images). MS COCO [26] is composed of 80 object categories and is 10 times larger than PASCAL VOC. We train on *train2017* (118K images) and evaluated on *val2017* (5K images).

Baseline models We use three main baseline models to evaluate the performance of our proposed LossMix. The

Backbone	Method	AP	AP ₅₀	AP ₇₅
ResNet-50 + FPN	Baseline	53.30	78.89	59.11
	Noise	54.36	80.46	59.92
	Union	55.05	82.02	61.72
	LossMix (ours)	55.87	82.44	62.88
ResNet-101 + FPN	Baseline	53.25	79.87	59.24
	Noise	54.90	81.52	60.78
	Union	55.01	82.56	61.50
	LossMix (ours)	55.91	82.84	62.72

Table 1. PASCAL VOC results with Faster RCNN [48] detector and ResNet-50/101 [12] FPN [25] backbone. For each method, we report the best checkpoint based on AP50 metric following PASCAL VOC standard. Best results are in **bold**. Our proposed LossMix method outperforms prior approaches, *Union* [9, 59, 67, 68, 69, 70] and *Noise* [58], and achieves the best overall results.

first one is a baseline, bare bone model without any Mixup-like data augmentation. Secondly, we compare with the “Noise” mixing strategy used by [58] for unsupervised domain adaptation. In a nutshell, it mixes input image A with a small amount of image B (e.g. $\lambda < 0.1$) acting only as color augmentation and discards any objects exists in B. Finally, we compare LossMix against *Union* mixing, the most popular approach used by prior studies [9, 59, 67, 68, 69, 70].

Implementation Details We leverage the open-source PyTorch-based Detectron2 [61] repository as our object detection codebase for experimentation. We use Faster RCNN [48] with ResNet [12]–FPN [25] backbone as our baseline model. By default, ImageNet1K [5] pretrained weights are used to initialize the networks. Unless otherwise specified, we use a batch size of 64 for faster convergence, an initial learning rate of 0.08, and the default step scheduler from Detectron2. We train PASCAL VOC for 18,000 iterations, which is about 70 epochs, and MS COCO for 270,000 iterations, equating roughly 146.4 epochs. All experiments were trained with 8 NVIDIA GPUs, either V100 or A100.

4.2. Results

PASCAL VOC dataset Tab. 1 shows the results for LossMix in comparison with the baseline model and prior methods on PASCAL VOC dataset. First, we can see that all data mixing methods offer some improvements over the base Faster RCNN model, even “Noise” despite the weak mixing augmentation. This validates our interest in studying data mixing regularization for object detection. Second, among the detectors that deploys different mixing strategies, those with LossMix clearly outperform others. Specifically, our method yields up to +0.9AP compared to Union, +1.5AP compared to Noise, and +2.7AP compared to no-mixing baseline. Overall, LossMix achieves the best performance

across all three evaluation metrics, AP, AP₅₀, and AP₇₅, as well as both backbones, ResNet-50 and ResNet-101 FPN.

MS COCO dataset Our results for MS COCO dataset is shown in Tab. 2 Here, we can see that the promising performance of LossMix on PASCAL VOC is also generalizable to a much bigger (10×) dataset such as MS COCO as well. In particular, our method again achieves the best overall AP scores at 41.82 for ResNet-50 and 44.07 for ResNet-101. When considering all metrics, LossMix also outperforms the previous state-of-the-art mixing techniques in the majority of cases. We believe these results, coupled with the simplicity of loss mixing operation, make LossMix an appealing alternative to the current unweighted union practice for data mixing in object detection.

Ablation study Although at its core, LossMix simply proposes the mixing of loss signals, there can be different implementation variations and hyper-parameters. Tab. 3 provides an ablation study investigating how these options affect the performance of LossMix. Overall, LossMix is robust with these configurations; all offer improvement over the Baseline (no data mixing) and the popular Union [9, 59, 67, 68, 69, 70] strategy. Moreover, we can see that although mixing of classification losses (\mathcal{L}_{cls}^{rpn} and \mathcal{L}_{cls}^{roi}) contributes the most, mixing box regression losses (\mathcal{L}_{reg}^{rpn} and \mathcal{L}_{reg}^{roi}) can also help, yielding better localization results as shown by AP₇₅ as well as better overall AP. It is important to highlight that even when incorporating only box classification losses, our proposed method goes beyond image-level Mixup. This is because, by re-weighting \mathcal{L}_{cls} , LossMix effectively addresses a range of challenges related to spatial misalignment, background information, and object plurality that we have discussed in previous sections. In contrast, Mixup is not specifically designed to tackle these and cannot be adopted directly for object detection. This underscores the distinct advantages of our approach.

5. Experiments: Domain Adaptation

5.1. Experimental Settings

Datasets We conduct our experiments for cross-domain object detection using two popular and challenging real-to-artistic adaptation setups [3, 6, 20, 23, 49, 51, 62]: PASCAL VOC [7] → Clipart1k [17] and PASCAL VOC [7] → Watercolor2k [17]. Compared to PASCAL VOC, Clipart1k and Watercolor2k [17] represent large domain shifts from real-world photos to artistic images. Clipart1k dataset shares the same set of object categories as PASCAL VOC and contains a total of 1000 images. We split these into 500 training and 500 test examples. Watercolor2k dataset has 2000 images of objects from 6 classes in common with the

Backbone	Method	AP	AP ₅₀	AP ₇₅	AP _S	AP _M	AP _L
ResNet-50 + FPN	Baseline	40.41	60.95	43.95	24.59	43.82	51.82
	Noise [58]	41.01	61.74	44.98	25.20	44.71	52.34
	Union [9, 59, 67, 68, 69, 70]	41.43	62.75	45.68	25.59	45.19	52.61
	LossMix (ours)	41.82	62.51	45.81	25.04	45.48	54.03
ResNet-101 + FPN	Baseline	42.28	62.65	46.03	25.32	45.77	54.42
	Noise [58]	42.60	62.85	46.58	25.83	46.62	55.16
	Union [9, 59, 67, 68, 69, 70]	43.87	65.00	48.39	26.88	47.91	55.70
	LossMix (ours)	44.07	64.48	48.40	26.73	48.11	56.80

Table 2. MS COCO results with Faster RCNN [48] detector and ResNet-50/101 [12]–FPN [25] backbone. Best checkpoints are selected according to the AP metric following MS COCO evaluation format. All models are trained for 270,000 iterations. Best numbers are in **bold**. The proposed LossMix method outperforms prior techniques for the majority of metrics.

Method	Input mixing	Loss mixing				Evaluation		
		\mathcal{L}_{cls}^{rpn}	\mathcal{L}_{reg}^{rpn}	\mathcal{L}_{cls}^{roi}	\mathcal{L}_{reg}^{roi}	AP	AP ₅₀	AP ₇₅
Baseline (no mixing)	\times	\times	\times	\times	\times	53.88	79.31	59.99
Uniform Union (no loss mixing)	$\lambda \sim \text{Beta}(1.0, 1.0)$	\times	\times	\times	\times	55.28	81.97	61.78
LossMix: ROI-only	$\lambda \sim \text{Beta}(1.0, 1.0)$	\times	\times	\checkmark	\checkmark	56.15	82.07	62.90
LossMix: Localization-only	$\lambda \sim \text{Beta}(1.0, 1.0)$	\times	\checkmark	\times	\checkmark	55.31	82.15	62.61
LossMix: Classification-only	$\lambda \sim \text{Beta}(1.0, 1.0)$	\checkmark	\times	\checkmark	\times	56.55	82.71	63.38
LossMix: $\alpha = 0.2$	$\lambda \sim \text{Beta}(0.2, 0.2)$	\checkmark	\checkmark	\checkmark	\checkmark	56.21	81.95	63.33
LossMix: $\alpha = 5.0$	$\lambda \sim \text{Beta}(5.0, 5.0)$	\checkmark	\checkmark	\checkmark	\checkmark	56.18	82.21	62.72
LossMix: $\alpha = 20.0$	$\lambda \sim \text{Beta}(20.0, 20.0)$	\checkmark	\checkmark	\checkmark	\checkmark	56.30	82.10	63.11
LossMix-Reg (w/ RegMixup [44])	$\lambda \sim \text{Beta}(1.0, 1.0)$	\checkmark	\checkmark	\checkmark	\checkmark	56.31	81.92	62.40
LossMix-Partial (w/ early stop [33])	$\lambda \sim \text{Beta}(1.0, 1.0)$	\checkmark	\checkmark	\checkmark	\checkmark	56.42	82.20	62.93
LossMix (default)	$\lambda \sim \text{Beta}(1.0, 1.0)$	\checkmark	\checkmark	\checkmark	\checkmark	56.60	82.17	63.59

Table 3. Ablation study on PASCAL VOC [7] dataset. The base model is Faster RCNN [48] detector with ResNet-50 [12]–FPN [25] backbone. Best AP checkpoints are reported. Best numbers are in **bold**. For Partial-LossMix with early stopping, we train the model with LossMix for the first 16k iterations out of a total of 18k.

PASCAL VOC. We also split the dataset in halves to obtain 1000 training and 1000 test images.

Implementation Detail We leverage the open source code of the state-of-the-art Adaptive Teacher [23] framework (CVPR 2022). The codebase is also built on top of Detectron2 [61]. For fair comparison against previous works [6, 23], we use Faster RCNN [48] with ResNet-101 [12] backbone. We follow the setup of [23] and scale all images by resizing their shorter side to 600 while maintaining the image ratios. We keep all loss weight for labeled and pseudo-labeled examples to be 1.0 for simplicity and use the default weight of 0.1 for the discriminator branch. We also keep the confidence threshold as 0.8. We notice that the set of hyper-parameter reported in the [23] is not suitable for the open-sourced code. Thus, we tune them to get the best performance for Adaptive Teacher for fair comparison and keep their original set of strong-weak augmentations.

5.2. Results

PASCAL VOC \rightarrow Clipart1k We compare with state-of-the-art methods in cross-domain object detection using the popular PASCAL VOC \rightarrow Clipart1k adaptation (Tab. 4). We report an mAP of 50.33% across all object categories, achieving the new state-of-the-art performance with +3.5% improvement on top of the prior state of the art set by the recent Adaptive Teacher [23]. Despite AT’s strong performance, our results suggest that large domain shifts are still challenging and reveal potential biases toward source domain, e.g. inherently in the warmup procedure of Mean Teacher. By strategically leveraging LossMix, we are able to mitigate these problems and further improve accuracy.

Comparison with other data mixing strategies Table 4 also presents our comparison to different mixup variations used by existing methods, namely Union [9, 59, 67, 68, 69, 70] and Noise [58]. Specifically, AFAN [58] deploys

Method	aero	bike	bird	boat	bottle	bus	car	cat	chair	cow	table	dog	hrs	mbike	prsn	plnt	sheep	sofa	train	tv	mAP
Source	23.0	39.6	20.1	23.6	25.7	42.6	25.2	0.9	41.2	25.6	23.7	11.2	28.2	49.5	45.2	46.9	9.1	22.3	38.9	31.5	28.8
SCL	44.7	50.0	33.6	27.4	42.2	55.6	38.3	19.2	37.9	69.0	30.1	26.3	34.4	67.3	61.0	47.9	21.4	26.3	50.1	47.3	41.5
SWDA	26.2	48.5	32.6	33.7	38.5	54.3	37.1	18.6	34.8	58.3	17.0	12.5	33.8	65.5	61.6	52.0	9.3	24.9	54.1	49.1	38.1
DM	25.8	63.2	24.5	42.4	47.9	43.1	37.5	9.1	47.0	46.7	26.8	24.9	48.1	78.7	63.0	45.0	21.3	36.1	52.3	53.4	41.8
CRDA	28.7	55.3	31.8	26.0	40.1	63.6	36.6	9.4	38.7	49.3	17.6	14.1	33.3	74.3	61.3	46.3	22.3	24.3	49.1	44.3	38.3
HTCN	33.6	58.9	34.0	23.4	45.6	57.0	39.8	12.0	39.7	51.3	21.1	20.1	39.1	72.8	63.0	43.1	19.3	30.1	50.2	51.8	40.3
UMT	39.6	59.1	32.4	35.0	45.1	61.9	48.4	7.5	46.0	67.6	21.4	29.5	48.2	75.9	70.5	56.7	25.9	28.9	39.4	43.6	44.1
AT	33.8	60.9	38.6	49.4	52.4	53.9	56.7	7.5	52.8	63.5	34.0	25.0	62.2	72.1	77.2	57.7	27.2	52.0	55.7	54.1	49.3
AT*	42.1	69.1	32.5	46.2	52.4	71.5	47.9	13.1	55.4	44.2	34.5	22.8	58.0	66.1	66.4	63.2	22.6	29.2	49.8	48.5	46.7
Noise	40.6	70.5	35.1	41.0	47.5	54.7	49.8	15.9	61.4	31.5	41.2	17.1	51.4	70.6	61.6	57.0	21.3	35.4	46.5	48.6	44.9
Union	44.1	64.7	44.8	43.7	60.3	72.1	49.5	13.3	61.4	53.0	50.9	21.9	59.0	75.2	74.7	56.1	17.3	38.6	51.3	48.6	50.0
Ours	44.4	65.9	45.7	42.7	63.2	63.2	50.2	13.3	62.7	55.0	29.3	26.0	60.9	85.8	77.4	62.0	20.1	47.7	51.0	55.3	51.1

Table 4. The experimental results of cross-domain object detection on the PASCAL VOC \rightarrow Clipart1k adaptation. The average precision (AP, in %) for all object classes from is reported, following [23, 6]. The methods presented are SCL [51], SWDA [49], DM [20], CRDA [62], HTCN [3], UMT [6], AT [23], and Source (Faster-RCNN [48]). Best results are in **bold**. *indicated reproduced results using the authors’ released code. Although we include the original numbers cited in AT paper [23] for completeness, the author acknowledged there are existing instability issues with the open-sourced repository and could only acquire up to AP=45.6% themselves.

Method	bike	bird	car	cat	dog	person	mAP
Source	84.2	44.5	53.0	24.9	18.8	56.3	46.9
SCL	82.2	55.1	51.8	<u>39.6</u>	38.4	64.0	55.2
SWDA	82.3	55.9	46.5	32.7	35.5	66.7	53.3
DM	-	-	-	-	-	-	52.0
UMT	88.2	55.3	51.7	39.8	43.6	69.9	58.1
AT*	95.8	51.7	57.8	36.5	33.1	71.0	57.7
Ours	<u>91.1</u>	<u>55.8</u>	<u>54.3</u>	39.1	<u>41.0</u>	74.3	59.3

Table 5. The results for cross-domain object detection of PASCAL VOC \rightarrow Watercolor2k. The average precision (AP, in %) for all object classes is reported. The methods presented are SCL [51], SWDA [49], DM [20], UMT [6], AT [23], and Source (Faster-RCNN [48]). *indicated reproduced results using official code. Best numbers are in **bold**. 2nd best are underlined.

a small λ value on target domain image without any pseudo labels. This strategy is similar to our noise mixing during the warmup, but is used throughout the training. Note that this approach performs worse than our AT baseline. This is because although noise mixing could be helpful in general, as shown by both AFAN [58] and our following ablation studies, heavily relying on it in the adaptation phase of Mean Teacher can lead to bias towards the source domain due to the fact that “mixed-in” target information is only limited to a tiny amount to act as a domain-aware augmentation. Indeed, we believe for cross-domain mean teacher, the pseudo labels are much stronger target signals and should be taken advantage of appropriately. We also see sub-optimal results for Union [68] due to errors in the approximation of unweighted union, similar to object detection experiments.

PASCAL VOC \rightarrow Watercolor2k Next, we are interested in answering the question whether or not the encouraging gains observed in PASCAL VOC \rightarrow Clipart1k can be reproduced on a different dataset. To do this, we use Watercolor2k and evaluate the performance of PASCAL VOC \rightarrow Watercolor2k adaptation. Note that after experimenting with Clipart1k, we narrowed down our set of hyper-parameters to ones that work best for both Adaptive Teacher and our method for fair competition. For Watercolor2k, to test our method’s robustness, we directly perform grid search on this small set of hyper-parameters without any further tuning or manual supervision. Nonetheless, even without exhaustive tuning, our results in Table 5 show that we can still outperform AT (mAP=57.7) with a +1.5 improvement and archive mAP=59.3.

6. Conclusion

In this work, we tackle the challenges of applying data mixing augmentations to object detection. Specifically, we present Supervision Interpolation (SI), a novel conceptual reinterpretation and generalization of Mixup. Given SI, we propose LossMix, a simple-yet-effective regularization that interpolates the losses instead of labels to strengthen object detectors. Our empirical results demonstrate that LossMix can consistently offer performance gains, surpass popular object mixing strategies, and even enhance the state-of-the-art domain adaptation method. We hope LossMix and Supervision Interpolation can inspire future research on data mixing for object detection and beyond.

References

- [1] Alexey Abramov, Christopher Bayer, and Claudio Heller. Keep it simple: Image statistics matching for domain adaptation. In *CVPRw*, 2020. 3
- [2] David Berthelot, Rebecca Roelofs, Kihyuk Sohn, Nicholas Carlini, and Alex Kurakin. Adamatch: A unified approach to semi-supervised learning and domain adaptation. In *ICLR*, 2022. 3
- [3] Chaoqi Chen, Zebiao Zheng, Xinghao Ding, Yue Huang, and Qi Dou. Harmonizing transferability and discriminability for adapting object detectors. In *CVPR*, 2020. 6, 8
- [4] Ali Dabouei, Sobhan Soleymani, Fariborz Taherkhani, and Nasser M Nasrabadi. Supermix: Supervising the mixing data augmentation. In *CVPR*, 2021. 1, 2, 3, 4
- [5] Deng, Jia, Dong, Wei, Socher, Richard, Li, Li-Jia, Li, Kai, Fei-Fei, and Li. Imagenet: A large-scale hierarchical image database. In *2009 IEEE conference on computer vision and pattern recognition*, pages 248–255. IEEE, 2009. 6, 1
- [6] Jinhong Deng, Wen Li, Yuhua Chen, and Lixin Duan. Unbiased mean teacher for cross-domain object detection. In *CVPR*, 2021. 3, 4, 5, 6, 7, 8
- [7] Mark Everingham, Luc Van Gool, Christopher KI Williams, John Winn, , and Andrew Zisserman. The pascal visual object classes (voc) challenge. In *IJCV*, 2010. 2, 4, 5, 6, 7, 1, 3
- [8] Yaroslav Ganin, Evgeniya Ustinova, Hana Ajakan, Pascal Germain, François Laviolette Hugo Larochelle, Mario Marchand, and Victor Lempitsky. Domain-adversarial training of neural networks. In *JMLR*, 2016. 3
- [9] Yipeng Gao, Lingxiao Yang, Yunmu Huang, Song Xie, Shiyong Li, and Wei-shi Zheng. AcroFOD: An Adaptive Method for Cross-domain Few-shot Object Detection. In *ECCV*, 2022. 2, 3, 6, 7, 1
- [10] Qiqi Gu, Qianyu Zhou, Minghao Xu, Zhengyang Feng, Guangliang Cheng, Xuequan Lu, Jianping Shi, and Lizhuang Ma. Pit: Position-invariant transform for cross-fov domain adaptation. In *ICCV*, 2019. 3
- [11] Sivan Harary, Eli Schwartz, Assaf Arbelle, Peter Staar, Shady Abu-Hussein, Elad Amrani, Roei Herzig, Amit Alfassy, Raja Giryes, Hilde Kuehne, Dina Katabi, Kate Saenko, Rogerio Feris, and Leonid Karlinsky. Unsupervised domain generalization by learning a bridge across domains. In *CVPR*, 2022. 3
- [12] Kaiming He, Xiangyu Zhang, Shaoqing Ren, and Jian Sun. Deep residual learning for image recognition. *arXiv preprint arXiv:1512.03385*, 2015. 6, 7, 1, 3
- [13] Judy Hoffman, Eric Tzeng, Taesung Park, Jun-Yan Zhu, Phillip Isola, Kate Saenko, Alexei Efros, and Trevor Darrell. Cycada: Cycle-consistent adversarial domain adaptation. In *ICML*, 2018. 3
- [14] Minui Hong, Jinwoo Choi, and Gunhee Kim. Stylemix: Separating content and style for enhanced data augmentation. In *CVPR*, 2021. 1, 2, 3, 4
- [15] Lukas Hoyer, Dengxin Dai, and Luc Van Gool. Daformer: Improving network architectures and training strategies for domain-adaptive semantic segmentation. In *CVPR*, 2022. 3
- [16] Han-Kai Hsu, Chun-Han Yao, Yi-Hsuan Tsai, Wei-Chih Hung, Hung-Yu Tseng, Maneesh Singh, and Ming-Hsuan Yang. Progressive domain adaptation for object detection. In *WACV*, 2020. 3
- [17] Naoto Inoue, Ryosuke Furuta, Toshihiko Yamasaki, and Kiyoharu Aizawa. Cross-domain weakly-supervised object detection through progressive domain adaptation. In *CVPR*, 2018. 6, 3, 4
- [18] Jisoo Jeong, Vikas Verma, Minsung Hyun, Juho Kannala, and Nojun Kwak. Interpolation-based semi-supervised learning for object detection. In *CVPR*, 2021. 3
- [19] Jang-Hyun Kim, Wonho Choo, and Hyun Oh Song. Puzzle mix: Exploiting saliency and local statistics for optimal mixup. In *International Conference on Machine Learning (ICML)*, 2020. 1, 2, 4
- [20] Taekyung Kim, Minki Jeong, Seunghyeon Kim, Seokeon Choi, and Changick Kim. Diversify and match: A domain adaptive representation learning paradigm for object detection. In *CVPR*, 2019. 6, 8
- [21] Seunghun Lee, Sunghyun Cho, and Sunghoon Im. Dranet: Disentangling representation and adaptation networks for unsupervised cross-domain adaptation. In *CVPR*, 2021. 3
- [22] Wanyi Li, Fuyu Li, Yongkang Luo, Peng Wang, and Jia sun. Deep domain adaptive object detection: a survey. In *SSCI*, 2020. 1
- [23] Yu-Jhe Li, Xiaoliang Dai, Chih-Yao Ma, Yen-Cheng Liu, Kan Chen, Bichen Wu, Zijian He, Kris Kitani, and Peter Vajda. Cross-domain adaptive teacher for object detection. In *CVPR*, 2022. 2, 3, 4, 5, 6, 7, 8
- [24] Jian Liang, Dapeng Hu, Jiashi Feng, and Ran He. Dine: Domain adaptation from single and multiple black-box predictors. In *CVPR*, 2022. 3
- [25] Tsung-Yi Lin, Piotr Dollár, Ross Girshick, Kaiming He, Bharath Hariharan, and Serge Belongie. Feature pyramid networks for object detection. In *CVPR*, 2017. 6, 7, 1
- [26] Tsung-Yi Lin, Michael Maire, Serge Belongie, James Hays, Pietro Perona, Deva Ramanan, Piotr Dollar, and C Lawrence Zitnick. Microsoft coco: Common objects in context. In *ECCV*, 2014. 1, 2, 4, 5
- [27] Jihao Liu, Boxiao Liu, Hang Zhou, Hongsheng Li, and Yu Liu. Tokenmix: Rethinking image mixing for data augmentation in vision transformers. In *ECCV*, 2022. 1, 2, 4
- [28] Wei Liu, Dragomir Anguelov, Dumitru Erhan, Christian Szegedy, Scott Reed, Cheng-Yang Fu, and Alexander C. Berg. SSD: Single shot multibox detector. In *ECCV*, 2016. 3
- [29] Weizhe Liu, Nikita Durasov, and Pascal Fua. Leveraging self-supervision for cross-domain crowd counting. In *CVPR*, 2022. 3
- [30] Xiao-Chang Liu, Yong-Liang Yang, and Peter Hall. Geometric and textural augmentation for domain gap reduction. In *CVPR*, 2022. 3
- [31] Yen-Cheng Liu, Chih-Yao Ma, Zijian He, Chia-Wen Kuo, Kan Chen, Peizhao Zhang, Bichen Wu, Zsolt Kira, and Peter Vajda. Unbiased Teacher for Semi-Supervised Object Detection. In *ICLR*, 2021. 4

- [32] Zicheng Liu, Siyuan Li, Di Wu, Zihan Liu, Zhiyuan Chen, Lirong Wu, and Stan Z. Li. AutoMix: Unveiling the Power of Mixup for Stronger Classifiers. In *ECCV*, 2022. 1, 2, 3, 4
- [33] Zixuan Liu, Ziqiao Wang, Hongyu Guo, and Yongyi Mao. Over-training with mixup may hurt generalization. In *ICLR*, 2023. 1, 2, 4, 7
- [34] Mingsheng Long, Yue Cao, Jianmin Wang, and Michael I Jordan. Learning transferable features with deep adaptation networks. In *ICML*, 2015. 3
- [35] Mingsheng Long, Zhangjie Cao, Jianmin Wang, and Michael I Jordan. Conditional adversarial domain adaptation. In *NeurIPS*, 2018. 3
- [36] Mingsheng Long, Han Zhu, Jianmin Wang, and Michael I Jordan. Unsupervised domain adaptation with residual transfer networks. In *NeurIPS*, 2016. 3
- [37] Fangrui Lv, Jian Liang, Kaixiong Gong, Shuang Li, Chi Harold Liu, Han Li, Di Liu, and Guoren Wang. Pareto domain adaptation. In *NeurIPS*, 2021. 3
- [38] Xianzheng Ma, Zhixiang Wang, Yacheng Zhan, Yinqiang Zheng, Zheng Wang, Dengxin Dai, and Chia-Wen Lin. Both Style and Fog Matter: Cumulative Domain Adaptation for Semantic Foggy Scene Understanding. In *CVPR*, 2021. 3
- [39] Rang Meng, Weijie Chen, Shicai Yang, Jie Song, LuoJun Lin, Di Xie, Shiliang Pu, Xinchao Wang, Mingli Song, and Yueting Zhuang. Slimmable domain adaptation. In *CVPR*, 2021. 3
- [40] Muhammad Akhtar Munir, Muhammad Haris Khan, M. Saquib Sarfraz, and Mohsen Ali. Ssal: Synergizing between self-training and adversarial learning for domain adaptive object detection. In *NeurIPS*, 2021. 3
- [41] Zak Murez, Soheil Kolouri, David Kriegman, Ravi Ramamoorthi, and Kyungnam Kim. Image to image translation for domain adaptation. In *CVPR*, 2018. 3
- [42] Jaemin Na, Heechul Jung, Hyung Jin Chang, and Wonjun Hwang. FixBi: Bridging Domain Spaces for Unsupervised Domain Adaptation. In *CVPR*, 2021. 1, 2, 3, 4
- [43] Poojan Oza, Vishwanath A. Sindagi, Vibashan VS, and Vishal M. Patel. Unsupervised domain adaptation of object detectors: A survey. In *Arxiv*, 2021. 1
- [44] Francesco Pinto, Harry Yang, Ser-Nam Lim, Philip H. S. Torr, and Puneet K. Dokania. Regmixup: Mixup as a regularizer can surprisingly improve accuracy and out distribution robustness. In *NeurIPS*, 2022. 1, 2, 4, 7
- [45] Rindra Ramamonjison, Amin Banitalebi-Dehkordi, Xinyu Kang, Xiaolong Bai, and Yong Zhang. SimROD: A Simple Adaptation Method for Robust Object Detection. In *ICCV*, 2021. 3
- [46] Harsh Rangwani, Sumukh K Aithal, Mayank Mishra, Arianth Jain, and R. Venkatesh Babu. A closer look at smoothness in domain adversarial training. In *ICML*, 2022. 3
- [47] Joseph Redmon, Santosh Divvala, Ross Girshick, and Ali Farhadi. You Only Look Once: Unified, real-time object detection. In *CVPR*, 2016. 3
- [48] Shaoqing Ren, Kaiming He, Ross Girshick, and Jian Sun. Faster R-CNN: Towards real-time object detection with region proposal networks. In *NeurIPS*, 2015. 3, 4, 6, 7, 8, 1
- [49] Kuniaki Saito, Yoshitaka Ushiku, Tatsuya Harada, and Kate Saenko. Strong-weak distribution alignment for adaptive object detection. In *CVPR*, 2019. 6, 8
- [50] Fei Shen, Xin He, Mengwan Wei, and Yi Xie. A competitive method to vipriors object detection challenge, 2021. 2
- [51] Zhiqiang Shen, Harsh Maheshwari, Weichen Yao, and Marios Savvides. SCL: Towards accurate domain adaptive object detection via gradient detach based stacked complementary losses. In *arXiv preprint arXiv:1911.02559*, 2019. 6, 8
- [52] Kihyuk Sohn, David Berthelot, Chun-Liang Li, Zizhao Zhang, Nicholas Carlini, Ekin D. Cubuk, Alex Kurakin, Han Zhang, and Colin Raffel. FixMatch: Simplifying Semi-Supervised Learning with Consistency and Confidence. In *NeurIPS*, 2020. 4, 1
- [53] Baochen Sun, Jiashi Feng, and Kate Saenko. Return of frustratingly easy domain adaptation. In *AAAI*, 2016. 3
- [54] Tao Sun, Cheng Lu, Tianshuo Zhang, and Haibin Ling. Safe self-refinement for transformer-based domain adaptation. In *CVPR*, 2022. 3
- [55] Antti Tarvainen and Harri Valpola. Mean teachers are better role models: Weight-averaged consistency targets improve semi-supervised deep learning results. In *NeurIPS*, 2017. 4, 3
- [56] Vikas Verma, Kenji Kawaguchi, Alex Lamb, Juho Kannala, Arno Solin, Yoshua Bengio, and David Lopez-Paz. Interpolation consistency training for semi-supervised learning. *Neural Networks*, 145:90–106, jan 2022. 3
- [57] Vikas Verma, Alex Lamb, Christopher Beckham, Amir Najafi, Ioannis Mitliagkas, David Lopez-Paz, and Yoshua Bengio. Manifold mixup: Better representations by interpolating hidden states. In Kamalika Chaudhuri and Ruslan Salakhutdinov, editors, *Proceedings of the 36th International Conference on Machine Learning*, volume 97 of *Proceedings of Machine Learning Research*, pages 6438–6447, Long Beach, California, USA, 09–15 Jun 2019. PMLR. 1, 2, 4
- [58] Hongsong Wang, Shengcai Liao, and Ling Shao. Afan: Augmented feature alignment network for cross-domain object detection. *IEEE Transactions on Image Processing*, 30:4046–4056, 2021. 3, 6, 7, 8, 1
- [59] Jiaqi Wang, Wenwei Zhang, Yuhang Zang, Yuhang Cao, Jiangmiao Pang, Tao Gong, Kai Chen, Ziwei Liu, Chen Change Loy, and Dahua Lin. Seesaw loss for long-tailed instance segmentation. In *CVPR*, 2021. 2, 3, 6, 7, 1
- [60] Yuan Wu, Diana Inkpen, and Ahmed El-Roby. Dual Mixup Regularized Learning for Adversarial Domain Adaptation. In *ECC*, 2020. 1, 2, 3, 4
- [61] Yuxin Wu, Alexander Kirillov, Francisco Massa, Wan-Yen Lo, and Ross Girshick. Detectron2. <https://github.com/facebookresearch/detectron2>, 2019. 6, 7, 1, 3
- [62] Chang-Dong Xu, Xing-Ran Zhao, Xin Jin, and Xiu-Shen Wei. Exploring categorical regularization for domain adaptive object detection. In *CVPR*, 2020. 6, 8
- [63] Minghao Xu, Jian Zhang, Bingbing Ni, Teng Li, Chengjie Wang, Qi Tian, and Wenjun Zhang. Adversarial Domain Adaptation with Domain Mixup. In *AAAI*, 2019. 1, 2, 3, 4

- [64] Sangdoo Yun, Dongyoon Han, Seong Joon Oh, Sanghyuk Chun, Junsuk Choe, and Youngjoon Yoo. CutMix: Regularization strategy to train strong classifiers with localizable features. In *ICCV*, 2019. 1, 2, 3, 4
- [65] Hongyi Zhang, Moustapha Cisse, Yann Dauphin, and David Lopez-Paz. Mixup-cifar10. <https://github.com/facebookresearch/mixup-cifar10/blob/main/train.py#L138>, 2018. 4
- [66] Hongyi Zhang, Moustapha Cisse, Yann N. Dauphin, and David Lopez-Paz. Mixup: Beyond empirical risk minimization. In *ICLR*, 2018. 1, 2, 3, 4, 5
- [67] Yifu Zhang, Peize Sun, Yi Jiang, Dongdong Yu, Fucheng Weng, Zehuan Yuan, Ping Luo, Wenyu Liu, and Xinggang Wang. Bytetrack: Multi-object tracking by associating every detection box. In *ECCV*, 2022. 2, 3, 6, 7, 1
- [68] Zhi Zhang, Tong He, Hang Zhang, Zhongyue Zhang, Junyuan Xie, and Mu Li. Bag of freebies for training object detection neural networks. In *arXiv*, 2019. 2, 3, 5, 6, 7, 8, 1
- [69] Shida Zheng, Chenshu Chen, Xiaowei Cai, Tingqun Ye, and Wenming Tan. Dual decoupling training for semi-supervised object detection with noise-bypass head. In *AAAI*, 2022. 2, 3, 6, 7, 1
- [70] Qiang Zhou, Chaohui Yu, Zhibin Wang, Qi Qian, and Hao Li. Instant-Teaching: An End-to-End Semi-Supervised Object Detection Framework. In *CVPR*, 2021. 2, 3, 6, 7, 1

LossMix: Simplify and Generalize Mixup for Object Detection and Beyond

Supplementary Material

Our supplementary materials include the following:

- LossMix Implementation
- Object Detection Experiments
- Domain Adaptation Training
- Domain Adaptation Experiments
- Qualitative Results

A. LossMix Implementation

Data Selection In our implementation of LossMix, we follow the recommendation of Mixup [66] and mix two data points/images together. We did not experiment with mixing three or more data points/images. To minimize the I/O requirements, we use a single data loader. Each minibatch is then mixed with a randomly shuffled version of itself. Another implementation that uses a single loader is to reverse the minibatch, as used by FixMatch [52], or to shift all elements by one index.

Input Mixing For each pair of data points, we use a $\text{Beta}(\alpha, \alpha)$ distribution to sample a mixing coefficient λ . We set α to 1.0 by default, following [68]. This results in a uniform sampling distribution for λ . When mixing two images, we first center-align them, then create a mixed output image with dimensions equal to the maximum height and width of the original images. We pad the resulting image with zeros to maintain the original aspect ratios, which is important for preserving the aspect ratios and geometry of instances in object detection. We do not experiment with other alignment options, such as aligning by the image origin (0, 0) or using random translations. The effects of different α values on LossMix are presented in Table 3.

Target Mixing According to Equation 5, the augmented ground truth for the mixed image is an implicitly weighted union of the original ground truth: $\tilde{y} = \{(y_i; \lambda), (y_j; (1 - \lambda))\}$, where λ is the mixing coefficient sampled from a Beta distribution as described in the previous paragraph. In the case of object detection, the label y is a set of instance ground truth, which is a collection of objects in the image, each with its corresponding class labels and bounding box coordinates. For example, y_i could be a set of objects $\{(c_{i1}, b_{i1}), (c_{i2}, b_{i2}), \dots\}$ present in the image x_i . c_{ik} denotes the class label of object k and b_{ik} represents its corresponding bounding box coordinates. After mixing, all objects of y_i will share the same mixing weight λ of the image,

while those of y_j will have weight $(1 - \lambda)$. These instance-level weights will then be used for loss mixing as described in Equation 6 and Equation 14. Finally, all bounding box coordinates are adjusted appropriately based on the alignment operation in the **Input Mixing** step described above.

B. Object Detection Experiments

We leverage the open-source PyTorch-based Detectron2 [61] as our codebase for object detection experimentation. Faster RCNN [48] with ResNet [12]–FPN [25] backbone is employed as our baseline architecture. All backbones use Synchronized Batch Normalization, which we found to be either on par or better than frozen Batch-Norm in most cases. Unless otherwise specified, we follow most of the default configurations of Detectron2 for both PASCAL VOC [7] and MS COCO [26] datasets. Specifically, we use ImageNet1K [5] pretrained weights to initialize the ResNet-50 and ResNet-101 [12] backbones. We use Stochastic Gradient Descent (SGD) optimizer and random horizontal flipping. We use a batch size of 64 for faster convergence, an initial learning rate of 0.08, and the default step scheduler from Detectron2. We use linear warm-up for 100 iterations with a warm-up factor of 0.001. All models use multi-scale training with smallest image side randomly sample from (480, ..., 800) for VOC and (640, ..., 800) for COCO, both with an increment of 32. The minimum image side at test time is set to 800 and the maximum for both training and testing is 1333 by default. We train PASCAL VOC for 18,000 iterations, which is about 70 epochs, and MS COCO for 270,000 iterations ($3 \times \text{schedule}$), equating about 146 epochs. All experiments were trained with 8 NVIDIA GPUs, either V100 or A100.

Regarding the implementation of other methods, we sample $\lambda \sim \text{Beta}(1.0, 1.0)$ for the popular unweighted *Union* mixing strategy [9, 59, 67, 68, 69, 70], similar to the setting for our LossMix. For *Noise* mixing strategy [58], we randomly sampled $\lambda \sim \text{U}(0.0, 0.2)$, i.e., a small mixing ratio from an uniform distribution with an arbitrary upper bound of 0.2 and only keep the instance labels of the image with the larger coefficient $(1 - \lambda)$. For LossMix-Reg model in Table 3 deploying LossMix in a RegMixup [44]-style, we set half of the total batch size to be mixed data and the other half to be regular, non-mixed data, which have effective loss weights of $\lambda = 1.0$.

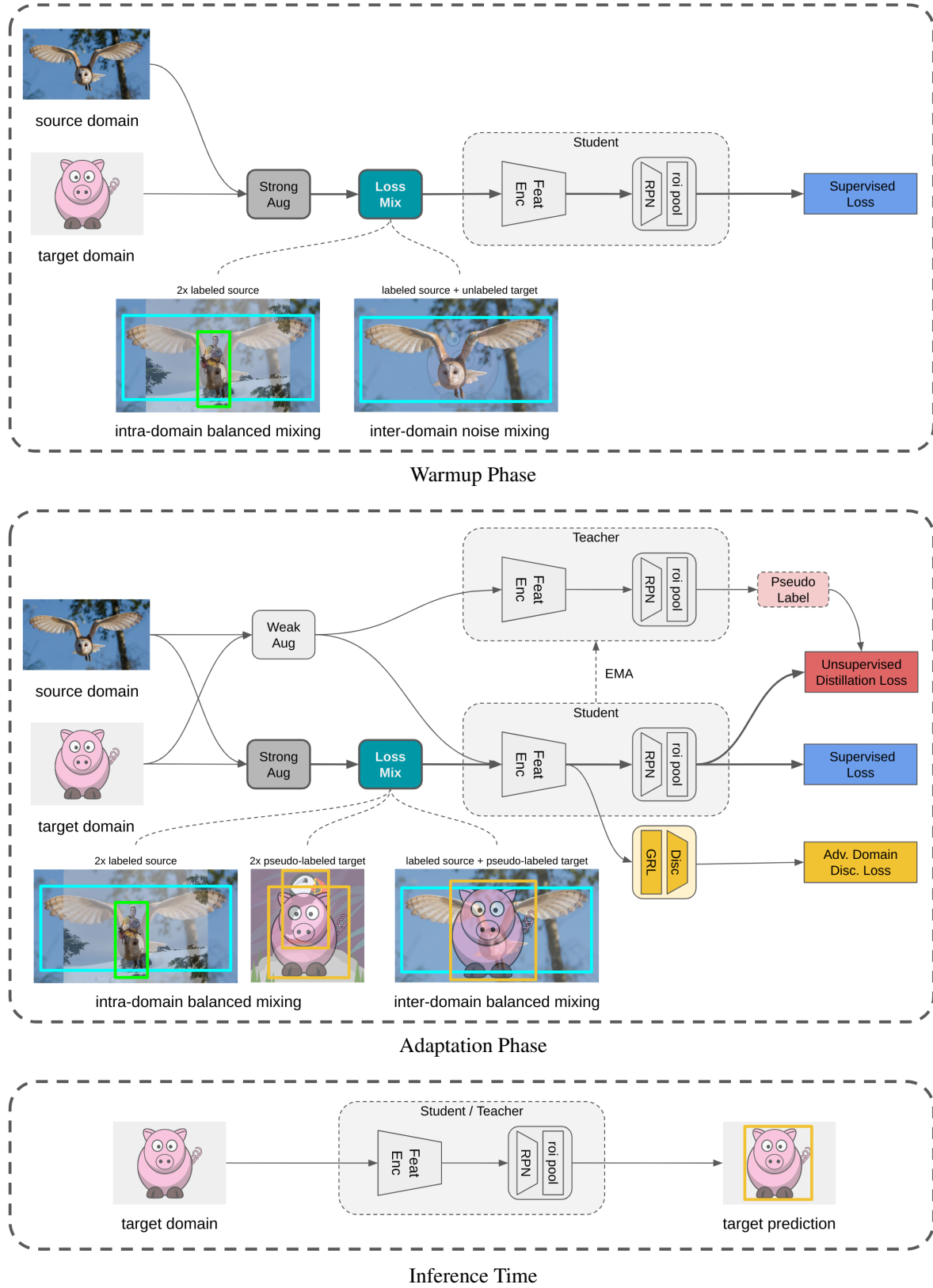


Figure 6. Overview of our Mixed-Domain Teacher model during three different phases: Warmup, Adaptation, and Inference.

C. Domain Adaptation Training

Figure 6 provides a visualization of the Mean Teacher training process using our LossMix approach and different domain mixing strategies. During the Warmup phase, only the Student network is trained using a supervised loss, such as cross-entropy. In this phase, we do not use pseudo-labels generated by the Teacher network or adversarial learning. We employ two different mixing strategies: (a) intra-domain source×source mixing with ground truth annotations, and (b) inter-domain noise mixing with labeled source data and unlabeled target images. The warmup loss function can be defined as follows:

$$\mathcal{L}_{warm} = \lambda_{mss}\mathcal{L}_{mss} + \lambda_{nst}\mathcal{L}_{nst} \quad (15)$$

where \mathcal{L} is short for the detection loss \mathcal{L}_{det} in Equation 14. the term “mss” denotes mixed source×source data, where two labeled source images are randomly selected and mixed together. Similarly, “nst” refers to noise-mixed source×target data, where a labeled source image and an unlabeled target image are mixed together.

During the Adaptation phase, we utilize three mixing procedures to further enhance the training of the Mean Teacher model: (a) intra-domain labeled source×source mixing, (b) intra-domain pseudo-labeled target×target mixing, and (c) inter-domain source×target mixing. Importantly, all mixing operations are performed in a balanced manner, such that both source labels and target pseudo-labels are treated equally during mixing. Furthermore, no noise mixing is used during this phase. The adaptation loss function can be written as follows:

$$\begin{aligned} \mathcal{L}_{adapt} = & \lambda_{mss}\mathcal{L}_{mss} + \lambda_{mtt}\mathcal{L}_{mtt} \\ & + \lambda_{mst}\mathcal{L}_{mst} + \lambda_{disc}\mathcal{L}_{disc} \end{aligned} \quad (16)$$

The term “mtt” denotes mixed target×target data, “mst” denotes balanced (as opposed to noise mixing) mixed source×target data, and \mathcal{L}_{disc} refers to the adversarial domain discriminator loss [23]. The pseudo-labeling losses for “mtt” and “mst” is implemented with cross-entropy loss function, as in prior studies [6, 23].

Finally, no augmentation is used during inference so the model’s speed is not negatively affected in any capacity when training with our proposed method. Moreover, one advantage of Mean Teacher [6, 23, 55] framework, which models trained with our LossMix also inherit, is that the Teacher model shares the exact same architecture as its Student. The only difference is their learned weights. Therefore, after training, we have the option to safely select the model weights with higher performance among the two for deployment, without any additional latency cost.

D. Domain Adaptation Experiments

For our domain adaptation experiments, we use the official open-source repository published by Adaptive Teacher [23], which is also built with Detectron2 [61]. For a fair comparison, we follow previous works [6, 23] and use Faster RCNN [48] with a ResNet-101 [12] backbone. All images are resized to have a shorter side of 600 while maintaining their aspect ratios. The confidence threshold for filtering pseudo labels is set to 0.8. Weak augmentations include random horizontal flipping and cropping, while strong augmentations include random color jittering, grayscaling, Gaussian blurring, and cutout. The weight smoothing coefficient of the exponential moving average (EMA) for updating the Teacher model is set to 0.9996. For simplicity, we keep all loss weights for labeled and pseudo-labeled examples (Equation 15 and Equation 16) at 1.0 and do not tune them. We use Adaptive Teacher’s default weight of 0.1 for the discriminator branch.

We found that the set of training hyperparameters reported in Adaptive Teacher [23] yield suboptimal results for the open-sourced codebase. The authors confirmed that there are instability issues¹ and were only able to achieve an mAP of 45.6² instead of the reported mAP of 49.3 in their paper [23]. This is because the open-sourced code is built with Detectron2 [61], while their original internal code was built with D2GO³. To ensure a fair comparison, we tuned the hyperparameters and report our best mAP number of 46.7 for Adaptive Teacher in Table Table 4. Specifically, we performed a grid search over batch sizes of {8, 2} and learning rates of {0.002, 0.005, 0.01} for both the baseline Adaptive Teacher and our model trained with LossMix. The total training consisted of 60,000 iterations, with 20,000 iterations for warm-up and 40,000 iterations for adaptation. We observed that most models reach their peak performance within the first 20K steps of the adaptation phase (after the warm-up phase). If the instability issues are resolved, the results for both the reproduced AT (mAP=46.7) and our LossMix (mAP=51.1) in Table 4 could potentially improve.

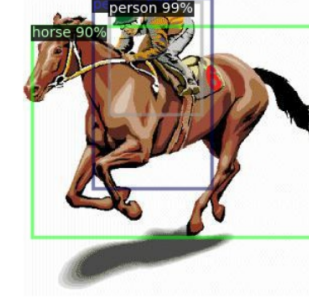
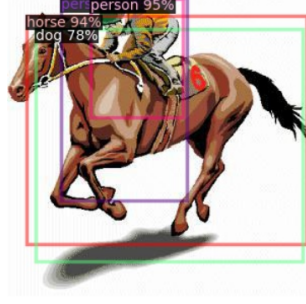
E. Qualitative Results

Figure 7 illustrates the qualitative results of the PASCAL VOC [7] → Clipart1k [17] adaptation. To facilitate comparison, we also display the ground truth labels and predictions of Adaptive Teacher [23]. The threshold for category scores is set to 0.6 to enhance visualization.

¹[adaptive_teacher/issues/26#issuecomment-1192059882](https://github.com/adaptive-teaching/adaptive_teacher/issues/26#issuecomment-1192059882)

²[adaptive_teacher/issues/9#issuecomment-1193174238](https://github.com/adaptive-teaching/adaptive_teacher/issues/9#issuecomment-1193174238)

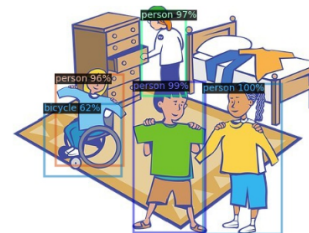
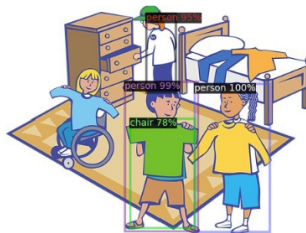
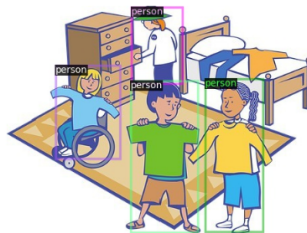
³[adaptive_teacher/issues/9#issuecomment-1134933287](https://github.com/adaptive-teaching/adaptive_teacher/issues/9#issuecomment-1134933287)



illustrations of.com #1067675

illustrations of.com #1067675

illustrations of.com #1067675



Ground truth

Adaptive Teacher [23]

Ours

Figure 7. Qualitative results for the PASCAL VOC [7] → Clipart1k [17] adaptation.