

Efficient adiabatic demagnetization refrigeration to below 50 mK with UHV compatible Ytterbium diphosphates $AYbP_2O_7$ ($A = Na, K$)

U. Arjun^{1,2,*}, A. Jesche^{2,†}, K. M. Ranjith³, F. Hirschberger², D. D. Sarma¹, and P. Gegenwart^{2‡}

¹*Solid State and Structural Chemistry Unit, Indian Institute of Science, Bangalore-560012, India*

²*Experimental Physics VI, Center for Electronic Correlations and Magnetism, Institute of Physics, University of Augsburg, 86135 Augsburg, Germany and*

³*Laboratoire National des Champs Magnétiques Intenses-EMFL, CNRS, Université Grenoble Alpes, 38042 Grenoble, France*

(Dated: March 20, 2023)

Attaining milli-Kelvin temperatures is often a prerequisite for the study of novel quantum phenomena and the operation of quantum devices. Adiabatic demagnetization refrigeration (ADR) is an effective, easy and sustainable alternative to evaporation or dilution cooling with the rare and super-expensive ^3He . Paramagnetic salts, traditionally used for mK-ADR, suffer from chemical instability related to crystal water. We report synthesis, characterization as well as low-temperature magnetization and specific heat measurements of two new UHV compatible candidate materials NaYbP_2O_7 and KYbP_2O_7 . Utilizing the PPMS at 2 K, the ADR of sintered pellets with Ag powder admixture starting at 5 T yields base temperatures (warm-up times) of 45 mK (55 min) and 37 mK (35 min) for NaYbP_2O_7 and KYbP_2O_7 , respectively, slightly advantageous to $\text{KBaYb(BO}_3)_2$ (45 mK and 40 min) studied under similar conditions.

INTRODUCTION

Quantum effects are most evident at low-temperatures where the thermal fluctuations are suppressed. Novel quantum effects such as Bose-Einstein condensation [1], superconductivity [2], quantum Hall effect [3], quantum spin liquid [4], quantum spin-ice [5], etc. have been experimentally discovered only at temperatures close to absolute-zero. The global scarcity of helium [6, 7] and the increasing need for refrigeration for various technological applications enhanced the importance of helium-free magnetic refrigeration techniques. The isotope ^3He is extremely scarce in availability and thus extraordinary expensive due to its increased demand in the defence sector for the production of neutron detectors to combat nuclear terrorism [8–10].

The significant temperature changes in some magnetic materials due to the magneto-caloric effect (MCE) while exposed to an external field [11] make them useful for attaining low temperatures through adiabatic demagnetization refrigeration (ADR) [12–14]. Currently milli-Kelvin (mK) ADR is intensively used in satellites and other space technologies [15–19] and has already been shown to be potentially practical for quantum computers [20]. More generally, MCE-based magnetic refrigeration significantly reduces environmental impact and offers energy savings of nearly 30% compared to conventional techniques that use refrigerant gases [21].

For ADR applications replacing a ^3He refrigerator or a ^3He - ^4He dilution refrigerator, materials with a significant entropy change ΔS in the temperature range between 10 mK and 4 K are required. They should also exhibit a strong MCE manifested within the lowest possible applied magnetic field. In the multi-stage process for attaining sub-Kelvin temperature, the material is first

pre-cooled to a temperature of about 2 K in a magnetic field of typically a few T (e.g. using a pumped ^4He bath or a pulse-tube cooler). Subsequently, the thermal contact with the bath is cut by pumping out the He-gas or opening a heat switch, and the cooling substance is demagnetized. In this adiabatic process, the very low entropy of the cooling substance due to pre-cooling in the magnetic field requires that the temperature of the cooling substance is significantly lowered, ideally below 50 mK.

A major disadvantage of ADR compared to ^3He - ^4He dilution refrigeration was its incapability of continuous cooling, which is getting solved by the recent developments in continuous ADR [16, 22]. Commercial continuous refrigerators based on ADR are now available [23], suggesting that ADR has the potential to become a major refrigeration technology.

Even several decades after the first realization of magnetic refrigeration down to the mK range, hydrated paramagnetic salts with very low ordering temperatures are commonly used as cooling substances in ADR refrigerators. In the paramagnetic salts, the spins are very much diluted and are almost non-interacting, resulting in a low volumetric cooling power and low thermal conductivity. By contrast, systems with higher number of magnetic ions per unit volume may exhibit stronger exchange interactions, resulting in magnetic order. The magnetic ordering typically prevents the system from cooling down adiabatically to lower temperatures.

Even in almost-ideal paramagnets, there may be a very weak magnetic interaction J through which the neighboring spins can interact weakly even at $H = 0$, resulting in a small internal field. This can lead to a tiny Zeeman splitting (Δ_0) and magnetic ordering at a temperature of the same energy scale. Magnetic ordering suddenly

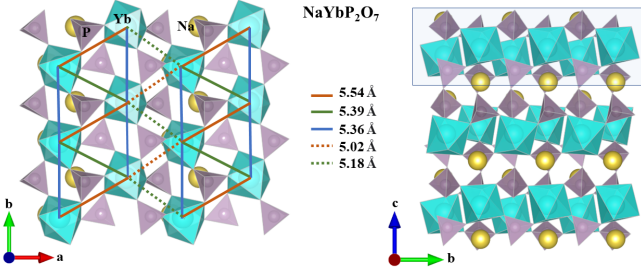


FIG. 1. Crystal structure of NaYbP_2O_7 in the ab -plane and along the c -direction. The YbO_6 octahedra are linked via PO_4 tetrahedra and span a distorted triangular grid (left panel). One such triangular layer is highlighted by a rectangular box in the right panel. Different Yb-Yb distances are color-coded.

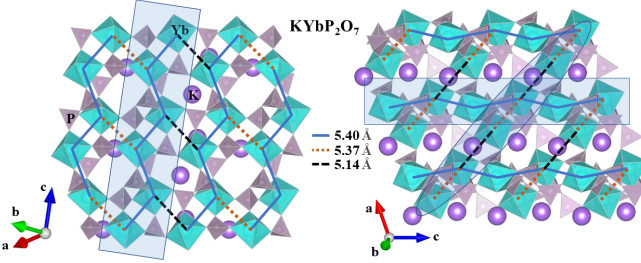


FIG. 2. Crystal structure of KYbP_2O_7 . The YbO_6 octahedra are linked via PO_4 tetrahedra forming uniform chains running along the c -axis (highlighted by a rectangular box) which are interconnected by alternating chains running in the ac -plane (highlighted by an ellipse in the right panel). This forms a three-dimensional distorted hyper-honeycomb-like network. Different Yb-Yb distances are color-coded.

drops the entropy to zero and limits the final ADR temperature to $T_f \sim \Delta_0 \sim J$, since the entropy difference between $H = 0$ and a finite H is an important parameter for ADR [24]. A perfect paramagnet with zero interaction and maximum entropy at $H = 0$ close to 0 K is an ideal refrigerant. But in real paramagnetic materials, the presence of a finite weak interaction is inevitable.

Recently the disordered quantum magnets came into focus. Since entropy accumulates near quantum critical points and/or due to magnetic frustration, new strategies for obtaining efficient mK-ADR were explored [24–35]. In frustrated quantum magnets, the enhanced quantum fluctuations suppress the long-range ordering, despite the strong spin interactions, giving rise to a shift of entropy towards low temperatures, that is crucial for obtaining lower ADR end temperatures [24]. For the efficiency of the cooling substance, the available entropy change per volume is an essential parameter [36]. The size of the spins and their density constitute to the volumetric entropy density which should be as high as possible.

Traditional mK-ADR substances such as $\text{CrK}(\text{SO}_4)_2 \cdot 12\text{H}_2\text{O}$ (CPA) [37] incorporate crystal water for separation of magnetic ions. Hence, the

magnetic interactions are sufficiently small, resulting in very low magnetic ordering temperatures, like 30 mK for CPA. However, because of their crystal water content, these salts have high vapor pressure values and must not be evacuated. This requires vacuum-tight encapsulation in a protective container. In order to ensure sufficient thermal coupling of very poorly thermally conductive salts, it is also necessary to grow them as single crystals within a very fine wire network [36]. This complex production of encapsulated cooling units leads to high costs. Furthermore, they must not be heated due to the lack of chemical stability. This means that they cannot be thoroughly baked above 100°C for ultra-high-vacuum (UHV) applications.

Oxide quantum magnets, on the other hand, are stable upon heating and evacuation. Recently, it was discovered that potassium-barium-ytterbium borate $\text{KBaYb}(\text{BO}_3)_2$ can be used as an inert, easy-to-produce and inexpensive cooling substance for UHV-compatible adiabatic demagnetization cooling [24]. Magnetic order in $\text{KBaYb}(\text{BO}_3)_2$ is hindered by both geometrical frustration on the triangular lattice as well as the statistical mixing of K^+ and Ba^{2+} , resulting in uneven electric fields acting on the Yb^{3+} ions, eventually causing a broadened distribution of magnetic couplings. Isostructural $\text{KBaGd}(\text{BO}_3)_2$ shows magnetic order below $T_N = 263$ mK in zero field, reaches a minimal ADR temperature of 122 mK and warm-up time of 8 hours in the PPMS setup [38]. Dipolar and magnetic exchange couplings are of similar magnitude in this system [38, 39]. Taking into consideration that dipolar and exchange interactions are proportional to the square of the magnetic moment and using the measured saturation moments for $\text{KBaYb}(\text{BO}_3)_2$ and $\text{KBaGd}(\text{BO}_3)_2$, suggests a magnetic order at 9 mK in the former [38].

In this work, we report mK magnetization, specific heat and ADR measurements on the geometrically frustrated quantum magnets NaYbP_2O_7 and KYbP_2O_7 . Similar to $\text{KBaYb}(\text{BO}_3)_2$ [24], the two materials are chemically stable and UHV-compatible. Direct comparison of the ADR performance with $\text{KBaYb}(\text{BO}_3)_2$ under similar conditions indicates for NaYbP_2O_7 a similar ADR end temperature but 30% longer hold time and for KYbP_2O_7 a 20% lower ADR end temperature on the cost of a 12.5% shorter hold time. Thus, the two diphosphates are superior candidates for UHV-compatible mK-ADR.

METHODS

Synthesis: Polycrystalline samples of AYbP_2O_7 ($A = \text{Na}, \text{K}$) are synthesized by the conventional solid-state reaction technique by annealing the stoichiometric mixture of $\text{Na}_2\text{CO}_3/\text{K}_2\text{CO}_3$ (99.99%), Yb_2O_3 (99.99%), and $\text{NH}_4\text{H}_2\text{PO}_4$ (99.99%) in an alumina boat at 650°C for NaYbP_2O_7 and 600°C for KYbP_2O_7 for a duration of 48 h with one intermediate grinding and pelletization.

The synthesis procedures for the $\text{KBaYb}(\text{BO}_3)_2$ pellet used for the comparison of ADR performances are described in Ref. 24.

Powder X-Ray diffraction: The phase purity of the samples was confirmed by powder x-ray diffraction (XRD, PANalytical powder diffractometer with $\text{CuK}\alpha$ radiation, $\lambda_{\text{ave}} = 1.54182 \text{ \AA}$) at room temperature. Rietveld refinement of the observed XRD patterns was performed using the FullProf package [40] (see Fig. 3), taking the initial parameters from Ref. 41 and 42.

DC magnetization: DC magnetization (M) was measured as a function of temperature (T) down to 0.4 K and applied magnetic field (H) up to 7 T in the MPMS-3 Quantum Design SQUID magnetometer with ^3He option.

Specific heat: Specific heat $C_p(T)$ was measured using the heat capacity option of a Physical Property Measurement System (PPMS) manufactured by Quantum Design. For the low temperature ($0.4 \text{ K} \leq T \leq 2.2 \text{ K}$) C_p measurements the ^3He option was used.

For strong thermal coupling, the specific heat measurements were performed on pellets made from sodium/potassium diphosphates (grain size $10 - 50 \mu\text{m}$) mixed with fine silver powder ($1 \mu\text{m}$) in a mass ratio of $1 : 1$. In order to extract the specific heat of the sample, we subtracted the Ag-contribution from the measured data. In a magnetic insulator, the specific heat C_p contains significant contributions from the phonon excitations (C_{ph}) and the magnetic lattice (C_{m}). At high temperatures, $C_p(T)$ is entirely dominated by C_{ph} , while at low temperatures, it is dominated by C_{m} . In order to estimate the phonon part of the specific heat, the $C_p(T)$ data at high temperatures ($T > 25 \text{ K}$) were described by a polynomial $C_{\text{ph}}(T) = aT^3 + bT^5 + cT^7$, where a , b , and c are appropriate coefficients. Similar procedures have been used previously and have shown to be efficient for estimating C_{ph} in cases where heat capacity data of non-magnetic analogue compounds are not available [43–46]. The fit was extrapolated down to low-temperatures, and the magnetic specific heat C_{m} was obtained by subtracting the obtained C_{ph} values from the experimental C_p data. Magnetic entropy S_{m} was estimated by integrating $C_{\text{m}}(T)/T$ from 0.4 K to high-temperatures as $S_{\text{m}}(T) = \int_{0.4 \text{ K}}^T \frac{C_{\text{m}}(T')}{T'} dT'$.

Adiabatic Demagnetization Refrigeration (ADR): Using an ADR material in a commercial PPMS in order to achieve temperatures below 1.8 K without using ^3He presents an immediate practical application. For the cooling experiment, we used a $\sim 3.5 \text{ g}$ cylindrical pellet of 6 mm thickness and 15 mm diameter containing equal weights of AYbP_2O_7 (grain diameter $10 - 50 \mu\text{m}$) and silver powder (grain diameter $1 \mu\text{m}$). Silver powder is used to improve the thermal conductivity within the pellet as AYbP_2O_7 is insulating in nature. Also, we sintered the pressed pellet at $600 \text{ }^\circ\text{C}$ to further improve the thermal conductivity.

We performed the ADR experiment in the PPMS with a similar set-up as described in [24]. A sample stage is constructed in which the pellet is mounted on a plastic straw. The sample is thermally isolated from the heat bath. An RuO_2 resistor is glued as a thermometer on the pellet and is connected using thin resistive manganin wires to minimize the heat flow. A metallic cap is used as a shield to minimize the effect of surrounding thermal radiation. PPMS is kept at high-vacuum mode (pressure $< 10^{-4} \text{ mbar}$), and the bath temperature is set to 2 K. Then a magnetic field of 5 T is applied. Through the weak thermal link via manganin wires, the pellet slowly reaches 2 K. After stabilizing at 2 K, the magnetic field of 5 T is swept to zero at a rate of 0.15 T min^{-1} . At zero field the pellet reaches the lowest temperature and then slowly up back to 2 K by the slow heat flow from the bath. We also performed ADR experiments with a $\text{KBaYb}(\text{BO}_3)_2$ pellet from [24] utilizing the same thermometer and parameters as in case of AYbP_2O_7 . This allows us to directly compare the ADR performance of two diphosphates with that of the previously studied borate.

RESULTS

Structure

Both NaYbP_2O_7 and KYbP_2O_7 crystallize in monoclinic lattice with space group $P2_1/c$ (No. 14) but form different structure types. The crystal structure of NaYbP_2O_7 consists of distorted YbO_6 octahedra, which are corner-shared with PO_4 tetrahedra, forming a magnetic Yb triangular layer in the crystallographic ab -plane. These triangular planes are well separated by two non-magnetic PO_4 units and Na ions along the crystallographic c -direction (see Fig. 1). In KYbP_2O_7 , on the other hand, the YbO_6 octahedra are connected by PO_4 tetrahedra forming uniform chains running along the c -axis and are connected by alternating chains in the ac -plane. It forms a three-dimensional distorted hyperhoneycomb-like network (see Fig. 2).

Powder x-Ray diffraction

Figure 3 shows the powder XRD pattern of NaYbP_2O_7 and KYbP_2O_7 at room temperature, along with the Rietveld refinement. For NaYbP_2O_7 , the refinement uses the monoclinic space group $P2_1/c$ (No. 14) [settings $P2_1/n$ (unique axis- b)], taking the initial parameters from Ref. 42. The goodness of fit is $\chi^2 = 4.72$. The obtained lattice parameters are $a = 9.0215(1) \text{ \AA}$, $b = 5.3599(1) \text{ \AA}$, $c = 12.7816(1) \text{ \AA}$, $\beta = 103.1655(1)^\circ$, and $V_{\text{cell}} \simeq 601.81(1) \text{ \AA}^3$. These values are in close agreement with reported values [42]. For KYbP_2O_7 , the re-

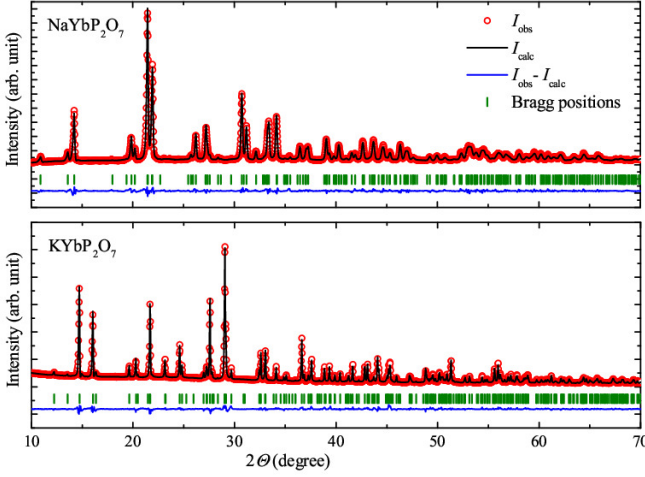


FIG. 3. Powder x-ray diffraction pattern (open red circles) for NaYbP₂O₇ (upper panel) and KYbP₂O₇ (lower panel) at room temperature. The solid line represents the Rietveld refinement, with the vertical bars showing the expected Bragg peak positions and the lower solid blue line representing the difference between observed and calculated intensities.

finement is performed using the monoclinic space group $P2_1/c$ (No. 14) [settings $P2_1/c$ (unique axis- b)], taking the initial parameters from Ref. 41. The goodness of fit is $\chi^2 = 8.78$. The obtained lattice parameters are $a = 7.5500(1)$ Å, $b = 10.8306(1)$ Å, $c = 8.5492(1)$ Å, $\beta = 106.7200(1)^\circ$, and $V_{\text{cell}} \simeq 669.52(1)$ Å³. These values are in close agreement with reported values [41]. The unit cell volume of NaYbP₂O₇ is small compared to KYbP₂O₇ because the ionic radius of Na⁺ (1.18 Å) is smaller than that of K⁺ (1.51 Å) [47].

Magnetization

The temperature-dependent magnetic susceptibility $\chi(T) = M/H$ data of NaYbP₂O₇ and KYbP₂O₇ were measured at applied fields $H = 0.1$ T and 1 T. No evidence of long-range magnetic order was observed down to 0.4 K. At high temperatures (above 150 K), $1/\chi(T)$ can be well fitted with the modified Curie-Weiss (CW) expression (see Fig. 4)

$$\chi(T) = \chi_0 + \frac{C}{T - \theta_{\text{CW}}}, \quad (1)$$

where χ_0 is the temperature-independent contribution consisting of the diamagnetic susceptibility of core electron shells (χ_{core}) and the van-Vleck paramagnetic susceptibility (χ_{vV}) of the open shells of the Yb³⁺ ions. The second term in Eq. 1 is the CW law with the CW temperature θ_{CW} and Curie constant $C = N_A \mu_{\text{eff}}^2 / 3k_B$. Here, N_A is Avogadro's number, $\mu_{\text{eff}} = g\sqrt{J(J+1)}\mu_B$ is the

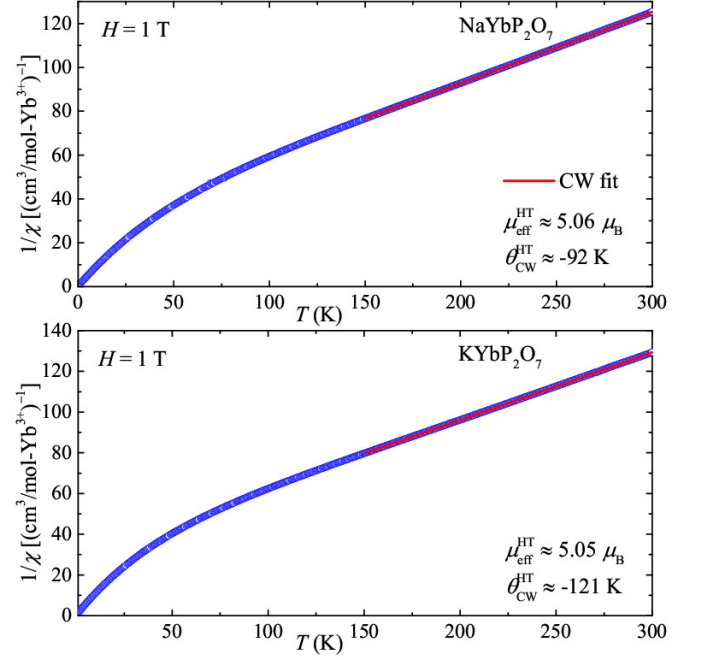


FIG. 4. Inverse magnetic susceptibility ($1/\chi$) data measured at 1 T as a function of temperature (T) for NaYbP₂O₇ (upper panel) and KYbP₂O₇ (lower panel). The solid line represents the high-temperature CW-fit according to Eq. 1.

effective magnetic moment, g is the Landé g -factor, μ_B is the Bohr magneton, and J is the effective spin.

The fitting yields the parameters $\chi_0^{\text{HT}} \simeq -1.73 \times 10^{-4}$ cm³/mol, $C_{\text{HT}} \simeq 3.20$ cm³K/mol, and $\theta_{\text{CW}}^{\text{HT}} \simeq -92$ K for NaYbP₂O₇ and $\chi_0^{\text{HT}} \simeq -2.48 \times 10^{-4}$ cm³/mol, $C_{\text{HT}} \simeq 3.18$ cm³K/mol, and $\theta_{\text{CW}}^{\text{HT}} \simeq -121$ K for KYbP₂O₇. The resulting effective moment $\mu_{\text{eff}}^{\text{HT}}$ was calculated to be $\sim 5.06 \mu_B$ and $\sim 5.05 \mu_B$ for NaYbP₂O₇ and KYbP₂O₇, respectively. These values of $\mu_{\text{eff}}^{\text{HT}}$ are in good agreement with the expected value of $4.54 \mu_B$ for Yb³⁺ ($J = 7/2$, $g = 8/7$) ion in the $4f^{13}$ configuration.

A change in slope was observed in $1/\chi(T)$ data below 50 K, arising from thermal depopulation of excited crystal electric field (CEF) levels. Similar behavior was observed in several other Yb³⁺-based spin systems. Typically, the combination of the spin orbit coupling and the CEF leads to a Kramers doublet ground state for the Yb³⁺ ion, and the low temperature properties can be described by an $S_{\text{eff}} = 1/2$ ground state [48–53].

The magnetization isotherms $M(H)$ of KYbP₂O₇ (see Fig. 5a) and NaYbP₂O₇ (see Fig. 5b) measured up to 7 T at $T = 0.4$ K show saturation around 1.5 T. The saturation values M_{sat} are estimated by fitting the high-field regions above 5 T with straight lines reflecting $\chi_0 H$ and extrapolating the lines back to zero field. This yields $\chi_0 \simeq 5.51 \times 10^{-3}$ cm³/mol and $M_{\text{sat}} \simeq 1.55 \mu_B$ for NaYbP₂O₇ and $\chi_0 \simeq 4.11 \times 10^{-3}$ cm³/mol and $M_{\text{sat}} \simeq 1.47 \mu_B$ for KYbP₂O₇. Using $\mu_{\text{sat}} = g_{\text{eff}} S_{\text{eff}} \mu_B$

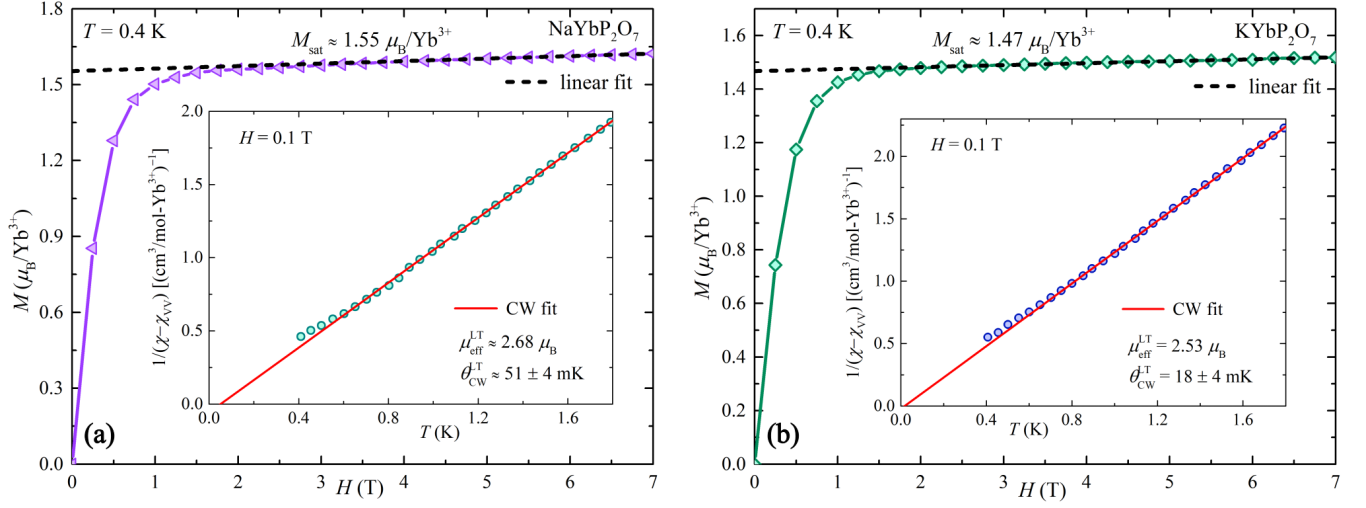


FIG. 5. Isothermal magnetization $M(H)$ measured at 0.4 K for NaYbP_2O_7 (panel (a)) and KYbP_2O_7 (panel (b)). Dashed lines represent linear contributions (see text). The insets show the low-temperature inverse magnetic susceptibility after subtracting χ_{vV} along with the CW-fit for NaYbP_2O_7 [inset of (a)] and KYbP_2O_7 [inset of (b)].

gives g_{eff} values of $\simeq 3.10$ for NaYbP_2O_7 and $\simeq 2.94$ for KYbP_2O_7 .

After subtracting χ_0 , the $\chi(T)$ data below 2 K are fitted by the CW law $\chi(T) = C/(T - \theta_{\text{CW}})$. The fitting yields $\theta_{\text{CW}}^{\text{LT}} \simeq (51 \pm 4)$ mK and $\mu_{\text{eff}}^{\text{LT}} \simeq 2.68 \mu_B$ for NaYbP_2O_7 and $\theta_{\text{CW}}^{\text{LT}} \simeq (18 \pm 4)$ mK and $\mu_{\text{eff}}^{\text{LT}} \simeq 2.53 \mu_B$ for KYbP_2O_7 . The obtained effective moments are in good agreement with $\mu_{\text{eff}} = g_{\text{eff}} \sqrt{S_{\text{eff}}(S_{\text{eff}} + 1)} \mu_B$ for a pseudo spin-1/2 ground state with g_{eff} values of ~ 3.10 for NaYbP_2O_7 and ~ 2.92 for KYbP_2O_7 , consistent with those estimated from M_{sat} .

Very small values of $\theta_{\text{CW}}^{\text{LT}}$ at low- T suggest the lack of significant exchange interactions between Yb^{3+} magnetic moments. According to mean field theory, θ_{CW} is the sum of all possible exchange interactions [54]. Since there are many possible interaction pathways in the structure, as shown by Fig. 1 and Fig. 2, it is also possible that the competing ferromagnetic and antiferromagnetic exchange interactions cancel each other, resulting in very small values of $\theta_{\text{CW}}^{\text{LT}}$.

Specific heat

The specific heat analysis of NaYbP_2O_7 and KYbP_2O_7 at different applied fields is shown in Fig. 6, respectively, suggesting their ADR potential. The specific heat data of NaYbP_2O_7 and KYbP_2O_7 show no signatures of magnetic long-range ordering down to 0.4 K. In zero-field, the specific heat shows an increase towards lower temperatures, suggesting the entropy accumulation associated with the Kramers doublet of Yb^{3+} . This doublet is split by the magnetic field into $j_z = +1/2$ and $j_z = -1/2$ levels, causing a Schottky anomaly that shifts toward higher

temperatures with increasing field.

For NaYbP_2O_7 and KYbP_2O_7 , the resulting magnetic entropy saturates at $S_{\text{m}} \simeq 5.3$ J/mol K and $S_{\text{m}} \simeq 5.6$ J/mol K, respectively (see Fig. 6), which agrees quite well with the expected theoretical value $S_{\text{m}} = R \ln(2J + 1)$ of 5.76 J/mol K for the Kramers doublet with $J_{\text{eff}} = 1/2$. At 0 T and 1 T, the entire entropy of $R \ln 2$ associated with the lowest Kramers doublet of Yb^{3+} could not be recovered as we did not measure below 0.4 K. Higher fields shift the entropy toward higher temperatures, so that at 2 T, almost complete entropy of $R \ln 2$ can be recovered above 0.4 K. The entropy data at 0 T and 1 T, are vertically shifted to match values at higher-fields (2 T and 5 T). At 5 T, only $\sim 10\%$ of $R \ln 2$ remains at $T = 2$ K. Therefore, by adiabatic demagnetization starting from 2 K and 5 T, very low temperatures can be attained as indicated by arrows in Fig. 6.

In the zero-field specific heat data of NaYbP_2O_7 and KYbP_2O_7 , a tiny anomaly at ~ 2.23 K is found, arising from an Yb_2O_3 impurity contribution [55]. Integrating the entropy related to this impurity peak yields a negligible fraction of $\sim 0.6\%$ of $R \ln 2$ related to the impurity contribution for both compounds.

Adiabatic Demagnetization Refrigeration (ADR)

The comparison of the cooling performance of NaYbP_2O_7 (red) and KYbP_2O_7 (green) with $\text{KBaYb(BO}_3)_2$ (yellow) in the commercial PPMS is shown in Fig 7. The sample temperatures are plotted on the left y -axis, while the external magnetic field is plotted on the right y -axis. During demagnetization, the lowest temperature attained by KYbP_2O_7 is ~ 37 mK

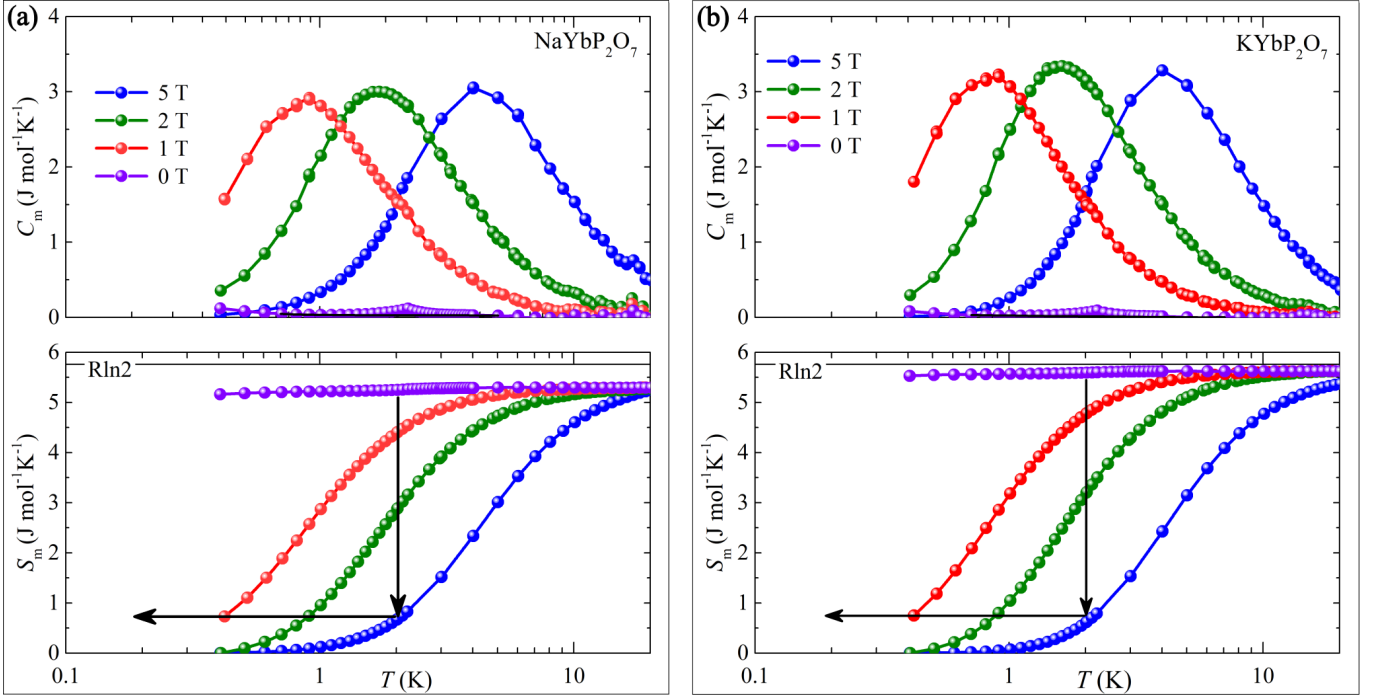


FIG. 6. Low-temperature magnetic specific heat (C_m) of NaYbP_2O_7 (upper panel of (a)) and KYbP_2O_7 (upper panel of (b)) at several external magnetic fields. Phonon contribution was subtracted from the raw data using a polynomial fit. Magnetic entropy (S_m) of NaYbP_2O_7 (lower panel of (a)) and KYbP_2O_7 (lower panel of (b)) calculated by integrating C_m/T . At 0 T and 1 T fields, the entropy is vertically shifted to 2 T and 5 T values to match $R \ln 2$ expected for the Kramers doublet. Two arrows show the ADR process.

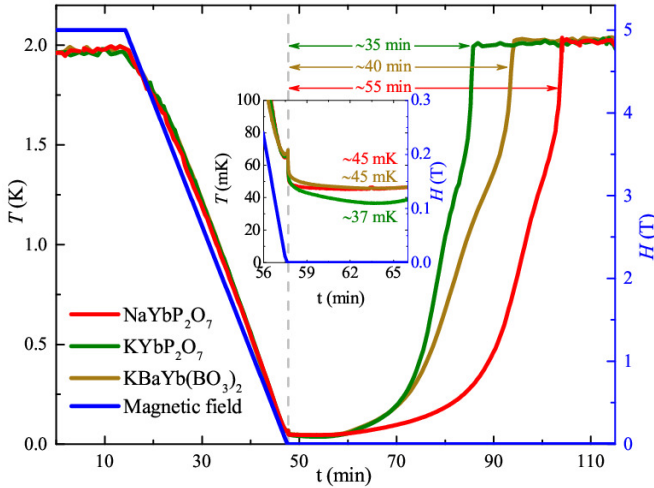


FIG. 7. ADR performance comparison of NaYbP_2O_7 (red), KYbP_2O_7 (green), and $\text{KBaYb}(\text{BO}_3)_2$ (brown) in the commercial physical property measurement system (PPMS). The sample is slowly cooled to $T = 2$ K at $H = 5$ T through the weak thermal link to the PPMS puck kept at 2 K and the 'high vacuum mode' of the PPMS was employed in order to achieve thermal decoupling. Subsequently, magnetic field is swept from 5 T to zero at a rate of 0.15 T min^{-1} and the temperature change with time t is recorded. The blue curve shows the respective magnetic field.

while the lowest temperature attained by NaYbP_2O_7 and $\text{KBaYb}(\text{BO}_3)_2$ is ~ 45 mK. A spike in the sample temperature around 70 mK is observed, possibly due to flux pinning of the superconducting magnet.

The time required for NaYbP_2O_7 to relax back from the lowest temperature to 2 K is ~ 55 min, whereas the warming time for KYbP_2O_7 is shorter, i.e., about ~ 35 min. The warming time of NaYbP_2O_7 is much longer than that of $\text{KBaYb}(\text{BO}_3)_2$ (~ 40 min). Note, that the hold-times at low temperatures could be significantly enhanced by using a thermal shield and precooling ADR station for all connected wires. But already in this simple setup, the warm-up times are sufficient for e.g. electrical resistance measurements. Importantly, the obtained base temperatures are much lower as for the commercially available ADR option for the PPMS, which uses CPA and reaches a minimal temperature of 100 mK [56].

DISCUSSION

The low-temperature properties of both NaYbP_2O_7 and KYbP_2O_7 can be well described by an effective spin-1/2 ground state expected for Yb^{3+} -based quantum magnets. Very small CW temperature obtained from the analysis of the susceptibility data at low temperatures

TABLE I. Comparison of important parameters of different mK ADR materials: T_m is the magnetic ordering temperature, S_{GS} is the entropy of the ground-state multiplet, and R is the universal gas constant. The abbreviations are MAS = $\text{Mn}(\text{NH}_4)_2(\text{SO}_4)_2 \cdot 6\text{H}_2\text{O}$ (manganese ammonium sulfate), FAA = $\text{NH}_4\text{Fe}(\text{SO}_4) \cdot 12\text{H}_2\text{O}$ (ferric ammonium alum), CPA = $\text{KCr}(\text{SO}_4) \cdot 12\text{H}_2\text{O}$ (chromium potassium alum), CMN = $\text{Mg}_3\text{Ce}_2(\text{NO}_3)_{12} \cdot 24\text{H}_2\text{O}$ (cerium magnesium nitrate).

ADR materials				
Material	T_m (mK)	mag. ion/vol. (nm^{-3})	S_{GS}	$S_{GS}/\text{vol.}$ [mJ/(K cm^3)]
MAS [57]	170	2.8	$R \ln 6$	70
FAA [57]	30	2.1	$R \ln 6$	53
CPA [37]	10	2.2	$R \ln 4$	42
CMN [58]	2	1.7	$R \ln 2$	16
$\text{YbPt}_2\text{Sn}_{12}$ [28]	250	12.9	$R \ln 2$	124
$\text{Yb}_3\text{Ga}_5\text{O}_{12}$ [29]	54	13.2	$R \ln 2$	124
$\text{KBaYb}(\text{BO}_3)_2$ [24]	< 22	6.7	$R \ln 2$	64
NaYbP_2O_7	< 45	6.6	$R \ln 2$	64
KYbP_2O_7	< 37	6.0	$R \ln 2$	57

indicates the absence of significant interactions between the Yb-moments, which is advantageous to achieve a low final temperature in ADR measurements.

The compounds NaYbP_2O_7 and KYbP_2O_7 have proven to be very efficient for ADR applications because they do not contain water molecules and are well stable to heating and evacuation. It can be seen from Fig. 6 that almost all of the entropy ($R \ln 2$) of the lowest Kramers doublet can be used for cooling, even at a moderate magnetic field of 5 T, similar to the conventionally used paramagnetic salts [14]. The crucial parameters determining the efficiency of different known ADR materials are compared in Table I. The full entropy of the ground state is described as $S_{GS} = R \ln(2J + 1)$, and the entropy density $S_{GS}/\text{vol.}$ is calculated by dividing S_{GS} by the unit cell volume. A large value of S_{GS} is always beneficial because the magnetic entropy changes (ΔS_m) of magnetic refrigerants act as the driving force of ADR. However, it is worth noting that for practical purposes, the relevant quantity is not the molar entropy but rather the volumetric entropy density S_{GS} of the material.

As can be seen from the Table. I, materials with high entropy density such as YbPt_2Sn or $\text{Yb}_3\text{Ga}_5\text{O}_{12}$ exhibit magnetic orderings at 250 mK and 54 mK, respectively, which limit their lowest attainable temperatures as the entropy drop to zero below the ordering temperatures. The high-temperature paramagnetic salts such as MAS and FAA, which have a larger magnetic entropy $R \ln 6$ are also affected by their much higher magnetic ordering temperatures. On the other hand, low transition temperature materials such as CPA and CMN have low magnetic moment density and hence low entropy density. A high entropy density usually contradicts a low magnetic or-

dering temperature.

In this context, it has been reported that the disordered quantum magnet $\text{KBaYb}(\text{BO}_3)_2$ exhibits these two mutually exclusive criteria, such as a high volumetric entropy density (64 mJ/(K cm^3)) combined with a very low ordering at approximately 9 mK [38], allowing ADR to well below 20 mK [24]. In this compound, the magnetic frustration and the structural randomness help to suppress the magnetic order. Because of its suitable properties, $\text{KBaYb}(\text{BO}_3)_2$ has been proven to be an excellent anhydrous ADR refrigerant. By demagnetizing $H = 5$ T at 2 K in PPMS, a minimal temperature of ~ 40 mK was attained with pellets mixed of $\text{KBaYb}(\text{BO}_3)_2$ powder with Ag powder [24]. Utilizing a better adiabatic setup in the dilution refrigerator with feedback control of the bath temperature following the sample temperature, $\text{KBaYb}(\text{BO}_3)_2$ cooled upon demagnetization starting at 5 T from 2 K to well below 20 mK [24].

NaYbP_2O_7 and KYbP_2O_7 have also high magnetic moment densities (~ 6.6 and $\sim 6 \text{ nm}^{-3}$) and volumetric entropy densities (~ 64 and $\sim 57 \text{ mJ}/(\text{K cm}^3)$). These values are comparable to those of $\text{KBaYb}(\text{BO}_3)_2$ but are much higher than those of the paramagnetic ADR salts for the mK application. The comparative study of the ADR performance of AYbP_2O_7 and $\text{KBaYb}(\text{BO}_3)_2$ pellets under exactly similar conditions revealed a significantly lower minimal temperature of ~ 37 mK for KYbP_2O_7 , whereas NaYbP_2O_7 reaches the same minimum temperature of ~ 45 mK as $\text{KBaYb}(\text{BO}_3)_2$ but with the advantage of a much longer warm-up time. Comparison with our previous work on $\text{KBaYb}(\text{BO}_3)_2$ [24] suggests that KYbP_2O_7 and NaYbP_2O_7 can also be cooled by demagnetization to significantly lower temperatures of at least 20 mK in better adiabatic conditions (as realized previously for the former utilizing a ^3He - ^4He dilution refrigerator).

Compared to commercially used conventional mK ADR coolants based on paramagnetic salts, AYbP_2O_7 and $\text{KBaYb}(\text{BO}_3)_2$ are anhydrous compounds and hence stable at high-vacuum and high temperatures up to at least 600 °C. Therefore, an encapsulated installation is not required, making them user-friendly and suitable for UHV applications. Finally, excellent thermal contact can be achieved in easily prepared pellets by mixing powder samples with silver powder in 1 : 1 ratio. Overall, it has been shown that all three cooling substances are very well suited for UHV-compatible ADR down to 50 mK.

CONCLUSION

In summary, we have performed a comprehensive study on the low-temperature properties of two Yb-based quantum magnets NaYbP_2O_7 and KYbP_2O_7 and compared their mK-ADR performance with $\text{KBaYb}(\text{BO}_3)_2$. The low-temperature properties are well described by very

weakly interacting $J_{\text{eff}} = 1/2$ Kramers doublets of the Yb^{3+} ions. ADR in the PPMS under comparable conditions for all three compounds confirms that all the three are highly suitable to achieve temperatures below 50 mK. With respect to $\text{KBaYb}(\text{BO}_3)_2$, KYbP_2O_7 yields a 20% lower temperature (but 12.5% shorter hold time), while for NaYbP_2O_7 a similar end temperature is combined with 30% longer hold time compared to $\text{KBaYb}(\text{BO}_3)_2$. Both diphosphates are thus excellent new UHV-compatible mK ADR materials.

Work supported by the German Science Foundation through projects 107745057 (TRR80) and 514162746 (GE 1640/11-1). UA would like to acknowledge DST, India, for financial support bearing sanction (DST/INSPIRE/04/2019/001664). We note that a German patent for the usage of ABP_2O_7 (A =alkaline metal, B =rare earth) for UHV compatible ADR to very low temperatures has been filed by the University of Augsburg (file reference DE 10 2023 106 074.0, March 10, 2023).

* arjunu@iisc.ac.in

† anton.jesche@physik.uni-augsburg.de

‡ philipp.gegenwart@physik.uni-augsburg.de

- [1] V. Zapf, M. Jaime, and C. Batista, Bose-Einstein condensation in quantum magnets, *Rev. Mod. Phys.* **86**, 563 (2014).
- [2] H. K. Onnes, *Akad. Van Wetenschappen.* **14**, 113 (1911).
- [3] M. O. Goerbig, Electronic properties of graphene in a strong magnetic field, *Rev. Mod. Phys.* **83**, 1193 (2011).
- [4] Y. Zhou, K. Kanoda, and T.-K. Ng, Quantum spin liquid states, *Rev. Mod. Phys.* **89**, 025003 (2017).
- [5] S. T. Bramwell and M. J. Harris, The history of spin ice, *J. Phys. Condens. Matter* **32**, 374010 (2020).
- [6] L. M. Kelley, Challenging “helium scarcity”, *Chemical Engineering* **110**, 8 (2003).
- [7] A. H. Olafsdottir and H. U. Sverdrup, Assessing the Past and Future Sustainability of Global Helium Resources, Extraction, Supply and Use, Using the Integrated Assessment Model WORLD7, *Biophysical Economics and Sustainability* **5**, 1 (2020).
- [8] R. T. Kouzes and J. H. Ely, *Status summary of ^3He and neutron detection alternatives for homeland security* (2010).
- [9] D. A. Shea and D. Morgan, The helium-3 shortage: Supply, demand, and options for congress (LIBRARY OF CONGRESS WASHINGTON DC, 2011).
- [10] A. Cho, Helium-3 shortage could put freeze on low-temperature research, *Science* **326**, 778 (2009).
- [11] P. Weiss and A. Piccard, Le phénomène magnétocalorique, *J. Phys. Theor. Appl.* **7**, 103 (1917).
- [12] P. Debye, Einige Bemerkungen zur Magnetisierung bei tiefer Temperatur, *Ann. der Phys.* **386**, 1154 (1926).
- [13] W. Giauque and D. MacDougall, Attainment of temperatures below 1° absolute by demagnetization of $\text{Gd}_2(\text{SO}_4)_3 \cdot 8\text{H}_2\text{O}$, *Phys. Rev.* **43**, 768 (1933).
- [14] F. Pobell, *Matter and methods at low temperatures*, 3rd ed. (Springer, 2007).
- [15] P. J. Shirron, Applications of the magnetocaloric effect in single-stage, multi-stage and continuous adiabatic demagnetization refrigerators, *Cryogenics* **62**, 130 (2014).
- [16] P. Shirron, E. Canavan, M. DiPirro, J. Francis, M. Jackson, J. Tuttle, T. King, and M. Grabowski, Development of a cryogen-free continuous ADR for the constellation-X mission, *Cryogenics* **44**, 581 (2004).
- [17] P. J. Shirron, Cooling capabilities of adiabatic demagnetization refrigerators, *J. Low Temp. Phys.* **148**, 915 (2007).
- [18] N. Luchier, J. Duval, L. Duband, P. Camus, G. Donnier-Valentin, and M. Linder, 50 mK cooling solution with an ADR precooled by a sorption cooler, *Cryogenics* **50**, 591 (2010).
- [19] C. Hagmann and P. Richards, Adiabatic demagnetization refrigerators for small laboratory experiments and space astronomy, *Cryogenics* **35**, 303 (1995).
- [20] A. E. Jahromi, P. J. Shirron, and M. J. DiPirro, Sub-kelvin cooling systems for quantum computers, in *2019 Cryogenic Engineering Conference and International Cryogenic Materials Conference (CEC/ICMC)*, GSFC-E-DAA-TN70637 (2019).
- [21] A. Alahmer, M. Al-Amayreh, A. O. Mostafa, M. Al-Dabbas, and H. Rezk, Magnetic refrigeration design technologies: State of the art and general perspectives, *Energies* **14** (2021).
- [22] J. Bartlett, G. Hardy, I. Hepburn, C. Brockley-Blatt, P. Coker, E. Crofts, B. Winter, S. Milward, R. Stafford-Allen, M. Brownhill, *et al.*, Improved performance of an engineering model cryogen free double adiabatic demagnetization refrigerator, *Cryogenics* **50**, 582 (2010).
- [23] Kiutra, See e.g. Cooling Technology: Solid-state cryogen-free cooling, <https://kiutra.com/technology/>.
- [24] Y. Tokiwa, S. Bachus, K. Kavita, A. Jesche, A. A. Tsirlin, and P. Gegenwart, Frustrated magnet for adiabatic demagnetization cooling to milli-kelvin temperatures, *Commun. Mater.* **2**, 1 (2021).
- [25] X.-Y. Liu, Y. Gao, H. Li, W. Jin, J. Xiang, H. Jin, Z. Chen, W. Li, and G. Su, Quantum spin liquid candidate as superior refrigerant in cascade demagnetization cooling, *Commun. Phys.* **5**, 1 (2022).
- [26] M. Kleinhans, K. Eibensteiner, J. Leiner, J. Spallek, A. Regnat, and C. Pfleiderer, Magnetocaloric properties of $(\text{RE})_3\text{Ga}_5\text{O}_{12}$ ($\text{RE} = \text{Tb, Gd, Nd, Dy}$), *Phys. Rev. Appl.* **19**.
- [27] B. Wolf, Y. Tsui, D. Jaiswal-Nagar, U. Tutsch, A. Honecker, K. Remović-Langer, G. Hofmann, A. Prokofiev, W. Assmus, G. Donath, and M. Lang, Magnetocaloric effect and magnetic cooling near a field-induced quantum-critical point, *Proc. Natl. Acad. Sci.* **108**, 6862 (2011).
- [28] D. Jang, T. Gruner, A. Steppke, K. Mitsumoto, C. Geibel, and M. Brando, Large magnetocaloric effect and adiabatic demagnetization refrigeration with YbPt_2Sn , *Nat. commun.* **6**, 1 (2015).
- [29] D. A. P. Brasiliano, J.-M. Duval, C. Marin, E. Bichaud, J.-P. Brison, M. Zhitomirsky, and N. Luchier, YbGG material for adiabatic demagnetization in the 100 mK–3 K range, *Cryogenics* **105**, 103002 (2020).
- [30] Y. Tokiwa, B. Piening, H. S. Jeevan, S. L. Bud’ko, P. C. Canfield, and P. Gegenwart, Super-heavy electron material as metallic refrigerant for adiabatic demagnetization cooling, *Sci. Adv.* **2**, e1600835 (2016).
- [31] M. Evangelisti, O. Roubeau, E. Palacios, A. Camón,

- T. N. Hooper, E. K. Brechin, and J. J. Alonso, Cryogenic magnetocaloric effect in a ferromagnetic molecular dimer, *Angew. Chem. Int. Ed.* **50**, 6606 (2011).
- [32] A. Baniodeh, N. Magnani, Y. Lan, G. Buth, C. E. Anson, J. Richter, M. Affronte, J. Schnack, and A. K. Powell, High spin cycles: topping the spin record for a single molecule verging on quantum criticality, *npj Quantum Mater.* **3**, 1 (2018).
- [33] M. Zhitomirsky, Enhanced magnetocaloric effect in frustrated magnets, *Phys. Rev. B* **67**, 104421 (2003).
- [34] B. Wolf, U. Tutsch, S. Dörschug, C. Krellner, F. Ritter, W. Assmus, and M. Lang, Magnetic cooling close to a quantum phase transition—the case of $\text{Er}_2\text{Ti}_2\text{O}_7$, *J. Appl. Phys.* **120**, 142112 (2016).
- [35] Y. Hu and A. Du, Magnetization behavior and magnetic entropy change of frustrated Ising antiferromagnets on two- and three-dimensional lattices, *J. Phys. Condens. Matter* **20**, 125225 (2008).
- [36] P. Wikus, E. Canavan, S. T. Heine, K. Matsumoto, and T. Numazawa, Magnetocaloric materials and the optimization of cooling power density, *Cryogenics* **62**, 150 (2014).
- [37] J. Daniels and N. Kurti, The thermal and magnetic properties of chromium potassium alum below 0.1 K, *Proc. R. Soc. A* **221**, 243 (1954).
- [38] A. Jesche, N. Winterhalter-Stocker, F. Hirschberger, A. Bellon, S. Bachus, Y. Tokiwa, A. A. Tsirlin, and P. Gegenwart, Adiabatic demagnetization cooling well below the magnetic ordering temperature in the triangular antiferromagnet $\text{KBaGd}(\text{BO}_3)_2$, *Phys. Rev. B* **107**, 104402 (2023).
- [39] J. Xiang, C. Su, N. Xi, Z. Fu, Z. Chen, H. Jin, Z. Chen, Z.-J. Mo, Y. Qi, J. Shen, L. Zhang, W. Jin, W. Li, P. Sun, and G. Su, Dipolar spin liquid ending with quantum critical point in a Gd-based triangular magnet, *arXiv:2301.03571*.
- [40] J. Rodríguez-Carvajal, Recent advances in magnetic structure determination by neutron powder diffraction, *Phys. B: Condens. Matter* **192**, 55 (1993).
- [41] K. Horchani-Naifer and M. Férid, Potassium ytterbium diphosphate, *Acta Crystallographica Section E: Structure Reports Online* **63**, i33 (2007).
- [42] M. Férid, K. Horchani-Naifer, and M. Trabelsi-Ayedi, Crystal structure of sodium ytterbium diphosphate NaYbP_2O_7 , *Z. Kristallogr. NCS* **219**, 385 (2004).
- [43] S. Guchhait, U. Arjun, P. K. Anjana, M. Sahoo, A. Thirumurugan, A. Medhi, Y. Skourski, B. Koo, J. Sichelschmidt, B. Schmidt, M. Baenitz, and R. Nath, Case study of bilayered spin-1/2 square lattice compound $\text{VO}(\text{HCOO})_2 \cdot (\text{H}_2\text{O})$, *Phys. Rev. Materials* **3**, 104409 (2019).
- [44] R. Nath, M. Padmanabhan, S. Baby, A. Thirumurugan, D. Ehlers, M. Hemmida, H.-A. Krug von Nidda, and A. A. Tsirlin, Quasi-two-dimensional $S=1/2$ magnetism of $\text{Cu}[\text{C}_6\text{H}_2(\text{COO})_4][\text{C}_2\text{H}_5\text{NH}_3]_2$, *Phys. Rev. B* **91**, 054409 (2015).
- [45] T. Matsumoto, Y. Miyazaki, A. S. Albrecht, C. P. Landee, M. M. Turnbull, and M. Sorai, Heat capacities of the $S = 1/2$ two-dimensional Heisenberg antiferromagnet bis(2-amino-5-chloropyridinium) tetrabromocuprate(ii) $[(5\text{CAP})_2\text{CuBr}_4]$ and its diamagnetic analogue $[(5\text{CAP})_2\text{ZnBr}_4]$, *J. Phys. Chem. B* **104**, 9993 (2000).
- [46] T. Lancaster, S. J. Blundell, M. L. Brooks, P. J. Baker, F. L. Pratt, J. L. Manson, M. M. Conner, F. Xiao, C. P. Landee, F. A. Chaves, S. Soriano, M. A. Novak, T. P. Papageorgiou, A. D. Bianchi, T. Herrmannsdörfer, J. Wosnitza, and J. A. Schlueter, Magnetic order in the $s=1/2$ two-dimensional molecular antiferromagnet copper pyrazine perchlorate $\text{Cu}(\text{Pz})_2(\text{ClO}_4)_2$, *Phys. Rev. B* **75**, 094421 (2007).
- [47] R. D. Shannon, Revised effective ionic radii and systematic studies of interatomic distances in halides and chalcogenides, *Acta Cryst.* **A32**, 751 (1976).
- [48] J. A. Paddison, M. Daum, Z. Dun, G. Ehlers, Y. Liu, M. B. Stone, H. Zhou, M. Mourigal, *et al.*, Continuous excitations of the triangular-lattice quantum spin liquid YbMgGaO_4 , *Nat. Phys.* **13**, 117 (2017).
- [49] M. M. Bordelon, E. Kenney, C. Liu, T. Hogan, L. Posthuma, M. Kavand, Y. Lyu, M. Sherwin, N. P. Butch, C. Brown, *et al.*, Field-tunable quantum disordered ground state in the triangular-lattice antiferromagnet NaYbO_2 , *Nat. Phys.* **15**, 1058 (2019).
- [50] K. M. Ranjith, S. Luther, T. Reimann, B. Schmidt, P. Schlender, J. Sichelschmidt, H. Yasuoka, A. Strydom, Y. Skourski, J. Wosnitza, *et al.*, Anisotropic field-induced ordering in the triangular-lattice quantum spin liquid NaYbSe_2 , *Phys. Rev. B* **100**, 224417 (2019).
- [51] M. Baenitz, P. Schlender, J. Sichelschmidt, Y. Onyukienko, Z. Zangeneh, K. Ranjith, R. Sarkar, L. Hozoi, H. Walker, J.-C. Orain, *et al.*, NaYbS_2 : A planar spin-1/2 triangular-lattice magnet and putative spin liquid, *Phys. Rev. B* **98**, 220409 (2018).
- [52] B. Schmidt, J. Sichelschmidt, K. M. Ranjith, T. Doert, and M. Baenitz, Yb delafossites: Unique exchange frustration of $4f$ spin- $\frac{1}{2}$ moments on a perfect triangular lattice, *Phys. Rev. B* **103**, 214445 (2021).
- [53] K. M. Ranjith, D. Dmytriieva, S. Khim, J. Sichelschmidt, S. Luther, D. Ehlers, H. Yasuoka, J. Wosnitza, A. A. Tsirlin, H. Kühne, and M. Baenitz, Field-induced instability of the quantum spin liquid ground state in the $J_{\text{eff}} = \frac{1}{2}$ triangular-lattice compound NaYbO_2 , *Phys. Rev. B* **99**, 180401 (2019).
- [54] C. Domb and A. R. Miedema, *Progress in Low Temperature Physics*, edited by C. J. Gorter, Vol. 4 (Elsevier, North-Holland, Amsterdam, 1964) pp. 296–343.
- [55] R. M. Moon, H. R. Child, W. C. Koehler, and L. J. Raubenheimer, Magnetic structure of Er_2O_3 and Yb_2O_3 , *J. Appl. Phys.* **38**, 1383 (1967).
- [56] Quantum Design PPMS Platform Measurement Options, <https://www.qdusa.com/siteDocs/productBrochures/1084-500.pdf>.
- [57] O. E. Vilches and J. C. Wheatley, Measurements of the specific heats of three magnetic salts at low temperatures, *Phys. Rev.* **148**, 509 (1966).
- [58] R. A. Fisher, E. W. Hornung, G. E. Brodale, and W. F. Giaque, Magnetothermodynamics of $\text{Ce}_2\text{Mg}_3(\text{NO}_3)_{12} \cdot 24\text{H}_2\text{O}$. II. The evaluation of absolute temperature and other thermodynamic properties of CMN to 0.6 mK, *J. Chem. Phys.* **58**, 5584 (1973).