

VEIL: Vetting Extracted Image Labels from In-the-Wild Captions for Weakly-Supervised Object Detection

Arushi Rai
University of Pittsburgh
arr159@pitt.edu

Adriana Kovashka
University of Pittsburgh
kovashka@cs.pitt.edu

Abstract

The use of large-scale vision-language datasets is limited for object detection due to the negative impact of label noise on localization. Prior methods have shown how such large-scale datasets can be used for pretraining, which can provide initial signal for localization, but is insufficient without clean bounding-box data for at least some categories. We propose a technique to “vet” labels extracted from noisy captions, and use them for weakly-supervised object detection (WSOD). We conduct analysis of the types of label noise in captions, and train a classifier that predicts if an extracted label is actually present in the image or not. Our classifier generalizes across dataset boundaries and across categories. We compare the classifier to eleven baselines on five datasets, and demonstrate that it can improve WSOD without label vetting by 30% (31.2 to 40.5 mAP when evaluated on PASCAL VOC).

Introduction

Freely available vision-language (VL) data has shown great promise to advance vision tasks (Radford et al. 2021; Mahajan et al. 2018; Jia et al. 2021). However, the same advances have not been observed in weakly-supervised object detection. Unlike smaller, curated vision-language datasets like MS COCO (Lin et al. 2014), captions on the web (Ordonez, Kulkarni, and Berg 2011; Desai et al. 2021; Changpinyo et al. 2021) only *partially* describe the corresponding image, and often describe the *context* behind the image. Thus, not only do these datasets contain user-uploaded images with significant visual diversity, but captions contain mentions of objects that do not actually appear in the image. We hypothesize this poses a greater challenge for implicitly learning localization through weakly-supervised object detection (WSOD), than learning cross-modal representations and image recognition. Thus, WSOD has primarily been applied (Ye et al. 2019a; Fang et al. 2022) to smaller-scale paid-for crowdsourced vision-language datasets like COCO (Lin et al. 2014) and Flickr30K (Young et al. 2014) until recently (Zhou et al. 2022; Gao et al. 2022).

Unlike captions written by annotators for the purpose of faithfully describing an image, captions on the web go beyond a redundant, descriptive relationship with their corresponding image. Language is colorful, a word can be used in literal or metaphorical ways (“that was a piece of cake”). A word can have multiple senses, of which only one corresponds to the sense intended by the object detection vocabulary. Frequently, a caption could share a story by including context that goes beyond the visual contents of the image but mention the object, like providing location names and unpictured interactions with objects as shown in Figure 1.



Figure 1: Extracted labels from captions can raise various challenges. Linguistic indicators explaining missing objects or defects are annotated in our dataset, Caption Label Noise.

User-uploaded content feature diverse object presentations, including photos taken from within vehicles, and intriguing atypical presentations of deformed objects and hand-drawn objects; all of this is relevant for narration for the image but not as supervision for precise localization. We refer to image-level labels extracted from captions, that are incorrect (object not present in corresponding image), as visually **absent extracted labels** (VAELs). We show that VAELs pose a challenge for weakly-supervised detection.

To cope with this challenge and mitigate this noise, we propose **VEIL**, short for **Vetting Extracted Image Labels**, to directly learn whether a label is clean or not from *caption context*. We first extract potential labels from each caption using substring matching or exact match (Ye et al. 2019b; Fang et al. 2022). We then use a transformer to predict whether each extracted label is visually present or absent. We refer to this prediction *task* as extracted label vetting (ELV or vetting for short). We bootstrap labels from an ensemble of two pretrained object recognition models (Jocher et al. 2021; Zhang et al. 2021), to predict pseudo-ground-truth visual presence labels on a variety of large-scale, noisy datasets: Conceptual Captions (Sharma et al. 2018), RedCaps (Desai et al. 2021), and SBUCaps (Ordonez, Kulkarni, and Berg 2011). While these detectors are trained on COCO (Lin et al. 2014), VisualGenome (Krishna et al. 2016), OpenImages (Kuznetsova et al. 2018), and Objects365 (Shao et al. 2019), they generalize well to estimating extracted label visual presence on the VL datasets we used. Once we vet the extracted labels, we use them to train a weakly-supervised object detector.

We investigate sources of noise across three in-the-wild

datasets from diverse sources: photo-sharing platform, social media platform, and images with alt-text (typically used for VL pretraining). We collect and will release a small dataset with annotations on object visibility (label noise) and object appearance defects (visual noise such as occlusion, missing key parts, and atypical appearance). To further show support for using language context to filter object labels, we annotate linguistic indicators of noise which explain why a VAE is absent from the image but included in the caption, such as describing context outside the image, non-literal use, different word sense, etc. We find prevalent structured noise (there is a pattern to the images associated with a particular noisy label) from linguistic indicators like “noun modifier” and “prepositional phrase”.

We compare our label vetting method to eleven baselines, including standard cross-modal alignment prediction methods (CLIP), adaptive noise reduction methods, pseudo-label prediction, simple rule-based methods, and no vetting. Our method improves upon the baselines both in terms of predicting extracted label visual presence (measured with F1) and producing cleaner training data for object detection leading to an improvement of +10 mAP over Large Loss Matters (Kim et al. 2022) and +3 mAP improvement over using CLIP (Radford et al. 2021) for filtering. Additionally, we show that VEIL generalizes across dataset and vocabulary. We show a significant improvement when training WSOD with both clean labels from Pascal VOC 07 (annotated) and noisy, but vetted labels from SBUCaps (51.31 mAP) compared to combining clean labels with the noisy labels without vetting (42.06 mAP) or only using clean labels (43.48 mAP). Lastly, we show that WSOD performance improves with vetting over no vetting as the train dataset is scaled.

Our contributions are as follows:

1. We propose VEIL, a transformer-based extracted label, visual presence classifier.
2. We apply VEIL and compare both across constructed-for-pay image caption datasets (Huang et al. 2016; Lin et al. 2014) and a wide set of in-the-wild datasets whose sources span social media (Desai et al. 2021), photo-sharing platforms (Ordonez, Kulkarni, and Berg 2011), and image-alt-text pairs (Sharma et al. 2018).
3. VEIL performs better than language-conditioned and language-agnostic label noise detection/correction approaches in recognizing visually present extracted labels and when vetting labels for weakly-supervised object detection.
4. Even when VEIL is trained on one dataset, but applied to another dataset, there are similar gains in WSOD.
5. VEIL shows potential to generalize across categories.
6. Vetting with VEIL improves WSOD performance when scaling training data and effectively combines extracted labels (noisy) with clean labels.
7. We annotate 300 samples from three in-the-wild datasets and release the **Caption Label Noise (CLaNo)** dataset.

Related Work

Vision-language datasets. Common datasets (Young et al. 2014; Lin et al. 2014; Huang et al. 2016) contain high-level multiple crowdsourced captions per image, including dense

captions (Krishna et al. 2016). Alt-text written by users to aid visually impaired readers (Sharma et al. 2018; Changpinyo et al. 2021; Radford et al. 2021; Schuhmann et al. 2021) is widely used for vision-language grounding due to its abundance and assumed visual-text alignment (Zareian et al. 2021; Zhong et al. 2022). There are also large in-the-wild datasets sourced from social media like Reddit posts (Desai et al. 2021) and user-uploaded captions for publicly shared photos on Flickr (Ordonez, Kulkarni, and Berg 2011). We show the narrative element found in these, captured by several linguistic cues we investigate, can impact the ability to successfully train an object detection model.

Weakly-supervised object detection (WSOD) is a multiple instance learning problem to train a model to localize and classify objects from image-level labels (Bilen and Vedaldi 2016; Tang et al. 2017a; Wan et al. 2019; Gao et al. 2019; Ren et al. 2020). The first work to leverage unstructured text accompanying an image for WSOD, Cap2Det, predicted pseudo image-level labels from captions (Ye et al. 2019b; Unal et al. 2022). However, Cap2Det cannot operate across categories as it requires observing training data to predict any particular category. The text classifier in Cap2Det was only used when exact string matching produced no labels, which means it mainly corrects false negatives (visually present, not extracted labels), not visually absent extracted labels. Detic (Zhou et al. 2022) uses weak supervision from ImageNet (Deng et al. 2009) and extracted labels from Conceptual Captions (CC) to pretrain an open vocabulary object detection model with a CLIP classifier head. While these approaches succeed in leveraging relatively clean, crowdsourced datasets like COCO, Flickr30K and ImageNet, both approaches see lower performance in training with CC. Other prior work (Gao et al. 2022) uses a pretrained vision-language multimodal model (on 14M data) (Li et al. 2021) to generate pseudo-bounding box annotations using cross-attention between caption (including the mentioned object of interest) and image regions. While it is trained on COCO, Visual Genome, and SBUCaps, it does not explicitly study the contribution of SBUCaps.

Vision-language pre-training for object detection.

Image-text grounding has been leveraged as a pretraining task for open vocabulary object detection (Zareian et al. 2021; Gu et al. 2022; Rahman, Khan, and Barnes 2020; Rahman, Khan, and Porikli 2020; Zhong et al. 2022; Du et al. 2022), followed by supervision from bounding boxes from base classes. Some methods distill knowledge from existing pretrained vision-language grounding models like CLIP (Radford et al. 2021) and ALIGN (Jia et al. 2021) to get proposals (Shi et al. 2022) and supervision for object detection (Du et al. 2022; Zhong et al. 2022); however the latter do not compare clean vs noisy supervision in a setting without bounding boxes. Our work differs in that we focus on rejecting samples that are harmful for localization, and perform WSOD using noisy samples from captions only, without any bounding box annotations.

Adaptive label noise reduction in classification. Adaptive methods reject or correct noisy labels ad-hoc during training. These methods exploit a network’s ability to learn representations of clean labels earlier in training, thus as-

	Label noise			Similar context		Visual defects			Linguistic indicators						
Dataset	%Vis	%Part	%Abs	%Co-occ	%Sim	%Occl	%Parts	%Atyp	%Beyond	%Past	%Non-lit	%Prep	%Mod	%Sense	%Named
S	21.5	20.0	58.5	42.5	13.2	61.6	46.3	44.6	26.0	3.0	11.0	40.5	32.0	12.0	5.0
R	29.2	12.8	57.5	15.0	4.0	21.8	22.2	49.0	19.8	3.1	9.3	5.7	26.6	18.2	10.9
CC	32.8	16.6	50.5	30.9	12.8	36.3	24.2	57.3	27.6	2.6	5.7	31.3	25.0	8.3	2.1

Table 1: Label noise distributions; “other”/uncommon categories skipped. Similar context is only annotated for absent objects agreed by both annotators. Visual defects are annotated over examples with full or partial visibility. Linguistic indicators are annotated over examples with visual defects or partial/no visibility. S = SBUCaps, R = RedCaps, and CC = Conceptual Captions.

suming noisy samples have little visual pattern with the corrupted label and are learnt later in training (Zhang et al. 2017). We instead show diverse real-world datasets contain naturally occurring *structured* noise, where in many cases there are visual patterns to the corrupted label. Large Loss Matters (Kim et al. 2022) is representative of such adaptive noise reduction methods and we find that it struggles with noisy labels extracted from in-the-wild captions.

Label Noise Analysis and Dataset

We analyze what makes large-scale in-the-wild datasets a challenging source of labels for object detection methods.

Datasets analysed. Conceptual Captions (CC) (Sharma et al. 2018), RedCaps (Desai et al. 2021), and SBUCaps (Ordonez, Kulkarni, and Berg 2011), are collected from in-the-wild data sources. CC contains 3 million image-alt-text pairs after heavy post-processing; named entities in captions were hypenymized and image-text pairs were accepted if there was an overlap between Google Cloud Vision API class predictions and the caption. **RedCaps** consists of 12M image-text pairs collected from Reddit by crawling a manually curated list of subreddits with heavy visual content. **SBUCaps** consists of 1 million Flickr photos with text descriptions written by their owners. Only captions with at least one prepositional phrase and at least 2 matches with a predefined vocabulary were accepted. These in-the-wild datasets exhibit very low precision of the extracted labels, ranging from 0.463 for SBUCaps, 0.596 for RedCaps, to 0.737 for CC, all much lower than the 0.948 for COCO (shown in supp).

Extracted object labels. Given a vocabulary of object classes, we extract a label for an image if there is exact match between the object name and the corresponding caption ignoring punctuation, as in (Ye et al. 2019b; Fang et al. 2022).

Gold standard object labels. We use pseudo-ground-truth predictions from a pretrained image recognition model to estimate visual presence *gold standard* labels because these in-the-wild datasets do not have image-level object annotations. We use an object recognition ensemble with the X152-C4 object-attribute model (Zhang et al. 2021) and the Ultralytic YOLOv5-XL (Jocher et al. 2021). This ensemble achieves strong accuracy, 82.2% on SBUCaps, 85.6% on RedCaps, and 86.8% on CC. We extract VAEs by selecting images where extracted and gold-standard labels disagree.

Noise annotations collected. We select 100 VAE examples per dataset (RedCaps, SBUCaps, CC). We annotate four types of information for these examples:

- (Q1: Label Noise) How much of the VAE object is present (visible, partially visible, completely absent);

- (Q2: Similar Context) If the VAE object is completely missing, whether a traditionally co-occurring context (“boat” and “water”), or semantically similar object (e.g. “cake” and “bread”, “car” and “truck”) is present;
- (Q3: Visual Defects) If visible/partially visible, whether the VAE object is occluded, has key parts missing, or atypical appearance (e.g. knitted animal); and
- (Q4: Linguistic Indicators) What linguistic cues, if any, explain why the VAE object is mentioned but absent, e.g. the caption discusses events or information beyond what the image shows (“beyond” in Table 1), describes the past (“past”), the extracted label is part of a prepositional phrase and likely to describe the setting and not objects (“on a train”), is a noun modifying another noun, is used in a non-literal way, has a different word sense (e.g. “bed” vs “river bed”), or is part of a named entity.

Two annotators (authors) provide the annotations, with high agreement: 0.76 for Q1, 0.33 for Q2, 0.45 for Q3, and 0.58 for Q4. We calculate Cohen’s Kappa for each option and aggregate agreement through a weighted average for each question, with weights derived from average option counts between the two annotators across the three datasets. We label the dataset Caption Label Noise, or CLaN.

In Table 1, we show what fraction of samples fall into each annotated category, excluding “Other”, “Unclear” and uncommon categories. We average the distribution between the two annotators.

Statistics: Label noise. We first characterize the visibility of objects flagged as VAEs by the recognition ensemble. We find that SBUCaps has the highest rate of completely absent images (58.5%), followed closely by RedCaps. CC has the highest full visibility (32.8%), defined as the object from a given viewpoint having 75% or more visibility. SBUCaps also has the highest rate of partially visible objects (20%). The high rate of absent and partially-visible objects justifies the use of pseudo-ground-truth labels from the recognition ensemble; these both constitute poor training data for WSOD. We investigate the fully-visible objects flagged as VAEs shortly, through our visual defect annotations.

Statistics: Similar context. Certain images with absent objects may be more harmful than others. Prior work has shown that models exploit co-occurrences between an object and its context which helps overall recognition accuracy, but can hurt performance when that context is absent (Singh et al. 2020). We hypothesize the inclusion of images with this context bias without the actual object present could affect localization especially when supervising detection *implicitly*, and semantically similar context may blur

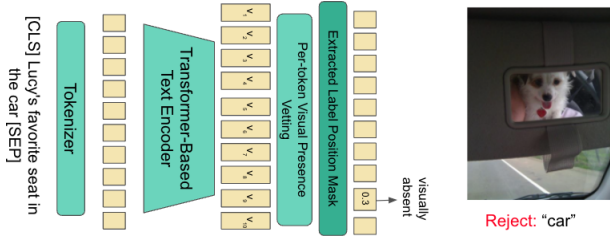


Figure 2: VEIL model architecture. The masking layer masks visual presence predictions after vetting layer of tokens not corresponding to a label. Example from SBUCaps.

decision boundaries. Different annotators may have different references for similarity or co-occurrence frequency, but our annotators achieve fair agreement ($\kappa = 0.33$). In Table 1, we find high rates of co-occurring contexts in samples with completely absent VAEs for SBUCaps (42.5%) and CC (30.9%). Across all datasets, we see a similar rate, 12%-15%, of similar context being present instead of the VAE.

Statistics: Visual defects. We hypothesize there may be visual defects which caused the recognition ensemble to miss fully-visible objects. Over the fully or partially visible subset, in CC 79% of fully or partially visible objects have a visual defect, 87% for SBUCaps, and 69% for RedCaps. The most common defect for RedCaps and CC is atypical (49% and 57.3%); we argue these atypical examples constitute poor training data for WSOD. We find that the caption context (e.g. “acrylic illustration of the funny mouse”) may indicate the possibility of a visual defect, which further motivates the VEIL design.

Statistics: Linguistic indicators. Noun modifier is one of the most frequently occurring linguistic indicator. Prepositional phrase is also significant in SBUCaps (40.5%) and CC (31.3%). All datasets contain many VAEs which are mentioned in contexts going beyond the image; for example: “just got back from the river. friend **sank his truck pulling his boat out**. long story short, rip this beast” (RedCaps).

Method

Vetting labels (VEIL). The extracted label vetting (ELV) task uses visual presence targets that are assigned based on predictions from a pretrained object recognition model for *each* extracted label from the caption. The method is overviewed in Fig. 2. Our model takes in a sequence of C word token-level caption embeddings. WordPiece (Wu et al. 2016) tokenization breaks captions into subwords, and each subword is mapped to a corresponding embedding, resulting in $e \in \mathbb{R}^{d \times C}$. These embeddings are passed through a language model, h , which include multiple layers of multi-head self-attention over tokens in the caption to compute token-level output embeddings $v \in \mathbb{R}^{d \times C}$. These embeddings are then passed to an MLP and the model outputs a sequence of visual presence predictions per token, $r \in [0, 1]^C$.

$$v = h(e) \quad (1)$$

$$r = \sigma(W_2(\tanh(W_1 v))) \quad (2)$$

where $W_1 \in \mathbb{R}^{d \times d}$ and $W_2 \in \mathbb{R}^{1 \times d}$.

Not all predictions in r correspond to an extracted label, so we use a mask, $M \in [0, 1]^C$, such that only the predictions associated with the extracted labels are used in binary cross entropy loss. To train this network, the pseudo-label targets are present, $y_i = 1$, if a pretrained object detector also predicts the same category as the extracted label.

$$L = \frac{1}{M^T M} \sum_{i=1}^C M_i \left[y_i \log r_i + (1 - y_i) \log(1 - r_i) \right] \quad (3)$$

During *inference*, if an extracted label was mapped to multiple tokens (e.g. “teddy bear”), the predictions are averaged.

Special token. We test VEIL_{ST} which inserts a special token [EM_LABEL] before each extracted label in the caption to reduce the model’s reliance on category-specific cues and improve generalization to other datasets. We find that it helps only the latter.

Weakly-supervised object detection. To test the ability of extracted label filtering or correction methods for weakly-supervised object detection, we train MIST (Ren et al. 2020). MIST extends WSDN (Bilen and Vedaldi 2016) and OICR (Tang et al. 2017b) to mine pseudo-ground truth boxes prior to iterative refinement such that multiple instances are not grouped as one. VEIL uses training data from the in-the-wild datasets to train the vetting model, and we want to see how its ability to vet labels generalizes to unseen data. Thus, we use the test splits of the in-the-wild datasets to train MIST, as they are unseen by all vetting methods. We do not evaluate the WSOD model on these in-the-wild datasets, but rather on disjoint datasets, VOC-07 (Everingham et al. 2010) and COCO 2014 (Lin et al. 2014).

Implementation details. VEIL is implemented in PyTorch (Paszke et al. 2019) and uses a pretrained BERT encoder (Devlin et al. 2019) prior to the per-token visual presence classification layer. We simulate a batch size of 8 for all experiments unless specified otherwise. To address class imbalance during WSOD, we use the complement of the sub-sampling probability introduced in Word2Vec (Mikolov et al. 2013) as weights. We used 4 RTX A5000 GPUs and trained for 50k iterations with a batch size of 8, or 100k iterations on 4 Quadro RTX 5000 GPUs with a batch size of 4 and gradient accumulation (parameters updated every two iterations to simulate a batch size of 8).

Experiments

We show the ability of VEIL to match and exceed language-agnostic filtering and image-based filtering methods in extracted label vetting (ELV). Next, we highlight the promising ability of VEIL to vet noisy extracted labels prior to weakly-supervised object detection training and remove structured noise. Lastly, we benchmark the generalization ability of VEIL in cross-dataset and cross-category settings.

Experiment Details

We use three in-the-wild image-caption datasets (SBUCaps (Ordonez, Kulkarni, and Berg 2011), RedCaps (Desai et al. 2021), Conceptual Captions (Sharma et al. 2018)) and three

	Method	SBUCaps	RedCaps	CC	VIST	VIST-DII	VIST-SIS	COCO	AVG
	No Vetting	0.633	0.747	0.849	0.853	0.876	0.820	0.973	0.822
Img + Lang	Global CLIP (Radford et al. 2021)	0.604	0.583	0.569	0.668	0.625	0.683	0.662	0.628
	Global CLIP - E (Radford et al. 2021)	0.594	0.569	0.534	0.654	0.613	0.660	0.640	0.609
Image	Local CLIP (Radford et al. 2021)	0.347	0.651	0.363	0.427	0.476	0.418	0.464	0.449
	Local CLIP - E (Radford et al. 2021)	<u>0.760</u>	<u>0.840</u>	0.597	0.759	0.695	0.812	0.788	0.750
	Reject Large Loss (Kim et al. 2022)	0.667	0.790	0.831	0.782	0.794	0.743	0.896	0.786
Lang	Accept Descriptive	0.491	0.413	0.740	0.687	0.844	0.264	0.935	0.625
	Accept Narrative	0.470	0.645	0.383	0.487	0.154	0.757	0.143	0.434
	Reject Noun Mod. (Adj)	0.618	0.703	0.814	0.823	0.847	0.788	0.906	0.786
	Reject Noun Mod. (Any)	0.616	0.689	0.812	0.821	0.842	0.782	0.900	0.780
	Cap2Det (Ye et al. 2019b)	0.639	0.758	0.846	0.826	0.854	0.774	0.964	0.809
	VEIL-Same Dataset	0.809	0.890	0.909	0.871	0.892	0.816	0.973	0.884
	VEIL-Cross Dataset	0.716	0.793	<u>0.850</u>	0.875	0.892	0.830	0.958	<u>0.842</u>

Table 2: Extracted Label Vetting F1 Performance. **Bold** indicates best performance in each column, and underlined second-best.

human annotated datasets that fall into descriptive (COCO (Lin et al. 2014), VIST-DII (Huang et al. 2016)) and narrative (VIST-SIS (Huang et al. 2016)). Each in-the-wild dataset and VIST are first reduced to a subset of image-caption pairs where a COCO category is explicitly mentioned in the caption. This subset is split into 80-20 train-test split. The WSOD models are trained on SBUCaps with labels vetted by different methods, and evaluated on PASCAL VOC 2007 test (Everingham et al. 2010) and COCO val 2014 (Lin et al. 2014). The mAP metric uses $IOU = 0.5$. However, when contrasting the image-level classification performance and detection performance we refer to them as Recognition mAP and Detection mAP, respectively.

Methods Compared

For VEIL, we use the convention VEIL-DatasetX to signify that VEIL is trained on the train-split of DatasetX. Next, we describe the methods we compare against. We group these into language-based, image-based, and image-language methods. They are category-agnostic, except for Cap2Det (Ye et al. 2019b) and LLM (Kim et al. 2022) which must be applied on closed vocabularies.

No Vetting. Accept all extracted labels (has *perfect recall*).

Global CLIP and CLIP-E. We use the ViT-B/32 pretrained CLIP (Radford et al. 2021) model. To enhance alignment (Hessel et al. 2021), we add the prompt “A photo depicts” to the caption and calculate the cosine similarity between the image and text embeddings generated by CLIP. Since the cosine similarity distribution varies per dataset, we train a Gaussian Mixture Model with two components on the train datasets and select image-text pairs predicted to the component with higher visual-caption alignment. For the ensemble variant (CLIP-E), we prepend multiple prompts to the caption, and use the score from the highest-scoring prompt.

Local CLIP and CLIP-E follow a similar process but use cosine similarity between the image and the prompt “this is a photo of a” followed by the extracted label. Extracted labels are filtered by Local CLIP, not entire captions, making this image-conditioned, not image-language conditioned vetting like Global CLIP. Local CLIP-E ensembles prompts.

Reject Large Loss. LLM (Kim et al. 2022) is language-

agnostic adaptive noise rejection and correction method. To test its ELV ability, we simulate five epochs of WSOD training (Bilen and Vedaldi 2016) and consider label targets with a loss exceeding the large loss threshold as “predicted to be visually absent” after the first epoch. The large loss threshold uses a relative delta hyperparameter controlling the rejection rate (set as 0.002 in (Kim et al. 2022)).

Accept Descriptive / Narrative. We train a logistic regression model to predict whether a VIST (Huang et al. 2016) caption comes from the DII (descriptive) or SIS (narrative) split. The input vector to this logistic regression model contains binary variables corresponding to the presence of a part of speech vector (e.g. proper noun, adjective, verb - past tense, etc) in the caption. We accept extracted labels from a caption if it yields a score higher than 0.5 for descriptiveness or narrativeness, respectively.

Reject Noun Mod. (Adj/Any). Since an extracted label could be modifying another noun (“car park”), a very simple baseline would reject such labels. We try two variants, the first noun modifier rule rejects an extracted label if the POS label is an adjective or is followed by a noun. The second rule rejects if the extracted label is not a noun.

Cap2Det. We reject a label if it is not predicted by the Cap2Det (Ye et al. 2019b) classifier.

Extracted Label Vetting Evaluation

Table 8 shows the F1 score which combines the precision and recall of their vetting (shown separately in supp). Most language-based methods improve or maintain the F1 score of No Vetting, even though it has perfect recall, except for Accept Descriptive/Narrative.

Rule-based methods and Cap2Det perform strongly, but are outperformed by both VEIL-Same Dataset (trained and tested on the same dataset, without a special token) and VEIL-Cross Dataset (trained on a different dataset than that shown in the column; we show the best cross-dataset result).

VEIL-Cross Dataset outperforms language-based approaches, showing VEIL’s generalization potential, except COCO where Cap2Det does slightly better.

Image-and-language-conditioned approaches (Global CLIP/CLIP-E) make label decisions based on the overall

Data	Vetting Method	Label noise		Similar context		Visual defects			Linguistic indicators					
		%Part	%Abs	%Co-occ	%Sim	%Occl	%Parts	%Atyp	%Mod	%Prep	%Non-lit	%Sense	%Named	%Beyond
S	VEIL-Same Dataset	85.0	94.7	87.0	80.0	81.1	90.6	87.2	95.2	93.9	90.6	100.0	100.0	88.8
	LocalCLIP-E	51.5	80.7	71.3	70.0	52.7	52.1	65.6	63.8	70.6	82.9	96.2	62.5	82.4
R	VEIL-Same Dataset	91.7	74.1	71.4	85.7	83.3	89.0	68.3	74.8	90.0	66.7	88.9	80.9	76.3
	LocalCLIP-E	52.8	78.4	40.0	38.1	47.0	45.0	23.2	68.4	63.3	70.8	70.6	90.0	76.7
CC	VEIL-Same Dataset	60.6	83.0	81.2	55.0	54.9	53.6	56.3	64.2	73.7	81.7	100.0	-	77.4
	LocalCLIP-E	45.0	89.1	74.9	57.5	49.9	50.0	24.1	73.3	63.9	91.7	100.0	-	86.8

Table 3: VAEEL recall performance on CLaN. Bold indicates best performance per column/dataset. We omit named entity results for CC as it substitutes them with predefined categories (e.g. person, org.). Top = SBUCaps, middle = RedCaps, bottom = CC.

caption, so if it contains certain language, it can affect the alignment even if the object is actually visually present. Table 8 shows these methods obtain low F1 scores.

Among image-based approaches for label vetting, we observe that Local CLIP benefits significantly from using an ensemble of prompts compared to Global CLIP; ensembling is well documented in improving zero-shot image recognition in prior work (Radford et al. 2021). Reject Large Loss has the strongest F1 score among the image-based methods, and in supp we show it has strong recall but limited precision improvement over No Vetting, indicating the presence of false positives that do not lead to a large loss.

Vetting performance on CLaN. We hypothesize that LocalCLIP-E would do well at vetting VAEs explained by linguistic cues like non-literal and beyond the image as they are likely to have little to no visual similarity with the extracted category representation. We also hypothesize that VEIL would do better than LocalCLIP-E at vetting VAEs that are noun modifiers or in prepositional phrases. Further, similar context can sometimes be explained by linguistic cues like noun modifiers and prepositional phrases which can be easily picked up from the caption, but LocalCLIP-E may be oblivious to them differing from the true VAE category. We evaluate these hypotheses on the CLaN dataset in Table 3. We omit “visible” VAE samples as there are pseudo-label errors, and the “past” linguistic indicator due to too few samples. We find that VEIL vets truly absent objects for SBUCaps much better than LocalCLIP-E, and comparably for RedCaps or CC. It vets partially visible objects better than LocalCLIP-E by a significant margin; these can be harmful in WSOD which is already prone to part domination (Ren et al. 2020). VEIL also recognizes that similar context to, rather than the actual VAE category, are present. VEIL performs better at vetting visible objects that have visual defects which can be mentioned in caption context (“acrylic illustration of dog”), and CLIP being trained on 400M diverse images with atypical objects and other defects. As expected, we find that for all datasets, VEIL vets VAEs from prepositional phrases better than LocalCLIP-E, and noun modifiers for SBUCaps and RedCaps. LocalCLIP-E does better on “beyond the image” and non-literal VAEs, except on SBUCaps, where VEIL still excels.

Cross dataset source generalization. We train VEIL on one dataset (or multiple) and evaluate on an unseen target. We find that combining multiple sources improves precision in Table 4. To better utilize caption context, we test VEIL_{ST} which predicts visual presence using a special token

Method	Train Dataset	Prec/Rec	F1
No Vetting	-	0.463 / 1.000	0.633
VEIL	SBUCaps	0.828 / 0.791	0.809
VEIL	RedCaps (R)	0.668 / 0.759	0.710
VEIL	CC	0.585 / 0.846	0.692
VEIL	R, CC	0.689 / 0.722	0.705
VEIL _{ST}	R, CC	0.649 / 0.797	0.716
LCLIP-E	WIT	0.708 / 0.820	0.760
VEIL+LCLIP-E	R,CC,WIT	0.733 / 0.848	0.786

Table 4: Source generalization of VEIL; vetting on SBUCaps. LCLIP-E is LocalCLIP-E. CLIP is trained on WIT.

Method	Prec/Rec	F1
No Vetting	0.323 / 1.000	0.488
ID	0.651 / 0.656	0.654
OOD	0.585 / 0.556	0.570

Table 5: VEIL category generalization on SBUCaps-ID.

[EM_LABEL]. We find that this improves F1 performance. Lastly, we try ensembling by averaging predictions between LocalCLIP-E and VEIL-Cross Dataset, and find that its precision and recall is highest among the VEIL variants and LocalCLIP-E. This means that VEIL and LocalCLIP-E can be used together. There is still a significant gap between VEIL-Same Dataset and even the ensembled model in terms of precision and F1. We leave improving source generalizability to future research.

Cross-category generalization. We define an in-domain category set (ID) of 20 randomly picked categories from COCO (Lin et al. 2014), and an out-of-domain category set (OOD) consisting of the 60 remaining categories. We restrict the labels using these limited category sets and create two train subsets, ID and OOD from SBUCaps *train* and one ID test subset from SBUCaps *test*. We find that transferring VEIL-OOD to unseen categories improves F1 score compared to no vetting as shown in Table 5. We hypothesize training on more categories could improve category generalization, but leave further experiments to future research.

Impact on Weakly Supervised Object Detection

We select the most promising vetting methods from the previous section and use them to vet labels from the SBUCaps *test* split since CLIP-based and VEIL-based methods use the train set for threshold and model training respectively. We show two different VEIL methods, VEIL-SBUCaps and

Method	VOC Det. mAP ₅₀	VOC Rec. mAP	COCO Det mAP ₅₀
GT* (upper bound)	40.0	69.0	9.2
No Vetting	31.2	65.3	7.7
Large Loss (Kim et al. 2022)	30.9	65.3	7.5
LocalCLIP-E (Radford et al. 2021)	37.1	70.7	7.9
VEIL _{ST} -R,CC	37.8	71.4	8.6
VEIL-SBUCaps	40.5	74.3	10.4

Table 6: Impact of vetting on WSOD performance on VOC-07 and COCO-14. (GT*) directly vets labels using the pre-trained recognition models used to train VEIL. Bold indicates best performance in column excluding GT*.

VEIL_{ST}-RedCaps,CC. Both vet labels from SBUCaps and use them to train WSOD, but the vetting method is trained on either (1) SBUCaps or (2) RedCaps and CC, using the special token. We show both methods to demonstrate the generalizability of the vetting model. Note that Large Loss Matters (Kim et al. 2022) has been relaxed to also *correct* visually absent extracted labels, instead of only unmentioned but present objects (false negatives). After vetting, we remove any images without labels and since category distribution follows a long-tail distribution, we apply weighted sampling. We train MIST (Ren et al. 2020) for 50K iterations with a batch size of 8 for each method.

We find that VEIL-SBUCaps performs the best as shown in Table 6. In particular, it boosts the detection performance of No Vetting by 9.3% absolute and 29.8% relative gain (40.5/31.2% mAP) on VOC-07 and by 35% relative gain (10.4/7.7% mAP) on COCO. Interestingly, VEIL-SBUCaps and VEIL_{ST}-Redcaps,CC both seem to have a similar performance improvement, despite VEIL_{ST}-Redcaps,CC (best VEIL cross-dataset result on SBUCaps) having poorer performance than Local CLIP-E in Table 4. Additionally, directly using the pretrained object recognition model (used to produce visual presence targets for VEIL) predictions to vet (GT* method in the table) performs worse than VEIL in both detection and recognition. This suggests VEIL **generalizes from its bootstrapped data**.

Using the CLaN dataset, we observe one type of structured noise found from extracting labels from prepositional phrases, specifically where images were taken inside vehicles. We hypothesize such structured noise would have significant impact on localization for the vehicle objects. We use CorLoc to estimate the localization ability for vehicles in VOC-07 (“aeroplane”, “bicycle”, “boat”, “car”, “bus”, “motorbike”, “train”). We observe a CorLoc of 60.2% and 54.1% for VEIL-SBUCaps and LocalCLIP-E, respectively. This shows structured noise can have strong impact on localization.

Impact of scale on WSOD. To assess the impact of scaling the noisy training set, we progressively sampled the held-out RedCaps dataset in increments of 50K samples up to a total of 200K samples. For each scale, we train two WSOD models with weighted sampling using the unfiltered samples and those vetted with VEIL-SBUCaps,CC.

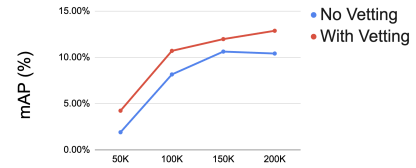


Figure 3: Pascal VOC-07 detection performance of WSOD models trained on RedCaps.

Clean Labels	Noisy Labels	w/ WS	Vetting	mAP ₅₀
	✓			16.67
✓			n/a	43.48
✓	✓			42.06
✓	✓		✓	51.31
✓	✓	✓	✓	54.76

Table 7: Mixed supervision from clean (VOC-07 trainval) and noisy labels (SBUCaps). Evaluated on VOC-07 test. WS stands for weighted sampling.

The 200K-sample model trained for 120K iterations, and subsets trained for iterations proportional to their sample size. Figure 3 shows consistent improvement with vetting as the sample size scales. The non-vetted model’s performance declines after 150K samples; more unvetted samples has diminishing or worse, negative returns. This indicates that vetting can adapt to scale better even when VEIL is trained on other datasets. The trend suggests that vetting will continue outperforming no-vetting even when dataset sizes increase.

Effect of mixing clean and noisy samples for WSOD.

We study how vetting impacts a setting where labels are drawn from both annotated image-level labels from 5K VOC-07 train-val (Everingham et al. 2010) (clean) and 50K in-the-wild SBUCaps (Ordonez, Kulkarni, and Berg 2011) captions (noisy). In Table 7 we observe that adding noisy supervision to clean supervision actually hurts performance compared to only using clean supervision. After vetting the labels extracted from SBUCaps (Ordonez, Kulkarni, and Berg 2011) using VEIL-SBUCaps, we observe that the model sees a 17.9% relative improvement (51.31/43.48% mAP) to using only clean supervision from VOC-07. We see further improvements when applying weighted sampling to the added, class imbalanced data (54.76/51.31% mAP).

Conclusion. We showed visually absent extracted labels are common in in-the-wild datasets. We proposed VEIL which uses language context to infer whether mentioned objects are visually present. It outperforms other vetting strategies, generalizes across datasets and categories, and its benefits persist when adding noisy to clean data.

References

- Bilen, H.; and Vedaldi, A. 2016. Weakly supervised deep detection networks. In *Proceedings of the IEEE Conference on Computer Vision and Pattern Recognition*, 2846–2854.
- Changpinyo, S.; Sharma, P. K.; Ding, N.; and Soricut, R. 2021. Conceptual 12M: Pushing Web-Scale Image-Text Pre-Training To Recognize Long-Tail Visual Concepts. 2021

- IEEE/CVF Conference on Computer Vision and Pattern Recognition (CVPR)*, 3557–3567.
- Deng, J.; Dong, W.; Socher, R.; Li, L.-J.; Li, K.; and Fei-Fei, L. 2009. ImageNet: A large-scale hierarchical image database. In *CVPR*.
- Desai, K.; Kaul, G.; Aysola, Z.; and Johnson, J. 2021. RedCaps: Web-curated image-text data created by the people, for the people. In *NeurIPS Datasets and Benchmarks*.
- Devlin, J.; Chang, M.; Lee, K.; and Toutanova, K. 2019. BERT: Pre-training of Deep Bidirectional Transformers for Language Understanding. In Burstein, J.; Doran, C.; and Solorio, T., eds., *Proceedings of the 2019 Conference of the North American Chapter of the Association for Computational Linguistics: Human Language Technologies, NAACL-HLT 2019, Minneapolis, MN, USA, June 2-7, 2019, Volume 1 (Long and Short Papers)*, 4171–4186. Association for Computational Linguistics.
- Du, Y.; Wei, F.; Zhang, Z.; Shi, M.; Gao, Y.; and Li, G. C. 2022. Learning to Prompt for Open-Vocabulary Object Detection with Vision-Language Model. *2022 IEEE/CVF Conference on Computer Vision and Pattern Recognition (CVPR)*, 14064–14073.
- Everingham, M.; Gool, L. V.; Williams, C. K. I.; Winn, J. M.; and Zisserman, A. 2010. The Pascal Visual Object Classes (VOC) Challenge. *International Journal of Computer Vision*, 88: 303–338.
- Fang, A.; Ilharco, G.; Wortsman, M.; Wan, Y.; Shankar, V.; Dave, A.; and Schmidt, L. 2022. Data Determines Distributional Robustness in Contrastive Language Image Pre-training (CLIP). In *International Conference on Machine Learning*.
- Gao, M.; Xing, C.; Niebles, J. C.; Li, J.; Xu, R.; Liu, W.; and Xiong, C. 2022. Open Vocabulary Object Detection with Pseudo Bounding-Box Labels. In *European Conference on Computer Vision*.
- Gao, Y.; Liu, B.; Guo, N.; Ye, X.; Wan, F.; You, H.; and Fan, D. 2019. C-MIDN: Coupled Multiple Instance Detection Network With Segmentation Guidance for Weakly Supervised Object Detection. In *Proceedings of the IEEE International Conference on Computer Vision (ICCV)*.
- Gu, X.; Lin, T.-Y.; Kuo, W.; and Cui, Y. 2022. Open-vocabulary Object Detection via Vision and Language Knowledge Distillation. In *International Conference on Learning Representations*.
- Hessel, J.; Holtzman, A.; Forbes, M.; Bras, R. J. L.; and Choi, Y. 2021. CLIPScore: A Reference-free Evaluation Metric for Image Captioning. In *Conference on Empirical Methods in Natural Language Processing*.
- Huang, T.-H. K.; Ferraro, F.; Mostafazadeh, N.; Misra, I.; Devlin, J.; Agrawal, A.; Girshick, R.; He, X.; Kohli, P.; Batra, D.; et al. 2016. Visual Storytelling. In *15th Annual Conference of the North American Chapter of the Association for Computational Linguistics (NAACL 2016)*.
- Jia, C.; Yang, Y.; Xia, Y.; Chen, Y.-T.; Parekh, Z.; Pham, H.; Le, Q. V.; Sung, Y.-H.; Li, Z.; and Duerig, T. 2021. Scaling Up Visual and Vision-Language Representation Learning With Noisy Text Supervision. In *ICML*.
- Jocher, G.; Stoken, A.; Borovec, J.; NanoCode012; Ayush Chaurasia; TaoXie; Changyu, L.; Abhiram V; Laughing; Tkianai; YxNONG; Hogan, A.; Lorenzomamma; AlexWang1900; Hajek, J.; Diaconu, L.; , Marc; Yonghye Kwon; , Oleg; Wanghaoyang0106; Defretin, Y.; Lohia, A.; MI5ah; Milanko, B.; Fineran, B.; Khromov, D.; Yiwei, D.; , Doug; Durgesh; and Ingham, F. 2021. ultralytics/yolov5: v5.0 - YOLOv5-P6 1280 models, AWS, Supervise.ly and YouTube integrations.
- Kim, Y.; Kim, J. M.; Akata, Z.; and Lee, J. 2022. Large Loss Matters in Weakly Supervised Multi-Label Classification. *2022 IEEE/CVF Conference on Computer Vision and Pattern Recognition (CVPR)*, 14136–14145.
- Krishna, R.; Zhu, Y.; Groth, O.; Johnson, J.; Hata, K.; Kravitz, J.; Chen, S.; Kalantidis, Y.; Li, L.-J.; Shamma, D. A.; Bernstein, M. S.; and Fei-Fei, L. 2016. Visual Genome: Connecting Language and Vision Using Crowdsourced Dense Image Annotations. *International Journal of Computer Vision*, 123: 32–73.
- Kuznetsova, A.; Rom, H.; Alldrin, N. G.; Uijlings, J. R. R.; Krasin, I.; Pont-Tuset, J.; Kamali, S.; Popov, S.; Mallocci, M.; Duerig, T.; and Ferrari, V. 2018. Dataset V 4 Unified image classification , object detection , and visual relationship detection at scale.
- Li, J.; Selvaraju, R. R.; Gotmare, A. D.; Joty, S. R.; Xiong, C.; and Hoi, S. C. H. 2021. Align before Fuse: Vision and Language Representation Learning with Momentum Distillation. In *Neural Information Processing Systems*.
- Lin, T.-Y.; Maire, M.; Belongie, S. J.; Hays, J.; Perona, P.; Ramanan, D.; Dollár, P.; and Zitnick, C. L. 2014. Microsoft COCO: Common Objects in Context. In *ECCV*.
- Mahajan, D. K.; Girshick, R. B.; Ramanathan, V.; He, K.; Paluri, M.; Li, Y.; Bharambe, A.; and van der Maaten, L. 2018. Exploring the Limits of Weakly Supervised Pretraining. In *ECCV*.
- Mikolov, T.; Sutskever, I.; Chen, K.; Corrado, G. S.; and Dean, J. 2013. Distributed Representations of Words and Phrases and their Compositionality. In *NIPS*.
- Ordonez, V.; Kulkarni, G.; and Berg, T. L. 2011. Im2Text: Describing Images Using 1 Million Captioned Photographs. In *NIPS*.
- Paszke, A.; Gross, S.; Massa, F.; Lerer, A.; Bradbury, J.; Chanan, G.; Killeen, T.; Lin, Z.; Gimelshein, N.; Antiga, L.; Desmaison, A.; Kopf, A.; Yang, E.; DeVito, Z.; Raison, M.; Tejani, A.; Chilamkurthy, S.; Steiner, B.; Fang, L.; Bai, J.; and Chintala, S. 2019. PyTorch: An Imperative Style, High-Performance Deep Learning Library. In Wallach, H.; Larochelle, H.; Beygelzimer, A.; d'Alché-Buc, F.; Fox, E.; and Garnett, R., eds., *Advances in Neural Information Processing Systems 32*, 8024–8035.
- Radford, A.; Kim, J. W.; Hallacy, C.; Ramesh, A.; Goh, G.; Agarwal, S.; Sastry, G.; Askell, A.; Mishkin, P.; Clark, J.; Krueger, G.; and Sutskever, I. 2021. Learning Transferable Visual Models From Natural Language Supervision. In *ICML*.

- Rahman, S.; Khan, S. H.; and Barnes, N. 2020. Improved Visual-Semantic Alignment for Zero-Shot Object Detection. In *AAAI Conference on Artificial Intelligence*.
- Rahman, S.; Khan, S. H.; and Porikli, F. M. 2020. Zero-Shot Object Detection: Joint Recognition and Localization of Novel Concepts. *International Journal of Computer Vision*, 128: 2979 – 2999.
- Ren, Z.; Yu, Z.; Yang, X.; Liu, M.-Y.; Lee, Y. J.; Schwing, A. G.; and Kautz, J. 2020. Instance-Aware, Context-Focused, and Memory-Efficient Weakly Supervised Object Detection. In *Proceedings of the IEEE/CVF Conference on Computer Vision and Pattern Recognition (CVPR)*.
- Schuhmann, C.; Vencu, R.; Beaumont, R.; Kaczmarczyk, R.; Mullis, C.; Katta, A.; Coombes, T.; Jitsev, J.; and Komatsuzaki, A. 2021. LAION-400M: Open Dataset of CLIP-Filtered 400 Million Image-Text Pairs. *Data Centric AI NeurIPS Workshop 2021*, abs/2111.02114.
- Shao, S.; Li, Z.; Zhang, T.; Peng, C.; Yu, G.; Zhang, X.; Li, J.; and Sun, J. 2019. Objects365: A Large-Scale, High-Quality Dataset for Object Detection. *2019 IEEE/CVF International Conference on Computer Vision (ICCV)*, 8429–8438.
- Sharma, P.; Ding, N.; Goodman, S.; and Soricut, R. 2018. Conceptual Captions: A Cleaned, Hypernymed, Image Alt-text Dataset For Automatic Image Captioning. In *ACL*.
- Shi, H.; Hayat, M.; Wu, Y.; and Cai, J. 2022. Proposal-CLIP: Unsupervised Open-Category Object Proposal Generation via Exploiting CLIP Cues. *2022 IEEE/CVF Conference on Computer Vision and Pattern Recognition (CVPR)*, 9601–9610.
- Singh, K. K.; Mahajan, D.; Grauman, K.; Lee, Y. J.; Feiszli, M.; and Ghadiyaram, D. 2020. Don’t Judge an Object by Its Context: Learning to Overcome Contextual Bias. 11070–11078.
- Tang, P.; Wang, X.; Bai, X.; and Liu, W. 2017a. Multiple instance detection network with online instance classifier refinement. In *Proceedings of the IEEE Conference on Computer Vision and Pattern Recognition (CVPR)*.
- Tang, P.; Wang, X.; Bai, X.; and Liu, W. 2017b. Multiple Instance Detection Network with Online Instance Classifier Refinement. *2017 IEEE Conference on Computer Vision and Pattern Recognition (CVPR)*, 3059–3067.
- Unal, M. E.; Ye, K.; Zhang, M.; Thomas, C.; Kovashka, A.; Li, W.; Qin, D.; and Berent, J. 2022. Learning to Overcome Noise in Weak Caption Supervision for Object Detection. *IEEE transactions on pattern analysis and machine intelligence*, PP.
- Wan, F.; Liu, C.; Ke, W.; Ji, X.; Jiao, J.; and Ye, Q. 2019. C-mil: Continuation multiple instance learning for weakly supervised object detection. In *Proceedings of the IEEE Conference on Computer Vision and Pattern Recognition (CVPR)*.
- Wu, Y.; Schuster, M.; Chen, Z.; Le, Q. V.; Norouzi, M.; Macherey, W.; Krikun, M.; Cao, Y.; Gao, Q.; Macherey, K.; et al. 2016. Google’s neural machine translation system: Bridging the gap between human and machine translation. *arXiv preprint arXiv:1609.08144*.
- Ye, K.; Zhang, M.; Kovashka, A.; Li, W.; Qin, D.; and Berent, J. 2019a. Cap2Det: Learning to Amplify Weak Caption Supervision for Object Detection. In *International Conference on Computer Vision (ICCV)*.
- Ye, K.; Zhang, M.; Kovashka, A.; Li, W.; Qin, D.; and Berent, J. 2019b. Cap2Det: Learning to Amplify Weak Caption Supervision for Object Detection. In *IEEE/CVF International Conference on Computer Vision (ICCV)*, 9685–9694.
- Young, P.; Lai, A.; Hodosh, M.; and Hockenmaier, J. 2014. From image descriptions to visual denotations: New similarity metrics for semantic inference over event descriptions. *Transactions of the Association for Computational Linguistics*, 2: 67–78.
- Zareian, A.; Rosa, K. D.; Hu, D. H.; and Chang, S.-F. 2021. Open-vocabulary object detection using captions. In *Proceedings of the IEEE/CVF Conference on Computer Vision and Pattern Recognition*, 14393–14402.
- Zhang, C.; Bengio, S.; Hardt, M.; Recht, B.; and Vinyals, O. 2017. Understanding deep learning requires rethinking generalization.
- Zhang, P.; Li, X.; Hu, X.; Yang, J.; Zhang, L.; Wang, L.; Choi, Y.; and Gao, J. 2021. VinVL: Making Visual Representations Matter in Vision-Language Models. *CVPR 2021*.
- Zhong, Y.; Yang, J.; Zhang, P.; Li, C.; Codella, N.; Li, L. H.; Zhou, L.; Dai, X.; Yuan, L.; Li, Y.; and Gao, J. 2022. RegionCLIP: Region-based Language-Image Pre-training. In *IEEE/CVF Conference on Computer Vision and Pattern Recognition, CVPR 2022, New Orleans, LA, USA, June 18-24, 2022*, 16772–16782. IEEE.
- Zhou, X.; Girdhar, R.; Joulin, A.; Krahenbuhl, P.; and Misra, I. 2022. Detecting Twenty-Thousand Classes Using Image-Level Supervision. In *European Conference on Computer Vision*.

Supplementary Materials

We provide supplemental materials to our main text.

We present a detailed table of the vetting precision and recall of all methods described in the main text, for which we show F1 performance in Table 2 of the main text. Furthermore, we show more comprehensive cross-dataset ablations, such as adding more training datasets and training with a special token.

We discuss our hyperparameter selection for WSOD in further detail and show additional metrics of the WSOD models on the COCO-14 benchmark presented in the main text.

Finally, we showcase the vetting ability of VEIL in comparison to other approaches through qualitative results, along with additional examples from the WSOD models trained using vetted training data.

Vetting Precision/Recall

Table 2 in the main text showed the F1 on the extracted label vetting task, from twelve methods. In Table 8 here, we separately show Precision and Recall on the same task.



Prepositional Phrase, Co-Occurring Context
Took this on a boat the other day.

Different Word Sense, Semantic Similarity:
[...] put a few drops of orange oil on it for good

Non-Literal:
did a wen trim for the first time and it was a piece of cake

Extracted Labels from Each Image	{boat}	{orange}	{cake}
No Vetting (Same as Above)	{boat}	{orange}	{cake}
Reject Noun Modifier	{boat}	{}	{cake}
LocalCLIP-E	{boat}	{orange}	{}
VEIL-SBUCapsCC	{}	{}	{}
VEIL-RedCaps	{}	{}	{}

Figure 4: Qualitative examples of extracted labels after vetting on RedCaps-Test. These are additional completely absent VAE examples from CLaN with their linguistic indicators and similar context annotations, and only VEIL-based methods are able to overcome these three noise types.

Cross-Dataset Ablations

Table 9 is included as reference which shows that precision in the cross dataset setting is always better than no vetting with the exception of COCO.

Combining multiple datasets. We find that VEIL is able to leverage additional datasets to an extent. For example, combining SBUCaps and CC leads to significant improvements (7-16% relative) in F1 as shown in Table 10 and, combining SBUCaps and Redcaps in training improves performance on both validation sets. When combining all datasets, only the non-in the wild datasets see an improved performance.

Using special token. We find that using VEIL w/ ST on average improves F1 by 1 pt compared to just VEIL when transferring to other datasets. This comes at a tradeoff with respect to the performance on the same dataset; however CC w/ ST improves performance on all datasets.

WSOD Hyperparameters

Learning Rates. We trained four models without vetting on SBUCaps with learning rates from ‘1e-5’ till ‘1e-2’, for each order of magnitude, and observed that the model trained with a learning rate of ‘1e-2’ had substantially better Pascal VOC-07 detection performance and used this learning rate for all the WSOD models trained on SBUCaps. We applied a similar learning rate selection method for WSOD models trained on RedCaps, except we tested over every half order of magnitude and found that ‘5e-5’ was optimal when training on RedCaps.

Relative Delta. In Large Loss Matters (LLM) (Kim et al. 2022), relative delta controls how fast the rejection rate will increase over training. To find the best relative delta, we tested over three initializations, with $rel_delta = 0.002$ as the setting recommended in (Kim et al. 2022). We used the best result in Table 12 when reporting results in the main paper.

WSOD Benchmarking on Additional COCO Metrics

In our main text we compared the average precision of the model across all the classes and all the IoU (Intersection over Union) thresholds from 0.5 to 0.95. We show mAP at specific thresholds 0.5 and 0.75 in Table 11. We see that cross dataset VEIL vetting performs relatively 32% better than no vetting in a stricter IoU (0.75). The mAP metric can be further broken down by area sizes of ground truth bounding boxes, which is denoted by S, M, and L. VEIL-based vetting outperforms the rest in Medium (6% better than best non-VEIL vetting) and Large objects (5% better than best non-VEIL vetting); while VEIL-Same Dataset still performs best on small objects, VEIL-Cross Dataset performs slightly worse than no vetting.

Additional Qualitative Results

Vetting Qualitative Examples. Using annotations from CLaN, we provide qualitative examples comparing the vetting capability of methods on VAEs with common linguistic indicators (prepositional phrase, different word sense, non-literal) found in RedCaps in Figure 4.

WSOD Qualitative Examples. In Figure 5, we present further qualitative evidence on the impact of different vetting methods on weakly supervised object detection. There are varying degrees of part and contextual bias from all methods; however, No Vetting has the most pronounced part domination and context bias as shown by its detection of bicycle wheels and car doors (top two rows), and misidentifying a child as a chair (bottom row) and detections covering both boat and water. Both VEIL methods outperform the rest of the models in detecting smaller objects (see first two rows). LocalCLIP-E misses smaller objects in the background (first two rows) and also has part domination (bicycle).




Figure 5: Detections (blue bounding box) from WSOD models trained with various vetting methods (top row) indicate that training with either VEIL-based vetting method (two rightmost columns) leads to similar detection capability on VOC-07 (Everingham et al. 2010). The categories shown by row (from top to bottom) are: horse, car, boat, bicycle, chair.

Modalities		SBUCaps		RedCaps		Conceptual Captions	
	Method	PREC / REC	F1	PREC / REC	F1	PREC / REC	F1
	No Vetting	0.463 / 1.000	0.633	0.596 / 1.000	0.747	0.737 / 1.000	<u>0.849</u>
Image, Language	Global CLIP (Radford et al. 2021)	0.531 / 0.700	0.604	0.618 / 0.551	0.583	0.753 / 0.458	0.569
	Global CLIP - E (Radford et al. 2021)	0.526 / 0.683	0.594	0.625 / 0.522	0.569	0.745 / 0.417	0.534
Image	Local CLIP (Radford et al. 2021)	0.588 / 0.246	0.347	0.723 / 0.591	0.651	0.750 / 0.240	0.363
	Local CLIP - E (Radford et al. 2021)	<u>0.708</u> / 0.820	<u>0.760</u>	<u>0.770</u> / 0.924	<u>0.840</u>	<u>0.842</u> / 0.462	0.597
	Reject Large Loss (Kim et al. 2022)	0.530 / 0.898	0.667	0.700 / 0.908	0.790	0.806 / 0.858	0.831
Language	Accept Descriptive	0.449 / 0.542	0.491	0.561 / 0.326	0.413	0.739 / 0.741	0.740
	Accept Narrative	0.482 / 0.458	0.470	0.619 / 0.674	0.645	0.738 / 0.259	0.383
	Reject Noun Mod. (Adj)	0.517 / 0.769	0.618	0.644 / 0.776	0.703	0.765 / 0.870	0.814
	Reject Noun Mod. (Any)	0.520 / 0.754	0.616	0.647 / 0.736	0.689	0.767 / 0.863	0.812
	Cap2Det (Ye et al. 2019a)	0.500 / <u>0.884</u>	0.639	0.633 / 0.945	0.758	0.758 / 0.956	0.846
	VEIL-Same Dataset	0.828 / 0.791	0.809	0.855 / <u>0.929</u>	0.890	0.884 / <u>0.935</u>	0.909
	VEIL-Cross Dataset	0.636 / 0.811	0.713	0.747 / 0.847	0.793	0.834 / 0.866	<u>0.850</u>
Modalities		VIST		VIST-DII		VIST-SIS	
	Method	PREC / REC	F1	PREC / REC	F1	PREC / REC	F1
	No Vetting	0.744 / 1.000	0.853	0.779 / 1.000	0.876	0.695 / 1.000	<u>0.820</u>
Image, Language	Global CLIP (Radford et al. 2021)	0.772 / 0.589	0.668	0.788 / 0.518	0.625	0.754 / 0.624	0.683
	Global CLIP - E (Radford et al. 2021)	0.769 / 0.569	0.654	0.785 / 0.504	0.613	0.741 / 0.595	0.660
Image	Local CLIP (Radford et al. 2021)	0.752 / 0.298	0.427	0.787 / 0.341	0.476	0.738 / 0.292	0.418
	Local CLIP - E (Radford et al. 2021)	0.874 / 0.671	0.759	0.886 / 0.572	0.695	0.833 / 0.793	0.812
	Reject Large Loss (Kim et al. 2022)	0.755 / 0.811	0.782	0.792 / 0.796	0.794	0.700 / 0.791	0.743
Language	Accept Descriptive	0.755 / 0.631	0.687	0.784 / 0.913	<u>0.844</u>	0.686 / 0.163	0.264
	Accept Narrative	0.717 / 0.369	0.487	0.697 / 0.087	0.154	0.691 / 0.837	0.757
	Reject Noun Mod. (Adj)	0.775 / 0.879	0.823	0.813 / 0.883	0.847	0.716 / 0.875	0.788
	Reject Noun Mod. (Any)	0.776 / 0.871	0.821	0.813 / 0.873	0.842	0.718 / 0.859	0.782
	Cap2Det (Ye et al. 2019a)	0.781 / 0.877	0.826	0.823 / 0.887	0.854	0.704 / 0.859	0.774
	VEIL-Same Dataset	0.789 / 0.971	<u>0.871</u>	0.819 / 0.992	0.892	0.690 / 0.998	0.816
	VEIL-Cross Dataset	<u>0.835</u> / <u>0.920</u>	0.875	<u>0.870</u> / <u>0.915</u>	0.892	<u>0.765</u> / <u>0.920</u>	0.830
Modalities		COCO					
	Method	PREC / REC	F1				
	No Vetting	0.948 / 1.000	0.973				
Image, Language	Global CLIP (Radford et al. 2021)	0.945 / 0.509	0.662				
	Global CLIP - E (Radford et al. 2021)	0.931 / 0.487	0.640				
Image	Local CLIP (Radford et al. 2021)	0.951 / 0.307	0.464				
	Local CLIP - E (Radford et al. 2021)	0.972 / 0.663	0.788				
	Reject Large Loss (Kim et al. 2022)	0.963 / 0.837	0.896				
Language	Accept Descriptive	0.948 / 0.923	0.935				
	Accept Narrative	0.942 / 0.077	0.143				
	Reject Noun Mod. (Adj)	0.958 / 0.859	0.906				
	Reject Noun Mod. (Any)	0.959 / 0.849	0.900				
	Cap2Det (Ye et al. 2019a)	0.978 / <u>0.950</u>	<u>0.964</u>				
	VEIL-Same Dataset	0.948 / 1.000	0.973				
	VEIL-Cross Dataset	<u>0.975</u> / 0.942	0.958				

Table 8: Extracted Label Vetting Evaluation Metrics. Bold indicates best result in column, and in the recall columns No Vetting is excluded as it always has perfect recall.

Train Dataset(s)	ST	DII-VIST	SIS-VIST	COCO	VIST	SBUCaps	RedCaps	CC
No Vetting		0.779 / 1.000	0.695 / 1.000	0.948 / 1.000	0.741 / 1.000	0.463 / 1.000	0.596 / 1.000	0.737 / 1.000
SBUCaps		0.895 / 0.717	0.831 / 0.609	0.979 / 0.647	0.878 / 0.690	0.828 / 0.791	0.808 / 0.684	0.844 / 0.831
RedCaps (R)		0.865 / 0.794	0.787 / 0.752	0.975 / 0.824	0.839 / 0.785	0.668 / 0.759	0.855 / 0.929	0.837 / 0.709
CC		0.863 / 0.902	0.759 / 0.917	0.974 / 0.925	0.824 / 0.914	0.585 / 0.846	0.713 / 0.844	0.884 / 0.935
VIST		0.826 / 0.978	0.729 / 0.949	0.958 / 0.926	0.789 / 0.971	0.518 / 0.939	0.658 / 0.883	0.771 / 0.981
COCO		0.779 / 1.000	0.695 / 1.000	0.948 / 1.000	0.741 / 1.000	0.463 / 1.000	0.599 / 1.000	0.739 / 1.000
SBUCaps,CC		0.885 / 0.840	0.788 / 0.837	0.978 / 0.893	0.847 / 0.838	0.923 / 0.950	0.762 / 0.822	0.965 / 0.978
R,CC		0.876 / 0.888	0.801 / 0.784	0.976 / 0.918	0.855 / 0.852	0.691 / 0.720	0.845 / 0.836	0.892 / 0.914
SBUCaps,R		0.876 / 0.779	0.789 / 0.697	0.976 / 0.791	0.849 / 0.758	0.892 / 0.940	0.923 / 0.958	0.846 / 0.785
SBUCaps	✓	0.885 / 0.798	0.817 / 0.719	0.977 / 0.745	0.866 / 0.768	0.790 / 0.814	0.782 / 0.754	0.834 / 0.866
R	✓	0.880 / 0.744	0.809 / 0.697	0.976 / 0.776	0.856 / 0.721	0.686 / 0.724	0.843 / 0.901	0.831 / 0.526
CC	✓	0.868 / 0.913	0.765 / 0.920	0.975 / 0.942	0.835 / 0.920	0.609 / 0.841	0.721 / 0.862	0.922 / 0.955
SBUCaps,CC	✓	0.870 / 0.915	0.776 / 0.881	0.976 / 0.932	0.830 / 0.905	0.754 / 0.821	0.747 / 0.847	0.891 / 0.943
R,CC	✓	0.862 / 0.922	0.779 / 0.842	0.971 / 0.944	0.837 / 0.894	0.649 / 0.797	0.793 / 0.887	0.868 / 0.931
SBUCaps,R	✓	0.877 / 0.807	0.805 / 0.712	0.973 / 0.856	0.844 / 0.828	0.826 / 0.724	0.804 / 0.905	0.839 / 0.771
ALL		0.860 / 0.969	0.779 / 0.903	0.973 / 0.990	0.832 / 0.947	0.713 / 0.829	0.803 / 0.898	0.874 / 0.941

Table 9: Cross Dataset Vetting Precision and Recall Performance on visual presence validations sets from different sources (DII-VIST...CC). All methods improve precision compared to no vetting.

Train Dataset	ST	DII-VIST	SIS-VIST	COCO	VIST	SBUCaps	RedCaps	CC
No Vetting		0.876	0.820	0.973	0.851	0.633	0.747	0.849
SBUCaps		0.796	0.703	0.779	0.773	0.809	0.741	0.837
R		0.828	0.769	0.893	0.811	0.710	0.890	0.768
CC		0.882	0.830	0.949	0.867	0.692	0.773	0.909
VIST		0.895	0.825	0.942	0.871	0.668	0.754	0.863
COCO		0.876	0.820	0.973	0.851	0.633	0.749	0.850
SBUCaps,CC		0.862	0.812	0.933	0.843	0.937	0.791	0.972
R,CC		0.882	0.793	0.946	0.854	0.705	0.841	0.903
SBUCaps,R		0.825	0.741	0.874	0.801	0.915	0.940	0.810
SBUCaps	✓	0.839	0.765	0.846	0.814	0.802	0.767	0.850
R	✓	0.806	0.749	0.865	0.783	0.705	0.871	0.644
CC	✓	0.890	0.836	0.958	0.875	0.707	0.785	0.938
SBUCaps,CC	✓	0.892	0.825	0.954	0.866	0.786	0.793	0.916
R,CC	✓	0.891	0.809	0.957	0.865	0.716	0.837	0.899
SBUCaps,R	✓	0.841	0.756	0.911	0.836	0.772	0.851	0.803
ALL		0.911	0.836	0.981	0.886	0.767	0.848	0.906

Table 10: Cross Dataset Vetting F1 Performance on visual presence validations sets from different sources (DII-VIST...CC). Bold indicates if result is better than no vetting. Train data containing the same source as the validation is highlighted in yellow.

	mAP, IoU			mAP, Area		
	0.5:0.95	0.5	0.75	S	M	L
GT*	4.19	9.17	3.40	1.10	4.34	6.76
No Vetting	3.24	7.70	2.37	1.06	4.00	5.08
Large Loss (Kim et al. 2022)	3.11	7.54	2.15	0.92	3.80	4.88
LocalCLIP-E (Radford et al. 2021)	3.66	7.77	3.08	0.79	3.96	5.96
VEIL _{ST} -R,CC	<u>3.90</u>	<u>8.60</u>	<u>3.14</u>	0.93	<u>4.25</u>	<u>6.28</u>
VEIL-SBUCaps	4.89	10.37	4.20	1.26	5.24	7.53

Table 11: COCO-14 benchmark for WSOD models trained with various vetting methods. (GT*) directly vets labels using the pretrained object detectors which were used to train VEIL. Bold indicates best performance in each column and underline indicates second best result in the column.

Relative Delta	Pascal VOC-07 mAP ₅₀
0.002	28.25
0.01	30.93
0.05	28.11

Table 12: Relative delta hyperparameter ablation