

# Turbulence in Magnetic Reconnection Jets from Injection to Sub-Ion Scales

Louis Richard\*

*Swedish Institute of Space Physics, Uppsala, Sweden and  
Department of Physics and Astronomy, Space and Plasma Physics, Uppsala University, Sweden*

Luca Sorriso-Valvo

*CNR/ISTP – Istituto per la Scienza e la Tecnologia dei Plasmi, Bari, Italy  
Space and Plasma Physics, School of Electrical Engineering and Computer Science,  
KTH Royal Institute of Technology, Stockholm, Sweden and  
Swedish Institute of Space Physics, Uppsala, Sweden*

Emiliya Yordanova, Daniel B. Graham, and Yuri V. Khotyaintsev

*Swedish Institute of Space Physics, Uppsala, Sweden*

(Dated: October 3, 2023)

We investigate turbulence in magnetic reconnection jets in the Earth’s magnetotail using data from the Magnetospheric Multiscale spacecraft. We show that signatures of a limited inertial range are observed in many reconnection jets. The observed turbulence develops on the time scale of a few ion gyroperiods, resulting in intermittent multifractal energy cascade from the characteristic scale of the jet down to the ion scales. We show that at sub-ion scales, the fluctuations are close to mono-fractal and predominantly kinetic Alfvén waves. The observed energy transfer rate across the inertial range is the largest reported for space plasmas so far.

The interplay between the two ubiquitous phenomena, magnetic reconnection and turbulence, is a long-standing problem in collisionless plasmas [1]. Magnetic reconnection is a process that provides energization and acceleration of plasma through explosive topological reconfiguration of the magnetic field [2, 3]. It is responsible for the generation of fast plasma flows (jets) as observed, for example, in solar flares [4], black hole flares [5] and planetary magnetotails [3]. In the reconnection region, turbulence and wave growth due to kinetic processes [6] can in turn affect the dynamics of the magnetic reconnection through anomalous resistivity [7, 8]. On the other hand, turbulence is a universal process that transfers kinetic and magnetic energy from large injection scales to small scales through an energy cascade produced by non-linear interactions among fluctuations [9, 10]. If the turbulence is fully developed, such energy transfer is globally scale invariant over a range of scales, namely the inertial range, where large-scale forcing and small-scale dissipation can be neglected. This produces power-law scaling of statistical quantities, such as the power spectral density and the moments of the scale-dependent fluctuations [10]. However, inhomogeneity of the energy transfer results in intermittency, i.e., formation of spatially concentrated structures such as current sheets and vortices [11] where dissipation occurs [12].

Numerical simulations show that turbulence develops in reconnection jets, resulting in the formation of secondary reconnection sites [13] and intermittent magnetic field fluctuations at kinetic scales [14, 15]. *In-situ* spacecraft observations in reconnection jets suggest development of turbulence [16–19], forming current sheets where energy is dissipated [18, 20]. The interaction of the

particles with secondary magnetic flux ropes and other spatially concentrated structures provides efficient particle heating and acceleration through the Fermi mechanism [21–27]. Therefore, a complete description of the non-linear energy transfer from injection to sub-ion scales is crucial to understand the energization of the content of collisionless plasma jets. However, the transient nature of reconnection jets yields short samples of measurements of the field fluctuations, and thus, it is difficult to achieve statistical convergence [28]. As a result, the complex interplay between magnetic reconnection and turbulence in reconnection jets remains unclear.

In this Letter, we use data from the Magnetospheric Multiscale (MMS) spacecraft [29] in the terrestrial magnetosphere to investigate turbulence in reconnection jets. We study 330 plasma jets in the plasma sheet of Earth’s magnetotail ( $\beta_i \geq 0.5$ , where  $\beta_i = n_i k_B T_i / P_{mag}$ ,  $n_i$  is the ion number density,  $T_i$  the ion temperature and  $P_{mag} = B^2 / 2\mu_0$  is the magnetic pressure) [see Ref. 30, for a detailed description of the data]. The jets are observed relatively close ( $\approx 3.5 R_E$ , with  $R_E \approx 6371$  km the Earth’s radius) to the statistical location of the reconnection X-line in the magnetotail at  $X_{GSM} \approx -25 R_E$  in geocentric solar magnetospheric (GSM) coordinates [30, 31], indicating that they are likely to be reconnection outflows rather than generated by other mechanisms (e.g., kinetic ballooning/interchange [32]). We use magnetic field measurements from MMS’s FGM instrument [33] and electric field measurements from the EDP instrument [34, 35]. The moments of the ion and electron velocity distributions are measured by the FPI instrument [36] with corrections removing low-energy photo-electrons and a background ion population to account for penetrating radia-

tion [37].

Figure 1 presents an example of a fast ( $|\mathbf{V}_i| \geq 300 \text{ km s}^{-1}$  with  $\mathbf{V}_i$  the ion bulk velocity) Earthward jet [Fig. 1c]. We see enhanced fluctuations in the magnetic field  $\mathbf{B}$  and electric field  $\mathbf{E}$  [Fig. 1a-b]. The correlation scale is  $l_c = 53d_i = 3.7 R_E$ , where  $d_i = \sqrt{m_i/n_i e^2 \mu_0}$  is the ion inertial length (see Supplemental Material [38]). Here, we use temporal-to-spatial scale equivalence  $l_\perp = V\tau$ , with  $V = \langle |\mathbf{V}_i| \rangle$ , after verifying the validity of the Taylor hypothesis of frozen-in fluctuations in the flow [39, 40] and the assumption of anisotropic fluctuations (see Supplemental Material [38]). The power spectra of the electromagnetic fluctuations [Fig. 1d] exhibit a Kolmogorov-like power-law scaling,  $|\mathbf{k}_\perp|^{-5/3}$  [41] in a range spanning from the injection scale, estimated as the correlation scale  $l_c$ , down to the ion gyroscale  $\rho_i = \sqrt{\beta_i} d_i \approx 619 \text{ km}$ . At sub-ion scales, the magnetic field spectrum steepens to  $|\mathbf{k}_\perp|^{-2.8}$  while the electric field spectrum rises to  $|\mathbf{k}_\perp|^{-0.8}$ , due to the contribution of the Hall term in the generalized Ohm's law at the ion kinetic scales [42, 43]. The observed Kolmogorov spectrum at large scales ( $l_c \geq l_\perp \geq \rho_i$ ) suggests global scale-invariant energy transfer across these scales.

In fully developed turbulence, the power spectrum (equivalent to the second-order moment of the fluctuations) is not sufficient to describe the fluctuations due to the intermittency [44]. Hence, we compute the structure functions of the magnetic field  $S_m(\tau) = \langle |\Delta \mathbf{B}(\tau)|^m \rangle = \langle |\mathbf{B}(t+\tau) - \mathbf{B}(t)|^m \rangle$  with  $\tau$  the time scale and  $\langle \cdot \rangle$  the ensemble time average, having verified ergodicity and statistical convergence (see Supplemental Material [38]). We observe a power-law scaling  $S_m(\tau) \propto \tau^{\zeta(m)}$  at large scales [Fig. 1e], which confirms the global scale-invariant nature of the fluctuations. In addition, the flatness  $\mathcal{F}(\tau) = S_4(\tau)/S_2^2(\tau)$ , which measures the wings of the distribution of  $\Delta \mathbf{B}(\tau)$ , i.e., the occurrence of large gradients, is monotonically increasing as the scale decreases [Fig. 1f] indicating intermittency [10]. This provides evidence for inhomogeneous energy transfer at large scales.

Knowledge of the energy transfer rate by the turbulence cascade across the scales is crucial to understand the energy budget in the reconnection jets. Here, we estimate the energy cascade rate in the incompressible single-fluid magnetohydrodynamic (MHD) framework using the Politano-Pouquet law [45] of linear scaling of the mixed third-order moments  $Y^\pm(\tau)$ , under the assumption of homogeneity, scale separation, isotropy, and time stationarity,

$$Y^\pm = \langle |\Delta \mathbf{Z}^\pm(t, \tau)|^2 \Delta \mathbf{Z}_l^\mp(t, \tau) \rangle = -\frac{4}{3} \varepsilon^\pm V \tau, \quad (1)$$

where  $\mathbf{Z}^\pm = \mathbf{V}_i \pm \mathbf{B}/\sqrt{\mu_0 n_i m_i}$  are the Elsasser fields,  $\Delta \mathbf{Z}_l^\mp(t, \tau) = \Delta \mathbf{Z}^\mp(t, \tau) \cdot \mathbf{V}_i$ , and  $\varepsilon^\pm$  are the associated energy cascade rates. More complete versions of the third-order law include contributions from anisotropy

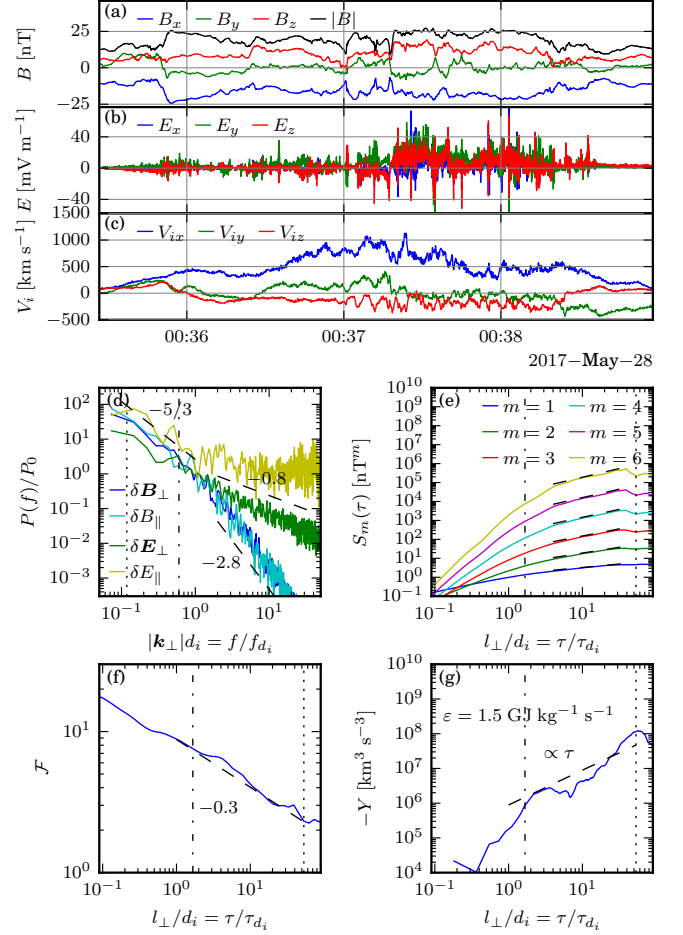


FIG. 1. Example of a reconnection jet with fully developed turbulence. (a) Magnetic field, (b) electric field, and (c) ion bulk velocity in GSM coordinates; (d) power spectral density of the electromagnetic fields normalized to  $P_0 = P(f_{d_i})$ , where  $f_{d_i} = V/2\pi d_i$ ; (e) structure functions and (f) flatness of the magnetic field; (g) mixed third-order moment  $-Y(\tau)$ . The dotted lines in panels (d)-(g) indicate the correlation scale  $l_c$ . The dashed-dotted lines in panels (d) and (e)-(g) indicate  $|\mathbf{k}_\perp|\rho_i = 1$  and  $l_\perp = \rho_i$ , respectively. The dashed lines are reference power laws in panel (d), and fit in panels (e)-(g).

and compressibility effects [46, 47]. The additional contributions due to these effects are evaluated and discussed in the Supplemental Material [38]. Here, we limit ourselves to the Politano-Pouquet law, which, given the potential sources of uncertainties, provides a reasonable zeroth-order estimate. Since Eq. 1 is obtained from first-principle MHD equations, the linear scaling of the energy flux is the only formal definition of fully developed turbulence [48]. In addition, the sign of the total energy flux  $Y = (Y^+ + Y^-)/2$  indicates a direct energy cascade from large to small scales if  $Y < 0$  or inverse energy cascade if  $Y > 0$  [48]. The total energy flux  $Y$  [Fig. 1g] shows a reasonable linear scaling in  $\tau$  over a decade. This suggests that, similar

to previous *in-situ* observations and numerical simulations [48], the Politano-Pouquet law is reasonably verified even though the scale separation is only an order of magnitude. The linear scaling indicates a direct energy cascade at large scales, at an approximately constant rate  $\varepsilon = (\varepsilon^+ + \varepsilon^-)/2 = 1.5_{-0.4}^{+1.9} \times 10^9 \text{ J kg}^{-1} \text{ s}^{-1}$ , which, even considered as an order of magnitude estimate, is the largest energy transfer rate ever measured *in-situ* [49–52].

Our analysis of the statistical properties of turbulence in this example reconnection jet indicates that the energy is inhomogeneously transferred across a limited inertial range. To our knowledge, this is the first observation of the Politano-Pouquet law in magnetized ( $\beta_i \approx 2.6$ ) reconnection jets.

To provide a complete systematic description of turbulence in magnetotail reconnection jets, we form an ensemble of 24 cases that show signatures of fully developed turbulence in the statistical sense introduced in the example. In the other 306 out of 330 cases, it is unclear if turbulence is developing, absent, suppressed, or statistical convergence is not achieved. We analyze the properties of the ensemble average of the 24 reconnection jets [Fig. 2] after normalizing the spatial scales to the ion inertial length  $d_i$  to account for the variability of the plasma conditions. This procedure results in a robust reference sample of turbulence in reconnection jets [Fig. 2]. The ensemble-averaged magnetic field  $\delta \mathbf{B}$ , electric field  $\delta \mathbf{E}$ , and electron number density  $\delta n_e$  power spectra [Fig. 2a] show a clear power-law scaling from the injection scale  $l_c$  to the ion scales with a spectral exponent  $-1.72 \pm 0.03$  close to the Kolmogorov value. The injection scale is  $l_c \sim 10\rho_{i0}$  [Fig. 3a] where  $\rho_{i0}$  is the ion gyroradius in the background field  $B_0 = B_{ext}/2$  [53] with  $B_{ext} = \sqrt{1 + \beta_i} |\mathbf{B}|$  obtained from the pressure balance assumption [54]. This gives  $l_c \approx 3 R_E$ , comparable to the typical dimension of the reconnection jet across the flow [55]. This suggests that turbulence in the jet is generated by its relative motion with respect to the ambient plasma.

We now examine the energy balance in the 24 intervals. Assuming that the energy injection rate in the system corresponds to the decay rate of the energy-containing eddies [57], the former can be estimated using the von Kármán-Howarth energy decay law [45, 58]  $\varepsilon_{vK}^\pm = -d|\mathbf{Z}^\pm|^2/dt = \alpha^\pm |\mathbf{Z}^\pm|^2 |\mathbf{Z}^\mp|/l_c^\pm$ , with  $l_c^\pm$  the correlation length of  $\mathbf{Z}^\pm$  and  $\alpha^\pm = 4C_\varepsilon^\pm/9\sqrt{3} \approx 0.03$  [59]. On the other hand, using the ensemble signed average of  $\varepsilon$  from Eq. 1, we estimate the average incompressible isotropic energy cascade rate  $\langle \varepsilon \rangle \approx 2.1_{-0.5}^{+0.9} \times 10^8 \text{ J kg}^{-1} \text{ s}^{-1}$ , positive and nearly constant at large scales,  $l_c \geq l_\perp \geq \rho_i$  [Fig. 2f]. The obtained value is consistent with the ensemble average total von Kármán-Howarth energy decay rate  $\langle \varepsilon_{vK} \rangle = (\langle \varepsilon_{vK}^+ \rangle + \langle \varepsilon_{vK}^- \rangle)/2 = 1.1_{-0.3}^{+1.9} \times 10^8 \text{ J kg}^{-1} \text{ s}^{-1}$ . This indicates that the energy injected by magnetic reconnection in the form of plasma

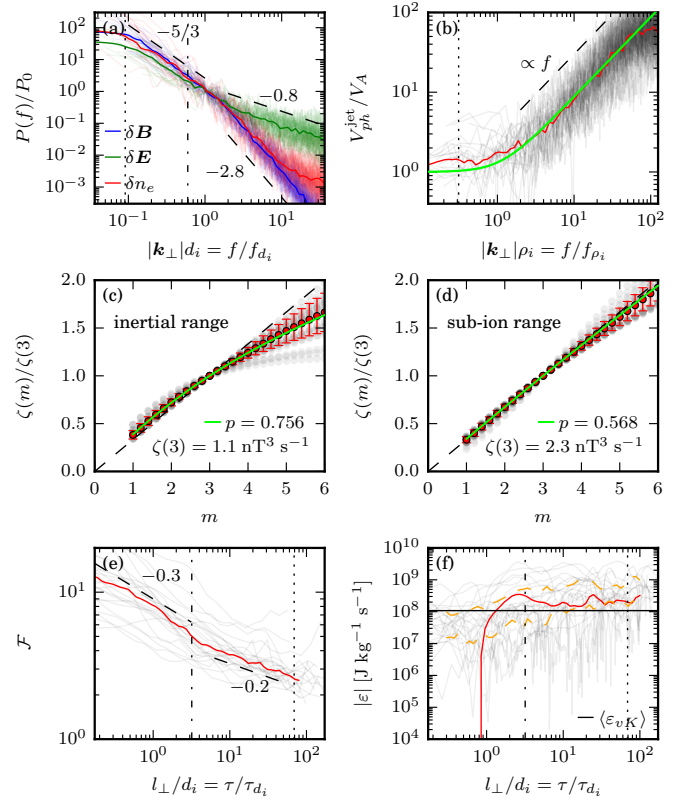


FIG. 2. Superposed analysis of the 24 reconnection jets. (a) Magnetic field, electric field, and electron number density power spectra; (b) normalized phase speed in the plasma frame; (c) and (d) scaling exponents of the structure functions in the inertial and sub-ion ranges, respectively; (e) flatness; (f) energy cascade rate. The thin transparent lines in panels (a)-(f) show the individual rescaled cases, and the solid lines show the ensemble averages. The green lines in panels (c) and (d) are fitted  $p$  model. The green line in panel (b) is the prediction for KAWs from Ref. [56]. The dashed orange lines in panel (f) indicate the standard deviation over the 24 cases. The dotted lines in panels (a), (b), (e), and (f) indicate the correlation scale  $l_c$ . The dashed-dotted lines in panels (a) and (b), (e), (f) indicate  $|\mathbf{k}_\perp|\rho_i = 1$  and  $l_\perp = \rho_i$ , respectively.

jets is balanced by the turbulent energy transfer from the injection scale  $l_c$  to the ion scales. As a result, as seen in the power spectra [Fig. 2a], there is no energy accumulation across these scales.

To evaluate the contribution of the energy transfer by turbulence to the magnetic reconnection process, we compare the energy cascade rate  $\langle \varepsilon \rangle$  with the rate of decrease of magnetic energy in the reconnection inflow  $\dot{\mathcal{E}}_b = (B_r^2/2\mu_0)/\Delta t$ , where  $B_r$  is the reconnecting magnetic field and  $\Delta t$  is the duration. We note that in the approximation of Sweet-Parker reconnection, only half of the energy inflow  $\dot{\mathcal{E}}_b$  is available as kinetic energy in the outflow while the other half is dissipated to heating [60]. Assuming that  $\Delta t \sim 100 \text{ s}$  is the typical duration of the transient reconnection [61] and  $B_r = B_0 \sim 10 \text{ nT}$ ,

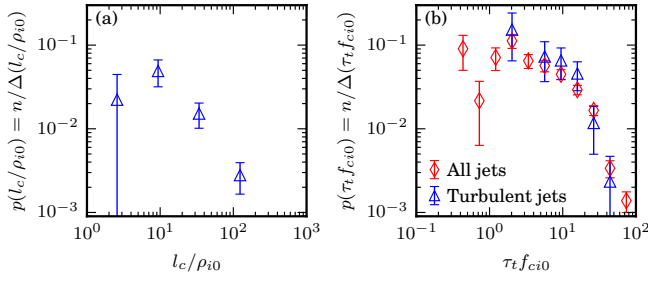


FIG. 3. Histograms of (a) the correlation scales and (b) the travel time of the jets. Blue triangles correspond to the 24 reconnection jets studied here and the red diamonds to the entire dataset.

we obtain  $\langle \varepsilon \rangle / \dot{\mathcal{E}}_b \sim 10\%$ , suggesting that the turbulence transfers a substantial fraction of the magnetic reconnection energy input.

To understand how the energy is spatially distributed across the cascade, we analyze the high-order moments of the magnetic field fluctuations. The flatness [Fig. 2e] monotonically increases as the scale decreases from  $l_c$  to  $\rho_i$ , indicating intermittent spatially inhomogeneous energy cascade at large scales. Using the structure functions  $S_m(\tau)$  up to order  $m = 6$ , we find that the scaling exponents  $\zeta(m)/\zeta(3)$  [Fig. 2c] show a non-linear monotonic increase, providing evidence of a multifractal energy cascade [10]. Here, we normalize the scaling exponents to  $\zeta(3) = 1.1 \pm 0.3$  to account for deviations from Kolmogorov's prediction  $\zeta(3) = 1$  [62]. To quantitatively estimate the spatial inhomogeneity of the energy cascade, we fit the observed  $\zeta(m)$ , with  $1 \leq m \leq 4$ , to the multifractal  $p$ -model  $\zeta(m)/\zeta(3) = 1 - \log_2 [p^{mh} + (1-p)^{mh}]$  [63], where  $p \in [0.5, 1]$  is the intermittency parameter ( $p = 0.5$  for mono-fractal non-intermittent fluctuations and  $p = 1$  for maximum intermittency) and  $h = (\alpha - 1)/2$  is the Hölder exponent with  $\alpha = \zeta(2)/\zeta(3) + 1$  the spectral exponent [Fig. 2a]. We find that the normalized scaling exponents  $\zeta(m)/\zeta(3)$  [Fig. 2c] are well described by the  $p$ -model with  $p = 0.756$ . This confirms that in the reconnection jets, the energy cascades at large scales in a multifractal, strongly inhomogeneous manner.

The statistical results described above provide evidence that an energy cascade is ongoing in this ensemble of reconnection jets at large scales. However, micro-instabilities can also be important in the energy budget [64]. Hence, one may ask how fast the turbulence develops compared to the micro-instabilities. We estimate the travel time  $\tau_t$  of the jet, i.e., the time it takes for a plasma parcel to travel from the X-line to the spacecraft, which is the maximum time for turbulence to develop. Assuming an Alfvénic outflow, we get  $\tau_t = \delta x_t / V_{A0}$ , where  $V_{A0} = B_0 / \sqrt{\mu_0 n_i m_i}$  is the Alfvén speed in the background field and  $\delta x_t$  is the jet travel distance between the location of the spacecraft and the

statistical location of the reconnection X-line [30, 31]. We normalize the travel time to  $f_{ci0} = eB_0 / 2\pi m_i$  as  $\tau_t f_{ci0} = (2\pi)^{-1} \delta x_t / d_i$ . From Fig. 3b, we see that the distribution of 24 reconnection jets where we find statistical signatures of fully developed turbulence mirrors that of the entire dataset of 330 cases. However, none of the 31 jets observed within  $\tau_t f_{ci0} \leq 1$  showed signatures of fully developed turbulence. We find that the median travel time of the turbulent jets is  $\tau_t f_{ci0} \approx 7.2_{-3.2}^{+7.8}$ , so that  $\delta x_t / d_i \approx 45_{-20}^{+49}$ . Development of turbulent fluctuations at similar distances ( $> 30d_i$ ) from the reconnection X-line has been observed in simulations [65]. Our result suggests that the turbulence can reach a well-developed state already after a few ion gyroperiods, which is much faster than the growth rate ( $\gamma = 10^{-2} - 10^{-1} \omega_{ci0}$ ) of the micro-instabilities [66, 67]. Thus, in the reconnection jets, the large-scale energy transfer is dominated by non-linear interactions rather than micro-instabilities.

At scales  $l_\perp \ll \rho_i$ , kinetic processes can grow into various wave modes such as kinetic Alfvén waves (KAWs) or whistler waves. Theoretical analysis of the electron-reduced MHD [68] and Hall MHD [69] suggested that non-linear interactions among these waves can result in a turbulent energy cascade at sub-ion scales. Kinetic-scale waves in the magnetotail plasma jets have been suggested to be KAWs [70]. To investigate the sub-ion scales energy transfer, we estimate the phase speed of the electromagnetic fluctuations in the plasma frame  $V_{ph}^{\text{jet}} = |\delta \mathbf{E}_\perp| / |\delta \mathbf{B}_\perp| - V$  and compare with the prediction for KAWs [56] with  $|\mathbf{k}_\perp| = |\mathbf{k}|$  having verified that  $|\mathbf{k}_\perp| \gg k_\parallel$  (see Supplemental Material [38]). The phase speed of the electromagnetic fluctuations shows a clear dispersive behavior,  $V_{ph}^{\text{jet}} / V_A \propto |\mathbf{k}_\perp|$ , in excellent agreement with the prediction for KAWs (see also Supplemental Material [38]).

At sub-ion scales, we also observe that the scaling exponents  $\zeta(m)/\zeta(3)$ , with  $\zeta(3) = 2.3 \pm 0.2$ , show a weakly non-linear monotonic increase with  $m$  [Fig. 2d]. In addition, the flatness monotonically increases as the scale decreases [Fig. 2e], indicating intermittent energy transfer at sub-ion scales. This contrasts with previous observations in other environments [71–74] and might be due to the growth of kinetic scale instabilities such as the tearing mode [14, 23] or the electron Kelvin-Helmholtz instability [75]. Using the multi-fractal  $p$ -model of energy cascade with  $\alpha = 2.85 \pm 0.03$  yields an intermittency parameter  $p = 0.568$  that is close to mono-fractal ( $p = 0.5$ ). This indicates that, in contrast with the large scales, the sub-ion scale fluctuations are predominantly waves rather than structures.

We have presented a complete systematic statistical description of turbulence in a sample of 24 reconnection jets observed by MMS. We find that the energy is injected at the characteristic scale of the jet and that turbulence dominates the energy transfer across a limited inertial range. The average energy transfer rate esti-

mated in the incompressible isotropic MHD framework is  $\langle \varepsilon \rangle = 2.1_{-0.5}^{+0.9} \times 10^8 \text{ J kg}^{-1} \text{ s}^{-1}$ , which makes reconnection jets the strongest driver of turbulence observed so far in space plasmas [48]. We showed that at sub-ion scales, in contrast with the large scales, the fluctuations are weakly intermittent, indicating that they are mainly waves rather than structures. These waves are predominantly KAWs that may originate from non-linear interactions among the large-scale fluctuations or kinetic instabilities, and can dissipate the energy into plasma heating through, e.g., stochastic heating and Landau damping [76, 77]. As a result of the plasma heating, the gyroradii of the particles increase so that they can interact with the large-scale fluctuations at progressively larger scales [25]. Eventually, the supra-thermal particles are accelerated by the large-scale electric field of the jet [78]. Thus, the jet-generated turbulence is a staircase for seed particles to climb in energy. This scenario could explain the observation of supra-thermal ion gamma-ray flares at nebula [79] and active galactic nuclei [80]. Our results also provide new insights into the interplay between turbulence and magnetic reconnection. We show that reconnection outflows drive a strong turbulent cascade, which is an essential part of the fast turbulent MHD reconnection model [1] and can be relevant to the generation of solar wind turbulence [81] by reconnection in the solar corona [82, 83].

MMS data are available at the MMS Science Data Center; see Ref. [84]. Data analysis was performed using the `pyrfu` analysis package [85].

We thank the MMS team and instrument PIs for data access and support. This work was supported by the Swedish National Space Agency (SNSA) Grants 139/18 and 145/18, and by the Swedish Research Council (VR) Research Grant 2022-03352.

# Supplemental Material for “Turbulence in Magnetic Reconnection Jets from Injection to Sub-Ion Scales”

## INTRODUCTION

We present a detailed analysis of the validity of the various assumptions used throughout the Letter. In particular, we focus here on the validity of the Taylor hypothesis, the assumption of anisotropic electromagnetic fluctuations, the ergodicity theorem, and the statistical convergence. This analysis, presented here for the example case in the Letter, was performed on all of the 24 cases selected (see text in Letter). We also present an estimation of the contribution of the additional terms (anisotropy and compressibility) to the third-order law. Finally, we provide additional evidence that the sub-ion scale fluctuations are predominantly kinetic Alfvén waves (KAWs).

## TAYLOR HYPOTHESIS AND WAVEVECTOR ANISOTROPY

### Taylor hypothesis

The transformation from temporal to spatial scales using the Taylor hypothesis is crucial to compare our observations with models of turbulence. In space plasmas, the Taylor hypothesis is satisfied if the plasma convection is much faster than the propagation of the electromagnetic field fluctuations which are effectively frozen in to the flow so that  $\omega \ll |\mathbf{k} \cdot \mathbf{V}_i|$  [39, 40], i.e.,  $V/V_A \cos(\theta_{kV}) \gg \omega/|\mathbf{k}|V_A$  where  $V = \langle |\mathbf{V}_i| \rangle$  is the flow velocity with  $\mathbf{V}_i$  the ion bulk velocity,  $V_A = |\mathbf{B}|/\sqrt{\mu_0 m_i n_i}$  is the Alfvén speed with  $\mathbf{B}$  the magnetic field and  $n_i$  the ion number density, and  $\theta_{kV} = \cos^{-1}(\mathbf{k} \cdot \mathbf{V}_i/|\mathbf{k}||\mathbf{V}_i|)$  is the angle between the wavevector and the bulk velocity. In particular, for long wavelength Alfvén waves with  $k_{\parallel} \ll |\mathbf{k}_{\perp}|$  (see next section) a conservative condition to satisfy the Taylor hypothesis is  $V/V_A \cos(\theta_{kV}) \gg 1$ . The Taylor hypothesis is largely known to hold in the solar wind and the Earth’s magnetosheath because  $V \gg V_A$ . On the other hand, in the reconnection outflow,  $V \leq V_A$  [86, 87]. However, observations reported that even for sub-Alfvénic flows, the Taylor hypothesis appears to hold [16, 52, 88]. Here, in order to verify that the Taylor hypothesis is valid, we apply the multi-spacecraft interferometry [89, 90] to the magnetic field ( $f < 64$  Hz) with a spacecraft separation  $|\Delta \mathbf{r}| = 66$  km  $= 0.15d_i$ .

We plot, for the example shown in Fig. 1 in the Letter, the normalized magnetic field wave power as a function of the spacecraft frame frequency  $f_{sc}/f_{d_i}$ , with  $f_{d_i} = V/2\pi d_i$ , and the wavenumber  $|\mathbf{k}|d_i$  in Figure S1a. In the limit of  $\omega = 0$  and  $\theta_{kV} = 0$ , the spacecraft frame fre-

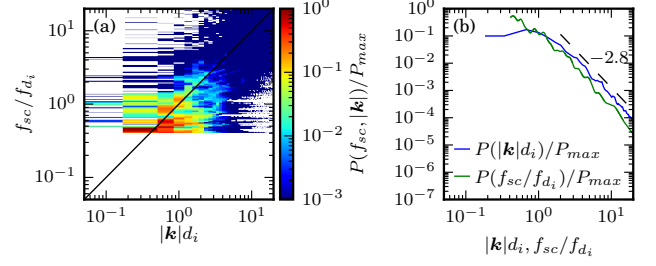


FIG. S1. Joint frequency-wavenumber spectrum in the spacecraft frame. The wavenumber is normalized to the ion inertial length  $d_i = \sqrt{m_i/n_i e^2 \mu_0}$  and the frequency is normalized to the Taylor transformed ion inertial length  $f_{d_i} = V/2\pi d_i$ .

quency is  $\omega_{sc} = |\mathbf{k}|V$  so that all the power should reside along the Doppler shift line  $|\mathbf{k}| = 2\pi f_{sc}/V$ , i.e.,  $|\mathbf{k}|d_i = f_{sc}/f_{d_i}$ . We observe that across all scales, there is indeed a large magnetic field power near the  $|\mathbf{k}|d_i = f_{sc}/f_{d_i}$  solid line with some spread due to small but non-zero wave frequency  $\omega \neq 0$  and non-zero angle between the wavevector and the bulk velocity  $\theta_{kV} \neq 0$ . In addition, we show the integrated spectra  $P(|\mathbf{k}|) = \int P(|\mathbf{k}|, f_{sc}) df_{sc}$  and  $P(f_{sc}) = \int P(|\mathbf{k}|, f_{sc}) d|\mathbf{k}|$  in Fig. S1b. We find that the spectra computed in the wavenumber and spacecraft frame are in reasonably good agreement across the measured scales with  $(f_{sc}/f_{d_i})/|\mathbf{k}|d_i \approx 0.76$  minimizing the  $\chi^2$  difference. We expect a better agreement at large ( $|\mathbf{k}|d_i \leq 1$ ) scales where the ions are frozen-in. We conclude that the Taylor hypothesis is sufficiently well verified from large to sub-ion scales.

Furthermore, since we identified in the Letter that the sub-ion scale fluctuations are predominantly KAWs, we expect the Taylor hypothesis to be valid at these scales. Indeed, using the dispersion relation for KAWs, the condition for the validity of the Taylor hypothesis becomes  $V/V_A \cos(\theta_{kV}) \gg k_{\parallel}d_i$ , where  $V_{ph}$  is the phase speed of the waves [40]. Since this condition is always satisfied [40], it indicates that, in our case, the Taylor hypothesis is also valid at sub-ion scales.

### Wavevector anisotropy

In order to compare observations with predictions from the inertial range energy cascade [68] and sub-ion scale KAWs [56], we used the assumption of  $|\mathbf{k}| = |\mathbf{k}_{\perp}| \gg k_{\parallel}$ . Turbulence is known to be strongly anisotropic in the solar wind [91] and in the magnetosheath [92]. The  $k$ -filtering technique [93] applied to Cluster data in a reconnection outflow showed that in the ion diffusion region  $k_{\parallel} \gg |\mathbf{k}_{\perp}|$  [94], while further from the reconnection

region  $k_{\parallel} \ll |\mathbf{k}_{\perp}|$  [17]. In order to verify that the assumption is valid, we apply the multi-spacecraft interferometry [89, 90] to the magnetic field  $\mathbf{B}$  ( $f < 64$  Hz) with a spacecraft separation  $|\Delta \mathbf{r}| = 66 \text{ km} = 0.15 d_i$ .

Fig. S2 presents the magnetic field wave power in the  $(|\mathbf{k}_{\perp}| d_i, k_{\parallel} d_i)$  binned space. We see that for the example presented in Fig. 1 in the Letter, the wave-power peaks for  $k_{\parallel} \ll |\mathbf{k}_{\perp}|$  indicating that the assumption of anisotropic electromagnetic fluctuations is valid.

## CORRELATION SCALE AND ERGODICITY

In order to estimate the correlation scale, under the Taylor frozen-in hypothesis, we use  $l_c = V \tau_c$ , where  $l_c$  is the correlation scale, and  $\tau_c = (\tau_c^+ + \tau_c^-)/2$  the correlation time with  $\tau_c^{\pm}$ , is the  $e$ -folding time [95] of the trace of the autocorrelation function of the Elsasser variables  $R^{\pm}(\tau) = \langle \mathbf{Z}^{\pm}(t) \cdot \mathbf{Z}^{\pm}(t + \tau) \rangle_T$ , with  $\langle \cdot \rangle_T$  denoting the ensemble time average and  $\mathbf{Z}^{\pm} = \mathbf{V}_i \pm \mathbf{B}/\sqrt{\mu_0 m_i n_i}$ .

Fig. S3 presents the autocorrelation function of the Elsasser variables  $\mathbf{Z}^{\pm}$  for the example [Fig. 1 in the Letter]. We observe that the autocorrelation function is well-fitted by a decaying exponential. In particular,  $\tau_c = 44 \text{ s}$ , where  $\tau_c^+ = 22 \text{ s}$  and  $\tau_c^- = 66 \text{ s}$ , so that the reconnection jet interval 2017-05-28T00:35:26.553 - 2017-05-28T00:38:58.054 UT contains  $4.8 \tau_c$ , hence the ergodicity theorem is satisfied.

## STATISTICAL CONVERGENCE

In order to provide a reliable statistical description of the turbulence, we must first ensure convergence of the moments of the probability distribution function (PDF) of the magnetic field and velocity increments  $\Delta \mathbf{Z}^{\pm}(\tau) = \mathbf{Z}^{\pm}(t + \tau) - \mathbf{Z}^{\pm}(t)$ . We verified the convergence of the moments of the PDF against several tests [28, 96]. Here, we present the more restrictive test we used.

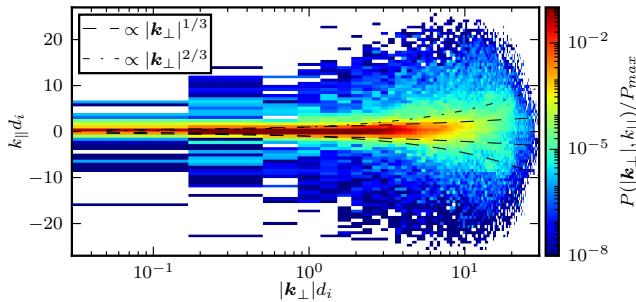


FIG. S2. Magnetic field wave power in the  $(|\mathbf{k}_{\perp}| d_i, k_{\parallel} d_i)$  space. The dashed and dashed-dotted lines indicate  $k_{\parallel} = |\mathbf{k}_{\perp}|^{1/3}$  and  $k_{\parallel} = |\mathbf{k}_{\perp}|^{2/3}$ , respectively.

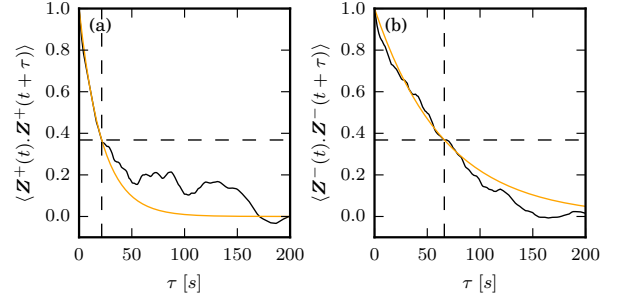


FIG. S3. Autocorrelation function of (a)  $\mathbf{Z}^+$  and (b)  $\mathbf{Z}^-$ . The dashed lines indicate the  $e$ -folding time and the orange line the corresponding decaying exponential.

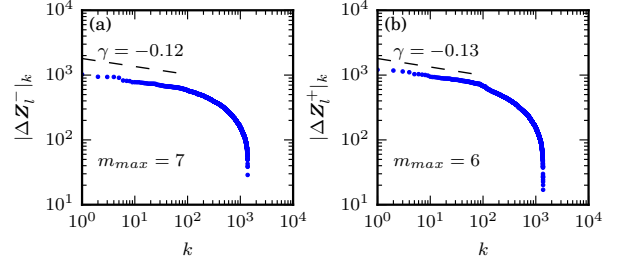


FIG. S4. Statistical convergence test following [28]. Ranked increments (a)  $\Delta \mathbf{Z}_l^-$  and (b)  $\Delta \mathbf{Z}_l^+$ .

One can show that for a finite sample size, the  $m$ th order moment of the increments diverges if  $m\gamma > 1$  with  $\gamma$  the scaling index of the ranked distribution of  $\Delta \mathbf{Z}^{\pm}$  [28]. Hence, moments of the PDF of the increments of the Elsasser variables are only meaningful up to the order [28]

$$m_{max} = \left\lfloor \frac{1}{\gamma} \right\rfloor - 1. \quad (\text{S1})$$

We compute  $\Delta \mathbf{Z}^{\pm}(\tau)$  for  $\tau = V/d_i$ . We see that the ranked distribution of  $\Delta \mathbf{Z}^{\pm}(\tau)$  behaves as a power law up to  $10^2$  [Fig. S4]. In particular, a fit with Levenberg-Marquart least square fitting method yields  $\gamma = 0.125 \pm 0.002$  for  $\Delta \mathbf{Z}^-$  and  $\gamma = 0.132 \pm 0.002$  for  $\Delta \mathbf{Z}^+$ . Hence,  $m_{max} = 6$ , which is the maximum order of moments that can be meaningfully assessed (e.g., to estimate  $p$  from the multi-fractal  $p$ -model [63]).

## ASSUMPTIONS OF THE POLITANO AND POUQUET LAW

### Isotropy

As we discussed above, the turbulence in the reconnection jets is strongly anisotropic, which suggests that an additional contribution ignored in the isotropic formulation of the third-order law used in the Letter can

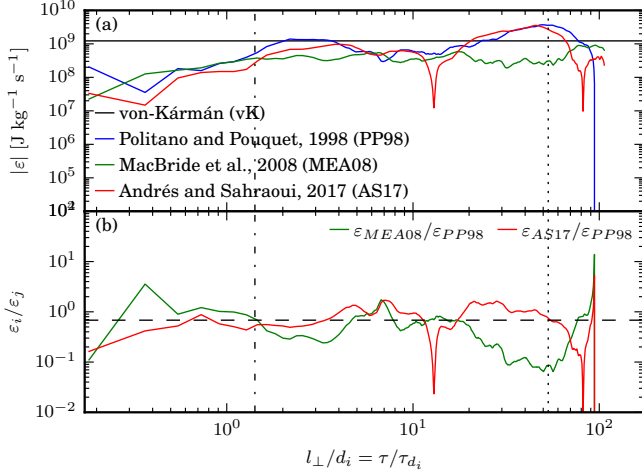


FIG. S5. Comparison between the different formulations of the third-order law for the example reconnection jet. (a) Energy cascade rate estimated using: von Kármán-Howarth energy decay rate (black), isotropic incompressible MHD [45] (blue), anisotropic incompressible MHD [46] (green), and isotropic compressible MHD [47] (red), (b) Ratio of the energy cascade rate from the different formulations. The dotted and dashed-dotted lines indicate the correlation scale and the ion gyroradius, respectively.

affect the non-linear energy transfer [46, 97]. To estimate whether these additional contributions are significant compared with the isotropic energy transfer, we employ the hybrid approach formulated in Ref. [46]. This approach consists of a projection of the third-order law onto a 2D slice perpendicular to the mean magnetic field and 1D component parallel to the mean magnetic field. To do so we use the mean-field coordinates defined as  $\hat{e}_x = (\hat{e}_V \times \hat{e}_B)/|\hat{e}_V \times \hat{e}_B|$ ,  $\hat{e}_y = \hat{e}_z \times \hat{e}_x$ , and  $\hat{e}_z = \hat{e}_B$ , where  $\hat{e}_V = \mathbf{V}_i/|\mathbf{V}_i|$  and  $\hat{e}_B = \mathbf{B}/|\mathbf{B}|$  [98]. In this formulation, the total energy transfer reads  $\varepsilon^{\pm} = \varepsilon_{2D}^{\pm}/2 + \varepsilon_{1D}^{\pm}/4$ , where  $\varepsilon_{2D}$  and  $\varepsilon_{1D}$  are defined as

$$\begin{aligned} Y_{2D}^{\pm}(t, \tau) &= \left\langle |\Delta \mathbf{Z}^{\pm}(t, \tau)|^2 \Delta Z_y^{\mp}(t, \tau) \right\rangle \\ &= 2\varepsilon_{2D}^{\pm} V \tau \sin(\theta_{BV}), \end{aligned} \quad (\text{S2})$$

and

$$\begin{aligned} Y_{1D}^{\pm}(t, \tau) &= \left\langle |\Delta \mathbf{Z}^{\pm}(t, \tau)|^2 \Delta Z_z^{\mp}(t, \tau) \right\rangle \\ &= 4\varepsilon_{1D}^{\pm} V \tau \cos(\theta_{BV}), \end{aligned} \quad (\text{S3})$$

with  $\Delta Z_y = \Delta \mathbf{Z} \cdot \hat{e}_y$  and  $\Delta Z_z = \Delta \mathbf{Z} \cdot \hat{e}_z$  and  $\theta_{BV} = \cos^{-1}(\hat{e}_B \cdot \hat{e}_V)$  is the angle between the velocity and the mean magnetic field. We plot  $\varepsilon$  estimated using the isotropic and the anisotropic formulations for the example event presented in Fig. 1 in the Letter and for the 24 reconnection jets in Figs. S5 and S6, respectively.

For the example, we observe that the scaling is indeed very good, in the sense that  $\varepsilon$  is nearly constant

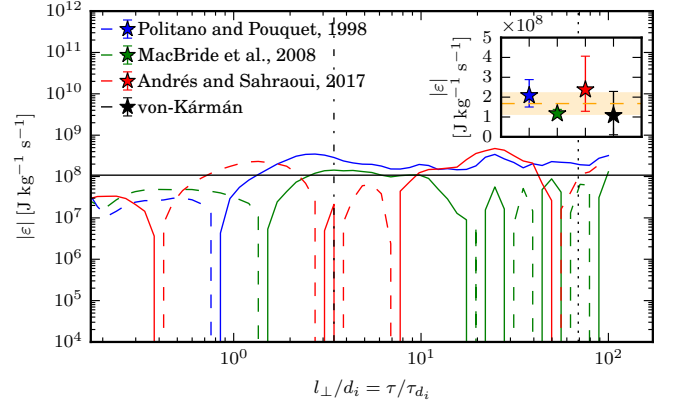


FIG. S6. Comparison between the different formulations of the third-order law: von Kármán-Howarth energy decay rate (black), isotropic incompressible MHD [45] (blue), anisotropic incompressible MHD [46] (green), and isotropic compressible MHD [47] (red) for the ensemble of 24 reconnection jets. The solid lines correspond to  $\varepsilon > 0$  and the dashed lines to  $\varepsilon < 0$ . The dotted and dashed-dotted lines indicate the correlation scale and the ion gyroradius, respectively.

across the large scales ( $l_c \geq l_{\perp} \geq \rho_i$ ) in both the isotropic and the anisotropic formulations, and the energy transfer rate estimated in the two cases is very similar, with  $\varepsilon_{MEA08}/\varepsilon_{PP98} = 0.87$  [Fig. S5]. For the ensemble of 24 events, the scaling is also very good over one order of magnitude, and, similar to the example, the estimated energy transfer rate is in reasonable agreement (within  $1.3\sigma$ ) [Fig. S6 inset] with that obtained using the isotropic formulation of the third-order law. Given the numerous potential sources of error that can affect the estimate of the energy transfer rate (e.g., uncertainty in plasma measurements, the method itself [99], the incompleteness of the formulation, the statistical variability of the conditions, etc.), this suggests that the incompressible isotropic formulation provides, to the zeroth order, a reasonable estimate of the energy transfer rate.

### Incompressibility

In the Letter, we assume that the turbulence is incompressible to compute  $\varepsilon$ . However, we demonstrate that at sub-ion scales, the fluctuations are predominantly KAWs, which are compressible [68, 100]. Since it was shown that the contribution of the compressible effects to the energy cascade rate could be comparable to the incompressible energy cascade rate [101], we estimate the contribution of the compressible effects to the energy cascade rate in our sample of reconnection jets using the isotropic compressible MHD theory [47]. Neglecting the contribution of the energy source terms with respect to the flux terms [101], the isotropic compressible third-order law is given by

$$-\frac{4}{3}\varepsilon^\pm V\tau\rho_0 = \langle [\Delta(\rho\mathbf{Z}^\pm) \cdot \Delta\mathbf{Z}^\pm] \Delta Z_l^\mp \rangle + \langle \Delta\rho\Delta e\Delta V_l \rangle, \quad (\text{S4})$$

where  $\rho = \rho_0 + \delta\rho$  is the local plasma density with  $\rho_0 = \langle \rho \rangle$  and  $e = C_s^2 \log(\rho/\rho_0)$  is the internal energy with  $C_s^2 = \beta V_A^2/2$  the isothermal ion sound speed. We plot  $\varepsilon$  estimated using the isotropic incompressible and the isotropic compressible formulations for the example event presented in Fig. 1 in the Letter and the 24 reconnection jets in Figs. S5 and S6, respectively.

For the example, we find that the energy transfer rate obtained considering the compressibility effects is almost equal to that obtained in the incompressible MHD framework. This suggests that the compressibility effects do not significantly contribute to the energy transfer compared with the incompressible part. On the other hand, for the ensemble of 24 reconnection jets, we observe that the scaling is not very good, which can be attributed to either the absence of statistical convergence when including the density or missing additional compressible terms not included in this formulation [102]. Nevertheless, we find that the estimated compressible energy cascade rate is in very good agreement with the incompressible energy cascade rate [Fig. S6 inset], which suggests that the incompressible isotropic formulation reasonably estimates the energy transfer rate to the zeroth order.

### IDENTIFICATION OF THE NATURE OF SUB-ION SCALE FLUCTUATIONS

In the Letter, we show that the plasma frame phase speed of the sub-ion scale fluctuations is consistent with the prediction for KAWs. To provide additional evidence on the nature of the sub-ion scale fluctuations, we investigate the magnetic and plasma compressibility [103–105]. At sub-ion scales, the two relevant electromagnetic modes are the kinetic Alfvén and the whistler modes [68, 100]. The major difference between these two modes is that for the observed plasma conditions, the whistler mode is nearly incompressible while the kinetic Alfvén mode is compressible [68, 100, 103].

For the whistler mode to not be significantly damped compared with the kinetic Alfvén mode, the ion contribution (dissipation)  $\gamma_i = -2\sqrt{\pi}\beta_i^{-3/2}k_\parallel d_i \exp(-k_\parallel^2 d_i^2/\beta_i)$  to the growth rate must remain small [100]. Using an  $e$ -folding threshold for the observed  $\beta_i \approx 2.6$ ,  $k_\parallel d_i$  must satisfy  $k_\parallel d_i \gtrsim 1.987$ . As a result, the electron compressibility is such that  $C_e = (\delta n_e/n_{e0})^2 / (|\delta \mathbf{B}|/|\mathbf{B}_0|^2) \lesssim 0.03$ . On the other hand, for KAWs  $C_e = 2/\beta(\beta+1)$  and  $C_\parallel = \delta B_\parallel^2/|\delta \mathbf{B}|^2 = \beta/2(1+\beta)$  [100], with  $\beta = \beta_i + \beta_e$ . Here we obtain  $C_e = 0.36_{-0.13}^{+0.12}$ , which is an order of magnitude larger than for whistler waves providing a clear

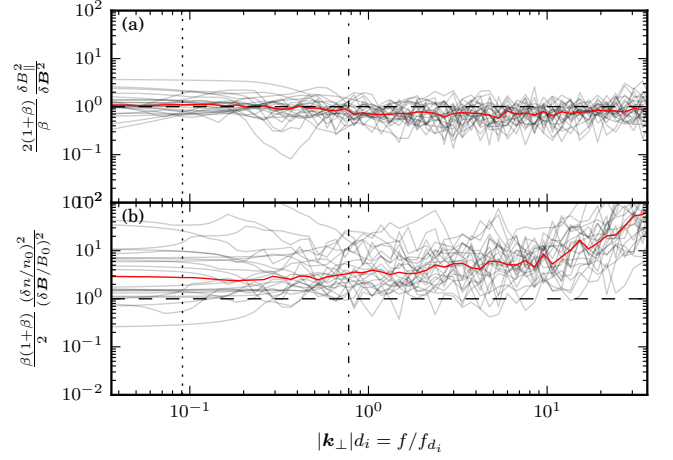


FIG. S7. Normalized magnetic (a) and electron (b) compressibility for the 24 reconnection jets. The red line indicated the median and the black dashed the theoretical prediction for KAWs [100]. The dotted and dashed-dotted lines indicate the correlation scale and the ion gyroradius, respectively.

distinction between the two modes.

We plot the normalized magnetic compressibility  $\tilde{C}_\parallel = [2(1+\beta)/\beta] C_\parallel$  [Fig. S7a] and the normalized electron compressibility  $\tilde{C}_e = [\beta(1+\beta)/2] C_e$  [Fig. S7b]. We find that  $\tilde{C}_\parallel \sim 1$  and  $\tilde{C}_e \sim 1$  agree with theoretical predictions for KAWs. This provides additional evidence that at sub-ion scales the fluctuations are predominantly KAWs.

\* louis.richard@irfu.se

- [1] A. Lazarian, G. Eyink, E. Vishniac, and G. Kowal, Philosophical Transactions of the Royal Society A: Mathematical, Physical and Engineering Sciences **373**, 20140144 (2015).
- [2] D. Biskamp, *Magnetic reconnection in plasmas*, Cambridge Monographs on Plasma Physics (Cambridge University Press, Cambridge, 2000).
- [3] M. Yamada, R. Kulsrud, and H. Ji, Reviews of Modern Physics **82**, 603 (2010).
- [4] S. Masuda, T. Kosugi, H. Hara, S. Tsuneta, and Y. Ogawara, Nature **371**, 495 (1994).
- [5] B. Ripperda, M. Liska, K. Chatterjee, G. Musoke, A. A. Philippov, S. B. Markoff, A. Tchekhovskoy, and Z. Younsi, The Astrophysical Journal Letters **924**, L32 (2022).
- [6] Y. V. Khotyaintsev, D. B. Graham, C. Norgren, and A. Vaivads, Frontiers in Astronomy and Space Sciences **6**, 70 (2019).
- [7] J. F. Drake, M. Swisdak, C. Cattell, M. A. Shay, B. N. Rogers, and A. Zeiler, Science **299**, 873 (2003).
- [8] D. B. Graham, Y. V. Khotyaintsev, M. André, A. Vaivads, A. Divin, J. F. Drake, C. Norgren, O. Le Contel, P.-A. Lindqvist, A. C. Rager, D. J. Gershman, C. T. Russell, J. L. Burch, K.-J. Hwang, and

- K. Dokgo, *Nature Communications* **13**, 2954 (2022).
- [9] D. Biskamp, *Magnetohydrodynamic Turbulence* (Cambridge University Press, Cambridge, 2003).
  - [10] U. Frisch, *Turbulence: the legacy of A. N. Kolmogorov* (Cambridge University Press, Cambridge, 1995).
  - [11] H. Karimabadi, V. Roytershteyn, M. Wan, W. H. Matthaeus, W. Daughton, P. Wu, M. Shay, B. Loring, J. Borovsky, E. Leonardis, S. C. Chapman, and T. K. M. Nakamura, *Physics of Plasmas* **20**, 012303 (2013).
  - [12] W. H. Matthaeus, *Physics of Plasmas* **28**, 032306 (2021).
  - [13] G. Lapenta, S. Markidis, M. V. Goldman, and D. L. Newman, *Nature Physics* **11**, 690 (2015).
  - [14] E. Leonardis, S. C. Chapman, W. Daughton, V. Roytershteyn, and H. Karimabadi, *Physical Review Letters* **110**, 205002 (2013).
  - [15] F. Pucci, S. Servidio, L. Sorriso-Valvo, V. Olshevsky, W. H. Matthaeus, F. Malara, M. V. Goldman, D. L. Newman, and G. Lapenta, *The Astrophysical Journal* **841**, 60 (2017).
  - [16] Z. Vörös, W. Baumjohann, R. Nakamura, M. Volwerk, and A. Runov, *Space Science Reviews* **122**, 301 (2006).
  - [17] S. Y. Huang, M. Zhou, F. Sahraoui, A. Vaivads, X. H. Deng, M. André, J. S. He, H. S. Fu, H. M. Li, Z. G. Yuan, and D. D. Wang, *Geophysical Research Letters* **39**, L11104 (2012).
  - [18] K. T. Osman, K. H. Kiyani, W. H. Matthaeus, B. Hnat, S. C. Chapman, and Y. V. Khotyaintsev, *The Astrophysical Journal* **815**, L24 (2015).
  - [19] R. Jin, M. Zhou, Y. Pang, X. Deng, and Y. Yi, *The Astrophysical Journal* **925**, 17 (2022).
  - [20] H. S. Fu, A. Vaivads, Y. V. Khotyaintsev, M. André, J. B. Cao, V. Olshevsky, J. P. Eastwood, and A. Retinò, *Geophysical Research Letters* **44**, 37 (2017).
  - [21] J. T. Dahlin, J. F. Drake, and M. Swisdak, *Physics of Plasmas* **24**, 092110 (2017).
  - [22] X. Li, F. Guo, H. Li, A. Stanier, and P. Kilian, *The Astrophysical Journal* **884**, 118 (2019).
  - [23] Q. Zhang, F. Guo, W. Daughton, H. Li, and X. Li, *Physical Review Letters* **127**, 185101 (2021).
  - [24] H. Arnold, J. Drake, M. Swisdak, F. Guo, J. Dahlin, B. Chen, G. Fleishman, L. Glesener, E. Kontar, T. Phan, and C. Shen, *Physical Review Letters* **126**, 135101 (2021).
  - [25] S. Dalena, A. F. Rappazzo, P. Dmitruk, A. Greco, and W. H. Matthaeus, *The Astrophysical Journal* **783**, 143 (2014).
  - [26] V. Zhdankin, D. A. Uzdensky, G. R. Werner, and M. C. Begelman, *Physical Review Letters* **122**, 055101 (2019).
  - [27] M. Lemoine, *Physical Review Letters* **129**, 215101 (2022).
  - [28] T. Dudok De Wit, *Physical Review E* **70**, 055302 (2004).
  - [29] J. L. Burch, T. E. Moore, R. B. Torbert, and B. L. Giles, *Space Science Reviews* **199**, 5 (2016).
  - [30] L. Richard, Y. V. Khotyaintsev, D. B. Graham, and C. T. Russell, *Geophysical Research Letters* **49**, e2022GL101693 (2022).
  - [31] T. Nagai, M. Fujimoto, R. Nakamura, W. Baumjohann, A. Ieda, I. Shinohara, S. Machida, Y. Saito, and T. Mukai, *Journal of Geophysical Research: Space Physics* **110**, A09208 (2005).
  - [32] P. L. Pritchett and F. V. Coroniti, *Journal of Geophysical Research: Space Physics* **115**, A06301 (2010).
  - [33] C. T. Russell, B. J. Anderson, W. Baumjohann, K. R. Bromund, D. Dearborn, D. Fischer, G. Le, H. K. Leinweber, D. Leneman, W. Magnes, J. D. Means, M. B. Moldwin, R. Nakamura, D. Pierce, F. Plaschke, K. M. Rowe, J. A. Slavin, R. J. Strangeway, R. Torbert, C. Hagen, I. Jernej, A. Valavanoglou, and I. Richter, *Space Science Reviews* **199**, 189 (2016).
  - [34] P.-A. Lindqvist, G. Olsson, R. B. Torbert, B. King, M. Granoff, D. Rau, G. Needell, S. Turco, I. Dors, P. Beckman, J. Macri, C. Frost, J. Salwen, A. Eriksson, L. Åhlén, Y. V. Khotyaintsev, J. Porter, K. Lapalain, R. E. Ergun, W. Vermeer, and S. Tucker, *Space Science Reviews* **199**, 137 (2016).
  - [35] R. E. Ergun, S. Tucker, J. Westfall, K. A. Goodrich, D. M. Malaspina, D. Summers, J. Wallace, M. Karlsson, J. Mack, N. Brennan, B. Pyke, P. Withnell, R. Torbert, J. Macri, D. Rau, I. Dors, J. Needell, P.-A. Lindqvist, G. Olsson, and C. M. Cully, *Space Science Reviews* **199**, 167 (2016).
  - [36] C. Pollock, T. Moore, A. Jacques, J. Burch, U. Gliese, Y. Saito, T. Omoto, L. Avanzo, A. Barrie, V. Coffey, J. Dorelli, D. Gershman, B. Giles, T. Rosnack, C. Salo, S. Yokota, M. Adrian, C. Aoustin, C. Auletta, S. Aung, V. Bigio, N. Cao, M. Chandler, D. Chornay, K. Christian, G. Clark, G. Collinson, T. Corris, A. De Los Santos, R. Devlin, T. Diaz, T. Dickerson, C. Dickson, A. Diekmann, F. Diggs, C. Duncan, A. Figueroa-Vinas, C. Firman, M. Freeman, N. Galassi, K. Garcia, G. Goodhart, D. Guererro, J. Hageman, J. Hanley, E. Hemminger, M. Holland, M. Hutchins, T. James, W. Jones, S. Kreisler, J. Kujawski, V. Lavu, J. Lobell, E. LeCompte, A. Lukemire, E. MacDonald, A. Mariano, T. Mukai, K. Narayanan, Q. Nguyen, M. Onizuka, W. Paterson, S. Persyn, B. Piepgrass, F. Cheney, A. Rager, T. Raghuram, A. Ramil, L. Reichenthal, H. Rodriguez, J. Rouzaud, A. Rucker, Y. Saito, M. Samara, J.-A. Sauvaud, D. Schuster, M. Shappirio, K. Shelton, D. Sher, D. Smith, K. Smith, S. Smith, D. Steinfeld, R. Szymkiewicz, K. Tanimoto, J. Taylor, C. Tucker, K. Tull, A. Uhl, J. Vloet, P. Walpole, S. Weidner, D. White, G. Winkert, P.-S. Yeh, and M. Zeuch, *Space Science Reviews* **199**, 331 (2016).
  - [37] D. J. Gershman, J. C. Dorelli, L. A. Avanzo, U. Gliese, A. Barrie, C. Schiff, D. E. Da Silva, W. R. Paterson, B. L. Giles, and C. J. Pollock, *Journal of Geophysical Research: Space Physics* **124**, 10345 (2019).
  - [38] See Supplemental Material at [URL will be inserted by publisher] for a description of the validation of Taylor's hypothesis, wave-vector anisotropy, the ergodicity theorem, and the statistical convergence, which includes Refs. [16, 17, 28, 39, 40, 45–47, 52, 56, 63, 68, 86–105].
  - [39] G. I. Taylor, *Proceedings of the Royal Society of London Series A* **164**, 476 (1938).
  - [40] G. G. Howes, K. G. Klein, and J. M. TenBarge, *The Astrophysical Journal* **789**, 106 (2014).
  - [41] A. Kolmogorov, *Akademiia Nauk SSSR Doklady* **30**, 301 (1941).
  - [42] L. Matteini, O. Alexandrova, C. H. K. Chen, and C. Lacombe, *Monthly Notices of the Royal Astronomical Society* **466**, 945 (2017).
  - [43] J. E. Stawarz, L. Matteini, T. N. Parashar, L. Franci, J. P. Eastwood, C. A. Gonzalez, I. L. Gingell, J. L. Burch, R. E. Ergun, N. Ahmadi, B. L. Giles, D. J. Gershman, O. Le Contel, P. Lindqvist, C. T. Russell, R. J. Strangeway, and R. B. Torbert, *Journal of Geophysical*

- Research: Space Physics **126**, 2020JA028447 (2021).
- [44] G. Paladin and A. Vulpiani, *Physics Reports* **156**, 147 (1987).
- [45] H. Politano and A. Pouquet, *Physical Review E* **57**, R21 (1998).
- [46] B. T. MacBride, C. W. Smith, and M. A. Forman, *The Astrophysical Journal* **679**, 1644 (2008).
- [47] N. Andrés and F. Sahraoui, *Physical Review E* **96**, 053205 (2017).
- [48] R. Marino and L. Sorriso-Valvo, *Physics Reports* **1006**, 1 (2023).
- [49] K. T. Osman, M. Wan, W. H. Matthaeus, J. M. Weygand, and S. Dasso, *Physical Review Letters* **107**, 165001 (2011).
- [50] L. Hadid, F. Sahraoui, S. Galtier, and S. Huang, *Physical Review Letters* **120**, 055102 (2018).
- [51] L. Sorriso-Valvo, F. Catapano, A. Retinò, O. Le Contel, D. Perrone, O. W. Roberts, J. T. Coburn, V. Panebianco, F. Valentini, S. Perri, A. Greco, F. Malara, V. Carbone, P. Veltri, O. Pezzi, F. Fraternale, F. Di Mare, R. Marino, B. Giles, T. E. Moore, C. T. Russell, R. B. Torbert, J. L. Burch, and Y. V. Khotyaintsev, *Physical Review Letters* **122**, 035102 (2019).
- [52] R. Bandyopadhyay, A. Chasapis, D. J. Gershman, B. L. Giles, C. T. Russell, R. J. Strangeway, O. Le Contel, M. R. Argall, and J. L. Burch, *Monthly Notices of the Royal Astronomical Society: Letters* **500**, L6 (2020).
- [53] A. V. Artemyev, A. A. Petrukovich, R. Nakamura, and L. M. Zelenyi, *Journal of Geophysical Research: Space Physics* **115**, A12255 (2010).
- [54] Y. Asano, T. Mukai, M. Hoshino, Y. Saito, H. Hayakawa, and T. Nagai, *Journal of Geophysical Research: Space Physics* **108**, 10.1029/2002JA009785 (2003).
- [55] R. Nakamura, W. Baumjohann, C. Mouikis, L. M. Kistler, A. Runov, M. Volwerk, Y. Asano, Z. Vörös, T. L. Zhang, B. Klecker, H. Rème, and A. Balogh, *Geophysical Research Letters* **31**, L09804 (2004).
- [56] K. Stasiewicz, P. Bellan, C. Chaston, C. Kletzing, R. Lysak, J. Maggs, O. Pokhotelov, C. Seyler, P. Shukla, L. Stenflo, A. Streltsov, and J.-E. Wahlund, *Space Science Reviews* **92**, 423 (2000).
- [57] W. H. Matthaeus, S. Oughton, D. H. Pontius, and Y. Zhou, *Journal of Geophysical Research* **99**, 19267 (1994).
- [58] M. Wan, S. Oughton, S. Servidio, and W. H. Matthaeus, *Journal of Fluid Mechanics* **697**, 296 (2012).
- [59] M. Linkmann, A. Berera, W. McComb, and M. McKay, *Physical Review Letters* **114**, 235001 (2015).
- [60] E. R. Priest and T. Forbes, *Magnetic reconnection: MHD theory and applications* (Cambridge University Press, Cambridge, 2000).
- [61] A. S. Sharma, R. Nakamura, A. Runov, E. E. Grigorenko, H. Hasegawa, M. Hoshino, P. Louarn, C. J. Owen, A. Petrukovich, J.-A. Sauvaud, V. S. Semenov, V. A. Sergeev, J. A. Slavin, B. U. O. Sonnerup, L. M. Zelenyi, G. Fruit, S. Haaland, H. Malova, and K. Snekvik, *Annales Geophysicae* **26**, 955 (2008).
- [62] R. Benzi, S. Ciliberto, R. Tripiccion, C. Baudet, F. Massaioli, and S. Succi, *Physical Review E* **48**, R29 (1993).
- [63] C. Meneveau and K. R. Sreenivasan, *Physical Review Letters* **59**, 1424 (1987).
- [64] S. P. Gary, *Theory of Space Plasma Microinstabilities* (Cambridge University Press, Cambridge, 1993).
- [65] K. Higashimori and M. Hoshino, *Journal of Geophysical Research: Space Physics* **120**, 1803 (2015).
- [66] H. Hietala, J. F. Drake, T. D. Phan, J. P. Eastwood, and J. P. McFadden, *Geophysical Research Letters* **42**, 7239 (2015).
- [67] L. Richard, Y. V. Khotyaintsev, D. B. Graham, A. Vaivads, D. J. Gershman, and C. T. Russell, *Physical Review Letters* **131**, 115201 (2023).
- [68] A. A. Schekochihin, S. C. Cowley, W. Dorland, G. W. Hammett, G. G. Howes, E. Quataert, and T. Tatsuno, *The Astrophysical Journal Supplement Series* **182**, 310 (2009).
- [69] S. Galtier, *Journal of Plasma Physics* **72**, 721 (2006).
- [70] C. C. Chaston, J. W. Bonnell, L. Clausen, and V. Angelopoulos, *Journal of Geophysical Research: Space Physics* **117**, A12205 (2012).
- [71] P. Wu, S. Perri, K. Osman, M. Wan, W. H. Matthaeus, M. A. Shay, M. L. Goldstein, H. Karimabadi, and S. Chapman, *The Astrophysical Journal* **763**, L30 (2013).
- [72] C. H. K. Chen, L. Sorriso-Valvo, J. Šafránková, and Z. Němeček, *The Astrophysical Journal* **789**, L8 (2014).
- [73] S. S. Cerri, D. Grošelj, and L. Franci, *Frontiers in Astronomy and Space Sciences* **6**, 64 (2019).
- [74] A. Chasapis, W. H. Matthaeus, R. Bandyopadhyay, R. Chhiber, N. Ahmadi, R. E. Ergun, C. T. Russell, R. J. Strangeway, B. L. Giles, D. J. Gershman, C. J. Pollock, and J. L. Burch, *The Astrophysical Journal* **903**, 127 (2020).
- [75] H. Che, G. P. Zank, and A. O. Benz, *The Astrophysical Journal* **921**, 135 (2021).
- [76] D. J. Gershman, A. F-Viñas, J. C. Dorelli, S. A. Boardsen, L. A. Avanov, P. M. Bellan, S. J. Schwartz, B. Lavraud, V. N. Coffey, M. O. Chandler, Y. Saito, W. R. Paterson, S. A. Fuselier, R. E. Ergun, R. J. Strangeway, C. T. Russell, B. L. Giles, C. J. Pollock, R. B. Torbert, and J. L. Burch, *Nature Communications* **8**, 14719 (2017).
- [77] J. Liang, Y. Lin, J. R. Johnson, Z.-X. Wang, and X. Wang, *Physics of Plasmas* **24**, 102110 (2017).
- [78] L. Richard, Y. V. Khotyaintsev, D. B. Graham, A. Vaivads, R. Nikoukar, I. J. Cohen, D. L. Turner, S. A. Fuselier, and C. T. Russell, *Journal of Geophysical Research: Space Physics* **127**, e2022JA030430 (2022).
- [79] M. Tavani, A. Bulgarelli, V. Vittorini, A. Pellizzoni, E. Striani, P. Caraveo, M. C. Weisskopf, A. Tennant, G. Pucella, A. Trois, E. Costa, Y. Evangelista, C. Pittori, F. Verrecchia, E. Del Monte, R. Campana, M. Pilia, A. De Luca, I. Donnarumma, D. Horns, C. Ferrigno, C. O. Heinke, M. Trifoglio, F. Gianotti, S. Vercellone, A. Argan, G. Barbiellini, P. W. Cattaneo, A. W. Chen, T. Contessi, F. D'Ammando, G. De Paris, G. Di Cocco, G. Di Persio, M. Feroci, A. Ferrari, M. Galli, A. Giuliani, M. Giusti, C. Labanti, I. Lapshov, F. Lazzarotto, P. Lipari, F. Longo, F. Fuschino, M. Marisaldi, S. Mereghetti, E. Morelli, E. Moretti, A. Morselli, L. Pacciani, F. Perotti, G. Piano, P. Piccozza, M. Prest, M. Rapisarda, A. Rappoldi, A. Rubini, S. Sabatini, P. Soffitta, E. Vallazza, A. Zambra, D. Zanello, F. Lucarelli, P. Santolamazza, P. Giommi, L. Salotti, and G. F. Bignami, *Science* **331**, 736 (2011).
- [80] A. Shukla and K. Mannheim, *Nature Communications*

- 11**, 4176 (2020).
- [81] L.-L. Zhao, G. P. Zank, D. Telloni, M. Stevens, J. C. Kasper, and S. D. Bale, *The Astrophysical Journal Letters* **928**, L15 (2022).
  - [82] J. F. Drake, O. Agapitov, M. Swisdak, S. T. Badman, S. D. Bale, T. S. Horbury, J. C. Kasper, R. J. MacDowall, F. S. Mozer, T. D. Phan, M. Pulupa, A. Szabo, and M. Velli, *Astronomy & Astrophysics* **650**, A2 (2021).
  - [83] N. E. Raouafi, G. Stenborg, D. B. Seaton, H. Wang, J. Wang, C. E. DeForest, S. D. Bale, J. F. Drake, V. M. Uritsky, J. T. Karpen, C. R. DeVore, A. C. Sterling, T. S. Horbury, L. K. Harra, S. Bourouaine, J. C. Kasper, P. Kumar, T. D. Phan, and M. Velli, *The Astrophysical Journal* **945**, 28 (2023).
  - [84] See <https://lasp.colorado.edu/mms/sdc/public>.
  - [85] See <https://pypi.org/project/pyrfu/>.
  - [86] E. N. Parker, *Journal of Geophysical Research* **62**, 509 (1957).
  - [87] C. C. Haggerty, M. A. Shay, A. Chasapis, T. D. Phan, J. F. Drake, K. Malakit, P. A. Cassak, and R. Kieokaew, *Physics of Plasmas* **25**, 102120 (2018).
  - [88] J. E. Stawarz, S. Eriksson, F. D. Wilder, R. E. Ergun, S. J. Schwartz, A. Pouquet, J. L. Burch, B. L. Giles, Y. Khotyaintsev, O. L. Contel, P.-A. Lindqvist, W. Magnes, C. J. Pollock, C. T. Russell, R. J. Strangeway, R. B. Torbert, L. A. Avanov, J. C. Dorelli, J. P. Eastwood, D. J. Gershman, K. A. Goodrich, D. M. Malaspina, G. T. Marklund, L. Mirioni, and A. P. Sturner, *Journal of Geophysical Research: Space Physics* **121**, 11,021 (2016).
  - [89] D. B. Graham, Y. V. Khotyaintsev, A. Vaivads, and M. André, *Journal of Geophysical Research: Space Physics* **121**, 3069 (2016).
  - [90] D. B. Graham, Y. V. Khotyaintsev, C. Norgren, A. Vaivads, M. André, J. F. Drake, J. Egedal, M. Zhou, O. Le Contel, J. M. Webster, B. Lavraud, I. Kacem, V. Génot, C. Jacquey, A. C. Rager, D. J. Gershman, J. L. Burch, and R. E. Ergun, *Journal of Geophysical Research: Space Physics* **124**, 8727 (2019).
  - [91] F. Sahraoui, M. L. Goldstein, G. Belmont, P. Canu, and L. Rezeau, *Physical Review Letters* **105**, 131101 (2010).
  - [92] F. Sahraoui, G. Belmont, L. Rezeau, N. Cornilleau-Wehrlin, J. L. Pinçon, and A. Balogh, *Physical Review Letters* **96**, 075002 (2006).
  - [93] J. L. Pinçon and F. Lefevvre, *Journal of Geophysical Research: Space Physics* **96**, 1789 (1991).
  - [94] J. P. Eastwood, T. D. Phan, S. D. Bale, and A. Tjulin, *Physical Review Letters* **102**, 035001 (2009).
  - [95] C. W. Smith, W. H. Matthaeus, G. P. Zank, N. F. Ness, S. Oughton, and J. D. Richardson, *Journal of Geophysical Research: Space Physics* **106**, 8253 (2001).
  - [96] K. Kiyani, S. C. Chapman, and B. Hnat, *Physical Review E* **74**, 051122 (2006).
  - [97] J. E. Stawarz, C. W. Smith, B. J. Vasquez, M. A. Forman, and B. T. MacBride, *The Astrophysical Journal* **697**, 1119 (2009).
  - [98] J. W. Bieber, W. Wanner, and W. H. Matthaeus, *Journal of Geophysical Research: Space Physics* **101**, 2511 (1996).
  - [99] Y. Wang, R. Chhiber, S. Adhikari, Y. Yang, R. Bandyopadhyay, M. A. Shay, S. Oughton, W. H. Matthaeus, and M. E. Cuesta, *The Astrophysical Journal* **937**, 76 (2022).
  - [100] S. Boldyrev, K. Horaites, Q. Xia, and J. C. Perez, *The Astrophysical Journal* **777**, 41 (2013).
  - [101] N. Andrés, F. Sahraoui, S. Galtier, L. Hadid, R. Ferrend, and S. Huang, *Physical Review Letters* **123**, 245101 (2019).
  - [102] P. Simon and F. Sahraoui, *Physical Review E* **105**, 055111 (2022).
  - [103] S. P. Gary and C. W. Smith, *Journal of Geophysical Research: Space Physics* **114**, A12105 (2009).
  - [104] C. H. K. Chen, S. Boldyrev, Q. Xia, and J. C. Perez, *Physical Review Letters* **110**, 225002 (2013).
  - [105] D. Grošelj, A. Mallet, N. F. Loureiro, and F. Jenko, *Physical Review Letters* **120**, 105101 (2018).