

Operating data of a specific Aquatic Center as a Benchmark for dynamic model learning: search for a valid prediction model over an 8-hour horizon

François Gauthier-Clerc^{1,2,3}, Hoel Le Capitaine^{2,4}, Fabien Claveau^{2,3}, Philippe Chevre^{2,3}

Abstract—This paper presents an identification repository based on data from a public swimming pool in operation. Such a system is both a complex process and easily understandable by all with regard to the issues. Ultimately, the aim is to reduce the energy bill while maintaining the level of quality of service. This objective is general in scope and not just limited to public swimming pools. It can be done efficiently through what is known as economic predictive control. This type of advanced control is based on a process model. It is the problem of this article and the benchmark considered to show that such a dynamic model can be obtained from operating data. For this, operational data is formatted and shared, and model quality indicators are proposed. On this basis, the first identification results illustrate the results obtained by a linear multivariable model on the one hand, and by a neural model on the other hand. They call for other proposals and results from control and data scientists for comparison.

I. INTRODUCTION

The need for energy and commodities is constantly increasing [1] and must be carefully managed to avoid possible future shortages due to limited resources. From an energetic perspective, we observe a switch from highly controllable electric plants powered by fossil fuel, to renewable non-controllable sources (like eolian, solar). This paradigm shift will introduce more discrepancy between demand and production, leading to more volatile prices [2]. From a physical/hardware aspect, improving actual plant, or building new modern efficient plants, become more and more expensive in a context of commodities inflation. Despite the fact that they lead to a lot of savings [3], these methods let actual systems aside.

These observations show the need to improve actual plants efficiency by retrofitting process control to allow more consumption flexibility and global efficiency. This approach does not involve a lot of investment since we are dealing with software upgrade only.

Today, a lot of energy-intensive plants are controlled by a simple controller without any economic optimality concern [4]. Although numerous optimal controllers are available in the academic world [5], [6], their deployments are still

expensive and not well established in some parts of the industrial world. This situation is even more pronounced in small and medium facilities like swimming pools due to lack of resources allocated to control.

The challenge is therefore to propose advanced control methods that are efficient, have low development/deployment costs and suitable for a wide variety of industrial systems, taking advantage of their common characteristics. The temperature management of swimming pools is part of this scope.

Today, many regulation systems are based on a closed loop PID system [7] with a fixed working point. It is a reliable and cheap regulation, which explains its popularity. For the swimming pool case, we observe a constant 28 degree target most of the time ([8], [9]). Although this strategy is popular, its lack of economical optimality tends to question its use in a context of energy restrictions (implying an increasing cost) and non-permanent temperature demand (closed at night). In parallel, scientific community introduced modern solutions that can save up to 20% energy thanks to adaptive temperature control [5] (equivalent result for HVAC [10]). These methods all have the particularity of questioning the use of a single temperature operating point

In the swimming pool context, effective temperature control relies on the fact that temperature requirements are not permanently constrained, which can lead to temperature scheduling to save energy. Recent scheduling methods have gained interest in recent years because of their saving potential and simplicity (mainly for HVAC system) [6], [11], [12]. Indeed, decreasing the average temperature can save up to 7% energy demand per degree [13].

Among those methods, static temperature scheduling can achieve saving with a little extra complexity compared to a constant working point [14], [15]. The idea is to introduce a different working point for each period of the day. Those methods are more suitable for HVAC system since they can respond quickly to new setpoint. With the swimming pool, the system is rather slow, and it is important to anticipate more. [5], [16]. We can cite different scheduling strategies like *Early Switch Off*, *Demand Reduction* and *Interruption* (see for more details [12], [17]).

More advanced techniques [18], [19] take into account the transition dynamic of the system and by-pass the setpoint formulation. Among those techniques, we can cite *step up* and *linear up* [18]. These approaches are able to postpone or anticipate energy consumption from a period to another.

¹Purecontrol, 68 Av. Sergent Maginot, 35000 Rennes, FRANCE
{firstname}.{surname}@purecontrol.com

²LS2N – Laboratory of digital sciences of Nantes, UMR CNRS 6004, BP 92208, 44322 Nantes

³IMT Atlantique, CS 20722, 44307 Nantes, FRANCE
{firstname}.{surname}@imt-atlantique.fr

⁴Nantes Université, Polytech’Nantes, 44306 Nantes
{firstname}.{surname}@univ-nantes.fr

These approaches are still simple and mainly rely on expert knowledge to formulate strategies. The validity of open loop schedulings are affected by exogenous effects like outdoor temperature or other perturbations [20]. In the context of a swimming pool, the heating efforts depend on the heating system, and the heat losses, depending on the weather and the seasons.

This situation highlights the need for other techniques, like model-based control. Instead of using expert knowledge for the control design, we can use a system identification method that allows model-based control methods. These methods generate a model-based control directly on the constraints.

The system identification can be either deduced from physical model [20] or generated from black/grey box modeling [21]. The second option avoids the need for experts and therefore reduces the deployment cost for equivalent accuracy in some tasks [22].

In the context of control system with economical awareness, the EMPC (Economical Model Predictive Control) algorithm has gained more and more interest in recent years. As explained earlier, this control method does not focus on setpoint (like tracking MPC) but use economical function instead. There are several contributions to HVAC systems [17], [4] and swimming pool [5]. For medium and small facilities like swimming pool, this control method is simple to do (small state space) and allow economical saving [23].

In the field of swimming pool, there is a lack of study that involves data-driven approach to control. However since some interactions, like evaporation, are difficult to model [24], data-based methods are even more justified. Some work seems to show this interest in the context of public swimming pools [25], [26].

In order to help the academic community to develop new frugal energy management solutions, this article defines the outline of a benchmark, enhancing the operating data of a public swimming pool. It makes it possible to consider the problem of learning dynamic models for control, MPC in particular. The proposed dataset is interesting for several reasons. It comes from the sensors which are conventionally fitted to this type of installation, in operation, over a long period. This dataset also contains different seasons which have an important impact on the energy balance of the installation and add a realistic complexity.

To initiate the benchmark, we propose two identification results as a baseline for future contributions.

This document is organized as follows; Section 2 introduces the swimming pool system with the description of the use case and some overviews of the physical models, for a better understanding of the process. Section 3 details the data set and assessment criteria based on the need for data-driven control. Section 4 presents the primary results obtained for two selected black-box models.

II. THE PUBLIC SWIMMING POOL SYSTEM: WATER TEMPERATURE REGULATION

A. Benchmark case study

A swimming pool is a plant that needs to regulate pools

temperature and quality as well as air humidity and temperature. It uses several local regulations to maintain water quality, air state and water pool temperature (see figure 2). For the air and pools temperatures, the plant uses a heating system that consists of a primary hot water loop to distribute energy across the plant from a given source of energy (mostly dedicated boiler). Boilers are regulated thanks to some local controller. In practice, each regulation is done with local hardware regulator provided by each sub part manufacturer. Global regulations for this type of facility are very rare or even non-existent.

The water constantly circulates from each pool to its recycling system in order to: heat, clean and store the water. The water quality is maintained by UV lamp and filters. The system also includes a buffer tank to store the water when people are using the pool (less water volume needed). The water is also renewed with new clean water. The fresh water flow rate is based on the measured filter pressure and is activated 2 or 3 times a day for a short period of time. This water refilling is the main perturbation of this system, as the fresh water is very cold compared to the pool temperature. The water is heated by a countercurrent heat exchanger and the temperature is regulated according to a temperature sensors before the heat exchanger. The temperature regulation is based on a 3 way valve that by pass or not the water flow rate in the hot side of the exchanger. The water flow rate in the recycling loop is maintained with pump and overflow mechanism. The flow rate setpoint is often constant but can change according to static scheduling (day/night). This flow rate can affect the dynamic of the heating process.

The aimed facility is a public swimming pool located in Brittany, FRANCE. This swimming pool is composed of two main pools (sport and recreational) as well as one hot tub and paddling pool. The sport pool has a volume of 672 m^3 ($12.5\text{m} \times 25\text{m}$) with 5 lanes. This pool is coupled with a buffer tank of 30m^3 . The second pool (of 212 m^3) is coupled with the paddling pool (of 12m^3). They share the same recycling flow and a buffer tank of 35 m^3 .

Characteristic	Value	Unit
Pool 1 volume	672	m^3
Pool 1 depth	1.3 to 3.0	m
Pool 1 recycling flow rate	189	m^3/h
Pool 1 buffer tank size	30	m^3
Pool 2 volume	212	m^3
Pool 2 depth	0.45 to 1.3	m
Pool 2 recycling flow rate	142	m^3/h
Pool 2 buffer tank size	35	m^3

TABLE I: Swimming pool characteristics

The swimming pool is open during the whole year from 7 a.m to 17:30 p.m each day. We observed between 250 to 600 swimmers across the day. The temperature requirement is constant during opening period, 28 degrees for sport pool and 31 for recreational one. On certain Wednesday throughout the year, baby swimming lessons are organized and require a high temperature of 32 degree in the second pool. All

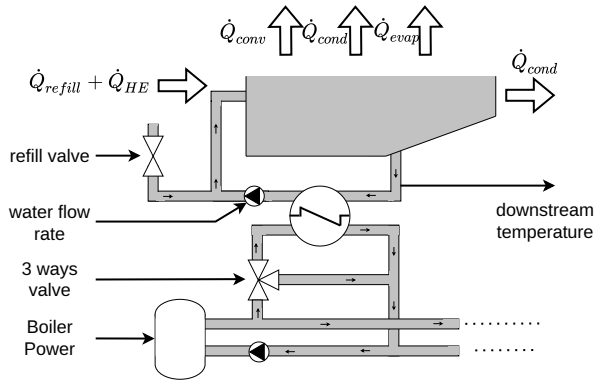


Fig. 1: the pool sub system

specifications are available in the table I.

In this facility, the heating system consists of a wood boiler and a gas boiler. The first one is used as a priority, and the second one is used when there is a shortage of wood or a high energy demand. The wood boiler provides a max power of 650kW and the gas a power of 350kW. A pic energy production (with both boilers) can reach around 1MW.

In addition to the double boiler system, a sports hall uses the energy network for its air heating system. This particular energy consumption is monitored with a dedicated sensors.

This public swimming pool gathers all the particularities of such system (coupled pool, dual boiler, external energy consumption). It is complex enough for asking special attention if traditional expert approaches are used to design the supervision system, regardless of the methodology considered; simulation-based approach or expert control rules. One can expect data driven approaches to be able to handle all the details in an automatic process.

B. Identification needs for local optimal regulation

According to the motivation we gave earlier, the easiest and cheapest way to improve these simple regulations is to improve only one or two regulators. This approach reduces the deployment cost and can saves a large part of the possible gain. From this idea, it is obvious to take control the pool temperature regulation in order to save energy. We choose to take care of the two larger pool of the facility pool 1 (sport pool) and pool 2. The pool 3, the paddling pool regulation is ignored since it represents only 5% of the second pool volume.

The pool temperature can be manipulated with the control variable (3 way valve) in order to reduce the average temperature (reduce energy losses) or store energy when it is cheap while staying compliant with the user's requirements (thanks to predictive control).

The main action to save energy is to reduce temperature when the pool is closed. In order to do this optimally, it is important to re-heat the temperature early enough to achieve a compliant temperature at the pool opening. In this context, it is crucial to have a model that can predict the right time to heat or choose the pool with the highest energy saving potential (if we have a bounder boiler power). In the context, a 8 hours prediction according to the potential heating time

is chosen for this benchmark. This horizon is large enough to handle the morning heating which can be a slow process. The model also needs to take into account exogenous data (such as outside temperature, air moisture, etc.) to be reliable over different periods. Moreover, the open loop 3 way valve and temperature is choose to allow more efficient control (be able to saturate the control for instance). See this work for illustration [23].

To be able to manage all pools, the model needs to take into account the set of pool as a whole. Indeed, boilers have a limited power which means that pools can have interaction each other though the energy consumption. This situation leads us to a MIMO formulation in order to deal with these problems and remain in a purely back box approach.

Before presenting the dataset, let us describe the theoretical model of pool energy balance which helps to understand macroscopic physical phenomena and data selection. This theoretical model, although enlightening, is insufficient. It will not be used in the process of identifying the system, the hypothesis retained being to proceed from the data; without having recourse to physical experts of the process to be controlled, and keep so the cost of deployment cheap.

C. Theoretical aspect

The pool dynamics can be sum up by its heat balance with all the heat loss and gain sources.

$$V_{pool}\rho_w c_w \frac{dT_{pool}}{dt} = \dot{Q}_{tot} \quad (1)$$

In traditional indoor swimming pool, we can sum up all these interactions as follow :

$$\dot{Q}_{tot} = \dot{Q}_{eval} + \dot{Q}_{rad} + \dot{Q}_{cond} + \dot{Q}_{conv} + \dot{Q}_{refill} + \dot{Q}_{HE} \quad (2)$$

From the equation above, we have evaporation (\dot{Q}_{eval}), radiation (\dot{Q}_{rad}), conduction (\dot{Q}_{cond}), convection (\dot{Q}_{conv}), water recycling (or refill) (\dot{Q}_{refill}) and heat exchanger (\dot{Q}_{HE}) contribution to the temperature dynamic. See [3] for more details. Based on these interactions, the evaporation phenomenon is highly dependent on the activity of the pool, which is very difficult to measure [27]. The water recycling and the heat exchanger contribution are driven by the local controller. Like the water evaporation, the impact of fresh water depends of its temperature which is rarely measured in practice (correlated to the season).

The heat exchanger allows heat transfer from the primary loop to the pool. This 3 way valve is controlled with an opening setpoint that induced a non-linear static relationship with the water flow rate [28]. This hot water flow rate gives energy to the pool according to the recycling flow rate. This interaction can be approximate with the NTU method [29]. The energy transfer can be measured with upstream and downstream probe, however depending of the system the upstream probe is not always available (since traditional regulation don't need it).

The primary water circuit that carries the heat, is also connected to other subsystems like HVAC, water tank (shower)

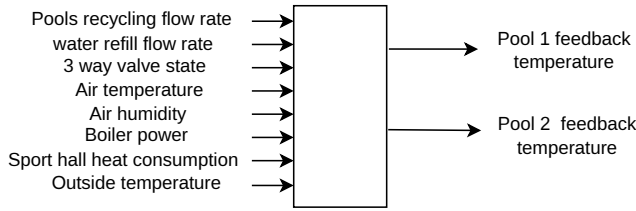


Fig. 3: MIMO formulation

manner.

The data is subsampled with a moving average and the signal is processed to remove sensors faults. The period is split due to data missing and special even like COVID-19 lockdown (see section III-B). The data is also normalized according to common practice [30]. The time line figure 4 summarises all this information as well as the type of control.

As you can see this dataset includes both seasons, winter and summer. The temperature setpoint for the pool 1 fluctuates between 27 and 28 degrees and between 30 and 31 degrees for the pool 2.

B. Context

The data is collected from different hardware automatons. Each signal is measured every minutes and stored since 2018. The benchmark uses data from september 2019 to august 2020. We keep this range since the swimming pool has been extended with an outside pool that complexify the analysis (more exogenous data to take into account). Moreover, this period contains several special events that generated a good data diversity for model validation. Among these events, the COVID-19 period force the pool to close during 3 month, which created a period with a low temperature. In addition, the pool uses two control strategies: one PI regulator with a constant setpoint and a more advanced strategy that reduces the temperature at night. This second method allows better data for identification (uncorrelated control with the feedback signal) and it is closed to the aimed optimal strategy. Both types of regulation can be compared in figure 5. In this figure, the pool 2 is regulated according to a static working point, and the pool 1 is regulated with a dynamic working point that allows a reduced temperature at night. The unique working point does not provide a lot of information, the new fresh water is the unique event that perturb the temperature and add diversity to the data. On the other hand, the second regulation adds a lot of diversity and implements the energy saving strategy mention earlier.

In addition, this period includes four non-nominal situations where the temperature were managed differently from usual. Some situations are due to human mistake, sensors faults, etc. We call them scenario as they can be assimilate to potential planning explored in model based implicit controller like EMPC.

The four scenarios are as follows:

Name	Formula
Full horizon acc	$\mathcal{L}(1, H)$
Short term acc	$\mathcal{L}(1, H/4)$
Long term acc	$\mathcal{L}(3H/4, H)$

TABLE II: Model accuracy criterions

- A stuck v3v on the pool 1 at 50%.
- Pool 2 cooled down to 25 degrees (while pool 1 stay at its nominal temperature).
- Pool 1 cooled down to 25 degrees (while pool 2 is at 25 degrees).
- Pool 1 & 2 heated up to their nominal temperature at the same period.

C. Identification problem & Evaluation

The identification problem is closely linked to the use that will be made by the control (MPC) of the resulting model. The identification is therefore evaluated through a prediction horizon which is not restricted to one step as is conventionally done. Moreover, the current state and the exogenous signals are assumed to be known.

The 10 minutes sampling time used which leads to a prediction through 48 steps to reach the 8 hours horizon. The prediction accuracy over the 48 steps horizon can be given with the function $\mathcal{L}(1, H)$, defined bellow:

$$\mathcal{L}(I, J) = \frac{1}{J - I + 1} \sum_{i=I}^J \sqrt{\frac{\sum_{k=0}^{K-1} \|\hat{y}[i+k|k] - y[i+k]\|_2^2}{K}} \quad (3)$$

The prediction $\hat{y}[k+i|k]$ is estimated based on the observation at instant k ($y[k]$) and exogenous and control signals from the instant k to $k+i$. In this benchmark the vector y contains the temperatures of the two pools. This horizon accuracy is done in a convolutive way through the all tested dataset. As shown in [31], this metric has an implicit weighting which is not significant with the long time series considered here.

It is useful to visualize the accuracy of each candidate model according to the prediction depth, by plotting the function $x \rightarrow \mathcal{L}(x, x)$ for x in $[1, H]$ (figure 7).

From the function \mathcal{L} , we need to define several criterions to validate and evaluate the model for control. To do so, we have in the first place 3 sections of testing data. They are placed heavenly at each system regime during the year of data. Secondly, we have four scenarios in order to evaluate in extrapolation context the model. In order to use \mathcal{L} and enrich the analysis, let's define three criterions to precise the prediction ability for simulation and control. The first criterion includes the entire forecast window, the second is limited to the short-term prediction and the last one to the long-term forecast. The goal is to achieve good accuracy in the 8 hours horizon with good short-term and long-term accuracy (check table II).

Beside the test evaluation, in this black box identification for control, having some insight of the model extrapolation is a critical point. To analyse this capacity, we choose to use

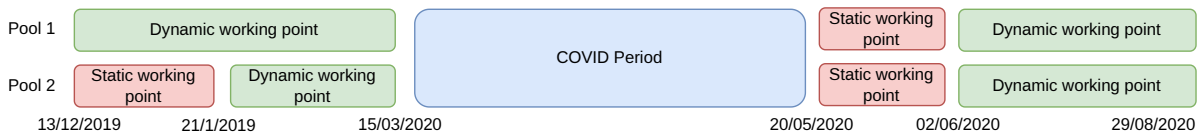


Fig. 4: Dataset timeline

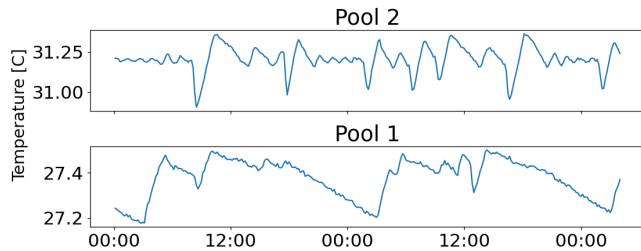


Fig. 5: Illustration of pool regulation of the dataset

the full horizon accuracy per scenario to figure out which extrapolation scenario is well predicted or not compared to the test set.

To summarise, the goal is to achieve good accuracy in the 8-hour horizon with good short-term and long-term accuracy. This prediction needs to extrapolate according to the given scenario to attest of the usability in control schema. Prior physical knowledge can be used to guide the identification process but have to keep the initial idea of cheap deployment through different swimming pool architecture.

All the resources for this benchmark are available at <https://benchmark-datadriven-sysid.purecontrol.com> (password: ECC23). This resource includes data and tools for plotting and evaluating models with Python and Matlab.

IV. IDENTIFICATION METHOD & PROPOSED MODELS AND RESULTS

A. State of art

System identification is a large field [30], [32] that includes model estimation, model reduction, experiment design and more. In this paper, we focus on formulating a suitable model in context of black box modeling. Contrary to other methods, we mainly rely on real data which are more difficult to deal with. Among those black box model, we can cite linear polynomial model (ARX, OE, ARMAX), linear state space (LSS) [30], *sindy* [33], neural network (NN), Linear parameter varying (LPV) [34] and lot more. This large dictionary allows users to select the right model complexity depending of the problem.

For linear model, model identification have been done both with simulation [35] and real context [36] for HVAC system using ARX formulation. Such data driven models are used for EMPC in order to manage indoor temperature according to endogenous and exogenous signals. Models can predict up to 24 hours ahead in order to help prediction. In pure data based approach, the authors of [37] use sub space method to identify a whole building with sensors.

With more expressivity, we can cite data driven LPV (*Linear Parameter Varying*) identification [34] using parametric

method (cubic spline) to model non linear exogenous effect in HVAC context. Similar idea in swimming pool context [19] with physics model is applied for EMPC control.

In the recent years, pure non linear model like neural network gains more attention. They are considered as universal approximator that allow a wide range of applications. We can cite many applications in control of HVAC systems [38] using neural networks. In this paper, the authors highlight the fact that despite the computation burden due to non linear MPC, there application is possible with modern computer. Neural Network under NLARX modeling have been done successfully with real data [39], [40], [38]. The neural network models often outperform linear model in terms of pure accuracy metrics [40], [38]. But we want to mitigate these results, since no one proves generability property of their model with different data-set distribution (in real data context).

As a first identification application on this proposed benchmark, it seemed to us interesting to select both a pure linear state with the subspace method, and a neural network based NLARX (Non Linear Auto Regressive eXogenous) model.

There are also a large set of hybrid models in grey box paradigm that can achieve also good results thanks to addition of knowledge [28], [34]. For the moment, we put them aside as we try to avoid as much as we can too much knowledge-based formulation in order to stay within the paradigm of cheap and generic approach for reducing cost deployment.

B. Identification procedure

a) Linear state space estimation : We use a linear state space model with a subspace identification method [30]. This identification is performed with the Matlab toolbox [41] (*ssest* function). This method uses all inputs signals mentioned earlier.

$$\begin{aligned} x[k+1] &= Ax[k] + Bu[k] \\ y[k] &= Cx[k] \end{aligned} \quad (4)$$

To perform prediction, we use the function *forecast* which perform an ordinary least square method to estimate the initial state with respect to the size of the given past horizon (we chose 20 time steps).

b) NLARX estimation: For the nonlinear, we use a neural network in a NLARX formulation.

$$y[k+1] = f_{\theta}(y[k], \dots, y[k-n_a], u[k], \dots, u[k-n_b]) \quad (5)$$

This model is coupled with a MPC relevant identification loss function with the BPTT (Back Propagation Through Time) [42] method and Tensorflow library.

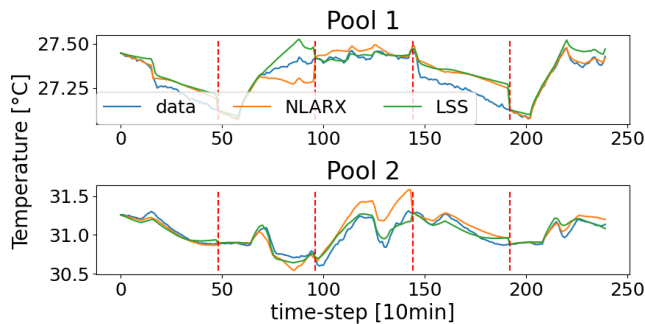


Fig. 6: Five 48 steps prediction on test data.

The loss function can be describe with the following formula.

$$\frac{1}{N} \sum_{n=0}^{N-1} \frac{1}{P} \sum_{p=0}^{P-1} (\hat{y}[t_0(n) + p|t_0(n), \theta] - y[t_0(n) + p])^2 \quad (6)$$

With $\hat{y}(t_0(n) + p|t_0(n), \theta)$, the model prediction given the state at $t_0(n)$ and the exogenous data from $t_0(n) + p$ to $t_0(n)$. The prediction is done like the full future prediction in [10]. We use the solver ADAM [43] an unconstrained non linear solver. The forecast is performed in iterative (or recursive) way like describe [44].

We trained both linear and non linear models with the same MIMO formulation and procedure. An hyper optimisation procedure was used using a cross validation method to reduce bias with this relatively small dataset. The cross validation is done with data sections instead of regression entry to avoid overlap between samples. The testing dataset is placed in the dataset extremum to avoid any data leak. All the optimized parameters are details table III and IV.

Parameters	Values
N# layers	{1,2,3}
N# unit per layer	{8,16,32,64}
learning rate	[1e-5, 1e-2]
batch size	[16,256]
l2 penalization	{0.0,1e-4,1e-3}
loss function horizon	[3, 5, 8, 15]

TABLE III: optimized NLARX model's parameters

Parameters	Values
n_x	[2, 3, 4]
focus	simulation, prediction
subspace horizon	{48, 24, -1}
noise model	{None, Estimate}

TABLE IV: optimized SS model's parameters

C. First numerical results

After training, the models are evaluated with both test and extrapolation set. We show figure 6 the temperature prediction for both pools. The dashed red lines depict the time when the predictions for both models are readjusted with the real data. Please notice that tools for generating those comparative curves are also available in the benchmark website.

We can now introduce the raw prediction accuracy of the two selected models in the test set (figure 7). We plot

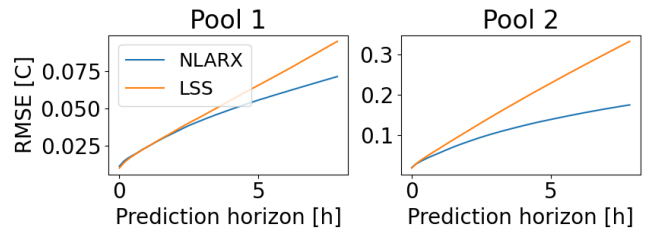


Fig. 7: RMSE accuracy according to prediction horizon per pool.

the accuracy on the test set with respect to the prediction depth and the pool id. As expected, the accuracy decreases according to the prediction depth. The neural network model achieves a higher accuracy than the linear one especially in the long term prediction. This gap is more pronounced with the second pool which is more difficult to predict with higher temperature and people activity more intense.

Finally, we present the result with the quantitative criterion introduced earlier for both models in table V.

	LSS	NLARX
full horizon acc	0.32	0.23
Short term acc	0.11	0.10
Long term acc	0.52	0.31
Scenario 1 acc	0.29	0.22
Scenario 2 acc	0.49	0.60
Scenario 3 acc	0.88	1.24
Scenario 4 acc	0.36	1.45

TABLE V: Accuracy score for the proposed models

From the table, we can see a better accuracy for NLARX model compare to the linear one. This difference is less noticeable in the short term accuracy and attest the need of using horizon accuracy for allowing better analysis for predictive control application. Despite the first good results on the test set, a strong decrease in accuracy is observable in all extrapolation scenarios.

V. CONCLUSION

The energy transition will require installations that consume less energy and are more flexible with regard to fluctuations in the energy market. In this context, operating data from a public swimming pool were introduced, to be freely shared. This dataset and evaluation tools are proposed to serve as a benchmark for learning techniques. It aims at black box modeling, capable in this case of predicting the evolution of the temperature of the pools of a public swimming pool. This benchmark aims to compare and improve identification tools based on data. It gives priority to learning in the service of control, as an effective means of reducing the cost of deploying advanced control methods.

The characteristics of the target system and the associated datasets are described. The problem was formalized through an input-output representation and evaluation criteria. Matlab/python functions are offered on the benchmark website. Associated with the proposed datasets, two dynamic models were identified. Their results are quite good in the test set, but they have some weaknesses in the extrapolation regime. We have also pointed out some alternative models for learning

[45], using e.g. physical informed neural network. This paves the way to new contributions.

REFERENCES

- [1] U. E. I. A. (EIA), "Annual energy outlook 2019 with projections to 2050," *Annual Energy Outlook 2019*, p. 83, 2019.
- [2] C. Brancucci Martinez-Anido, G. Brinkman, and B.-M. Hodge, "The impact of wind power on electricity prices," *Renewable Energy*, vol. 94, pp. 474–487, 2016.
- [3] F. Calise, R. D. Figaj, and L. Vanoli, "Energy and economic analysis of energy savings measures in a swimming pool centre by means of dynamic simulations," *Energies*, vol. 11, no. 9, sep 2018.
- [4] J. Drgoňa, J. Arroyo, I. Cupeiro Figueroa, D. Blum, K. Arendt, D. Kim, E. P. Ollé, J. Oravec, M. Wetter, D. L. Vrabie, and L. Helsen, "All you need to know about model predictive control for buildings," *Annual Reviews in Control*, vol. 50, pp. 190–232, 2020.
- [5] J. P. D. Marín, F. V. García, and J. R. G. Cascales, "Use of a predictive control to improve the energy efficiency in indoor swimming pools using solar thermal energy," *Solar Energy*, vol. 179, pp. 380–390, 2019.
- [6] A. Alajmi, "Energy audit of an educational building in a hot summer climate," *Energy and Buildings*, vol. 47, pp. 122–130, 2012.
- [7] E. Mathews, D. Arndt, C. Piani, and E. van Heerden, "Developing cost efficient control strategies to ensure optimal energy use and sufficient indoor comfort," *Applied Energy*, vol. 66, no. 2, pp. 135 – 159, 2000.
- [8] "Fina facilities rules," Federation internationale de natation, Tech. Rep., 2021. [Online]. Available: https://resources.fina.org/fina/document/2022/02/08/77c3058d-b549-4543-8524-ad51a857864e/210805-Facilities-Rules_clean.pdf
- [9] "Swimming pool temperature control: optimization tips for 3 different models," 2021. [Online]. Available: <https://www.fluidra.com/projects/swimming-pool-temperature>
- [10] D. I. Mendoza-Serrano and D. J. Chmielewski, "Smart grid coordination in building hvac systems: Empec and the impact of forecasting," *Journal of Process Control*, vol. 24, no. 8, pp. 1301–1310, 2014, economic nonlinear model predictive control.
- [11] X. Wang, C. Huang, and W. Cao, "Energy audit of building: A case study of a commercial building in shanghai," in *2010 Asia-Pacific Power and Energy Engineering Conference*, 2010, pp. 1–4.
- [12] G. Escrivá-Escrivá, I. Segura-Heras, and M. Alcázar-Ortega, "Application of an energy management and control system to assess the potential of different control strategies in hvac systems," *Energy and Buildings*, vol. 42, no. 11, pp. 2258–2267, 2010.
- [13] J. P. D. Marín and J. R. García-Cascales, "Dynamic simulation model and empirical validation for estimating thermal energy demand in indoor swimming pools," *Energy Efficiency*, vol. 13, pp. 955–970, 2020.
- [14] J. Murphy and N. Maldeis, "Using time-of-day scheduling to save energy," *ASHRAE Journal*, vol. 51, pp. 42+, May 2009.
- [15] N. Fernandez, S. Katipamula, W. Wang, Y. Huang, and G. Liu, "Energy savings modeling of standard commercial building re-tuning measures: Large office buildings," 01 2012.
- [16] M. Mančić, D. Zivkovic, P. Milosavljevic, and M. Todorovic, "Mathematical modelling and simulation of the thermal performance of a solar heated indoor swimming pool," *Thermal Science*, vol. 18, pp. 999–1010, 01 2014.
- [17] M. Fadzli Haniff, H. Selamat, R. Yusof, S. Buyamin, and F. Sham Ismail, "Review of hvac scheduling techniques for buildings towards energy-efficient and cost-effective operations," *Renewable and Sustainable Energy Reviews*, vol. 27, pp. 94–103, 2013.
- [18] K.-H. Lee and J. E. Braun, "A data-driven method for determining zone temperature trajectories that minimize peak electrical demand," *ASHRAE Transactions*, vol. 114, no. 2, 2008.
- [19] N. Zemtsov, J. Hlava, G. Frantsuzova, H. Madsen, R. G. Junker, and J. B. Jorgensen, "Economic mpc based on lqv model for thermostatically controlled loads," in *2017 International Siberian Conference on Control and Communications (SIBCON)*. Institute of Electrical and Electronics Engineers Inc., 7 2017.
- [20] G. P. Henze and M. Krarti, "Predictive optimal control of active and passive building thermal storage inventory," Univ. of Nebraska, Lincoln, NE (United States), Tech. Rep., 2005.
- [21] M. Ala'raj, M. Radi, M. F. Abbod, M. Majdalawieh, and M. Parodi, "Data-driven based hvac optimisation approaches: A systematic literature review," *Journal of Building Engineering*, vol. 46, p. 103678, 2022.
- [22] A.-X. Zhu, Y. Miao, R. Wang, T. Zhu, Y. Deng, J. Liu, L. Yang, C.-Z. Qin, and H. Hong, "A comparative study of an expert knowledge-based model and two data-driven models for landslide susceptibility mapping," *CATENA*, vol. 166, pp. 317–327, 2018.
- [23] A. Caspari, C. Tsay, A. Mhamdi, M. Baldea, and A. Mitsos, "The integration of scheduling and control: Top-down vs. bottom-up," *Journal of Process Control*, vol. 91, pp. 50–62, 2020.
- [24] M. M. Shah, "Improved method for calculating evaporation from indoor water pools," *Energy and Buildings*, vol. 49, pp. 306–309, 2012.
- [25] D. Lovell, T. Rickerby, B. Vandereydt, L. Do, X. Wang, K. Srinivasan, and H. Chua, "Thermal performance prediction of outdoor swimming pools," *Building and Environment*, vol. 160, p. 106167, 2019.
- [26] Y. Li, N. Nord, N. Zhang, and C. Zhou, "An ann-based optimization approach of building energy systems: Case study of swimming pool," *Journal of Cleaner Production*, vol. 277, p. 124029, 12 2020.
- [27] F. Asdrubali, "A scale model to evaluate water evaporation from indoor swimming pools," *Energy and Buildings*, vol. 41, pp. 311–319, 2009.
- [28] I. Zajic, T. Larkowski, M. Sumislawska, K. J. Burnham, and D. Hill, "Modelling of an air handling unit: A hammerstein-bilinear model identification approach," *Proceedings - ICSEng 2011: International Conference on Systems Engineering*, pp. 59–63, 2011.
- [29] F. P. Incropera, D. P. DeWitt, T. L. Bergman, A. S. Lavine *et al.*, *Fundamentals of heat and mass transfer*. Wiley New York, 1996, vol. 6.
- [30] L. Ljung, *System Identification: Theory for the User*. Pearson Education, 1998.
- [31] R. B. Gopaluni, R. S. Patwardhan, and S. L. Shah, "Mpc relevant identification - tuning the noise model," *Journal of Process Control*, vol. 14, no. 6, pp. 699–714, 2004.
- [32] J. Schoukens and L. Ljung, "Nonlinear system identification: A user-oriented road map," *IEEE Control Systems Magazine*, vol. 39, no. 6, pp. 28–99, 2019.
- [33] S. L. Brunton, J. L. Proctor, and J. N. Kutz, "Discovering governing equations from data by sparse identification of nonlinear dynamical systems," *Proceedings of the National Academy of Sciences*, vol. 113, no. 15, pp. 3932–3937, 2016.
- [34] C. A. Thilker, P. Bacher, D. Cali, and H. Madsen, "Identification of non-linear autoregressive models with exogenous inputs for room air temperature modelling," *Energy and AI*, vol. 9, p. 100165, 8 2022.
- [35] J. Ma, S. J. Qin, B. Li, and T. Salisbury, "Economic model predictive control for building energy systems," in *ISGT 2011*, 2011, pp. 1–6.
- [36] Virk and Loveday, "Model-based control for hvac applications," in *1994 Proceedings of IEEE International Conference on Control and Applications*, 1994, pp. 1861–1866 vol.3.
- [37] L. Ferkl and Jan Široký, "Ceiling radiant cooling: Comparison of armax and subspace identification modelling methods," *Building and Environment*, vol. 45, no. 1, pp. 205–212, 2010, international Symposium on the Interaction between Human and Building Environment Special Issue Section.
- [38] A. Afram, F. Janabi-Sharifi, A. S. Fung, and K. Raahemifar, "Artificial neural network (ann) based model predictive control (mpc) and optimization of hvac systems: A state of the art review and case study of a residential hvac system," *Energy and Buildings*, vol. 141, pp. 96–113, 2017.
- [39] A. E. Ruano and P. M. Ferreira, "Neural network based hvac predictive control," *IFAC Proceedings Volumes*, vol. 47, no. 3, pp. 3617–3622, 2014, 19th IFAC World Congress.
- [40] A. Mechaqrane and M. Zouak, "A comparison of linear and neural network arx models applied to a prediction of the indoor temperature of a building," *Neural Computing & Applications*, vol. 13, no. 1, pp. 32–37, Apr 2004.
- [41] I. The MathWorks, *System Identification Toolbox*, Natick, Massachusetts, United State, 2019.
- [42] P. J. Werbos, "Backpropagation through time: What it does and how to do it," *Proceedings of the IEEE*, vol. 78, pp. 1550–1560, 1990.
- [43] D. P. Kingma and J. Ba, "Adam: A method for stochastic optimization," 2014, cite arxiv:1412.6980Comment: Published as a conference paper at the 3rd International Conference for Learning Representations, San Diego, 2015.
- [44] S. B. Taieb and A. F. Atiya, "A bias and variance analysis for

multistep-ahead time series forecasting,” *IEEE Transactions on Neural Networks and Learning Systems*, vol. 27, no. 1, pp. 62–76, 2016.

- [45] F. Djeumou, C. Neary, E. Goubault, S. Putot, and U. Topcu, “Neural networks with physics-informed architectures and constraints for dynamical systems modeling,” 2021.