

# Parametric Estimation of Tempered Stable Laws

Till Massing\*

October 19, 2023

## Abstract

Tempered stable distributions are frequently used in financial applications (e.g., for option pricing) in which the tails of stable distributions would be too heavy. Given the non-explicit form of the probability density function, estimation relies on numerical algorithms which typically are time-consuming. We compare several parametric estimation methods such as the maximum likelihood method and different generalized method of moment approaches. We study large sample properties and derive consistency, asymptotic normality, and asymptotic efficiency results for our estimators. Additionally, we conduct simulation studies to analyze finite sample properties measured by the empirical bias, precision, and asymptotic confidence interval coverage rates and compare computational costs. We cover relevant subclasses of tempered stable distributions such as the classical tempered stable distribution and the tempered stable subordinator. Moreover, we discuss the normal tempered stable distribution which arises by subordinating a Brownian motion with a tempered stable subordinator. Our financial applications to log returns of asset indices and to energy spot prices illustrate the benefits of tempered stable models.

**Keywords:** Tempered stable distributions; Parametric estimation; Maximum likelihood method; Generalized Method of Moments

*2020 Mathematics Subject Classification:* 60E07;60G51;62F12;62P20

## 1 Introduction

We discuss parametric estimation methods for some well-known subclasses of tempered stable distributions. Estimation relies heavily on numerical methods as the probability density function is not given in closed form. This paper aims to compare available estimation methods both from an analytical as well as from a practical point of view.

Tempered stable distributions are relevant from both a theoretical perspective and in the context of financial applications. Since tempered stable distributions are infinitely divisible, they can be used as the underlying marginal distribution for tempered stable Lévy processes. They arise by tempering the Lévy measure of stable distributions with a suitable tempering function. Tempered stable distributions were introduced in Koponen (1995), where the associated Lévy process was called smoothly truncated Lévy flight, which itself is a generalization of Tweedie distributions (Tweedie 1984). Since then, tempered stable distributions have been generalized in several directions by mainly generalizing the class of tempering functions. Rosiński (2007) and Rosiński & Sinclair (2010) present a general framework for tempered stable distributions which contain the parametric subclasses to be considered in this paper. Further developments are surveyed in Grabchak (2016b).

The three subclasses we consider in this paper are the tempered stable subordinator (a one-sided distribution with finite variation), the classical tempered stable distribution (with the classical exponential tempering), and the normal tempered stable distribution (which is a normal-variance mixture with a tempered stable subordinator). The CGMY distribution (Carr et al. 2002) is a well-known special case of the classical tempered stable distribution which was introduced to model log-returns of stock prices. Tempered stable distributions have frequently been used for financial applications (Kim et al. 2008, Rachev et al. 2011, Fallahgoul & Loeper 2019). Furthermore, Kim et al. (2008) and Küchler & Tappe (2014) propose tempered stable distributions because the tails of tempered stable distributions are not too heavy for option pricing (contrary to stable distributions).

---

\*Faculty of Economics, University of Duisburg-Essen, Universitätsstr. 12, 45117 Essen, Germany.  
E-Mail: till.massing@uni-due.de

Estimation methods for generalized tempered stable distributions are still an active area of research. We compare various well-established estimation methods in the literature. The first is the traditional maximum likelihood (ML) method, which works by numerical optimization and Fourier inversion, see Kim et al. (2008), Rachev et al. (2011). Grabchak (2016a) proves strong consistency of the maximum likelihood estimator (MLE). Küchler & Tappe (2013) propose moment methods which are easier and faster than the ML method. We also use the generalized method of moments estimator by Feuerverger & McDunnough (1981) that is based on empirical characteristic functions and the generalized method of moments on a continuum of moment conditions by Carrasco & Kotchoni (2017). The latter method already turned out to be useful in estimating stable distributions, see Garcia et al. (2011). Further available methods include the method of simulated quantiles (Dominicy & Veredas 2013, Fallahgoul et al. 2019), and non- or semiparametric methods (Belomestny & Reiß 2015, Figueroa-López et al. 2022).

This paper contributes to the literature in three ways. First, we derive asymptotic theory for the ML method and the generalized method of moments for the three classes of tempered stable distributions. More precisely, we prove asymptotic efficiency and asymptotic normality of the estimators by verifying the set of sufficient conditions. Second, we compare finite sample properties of the estimators in a Monte Carlo study. Third, we illustrate that tempered stable distributions are more suitable in financial applications than stable distributions because the tails of the latter are too heavy. For this, we study log-returns of three financial time series namely the S&P 500, the German DAX, and the German EEX electricity spot prices.

The remainder of this paper is organized as follows. Section 2 presents formal definitions and properties of tempered stable distributions and some of their important subclasses. Section 3 discusses the estimation strategies and states their general asymptotic results. Section 4 contains our theoretical results. All proofs are relegated to the appendix. In Section 5 we conduct a simulation study to analyze finite sample properties. We discuss financial applications in Section 6. Section 7 concludes.

## 2 Tempered stable distributions

To establish notation, we describe some general properties of tempered stable distributions and the considered special cases in this paper. Recall that by the Lévy-Khintchine formula every distribution of an infinitely divisible random variable  $X$  can uniquely be described by its characteristic triple  $(a, \Sigma, \Pi)$ , such that

$$\mathbb{E} \left[ e^{itX} \right] = \exp \left( ita - \frac{1}{2} \Sigma t^2 + \int_{\mathbb{R}} \left( e^{itr} - 1 - itr \right) \Pi(dr) \right), \quad (1)$$

where  $a \in \mathbb{R}$ ,  $\sqrt{\Sigma} \geq 0$ , and  $\Pi$  is a measure on  $\mathbb{R}$  called *Lévy measure* satisfying

$$\int_{\mathbb{R}} (|r|^2 \wedge 1) \Pi(dr) < \infty,$$

which is to ensure that  $\Pi$  is  $\sigma$ -finite. A *subordinator* is a one-dimensional, (a.s.) non-decreasing Lévy process. It is common practice to represent subordinators in terms of their Laplace transform

$$E \left[ e^{-tX} \right] = \exp \left( -a_0 t + \int_0^\infty (e^{-tr} - 1) \Pi(dr) \right), \quad t \geq 0. \quad (2)$$

$a_0$  is called drift and  $\Pi$  is the Lévy measure.

Important special cases are so-called stable (or  $\alpha$ -stable) Lévy processes (see Sato (1999) or Nolan (2020)). One-dimensional stable processes are characterized by the Lévy measure

$$M(dr) = \left( \frac{\delta_+}{|r|^{1+\alpha}} \mathbb{1}_{(0,\infty)}(r) + \frac{\delta_-}{|r|^{1+\alpha}} \mathbb{1}_{(-\infty,0)}(r) \right) dr,$$

with  $\delta_+, \delta_- \geq 0$  s.t.  $(\delta_+, \delta_-) \neq (0, 0)$ .

Tempered stable distributions arise by tempering the Lévy measure of a stable distribution by a tempering function. The Lévy measure is

$$Q(dr) = \left( \frac{\delta_+ q(r, +1)}{|r|^{1+\alpha}} \mathbb{1}_{(0,\infty)}(r) + \frac{\delta_- q(r, -1)}{|r|^{1+\alpha}} \mathbb{1}_{(-\infty,0)}(r) \right) dr$$

where  $q : (0, \infty) \times \{\pm 1\} \rightarrow (0, \infty)$  is a Borel function. To be a tempering function according to Rosiński (2007), we require  $q(\cdot, u)$  to be completely monotone with  $\lim_{r \rightarrow \infty} q(r, u) = 0$  for each  $u \in \{\pm 1\}$ , i.e.,

$(-1)^n \frac{\partial^n}{\partial r^n} q(r, u) > 0$  for all  $r > 0, u \in \{\pm 1\}, n \in \mathbb{N}_0$ . It is called a proper tempered stable distribution if, in addition,  $\lim_{r \downarrow 0} q(r, u) = 1$  for  $u \in \{\pm 1\}$ . Proper tempered stable distributions follow the initial motivation by modifying the tails of stable distributions to make them lighter. Rosiński & Sinclair (2010) generalize tempered stable distributions by allowing  $q$  to only fulfill  $\lim_{r \rightarrow 0} \|q(r, \cdot) - g(\cdot)\|_{L^1(\{\pm 1\}, \rho)} = 0$  for some non-negative function  $g \in L^1(\{\pm 1\}, \rho)$ , and  $\rho$  is a finite measure on  $\{\pm 1\}$ . A number of parametric forms for  $q$  have been proposed in the literature, see Rachev et al. (2011) for some examples. In this paper, we mainly focus on the exponential (or classical) tempering function where we apply an exponentially decreasing function. See the next subsections for details. For both stable and tempered stable distributions, the Gaussian term  $\Sigma$  is zero.

## 2.1 Tempered stable subordinator

The first special case we discuss is the tempered stable subordinator (TSS). It is constructed from the stable subordinator which is a non-negative, increasing Lévy process with  $\alpha$ -stable marginals. In this case, the stability parameter  $\alpha$  needs to be in  $(0, 1)$ . Considering the characterization using the Laplace transform (2), the Lévy measure of a stable subordinator is

$$\frac{\delta}{r^{1+\alpha}} \mathbb{1}_{(0, \infty)}(r) dr,$$

where  $\delta > 0$  is a scale parameter, and the drift  $a_0$  is zero. For exponential tempering, the Lévy measure of the TSS distribution is given by

$$Q_{TSS}(dr) = \frac{e^{-\lambda r} \delta}{r^{1+\alpha}} \mathbb{1}_{(0, \infty)}(r) dr, \quad (3)$$

where  $\lambda > 0$  is the tempering parameter.

Let  $Y \sim TSS(\alpha, \delta, \lambda)$  be a TSS distributed random variable. Using (3) it is possible to derive the characteristic function of the TSS distribution. See Küchler & Tappe (2013, Lemma 2.5), for a proof of

$$\varphi_{TSS}(t; \theta) := \mathbb{E}_\theta \left[ e^{itY} \right] = \exp \left( \delta \Gamma(-\alpha) ((\lambda - it)^\alpha - \lambda^\alpha) \right), \quad (4)$$

with parameter vector  $\theta = (\alpha, \delta, \lambda)$ , where the power stems from the main branch of the complex logarithm.  $\mathbb{E}_\theta$  is the expectation operator w.r.t. the data generating process indexed by  $\theta$ .

The probability density function of tempered stable distributions is generally not available in closed form. For the density of the TSS distribution we can make use of the identity

$$f_{TSS}(y; \theta) = e^{-\lambda y - \lambda^\alpha \delta \Gamma(-\alpha)} f_{S(\alpha, \delta)}(y), \quad (5)$$

see Kawai & Masuda (2011, eq. (2.6)).  $S(\alpha, \delta)$  denotes the distribution of the  $\alpha$ -stable subordinator with scale parameter  $\delta$  and  $f_{S(\alpha, \delta)}(y)$  denotes its density. Both  $f_{TSS}(y; \theta)$  and  $f_{S(\alpha, \delta)}(y)$  are only defined on  $\mathbb{R}_+$ .  $f_{S(\alpha, \delta)}(y)$  is (except for a few special cases) not available in closed form. However, many software packages (like the `stabledist` or `Tweedie` packages in R) have fast computation routines based on series or integral representations. Combining such series representation with (5), we obtain a series representation for the TSS distribution

$$f_{TSS}(y; \theta) = e^{-\lambda y - \lambda^\alpha \delta \Gamma(-\alpha)} \frac{-1}{\pi} \sum_{k=1}^{\infty} \frac{(-1)^k}{k!} \Gamma(1 + \alpha k) \Gamma(1 - \alpha)^k \left( \frac{\delta}{\alpha} \right)^k y^{-(1+\alpha k)} \sin(\alpha \pi k), \quad (6)$$

see Bergström (1952), Nolan (2020).

The estimation method in Section 3.3 makes use of matching theoretical with empirical cumulants. Therefore, we state the cumulant generating function of the TSS distribution

$$\psi_{TSS}(t; \theta) = \delta \Gamma(-\alpha) ((\lambda - t)^\alpha - \lambda^\alpha),$$

for  $t \leq \lambda$ , derived in Küchler & Tappe (2013). Thus, the  $m$ -th order cumulants  $\kappa_m = \left. \frac{d^m}{dt^m} \psi(t) \right|_{t=0}$  are given by

$$\kappa_m = \Gamma(m - \alpha) \frac{\delta}{\lambda^{m-\alpha}}, \quad m \in \mathbb{N}. \quad (7)$$

Simulation, which we need in the Monte Carlo study, of TSS distributed random variates is straightforward by an acceptance-rejection algorithm, i.e., we first generate  $U \sim \mathcal{U}(0, 1)$  and  $V \sim S(\alpha, \delta)$ . If  $U \leq e^{-\lambda V}$  we set  $Y := V$ , otherwise we repeat the first step, see Kawai & Masuda (2011). See Hofert (2011) for the more efficient double rejection method. For the generation of stable random numbers see, e.g., Nolan (2020).

## 2.2 Centered and totally positively skewed tempered stable distribution

Closely related to the TSS distribution is the centered and totally positively skewed tempered stable distribution  $TS'(\alpha, \delta, \lambda)$  which is defined by its characteristic function

$$\exp \left( \int_{\mathbb{R}_+} \left( e^{itr} - 1 - itr \right) \frac{e^{-\lambda r} \delta}{r^{1+\alpha}} \right) = \exp \left( \delta \Gamma(-\alpha) \left( (\lambda - it)^\alpha - \lambda^\alpha + it\alpha\lambda^{\alpha-1} \right) \right),$$

for  $\alpha \in (0, 2)$ , where the power stems from the main branch of the complex logarithm. Note that here we use the characterization (1) instead of (2) although the Lévy measure is the same. For  $\alpha \in (0, 1)$ , we have the relation that if  $Y \sim TSS(\alpha, \delta, \lambda)$ , then  $Y - \delta\Gamma(1-\alpha)\lambda^{\alpha-1} \sim TS'(\alpha, \delta, \lambda)$ . In particular,

$$f_{TS'}(y; \alpha, \delta, \lambda) = f_{TSS}(y - \Gamma(1-\alpha)\delta\lambda^{\alpha-1}; \alpha, \delta, \lambda).$$

For  $\alpha \in (0, 2)$ , we additionally have

$$f_{TS'}(y; \alpha, \delta, \lambda) = e^{-\lambda y - \lambda^\alpha \delta (\alpha+1) \Gamma(-\alpha)} f_{S(\alpha, \delta)}(y - \Gamma(1-\alpha)\delta\lambda^{\alpha-1}), \quad (8)$$

where  $S(\alpha, \delta)$  is the totally positively skewed stable distribution with Lévy measure  $\delta r^{-\alpha-1} \mathbb{1}_{(0, \infty)}(r) dr$  and characteristic function

$$\exp \left( -\delta \frac{\Gamma(1-\alpha)}{\alpha} \cos(\pi\alpha/2) |t|^\alpha (1 - i \tan(\pi\alpha/2) \operatorname{sgn}(t)) \right).$$

Note that the TS' distribution is defined on  $(\Gamma(1-\alpha)\delta\lambda^{\alpha-1}, \infty)$  instead of  $\mathbb{R}_+$  as for the TSS distribution. This in fact makes classical asymptotic theory for the MLE infeasible and we only use the distribution as a tool for the CTS distribution to be defined in Subsection 2.3

Simulation of totally positively skewed tempered stable random variables is more involved than for the subordinator as the simple acceptance-rejection does not work for  $\alpha \in (1, 2)$ . Kawai & Masuda (2011) present several remedies, e.g., a truncated series representation by Rosiński (2001). We opt for the simulation approach of Baeumer & Meerschaert (2010), i.e., using an approximate acceptance-rejection algorithm which works as follows: first fix a number  $c > 0$ . Second, simulate  $U \sim \mathcal{U}(0, 1)$  and  $V \sim S(\alpha, \delta)$ . If  $U \leq e^{-\lambda(V+c)}$  we set  $Y := V - \Gamma(1-\alpha)\delta\lambda^{\alpha-1}$ , otherwise we return to the second step. The algorithm is not exact, i.e.,  $Y \approx TS'(\alpha, \delta, \lambda)$ . The number  $c$  controls the degree of approximation and also the acceptance rate. For too small  $c$ , the approximation might not be sufficient. For large  $c$ , the approximation improves; yet, the acceptance probability decreases and therefore the runtime elongates.

## 2.3 Classical tempered stable distribution

Next, we discuss one-dimensional classical tempered stable (CTS) distributions. They are defined by their Lévy measure

$$Q_{CTS}(dr) = \left( \frac{e^{-\lambda_+ r} \delta_+}{r^{1+\alpha}} \mathbb{1}_{(0, \infty)}(r) + \frac{e^{-\lambda_- |r|} \delta_-}{|r|^{1+\alpha}} \mathbb{1}_{(-\infty, 0)}(r) \right) dr$$

in representation (1).  $\alpha \in (0, 2)$  is the stability parameter,  $\delta_+, \delta_- > 0$  are scaling parameters,  $\lambda_+, \lambda_- > 0$  are tempering parameters and  $\mu$  is a location parameter. The indices  $+$  and  $-$  refer to the positive and negative parts of the distribution (centered around  $\mu$ ). We collect all parameters in the vector  $\theta = (\alpha, \delta_+, \delta_-, \lambda_+, \lambda_-, \mu)$ . Note that for the CTS distribution the parameter vector  $\theta$  is different than for the TSS distribution.

Let  $X \sim CTS(\alpha, \delta_+, \delta_-, \lambda_+, \lambda_-, \mu)$ , which is a distribution on  $\mathbb{R}$ . The characteristic function is given by

$$\begin{aligned} \varphi_{CTS}(t; \theta) := \mathbb{E}_\theta \left[ e^{itX} \right] &= \exp \left( it\mu + \delta_+ \Gamma(-\alpha) \left( (\lambda_+ - it)^\alpha - \lambda_+^\alpha + it\alpha\lambda_+^{\alpha-1} \right) \right. \\ &\quad \left. + \delta_- \Gamma(-\alpha) \left( (\lambda_- + it)^\alpha - \lambda_-^\alpha - it\alpha\lambda_-^{\alpha-1} \right) \right), \end{aligned} \quad (9)$$

for all  $\theta \in (0, 2) \times (0, \infty)^4 \times \mathbb{R}$  such that  $\alpha \neq 1$ . For  $\theta_1 = (1, \delta_+, \delta_-, \lambda_+, \lambda_-, \mu)$  the characteristic function of the CTS distribution has the form

$$\varphi_{CTS}(t; \theta_1) = \exp \left( it\mu + \delta_+ \left( (\lambda_+ - it) \log(1 - it/\lambda_+) + it \right) \right)$$

$$+\delta_- \left( (\lambda_- + it) \log(1 + it/\lambda_-) - it \right).$$

Note that the characteristic function and the density function are continuous in  $\alpha \in (0, 2)$ .

As for the TSS distribution, the density function of the CTS distribution does not exist in closed form. Crucially, even a simple relationship with a stable density as for the TSS distribution in (5) is not available. For numerical evaluations it is therefore necessary to rely on algorithms like the fast Fourier transform (FFT, see Brigham 1988) applied to the characteristic function (9).

As for the TSS distribution, we specify the cumulant generating function

$$\begin{aligned} \psi_{CTS}(t; \theta) = & t\mu + \delta_+ \Gamma(-\alpha) \left( (\lambda_+ - t)^\alpha - \lambda_+^\alpha + t\alpha\lambda_+^{\alpha-1} \right) \\ & + \delta_- \Gamma(-\alpha) \left( (\lambda_- + t)^\alpha - \lambda_-^\alpha - t\alpha\lambda_-^{\alpha-1} \right), \end{aligned} \quad (10)$$

for  $t \in [-\lambda_-, \lambda_+]$ . We use theoretical cumulants for cumulant matching below. The  $m$ -th order cumulants can be derived from (10) and take the form

$$\kappa_m = \Gamma(m - \alpha) \frac{\delta_+}{\lambda_+^{m-\alpha}} + (-1)^m \Gamma(m - \alpha) \frac{\delta_-}{\lambda_-^{m-\alpha}}, \quad (11)$$

for  $m \geq 2$  and  $\kappa_1 = \mu$ .

CTS distributed random variables can be constructed from totally positively skewed tempered stable random variables in the following way. Let  $Y_+ \sim TS'(\alpha, \delta_+, \lambda_+)$  and  $Y_- \sim TS'(\alpha, \delta_-, \lambda_-)$  and  $\mu \in \mathbb{R}$ . Then

$$X := Y_+ - Y_- + \mu \sim CTS(\alpha, \delta_+, \delta_-, \lambda_+, \lambda_-, \mu). \quad (12)$$

## 2.4 Normal tempered stable distribution

Another model that is often used in financial applications is the normal tempered stable (NTS) distribution. It is constructed as a classical normal variance mixture, see Barndorff-Nielsen & Shephard (2001). For this, let  $Y \sim TSS(\alpha, \delta, \lambda)$ , with  $(\alpha, \delta, \lambda) \in (0, 1) \times (0, \infty)^2$ . Let  $B \sim N(0, 1)$  be independent of  $Y$  and  $\beta, \mu \in \mathbb{R}$ . Set

$$Z = \sqrt{Y}B + \beta Y + \mu. \quad (13)$$

Then,  $Z$  is  $NTS(\theta)$  distributed, where for this case  $\theta = (\alpha, \beta, \delta, \lambda, \mu)$ . We can also obtain the NTS distribution by tempering a stable distribution. The corresponding tempering function can be found in Rachev et al. (2011, Table 3.4). Note that the tempering function is not completely monotone but it is in the class of generalized tempered stable distributions of Rosiński & Sinclair (2010).

For our parametrization, the characteristic function now takes the form

$$\varphi_{NTS}(t; \theta) = \mathbb{E}_\theta \left[ e^{itZ} \right] = \exp \left( it\mu + \delta \Gamma(-\alpha) \left( (\lambda - it\beta + t^2/2)^\alpha - \lambda^\alpha \right) \right), \quad (14)$$

where the power stems from the main branch of the complex logarithm. As for the CTS distribution, the density function is not available in closed form and numerical computation relies on the FFT.

In this case the cumulants do not have an easy pattern as for the other examples and so we omit them. We also do not propose a cumulant matching estimation method here.

Simulation of NTS distributed random variables is easy given independent TSS and standard normal random variables by invoking (13).

## 3 Estimation Methods

This section discusses some parametric estimation strategies available in the literature. We apply these to the tempered stable distributions considered above and derive asymptotic efficiency and normality in the next section. In this section, we briefly present the methods and some known general asymptotic results. Throughout this section let  $X$  be a random variable following one of the tempered stable distributions of Section 2 and let  $f(x; \theta)$  denote its density function, depending on the parameter vector  $\theta$ . Also, denote by  $\varphi_\theta(t)$  its characteristic function. Let  $\theta_0$  be the unknown true parameter vector. In this paper, we only consider the case of an i.i.d. sample  $X_1, \dots, X_n$  with density function  $f(x; \theta_0)$ .

### 3.1 Maximum likelihood estimation

Maximum likelihood estimation is standard in the literature and frequently used, for example in Kim et al. (2008). We numerically maximize the log-likelihood function

$$\ell_n(\theta) = \sum_{j=1}^n \log f(X_j; \theta)$$

w.r.t.  $\theta$ .

As described in the preceding section, the density functions of our distributions are not available in closed form but either via a series representation (TSS) or via the Fourier inversion (CTS and NTS)

$$f(x; \theta) = \frac{1}{2\pi} \int_{\mathbb{R}} e^{-itx} \varphi_{\theta}(t) dt \quad (15)$$

based on the characteristic function  $\varphi_{\theta}(t)$ , which is feasible because (9) and (14) are integrable. In practice, we use the FFT algorithm to approximate (15).

Among others, Newey & McFadden (1994, Theorem 3.3) (which we here follow) proved the limiting behavior of the maximum likelihood estimator as given in Proposition 1 under the following assumption.

**Assumption 1.**

- (i)  $\hat{\theta}_{n,ML}$  is consistent for  $\theta_0$ .
- (ii)  $\theta_0$  is an interior point of  $\Theta$  which is compact.
- (iii)  $f(x; \theta)$  is twice continuously differentiable in  $\theta$  and  $f(x; \theta) > 0$  in a neighborhood  $\mathcal{N}$  of  $\theta_0$  for all  $x$  in the domain of  $f$ .
- (iv)  $\int \sup_{\theta \in \mathcal{N}} \left\| \frac{\partial f(x; \theta)}{\partial \theta} \right\| dx < \infty$ ,  $\int \sup_{\theta \in \mathcal{N}} \left\| \frac{\partial^2 f(x; \theta)}{\partial \theta \partial \theta'} \right\| dx < \infty$ , with  $\mathcal{N}$  as in (iii).
- (v)  $I_{\theta_0} = \mathbb{E}_{\theta_0} \left[ \left( \frac{\partial \log f(X; \theta)}{\partial \theta} \right) \left( \frac{\partial \log f(X; \theta)}{\partial \theta} \right)' \right]_{\theta=\theta_0}$  is positive definite.
- (vi)  $\mathbb{E}_{\theta_0} \left[ \sup_{\theta \in \mathcal{N}} \left\| \frac{\partial^2 \log f(X; \theta)}{\partial \theta \partial \theta'} \right\| \right] < \infty$ , with  $\mathcal{N}$  as in (iii).

Some other references for asymptotic normality results under different sets of assumptions are Cramér (1946) or Le Cam (1956).

**Proposition 1.** *Under Assumption 1, the MLE*

$$\hat{\theta}_{n,ML} = \arg \max_{\theta \in \Theta} \ell(\theta)$$

*is consistent and*

$$n^{1/2}(\hat{\theta}_{n,ML} - \theta_0) \xrightarrow{\mathcal{L}} N(0, I_{\theta_0}^{-1}),$$

*as  $n \rightarrow \infty$ , where  $I_{\theta_0}^{-1}$  denotes the inverse of the Fisher information matrix (which exists due to Assumption 1(v)).*

### 3.2 Generalized Method of Moments

The generalized method of moments (GMM) by Hansen (1982) is suitable for estimating tempered stable laws. One approach to define moment conditions is to use the theoretical characteristic function  $\varphi_{\theta}(t)$  of  $X$ . The sample analogue for the realizations  $\{X_j\}_{j=1, \dots, n}$  is

$$\hat{\varphi}_n(t) = \frac{1}{n} \sum_{j=1}^n e^{itX_j}.$$

We form moment conditions

$$\mathbb{E}_{\theta_0} [h(t, X_j; \theta)] = 0$$

for all  $t \in \mathbb{R}$ , where

$$h(t, X_j; \theta) = e^{itX_j} - \varphi_{\theta}(t). \quad (16)$$

The sample analogue is denoted by

$$\hat{h}_n(t; \theta) = \frac{1}{n} \sum_{j=1}^n h(t, X_j; \theta) = \hat{\varphi}_n(t) - \varphi_\theta(t).$$

We now review some approaches on how to choose a set of  $t$ 's to obtain appropriate moment conditions. One way is to choose a finite grid  $\{t_1, \dots, t_R\} \subset \mathbb{R}$ . Feuerverger & McDunnough (1981) show that the asymptotic variance of the estimator can be made arbitrarily close to the Cramér-Rao bound by selecting the grid sufficiently fine. However, as argued by Carrasco & Kotchoni (2017), the grid size must not be larger than the sample size. Otherwise, the problem becomes ill-posed since the asymptotic variance matrix of the moment conditions becomes singular. Carrasco & Kotchoni (2017) generalize the empirical characteristic function GMM approach by introducing an estimator based on a continuum of moment conditions (CGMM). They derive that the asymptotic variance attains the Cramér-Rao bound. They solve the singularity issue of the asymptotic variance matrix by applying a suitable regularization. We discuss this approach in more detail below. For the case of the GMM estimator based on a discrete set of moment conditions, we follow Kharrat et al. (2016) in the numerical computations and also use a regularization to make the scheme numerically stable. We use an equally spaced grid. Other suggestions can be found in Kharrat et al. (2016).

Next, we describe the CGMM estimation method of Carrasco & Kotchoni (2017) based on Carrasco & Florens (2000) and Carrasco et al. (2007). We start by introducing some notation. Let  $\pi$  be a probability density on  $\mathbb{R}$  and  $L^2(\pi)$  be the Hilbert space of complex-valued functions such that

$$L^2(\pi) = \left\{ f : \mathbb{R} \rightarrow \mathbb{C} : \int |f(t)|^2 \pi(t) dt < \infty \right\}.$$

The inner product on  $L^2(\pi)$  is defined as

$$\langle f, g \rangle_{L^2(\pi)} = \int f(t) \overline{g(t)} \pi(t) dt$$

and the norm on  $L^2(\pi)$  as

$$\|g\|_{L^2(\pi)}^2 = \int |g(t)|^2 \pi(t) dt.$$

Let  $K$  be the asymptotic variance-covariance operator associated with the moment functions  $h(t, X; \theta)$ .  $K$  is an integral operator that satisfies

$$K : L^2(\pi) \rightarrow L^2(\pi) \\ f \mapsto g, \text{ where } g(t) = \int k(s, t) f(s) \pi(s) ds,$$

where  $k(s, t)$  is a kernel given by

$$k(s, t) = \mathbb{E}_{\theta_0} \left[ h(s, X; \theta_0) \overline{h(t, X; \theta_0)} \right], \quad (17)$$

with  $h$  given in (16). Then the efficient CGMM estimator is given by

$$\hat{\theta} = \arg \min_{\theta \in \Theta} \left\langle K^{-1} \hat{h}_n(\cdot; \theta), \hat{h}_n(\cdot; \theta) \right\rangle_{L^2(\pi)}.$$

The above CGMM is non-feasible because we need an estimate  $\hat{K}_n$  for  $K$ . To get a feasible estimator we first need to estimate  $k(s, t)$  in (17) with

$$\hat{k}_n(s, t) = \frac{1}{n} \sum_{j=1}^n \left( e^{is'X_j} - \hat{\varphi}_n(s) \right) \overline{\left( e^{it'X_j} - \hat{\varphi}_n(t) \right)}.$$

Second, an empirical operator  $\hat{K}_n$  with kernel function  $\hat{k}_n(s, t)$  is defined by

$$(\hat{K}_n f)(t) = \int \hat{k}(s, t) f(s) \pi(s) ds. \quad (18)$$

However, this choice is non-invertible. Therefore, Carrasco & Kotchoni (2017) estimate  $K^{-1}$  by

$$\hat{K}_{n,\gamma_n}^{-1} = \left( \hat{K}_n^2 + \gamma_n I \right)^{-1} \hat{K}_n.$$

$\gamma_n$  is (depending on the sample size) a sequence of regularization parameters which allow  $\hat{K}_{n,\gamma_n}^{-1} f$  to exist for all  $f \in L^2(\pi)$  and to dampen the sensitivity of  $\hat{K}_{n,\gamma_n}^{-1} f$  to variation in the input  $f$ . Then, the feasible CGMM estimator is given by

$$\hat{\theta}_{n,CGMM}(\gamma_n) = \arg \min_{\theta \in \Theta} \left\langle \hat{K}_{n,\gamma_n}^{-1} \hat{h}_n(\cdot; \theta), \hat{h}_n(\cdot; \theta) \right\rangle_{L^2(\pi)}.$$

Carrasco & Kotchoni (2017) show that the CGMM estimator is consistent, asymptotically efficient and asymptotically normal (for stationary Markov processes) given a set of assumptions. An earlier version Carrasco & Florens (2002) proves the statement for i.i.d. data with a simpler set of assumptions. We use their assumptions and prove that the tempered stable distributions fulfill them. More precisely, the assumptions are the following.

**Assumption 2.**

- (i) The observed data  $\{x_1, \dots, x_n\}$  are i.i.d. realizations of  $X$  which has values in  $\mathbb{R}$  and has p.d.f.  $f(x; \theta)$  with  $\theta \in \Theta \subset \mathbb{R}^q$  and  $\Theta$  is compact.
- (ii)  $\pi$  is the p.d.f. of a distribution that is absolutely continuous with respect to the Lebesgue measure and strictly positive for all  $x \in \mathbb{R}$ .  $L^2(\pi)$  is the Hilbert space of complex-valued functions that are square integrable with respect to  $\pi$ .
- (iii) The equation

$$E_{\theta_0} \left[ e^{itX} \right] - \varphi_{\theta}(t) = 0 \text{ for all } t \in \mathbb{R}, \pi\text{-a.s.}$$

has a unique solution  $\theta_0$  which is an interior point of  $\Theta$ .

- (iv)  $f(x; \theta)$  is continuously differentiable with respect to  $\theta$  on  $\Theta$ .
- (v)  $\int \sup_{\theta \in \Theta} \left\| \frac{\partial f(x; \theta)}{\partial \theta} \right\| dx < \infty$ .
- (vi)  $I_{\theta_0} = \mathbb{E}_{\theta_0} \left[ \left( \frac{\partial \log f(X; \theta)}{\partial \theta} \right) \left( \frac{\partial \log f(X; \theta)}{\partial \theta} \right)' \right] \Big|_{\theta=\theta_0}$  is positive definite.

We can take any choice of measure  $\pi$  such that (ii) is fulfilled. However, for some choices, numerical integration in (18) may be easier to perform. For example, we can use a uniform or normal distribution. Since characteristic functions uniquely determine distributions, (iii) ensures identifiability.

With this, the CGMM estimator satisfies the following asymptotic result.

**Proposition 2.** *Under Assumption 2, the CGMM estimator is consistent and*

$$n^{1/2}(\hat{\theta}_{n,CGMM}(\gamma_n) - \theta_0) \xrightarrow{\mathcal{L}} N(0, I_{\theta_0}^{-1}),$$

as  $n \rightarrow \infty$ ,  $\gamma_n n^{1/2} \rightarrow \infty$  and  $\gamma_n \rightarrow 0$ , where  $I_{\theta_0}^{-1}$  denotes the inverse of the Fisher information matrix (which exists due to Assumption 2(vi)).

In practice, we require a reasonable choice of the regularization parameter  $\gamma_n$ . Carrasco & Kotchoni (2017) derived the optimal estimator for  $\gamma_n$ . However, we choose for simplicity an ad-hoc method for selecting the regularization parameter as Carrasco & Florens (2002) found that the specific choice of the regularization parameter does not have a striking impact on the estimation precision in their simulations for the stable distribution.

### 3.3 Cumulant matching

We also discuss a method of cumulants approach which follows Küchler & Tappe (2013). They match empirical cumulants with their theoretical counterparts. We extend this by using Hansen's (1982) GMM framework. We call the approach generalized method of cumulants (GMC) to distinguish it from the GMM method using characteristic function moment conditions. However, it fits well into Hansen's (1982) framework allowing for standard asymptotic theory. This is because we can rewrite cumulant conditions



as moment conditions by using the well known relation between cumulants and moments. We start by formulating the problem as a method of moments. Let

$$\mathbb{E}_{\theta_0} [g(X; \theta)] = 0$$

denote the theoretical moment conditions and

$$\frac{1}{n} \sum_{j=1}^n g(X_j; \theta) = 0$$

the empirical moment conditions. We build the function  $g$  (which belong to moment and not cumulant conditions) by using the following relation between moments and cumulants

$$\begin{aligned} E(X) &= \kappa_1, \\ E(X^2) &= \kappa_2 + \kappa_1^2, \\ E(X^3) &= \kappa_3 + 3\kappa_2\kappa_1 + \kappa_1^3, \\ E(X^4) &= \kappa_4 + 4\kappa_3\kappa_1 + 3\kappa_2^2 + 6\kappa_2\kappa_1^2 + \kappa_1^4, \\ &\vdots \\ E(X^p) &= \sum_{m=1}^p B_{p,m}(\kappa_1, \dots, \kappa_{p-m+1}), \end{aligned}$$

where  $B_{p,m}$  denote incomplete Bell polynomials. In particular for  $p$  moment conditions, we choose  $g(X; \theta) = (g_1, \dots, g_p)'$  to be

$$\begin{aligned} g_1 &= X - \kappa_1, \\ g_2 &= X^2 - \kappa_2 - \kappa_1^2, \\ &\vdots \\ g_p &= X^p - \sum_{m=1}^p B_{p,m}(\kappa_1, \dots, \kappa_{p-m+1}). \end{aligned} \tag{19}$$

Here, the theoretical cumulants  $\kappa_m$  for the TSS distribution are given in (7), and for the CTS distribution, given in (11). For the NTS distribution, cumulants do not have an easy-to-use pattern which is why we do not use this method for the NTS distribution. The asymptotic result then is the following proposition. The proof can be found in Newey & McFadden (1994).

**Proposition 3.** *Under the assumptions of Newey & McFadden (1994) in Theorems 2.6 and 3.4, the GMC estimator*

$$\hat{\theta}_{n,GMC} = \arg \min_{\theta \in \Theta} \left( \frac{1}{n} \sum_{j=1}^n g(X_j; \theta) \right)' \hat{W} \left( \frac{1}{n} \sum_{j=1}^n g(X_j; \theta) \right),$$

where  $W$  is a positive definite weighting matrix and  $\hat{W}$  a consistent estimator, is consistent for  $\theta_0$ . Moreover,

$$n^{1/2}(\hat{\theta}_{n,GMC} - \theta_0) \xrightarrow{\mathcal{L}} N(0, (G'WG)^{-1}G'W\Omega W'G(G'WG)^{-1}),$$

with  $G = \mathbb{E}_{\theta_0} \left[ \frac{\partial g(X; \theta)}{\partial \theta} \right] \Big|_{\theta=\theta_0}$ ,  $\Omega = \mathbb{E}_{\theta_0} [g(X; \theta)g(X; \theta)']$ .

From standard GMM theory, we know that taking  $W = \Omega^{-1}$  and similarly  $\hat{W} = \hat{\Omega}^{-1}$  yields the most efficient GMM estimator, as long as  $\Omega$  is invertible. Invertibility is not necessarily given for all possible data sets for the GMC estimator. However, it typically holds in practice. Then, the asymptotic variance simplifies to  $(G'\Omega^{-1}G)^{-1}$ .

## 4 Asymptotic results

We present our asymptotic results for the MLE, the CGMM, and the GMC estimation method. The GMM method of Feurerer & McDunnough (1981) has already been discussed to have problems with the singularity of the asymptotic covariance matrix. All proofs can be found in Appendix A. We start with a theorem for the MLE.

**Theorem 1.** *The MLE  $\hat{\theta}_{n,ML}$  for  $\theta_0 \in \text{int}(\Theta)$  of*

- (a) *the TSS( $\alpha, \delta, \lambda$ ) distribution with  $\theta = (\alpha, \delta, \lambda) \in \Theta = [\varepsilon, 1 - \varepsilon] \times [\varepsilon, M]^2$ ,*
- (b) *the CTS( $\alpha, \delta_+, \delta_-, \lambda_+, \lambda_-, \mu$ ) distribution with  $\theta = (\alpha, \delta_+, \delta_-, \lambda_+, \lambda_-, \mu) \in \Theta = [\varepsilon, 2 - \varepsilon] \times [\varepsilon, M]^4 \times [-M, M]$ ,*
- (c) *the NTS( $\alpha, \beta, \delta, \lambda, \mu$ ) distribution with  $\theta = (\alpha, \beta, \delta, \lambda, \mu) \in \Theta = [\varepsilon, 1 - \varepsilon] \times [-M, M] \times [\varepsilon, M]^2 \times [-M, M]$ ,*

*is consistent, asymptotically normal and asymptotically efficient as  $n \rightarrow \infty$ .*

$\varepsilon > 0$  is a sufficiently small number and  $M > 0$  a sufficiently large number to ensure that the parameter space  $\Theta$  is compact. Grabchak (2016a, Section 3.2 & 3.3) has already established strong consistency. Therefore, it only remains to show asymptotic normality and efficiency.

We next show that the CGMM also possesses the desired asymptotic properties for our tempered stable distributions.

**Theorem 2.** *The CGMM estimator  $\hat{\theta}_{n,CGMM}(\gamma_n)$  for  $\theta_0 \in \text{int}(\Theta)$  of*

- (a) *the TSS( $\alpha, \delta, \lambda$ ) distribution with  $\theta = (\alpha, \delta, \lambda) \in \Theta = [\varepsilon, 1 - \varepsilon] \times [\varepsilon, M]^2$ ,*
- (b) *the CTS( $\alpha, \delta_+, \delta_-, \lambda_+, \lambda_-, \mu$ ) distribution with  $\theta = (\alpha, \delta_+, \delta_-, \lambda_+, \lambda_-, \mu) \in \Theta = [\varepsilon, 2 - \varepsilon] \times [\varepsilon, M]^4 \times [-M, M]$ ,*
- (c) *the NTS( $\alpha, \beta, \delta, \lambda, \mu$ ) distribution with  $\theta = (\alpha, \beta, \delta, \lambda, \mu) \in \Theta = [\varepsilon, 1 - \varepsilon] \times [-M, M] \times [\varepsilon, M]^2 \times [-M, M]$ ,*

*is consistent, asymptotically normal and asymptotically efficient as  $n \rightarrow \infty$  and  $\gamma_n n^{1/2} \rightarrow \infty$  and  $\gamma_n \rightarrow 0$ .*

Küchler & Tappe (2013, Lemma 6.1) showed that the method of cumulant matching is locally consistent, i.e., the equations of the moment conditions do have a root which is unique in an open neighborhood by the implicit function theorem. We show this for the GMC. However, the assumptions of Proposition 3 require that the root is unique for the whole domain. We show that this does not hold by constructing counterexamples for a global inverse function theorem. We do this for the TSS distribution. The CTS distribution works analogously.

**Theorem 3.** *Consider the GMC estimator  $\hat{\theta}_{n,GMC}$  of the the TSS( $\alpha, \delta, \lambda$ ) distribution with  $\theta = (\alpha, \delta, \lambda) \in \Theta = [\varepsilon, 1 - \varepsilon] \times [\varepsilon, M]^2$ . Then*

- (a)  *$\hat{\theta}_{n,GMC}$  is locally consistent,*
- (b) *the cumulant matching of Küchler & Tappe (2013) and more generally  $\hat{\theta}_{n,GMC}$  are not globally consistent.*

This means it might be the case that, depending on the true  $\theta_0$ , more than one root exists. However, these counterexamples are somewhat artificial, see Remark 1 in the Appendix.

## 5 Monte Carlo study

In this section, we compare empirical properties of the proposed estimators in a simulation study. In order to do so, we simulate  $n = 100$  and  $n = 1000$  random numbers distributed according to the distributions TSS(0.5, 1, 1), CTS(1.5, 1, 1, 1, 0), and NTS(0.5, 0, 1, 1, 0). We estimate the parameters using the MLE, the GMM method according to Feuerverger & McDunnough (1981), the and CGMM method according to Carrasco & Kotchoni (2017). For the TSS and CTS distributions, we additionally compute the GMC estimator using three different numbers of moment conditions, i.e., the just-identified case (3 moment conditions for TSS, 6 moment conditions for CTS) and two overidentified cases (4 and 5 moment conditions for TSS, 7 and 8 moment conditions for CTS). For all optimization problems we use the `optim` function in R with the L-BFGS-B method by Byrd et al. (1995), which is suitable for box-constraint optimization. We evaluate the density functions with the FFT method for the CTS and NTS distributions using the `fft` function in R. For the TSS distribution, we employ the relation with the stable distribution (5) and the `stabledist` package (Wuertz et al. 2016) package. We use the uniform distribution for  $\pi$ .<sup>1</sup> For the

<sup>1</sup>For comparison, we have also used the normal distribution, but the results are robust to this choice and hence not reported.

GMC estimator, we compute a first step estimator  $\hat{\theta}_{(1)}$  using the identity matrix as the weighting matrix. With this, we compute  $\hat{\Omega} = n^{-1} \sum_{j=1}^n g(X_j; \hat{\theta}_{(1)})g(X_j; \hat{\theta}_{(1)})'$  and next the asymptotically efficient GMC estimator with the weighting matrix  $\hat{\Omega}^{-1}$ . To avoid problems with numerical inversion, for this case, we also use a regularization as for GMM and CGMM. We choose a cut-off regularization (see Carrasco & Florens 2000) for GMM<sup>2</sup> and a Tikhonov regularization for GMC and CGMM. For all setups, we choose a regularization parameter of 0.01. However, we note that for the regularization parameter fine-tuning is possible to obtain more precise estimation results. Jüssen (2023), in his Master's thesis, reports estimation results for  $\gamma_n = 0.1$ , finding a slight, yet not striking improvement of the accuracy. The implemented routines are in the **TempStable** package (Massing & Jüssen 2023). We repeat the experiments in 10,000 independent Monte Carlo replications.

Table 1 shows empirical bias and the empirical root mean squared errors (RMSE) (in parenthesis) for the TSS distribution for each of the parameters. In the last column, we display the average runtime for estimation in seconds. The striking difference is that while the GMM and the GMC estimation perform in less than a second MLE and CGMM need considerably more time to compute. As expected, the estimates are more precise for a larger sample. Importantly, all methods (except the MLE) suffer from a small sample size which implies that the algorithms run into boundary solutions (i.e., finding stability parameters close to zero). This implies a negative empirical bias for  $\alpha$ . The MLE outperforms the other methods followed by CGMM. The GMC with 4 moment conditions also works fairly well, adding further moment conditions has no additional value.

	$n$	$\alpha$	$\delta$	$\lambda$	time
CGMM	100	-0.071 (0.22)	0.458 (1.041)	0.206 (0.594)	43
	1000	-0.011 (0.073)	0.057 (0.262)	0.031 (0.192)	1256
GMC ( $p = 3$ )	100	-0.169 (0.282)	0.982 (1.637)	0.448 (0.796)	0.2
	1000	-0.028 (0.096)	0.127 (0.358)	0.072 (0.243)	0.6
GMC ( $p = 4$ )	100	-0.142 (0.27)	0.752 (1.388)	0.345 (0.687)	0.4
	1000	-0.002 (0.068)	0.02 (0.226)	0.005 (0.177)	0.8
GMC ( $p = 5$ )	100	-0.037 (0.292)	0.489 (1.359)	0.489 (0.742)	0.5
	1000	-0.033 (0.089)	0.139 (0.347)	0.099 (0.215)	1
GMM	100	-0.103 (0.261)	0.706 (1.488)	0.292 (0.749)	0.6
	1000	-0.013 (0.077)	0.063 (0.275)	0.034 (0.198)	0.6
MLE	100	-0.004 (0.117)	0.098 (0.518)	0.056 (0.409)	82
	1000	-0.001 (0.038)	0.013 (0.137)	0.01 (0.125)	802

Table 1: Empirical bias and RMSE (in parenthesis) for the parameters of the TSS distribution for different estimation methods. Last column shows average runtime in seconds.

Table 2 shows similar experimental results for the CTS distribution. Again, we report the empirical bias and the RMSE for each of the parameters. As expected, estimating 6 parameters is more demanding than estimating 3 as above. We see that for the GMC and GMM methods extremely high values of bias and RMSEs occur, which is due to rare extremely high parameter estimates. Therefore, we also compute the median absolute deviation (MAD) from the true parameters, printed in square brackets. Generally, we observe that all methods fail to provide good estimates for 100 observations. In this case, the optimization algorithms find boundary solutions for many of the randomly drawn sets. Thus, the CTS distribution

<sup>2</sup>We also tried the LF and the Tikhonov regularization with no qualitative difference.

should only be used as a model if the sample size is not too small. The GMC and GMM methods also fail for 1000 observations for most of the Monte Carlo replications. For 1000 observations, the MLE performs better than the latter methods. However, it still has difficulties to estimate the stability index correctly in some instances. The CGMM method has the longest runtime but works fairly well especially compared with the other estimators. Boundary estimates rarely occur.

	$n$	$\alpha$	$\delta_+$	$\delta_-$	$\lambda_+$	$\lambda_-$	$\mu$	time
CGMM	100	-0.518 (0.778) [0.427]	2.207 (6.096) [0.999999]	2.377 (6.369) [0.999999]	2.918 (6.398) [1.114]	2.76 (6.091) [1.117]	0.001 (0.184) [0.124]	143
		-0.05 (0.157) [0.074]	0.607 (2.028) [0.788]	0.671 (2.01) [0.8]	1.841 (3.949) [0.626]	1.781 (3.88) [0.624]	0 (0.059) [0.039]	
	1000	-0.903 (1.206) [1.49999]	1.48E5 (4.92E6) [1.432]	1.14E5 (4.96E6) [1.571]	1.55E8 (9.84E9) [1.825]	2.12E8 (2E10) [1.82]	0 (0.221) [0.145]	5443
		-0.865 (1.113) [1.175]	2.79E5 (9.47E6) [3.521]	6.11E5 (2.34E7) [3.959]	3.16E8 (2.17E7) [1.584]	7.82E8 (7.4E4) [1.636]	0 (0.06) [0.039]	
GMC (p=6)	100	-0.903 (1.206) [1.49999]	1.48E5 (4.92E6) [1.432]	1.14E5 (4.96E6) [1.571]	1.55E8 (9.84E9) [1.825]	2.12E8 (2E10) [1.82]	0 (0.221) [0.145]	1
		-0.865 (1.113) [1.175]	2.79E5 (9.47E6) [3.521]	6.11E5 (2.34E7) [3.959]	3.16E8 (2.17E7) [1.584]	7.82E8 (7.4E4) [1.636]	0 (0.06) [0.039]	
	1000	-0.865 (1.113) [1.175]	2.79E5 (9.47E6) [3.521]	6.11E5 (2.34E7) [3.959]	3.16E8 (2.17E7) [1.584]	7.82E8 (7.4E4) [1.636]	0 (0.06) [0.039]	3
		-0.865 (1.113) [1.175]	2.79E5 (9.47E6) [3.521]	6.11E5 (2.34E7) [3.959]	3.16E8 (2.17E7) [1.584]	7.82E8 (7.4E4) [1.636]	0 (0.06) [0.039]	
GMC (p=7)	100	0.281 (0.563) [0.499]	275.6 (9876) [0.9995]	361.6 (1.24E4) [0.99995]	2.65E5 (2.5E7) [0.92]	5918 (2.86E5) [0.918]	-0.001 (0.482) [0.166]	3
		0.158 (0.586) [0.479]	1.5E4 (8.9E5) [0.99998]	1.26E5 (1.1E7) [0.99998]	5.27E8 (3.4E10) [0.888]	9.41E7 (5.9E9) [0.861]	0.001 (0.07) [0.043]	
	1000	0.158 (0.586) [0.479]	1.5E4 (8.9E5) [0.99998]	1.26E5 (1.1E7) [0.99998]	5.27E8 (3.4E10) [0.888]	9.41E7 (5.9E9) [0.861]	0.001 (0.07) [0.043]	4
		0.158 (0.586) [0.479]	1.5E4 (8.9E5) [0.99998]	1.26E5 (1.1E7) [0.99998]	5.27E8 (3.4E10) [0.888]	9.41E7 (5.9E9) [0.861]	0.001 (0.07) [0.043]	
GMC (p=8)	100	-0.313 (0.887) [0.499995]	3044 (2.13E5) [0.99999]	2302 (1.6E5) [0.99999]	3.18E5 (1.67E7) [0.964]	1.14E6 (7.1E7) [0.987]	0.002 (0.109) [0.19]	2
		-0.26 (0.83) [0.499998]	1425 (9.04E4) [0.999999]	9768 (8.61E5) [0.999999]	2.47E5 (2.1E7) [1.135]	5.63E5 (5.1E7) [1.202]	-0.001 (0.208) [0.051]	
	1000	-0.26 (0.83) [0.499998]	1425 (9.04E4) [0.999999]	9768 (8.61E5) [0.999999]	2.47E5 (2.1E7) [1.135]	5.63E5 (5.1E7) [1.202]	-0.001 (0.208) [0.051]	4
		-0.26 (0.83) [0.499998]	1425 (9.04E4) [0.999999]	9768 (8.61E5) [0.999999]	2.47E5 (2.1E7) [1.135]	5.63E5 (5.1E7) [1.202]	-0.001 (0.208) [0.051]	
GMM	100	-1.207 (1.318) [1.499999]	19.7 (56.63) [1.91]	20.31 (59.25) [2.129]	18.3 (120.9) [2.263]	17.7 (92.04) [2.2]	-0.001 (0.256) [0.128]	5
		-0.802 (1.021) [0.816]	13.16 (28.13) [3.755]	13.57 (28.46) [4.222]	7.828 (23.88) [2.724]	8.015 (24.91) [2.728]	0 (0.074) [0.043]	
	1000	-0.802 (1.021) [0.816]	13.16 (28.13) [3.755]	13.57 (28.46) [4.222]	7.828 (23.88) [2.724]	8.015 (24.91) [2.728]	0 (0.074) [0.043]	13
		-0.802 (1.021) [0.816]	13.16 (28.13) [3.755]	13.57 (28.46) [4.222]	7.828 (23.88) [2.724]	8.015 (24.91) [2.728]	0 (0.074) [0.043]	
MLE	100	-0.856 (1.131) [1.1239]	5.69 (13.01) [0.999999]	6.02 (13.94) [0.999999]	1.695 (10.75) [10.013]	2.204 (18.71) [1.045]	0.002 (0.183) [0.123]	390
		-0.292 (0.716) [0.399]	2.6 (6.638) [0.97]	2.775 (6.877) [0.975]	0.809 (1.382) [0.819]	0.842 (1.409) [0.827]	0 (0.058) [0.039]	
	1000	-0.292 (0.716) [0.399]	2.6 (6.638) [0.97]	2.775 (6.877) [0.975]	0.809 (1.382) [0.819]	0.842 (1.409) [0.827]	0 (0.058) [0.039]	3919
		-0.292 (0.716) [0.399]	2.6 (6.638) [0.97]	2.775 (6.877) [0.975]	0.809 (1.382) [0.819]	0.842 (1.409) [0.827]	0 (0.058) [0.039]	

Table 2: Empirical bias, RMSE (in parenthesis) and MAD [in square brackets] for the parameters of the CTS distribution for different estimation methods. Last column shows average runtime in seconds.

Table 3 presents the results for the NTS distribution. For this distribution, we only use the CGMM, the GMM, and the ML methods. As before, a larger sample is beneficial since small samples lead to boundary estimates. For example, the bias and RMSE for  $\beta$  are very large for the GMM method because of large outliers. As for the CTS above, the CGMM method seems to perform better than MLE and much better than the GMM method, which performs poorly even for a larger sample.

Next, we test the asymptotic normality of the parameters by computing the coverage of asymptotic confidence intervals based on the inverse of the Fisher information matrix. Unfortunately, the Fisher information matrix is cumbersome to compute for the CTS and NTS distributions because they rely on several numerical algorithms (FFT, numerical derivation, and numerical integration) such that the result is numerically unstable. For the TSS distribution, there exists the relation to the stable distribution (5) and series representations like (6). Thus, we restrict ourselves to the analysis for the TSS distribution.

	$n$	$\alpha$	$\beta$	$\delta$	$\lambda$	$\mu$	time
CGMM	100	0.084 (0.278)	-0.033 (2.535)	0.128 (0.938)	2.515 (5.641)	0.044 (3.146)	75
	1000	0.025 (0.121)	0.001 (0.21)	-0.039 (0.375)	0.081 (0.73)	-0.0004 (0.333)	1653
GMM	100	-0.063 (0.412)	-2.38E6 (2.38E8)	1.891 (19.062)	15.606 (169.6)	0.231 (8.757)	3
	1000	-0.14 (0.417)	-0.002 (5.44)	1.572 (2.985)	0.972 (3.012)	-0.037 (6.719)	5
MLE	100	0.011 (0.403)	-0.007 (3.952)	0.334 (3.716)	1.873 (7.831)	0.021 (1.744)	185
	1000	-0.105 (0.366)	0.002 (0.172)	1.0377 (2.101)	0.129 (1.173)	-0.003 (0.279)	2063

Table 3: Empirical bias and RMSE (in parenthesis) for the parameters of the NTS distribution for different estimation methods. Last column shows average runtime in seconds.

Table 4 reports the coverage (in %) of asymptotic confidence intervals with a nominal confidence level of 95% for the three different parameters. To compute these, we have used the very same setup and parameter estimation results as for Table 1 above. As for the comparison of the bias and RMSE, the MLE outperforms the other methods but this time very clearly. All other methods have a smaller coverage which is far from the nominal level although we observe an improvement with increasing sample size. The MLE coverage rate is close to the nominal confidence level for large sample sizes.

	$n$	$\alpha$	$\delta$	$\lambda$
CGMM	100	68.19	67.54	72.64
	1000	62.59	68.94	73.71
GMC ( $p = 3$ )	100	63.12	62.71	65.7
	1000	52.56	59.68	64.95
GMC ( $p = 4$ )	100	63.35	63.25	70.51
	1000	66.95	71.84	76.79
GMC ( $p = 5$ )	100	66.4	67.58	71.86
	1000	65.37	73.7	80.29
GMM	100	59.3	58.64	63.77
	1000	60.66	67.35	72.88
MLE	100	83.28	81.34	85.94
	1000	88.6	89.07	89.45

Table 4: Confidence interval coverage (in %) for the parameters of the TSS distribution for different estimation methods with a confidence level of 95%.

We have also tried other parameter constellations for  $\theta$  without any qualitative difference except for  $\alpha$  when it is close to the boundary. We omit the details here. To conclude, the CGMM works well for all three examples and is the only reliable estimator for the CTS distribution. Unfortunately, the runtime is quite lengthy as well as for the MLE, which finds boundary solutions more frequently. The GMM and GMC estimators are only reasonable for the TSS subordinator. Therefore, we recommend using the CGMM estimator for the CTS and NTS distribution.

## 6 Applications

We discuss financial applications to motivate the use of tempered stable distributions. Tempered stable distributions have already been proposed to model log-returns of financial assets, see e.g., Carr et al. (2002), Fallahgoul & Loeper (2019). In the case of electricity markets, e.g., Sabino (2022) models the evolution of electricity spot prices by a tempered stable driven Ornstein-Uhlenbeck process.

Here, we analyze log-returns of three financial assets. We consider the S&P 500 index (2012-06-01 to 2022-05-31), the German DAX index (2012-06-01 to 2022-05-31), and base-load spot prices from the

German power exchange EEX (2018-09-30 to 2022-05-31). We obtain daily data from Refinitiv’s Eikon. Before modeling tempered stable distributions we perform some simple manipulations and fit preliminary models to clean the data. In this order, we first deseasonalize the data of the EEX regarding its weekly profile by applying a moving average filter, see Weron (2005, 2007). Second, we exclude the rare cases of negative prices of the EEX. Next, we compute log-returns for the three indices (for the EEX we also omit all log-returns next to days with negative prices). Last, we fit GARCH(1,1) models (with normal errors) using the `tseries` package (Trapletti & Hornik 2020) to each of the log-return series to remove stochastic volatility from the data which can mistakenly interpreted as evidence for heavy tailed distributions (Fallahgoul & Loeper 2019). We then fit the CTS, the NTS, and the stable distributions to the residuals of the GARCH model. With this approach, we follow Goode et al. (2015) who found that this quasi-MLE performs nearly identically as a correctly specified MLE of a GARCH model with CTS or NTS distributed errors as in Kim et al. (2008).

Figures 1 to 3 show the original time series (a), the (deseasonalized where appropriate) log-returns (b), and the GARCH residuals (c). We observe in panels (b) that for each of the series of log-returns stochastic volatility is apparent. The GARCH residuals do not exhibit volatility clustering anymore. However, the residuals reveal skewness and heavy tails which is why we next fit tempered stable distributions to them.

We compare the CTS and the NTS distributions with a univariate stable distribution as a baseline model (the TSS distribution is not considered since it only models positive data and here data can be negative). Needless to say, there are plenty of other models for log-returns in the literature, e.g., generalized hyperbolic models (and their subclasses) by Barndorff-Nielsen (1977), or finite mixture models (Massing & Ramos 2021). For conciseness, we do not present them here but refer to the aforementioned references and Massing (2019b) for a comparison.

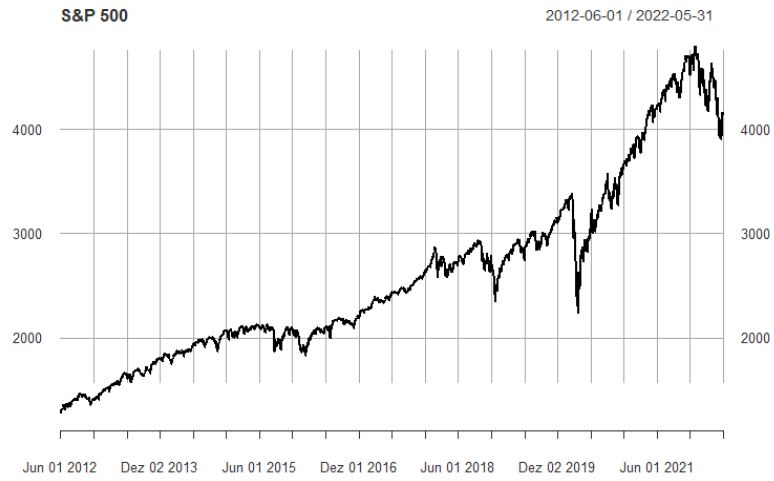
To compare the goodness-of-fit we use the Kolmogorov-Smirnov (KS) and the Anderson-Darling (AD) statistics. Lower statistics indicate a better fit. It is known that the KS distance better reflects the fit around the center of the distribution while the AD statistic concentrates on the tails of the distributions (Razali et al. 2011). Of course, the CTS and the NTS distributions have a larger number of parameters hence a better fit is to be expected. Therefore, we also compute the Akaike Information Criterion (AIC) and the Bayesian Information Criterion (BIC) to penalize large models to avoid overfitting. The penalization of larger models is higher for the BIC.

For brevity, we decide to only present estimates and plots obtained with the CGMM estimator. Table 5 shows parameter estimates for the three time series and the three distributions. Table 6 presents KS, AD, AIC, and BIC statistics.

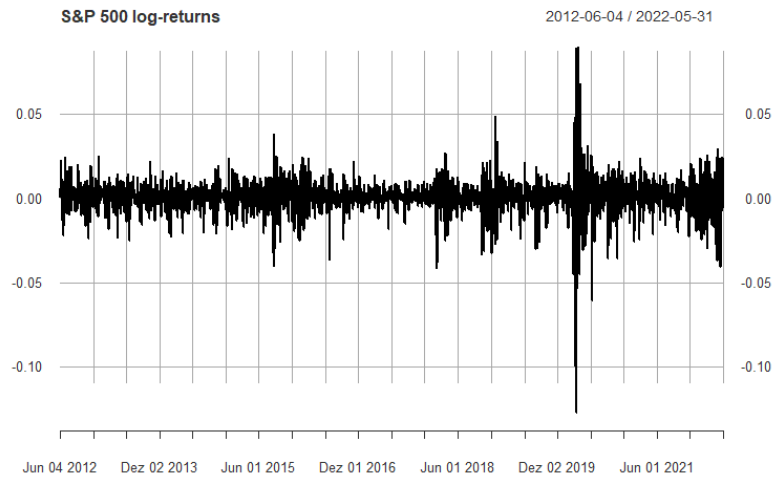
		$\alpha$	$\beta$	$\delta_+$	$\delta_-$	$\lambda_+$	$\lambda_-$	$\mu$
S&P ( $n = 2514$ )	Stable	1.847		0	0.114			0.177
	CTS	0.659		0.37	0.996	1.218	1.139	0.054
	NTS	0.31	-0.382	0.788		1.185		0.404
DAX ( $n = 2527$ )	Stable	1.87		0.009	0.091			0.11
	CTS	0.614		0.513	0.984	1.255	1.212	0.025
	NTS	0.224	-0.231	0.952		1.229		0.248
EEX ( $n = 1322$ )	Stable	1.713		0.023	0.123			0.107
	CTS	0.369		0.514	0.378	1.24	0.7	-0.032
	NTS	0.702	-0.251	0.155		0.125		0.175

Table 5: Parameter estimates for the stable, the CTS and the NTS distributions fitted to S&P 500, DAX and EEX GARCH residuals. The numbers in parenthesis are the sample sizes of the GARCH residuals.

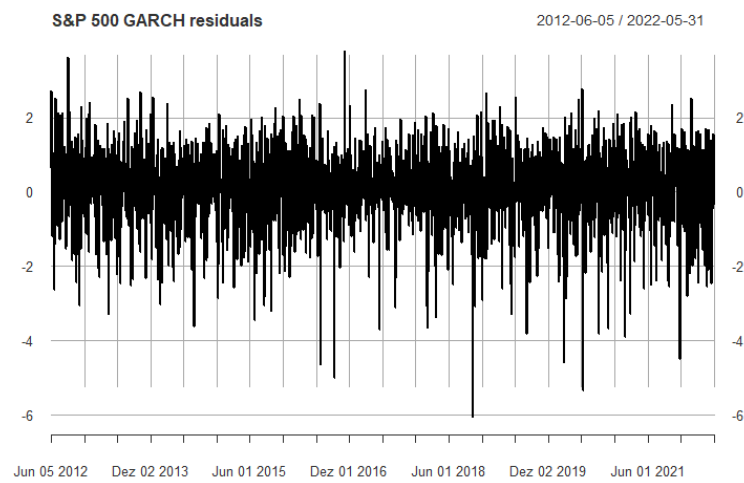
For the KS and AD statistics, we observe a mixed pattern. For the S&P 500 the stable distribution is favored while for the DAX and EEX the CTS or NTS distributions have lower values. While in each case the NTS distribution has the lowest AIC, the stable distribution always has the lowest BIC. To visualize goodness-of-fit we moreover depict QQ-plots. Figures 4–6 plot sample quantiles versus theoretical quantiles for the different scenarios. The solid line is the reference line. We observe that, although in some cases the stable distribution has lower KS or AD statistics, the QQ-plots suggest that the tails of the stable distribution are too heavy. CTS and NTS distributions seem to provide a better fit.



(a) Price process



(b) Log-returns

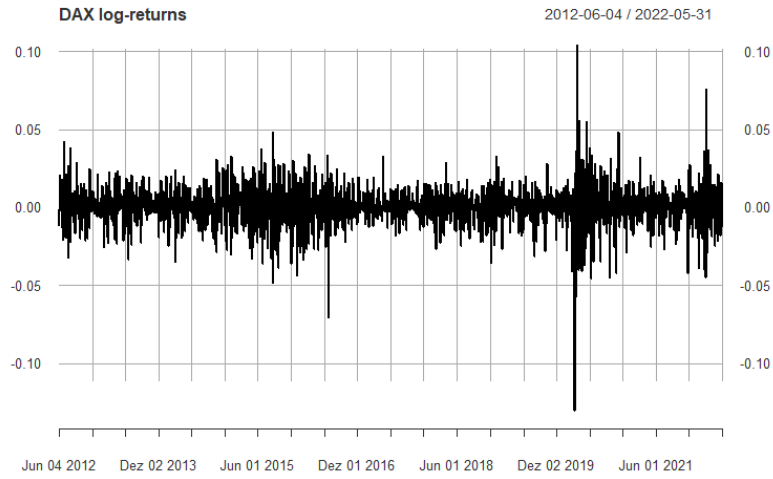


(c) GARCH residuals

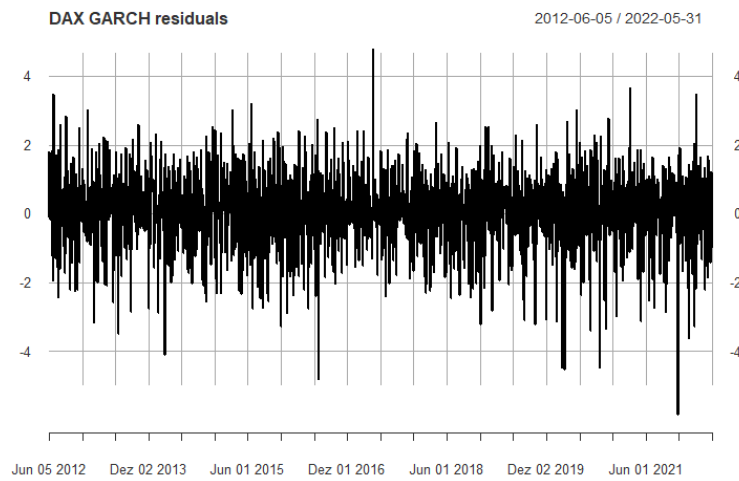
Figure 1: Price process (a), log-returns (b) and GARCH residuals (c) for the S&P 500 index from 2012-06-01 to 2022-05-31.



(a) Price process



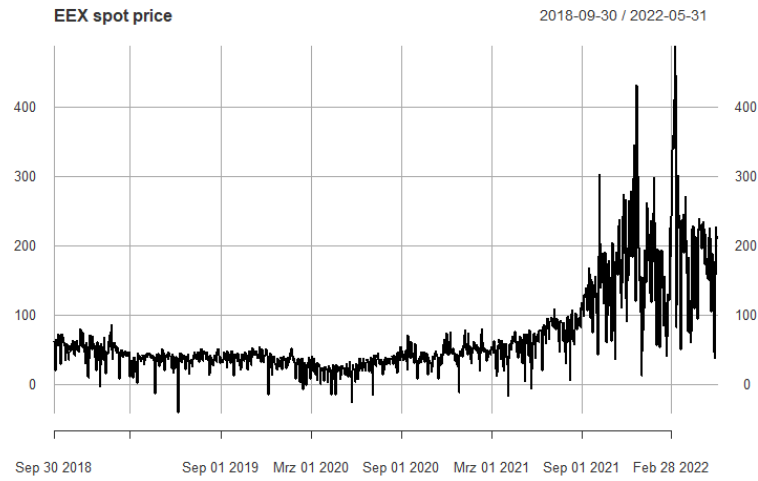
(b) Log-returns



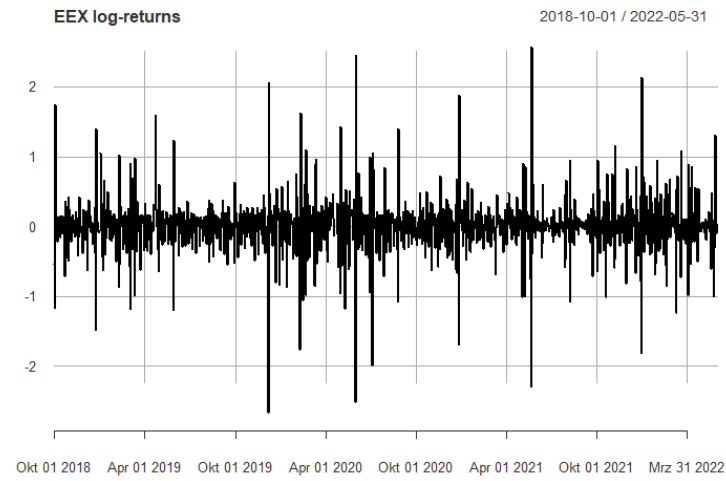
(c) GARCH residuals

Figure 2: Price process (a), log-returns (b) and GARCH residuals (c) for the DAX index from 2012-06-01 to 2022-05-31.

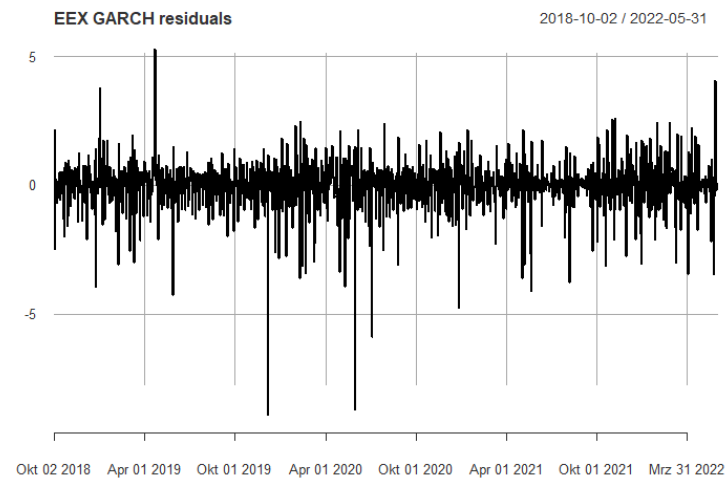




(a) Price process

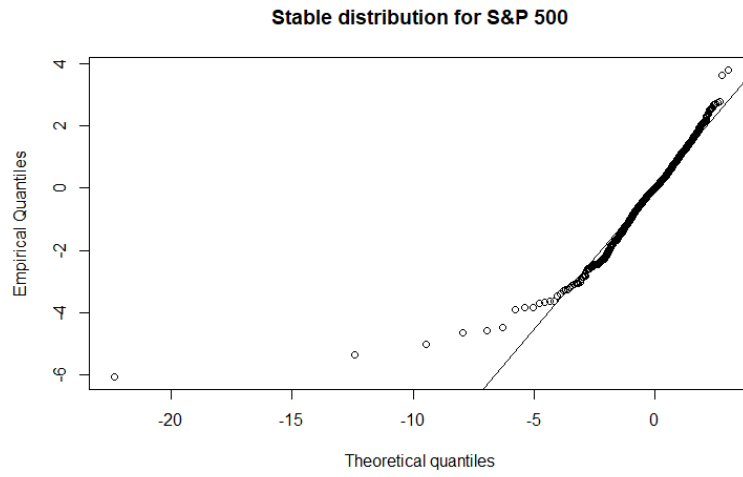


(b) Log-returns

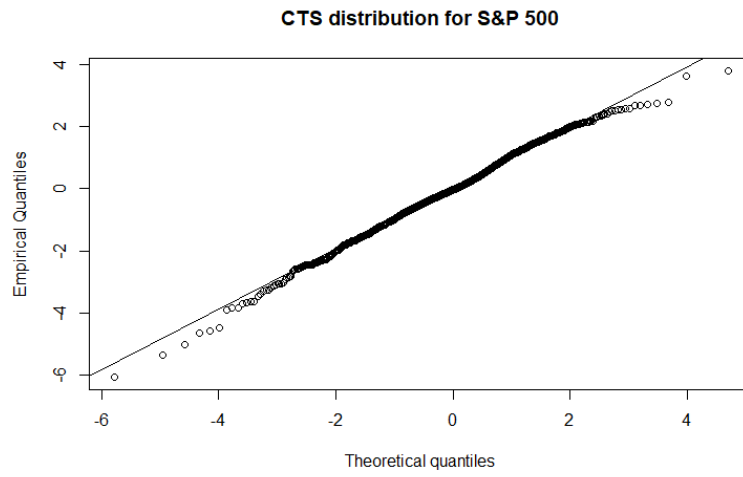


(c) GARCH residuals

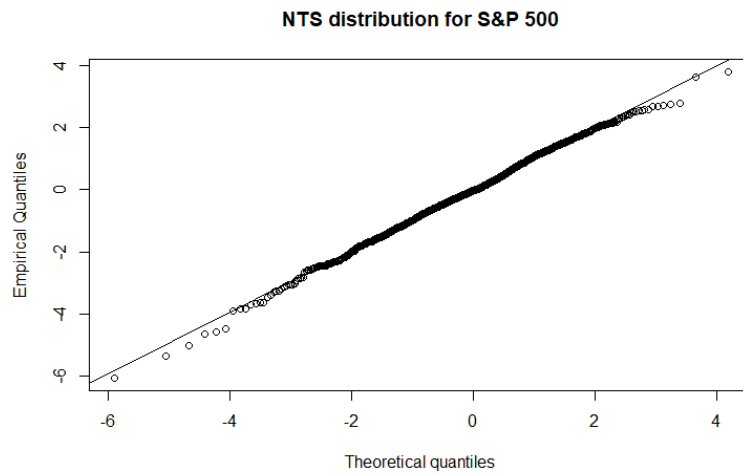
Figure 3: Price process (a), deseasonalized log-returns (b) and GARCH residuals (c) for the EEX from 2018-09-30 to 2022-05-31.



(a)

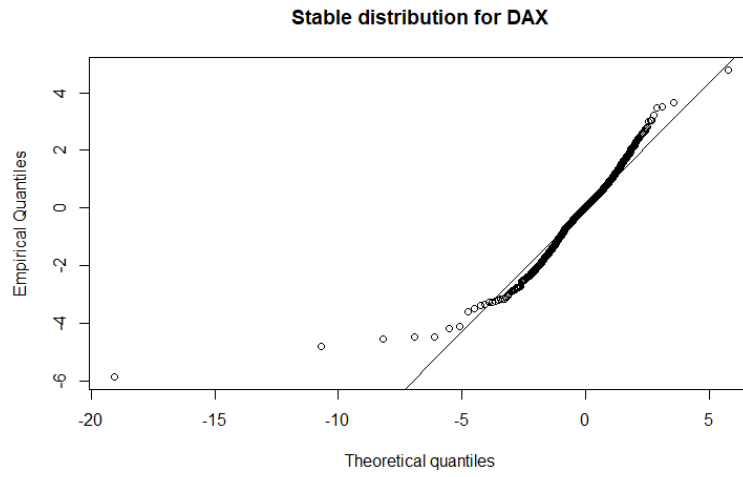


(b)

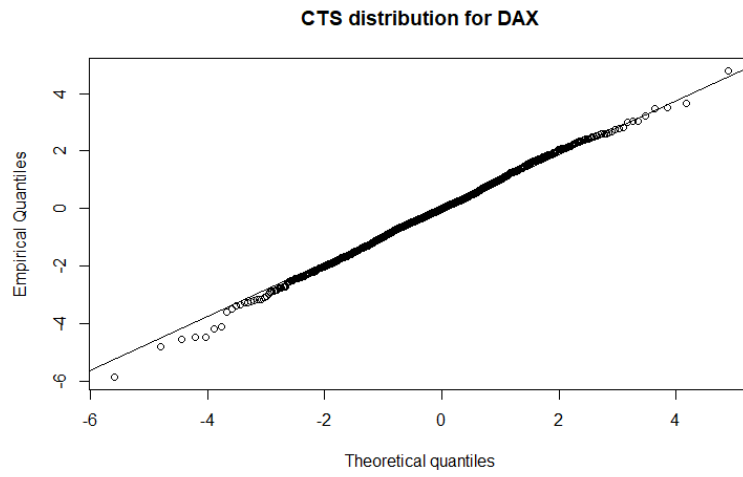


(c)

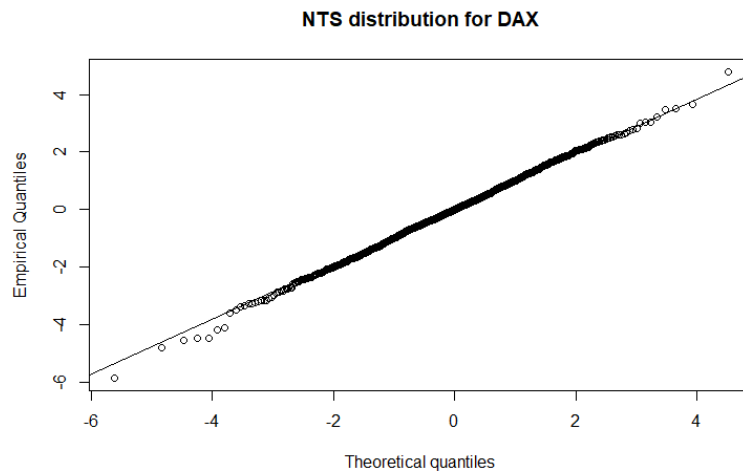
Figure 4: QQ-Plots comparing the goodness-of-fit of the stable, the CTS and the NTS distributions for the S&P 500. The solid line is the reference line.



(a)

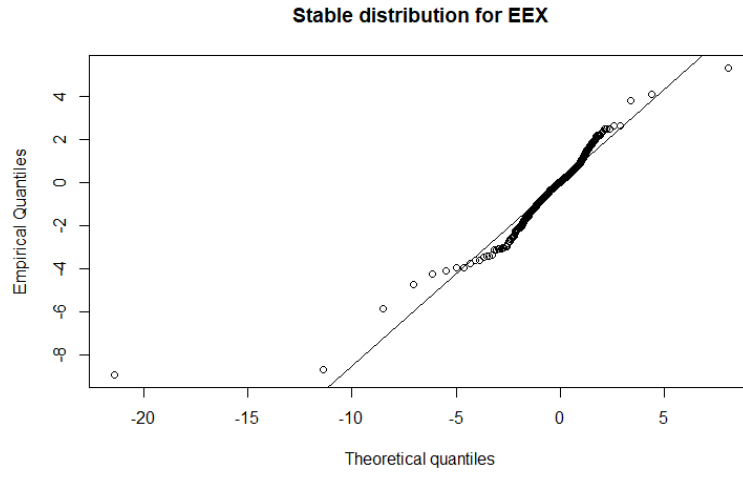


(b)

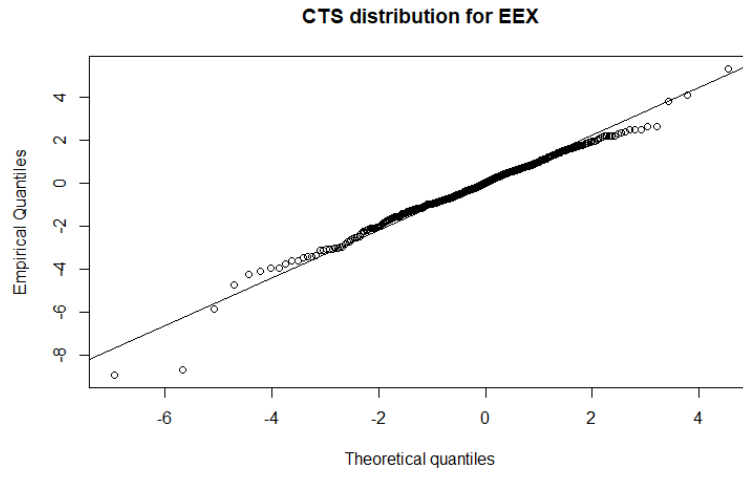


(c)

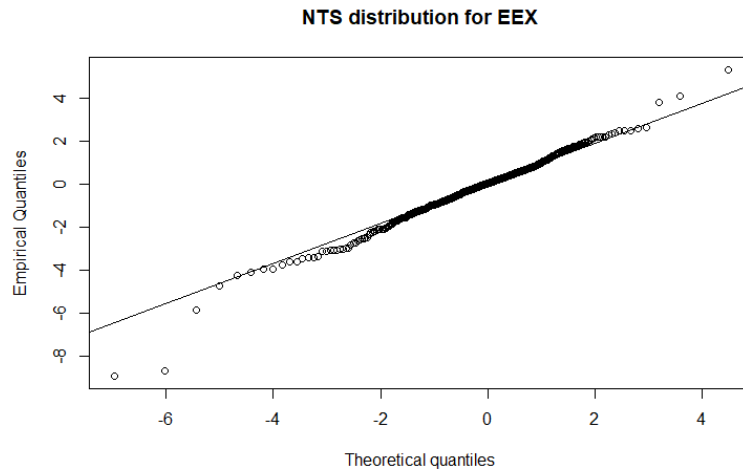
Figure 5: QQ-Plots comparing the goodness-of-fit of the stable, the CTS and the NTS distributions for the DAX. The solid line is the reference line.



(a)



(b)



(c)

Figure 6: QQ-Plots comparing the goodness-of-fit of the stable, the CTS and the NTS distributions for the EEX. The solid line is the reference line.

		KS	AD	AIC	BIC
S&P	Stable	0.028	2.891	7027	17075
	CTS	0.034	3.41	6965	22037
	NTS	0.029	3.206	6941	19501
DAX	Stable	0.033	4.682	7078	17178
	CTS	0.02	2.321	6986	22136
	NTS	0.013	3.855	6973	19598
EEX	Stable	0.043	2.004	3442	8722
	CTS	0.031	5.135	3335	11255
	NTS	0.025	1.961	3322	9922

Table 6: Goodness-of-fit statistics (lower statistics indicate a better fit) for the stable, the CTS and the NTS distributions fitted to S&P 500, DAX and EEX GARCH residuals.

## 7 Conclusions and Future Work

This paper derived asymptotic efficiency results for parametric estimation methods of the tempered stable subordinator, the classical tempered stable distribution, and the normal tempered stable distribution. We conducted a Monte Carlo study to establish finite sample properties. It turned out that the GMM estimator with a continuum of moment conditions outperformed the other methods. We discussed why tempered stable distributions are relevant in financial applications. Asymptotic results for other tempering functions or the derivation of a set of conditions to ensure asymptotic efficiency for general tempering functions are a subject of future work.

## Acknowledgements

Financial support of the German Research Foundation (Deutsche Forschungsgemeinschaft, DFG) via the project 455257011 is gratefully acknowledged.

The author is grateful to Christoph Hanck for valuable comments which helped to substantially improve this paper. Full responsibility is taken for all remaining errors.

## References

- Baeumer, B. & Meerschaert, M. M. (2010), ‘Tempered stable Lévy motion and transient super-diffusion’, *Journal of Computational and Applied Mathematics* **233**(10), 2438–2448.  
**URL:** <https://doi.org/10.1016/j.cam.2009.10.027>
- Barndorff-Nielsen, O. E. (1977), ‘Exponentially decreasing distributions for the logarithm of particle size’, *Proceedings of the Royal Society of London A: Mathematical, Physical and Engineering Sciences* **353**(1674), 401–419.  
**URL:** <http://rspa.royalsocietypublishing.org/content/353/1674/401>
- Barndorff-Nielsen, O. E. & Shephard, N. (2001), ‘Normal modified stable processes’, *Theory Probab. Math. Statist.* **65**, 1–19.  
**URL:** <https://ora.ox.ac.uk/objects/uuid:d22c00b1-7854-4385-9b25-be31b5cc3790>
- Belomestny, D. & Reiß, M. (2015), Estimation and Calibration of Lévy Models via Fourier Methods, *in* ‘Lévy Matters IV: Estimation for Discretely Observed Lévy Processes’, Springer International Publishing, Cham, pp. 1–76.  
**URL:** [https://doi.org/10.1007/978-3-319-12373-8\\_3](https://doi.org/10.1007/978-3-319-12373-8_3)
- Bergström, H. (1952), ‘On some expansions of stable distribution functions’, *Arkiv för Matematik* **2**(4), 375–378.  
**URL:** <https://doi.org/10.1007/BF02591503>
- Brigham, E. O. (1988), *The fast Fourier transform and its applications*, Prentice-Hall, Inc.  
**URL:** <https://dl.acm.org/doi/abs/10.5555/47314>

- Byrd, R. H., Lu, P., Nocedal, J. & Zhu, C. (1995), ‘A limited memory algorithm for bound constrained optimization’, *SIAM Journal on Scientific Computing* **16**(5), 1190–1208.  
**URL:** <https://doi.org/10.1137/0916069>
- Carr, P., Geman, H., Madan, D. B. & Yor, M. (2002), ‘The fine structure of asset returns: An empirical investigation’, *The Journal of Business* **75**(2), 305–332.  
**URL:** <https://doi.org/10.1086/338705>
- Carrasco, M., Chernov, M., Florens, J.-P. & Ghysels, E. (2007), ‘Efficient estimation of general dynamic models with a continuum of moment conditions’, *Journal of econometrics* **140**(2), 529–573.  
**URL:** <https://doi.org/10.1016/j.jeconom.2006.07.013>
- Carrasco, M. & Florens, J.-P. (2000), ‘Generalization of gmm to a continuum of moment conditions’, *Econometric Theory* **16**(6), 797–834.  
**URL:** <https://doi.org/10.1017/S0266466600166010>
- Carrasco, M. & Florens, J.-P. (2002), ‘Efficient gmm estimation using the empirical characteristic function’, *Working paper*.  
**URL:** <https://publications.ut-capitole.fr/id/eprint/1858/1/efficientgmm.pdf>
- Carrasco, M. & Kotchoni, R. (2017), ‘Efficient estimation using the characteristic function’, *Econometric Theory* **33**(2), 479–526.  
**URL:** <https://doi.org/10.1017/S0266466616000025>
- Cramér, H. (1946), *Mathematical Methods of Statistics (PMS-9), Volume 9*, Princeton University Press, Princeton.  
**URL:** <https://doi.org/10.1515/9781400883868>
- De Marco, G., Gorni, G. & Zampieri, G. (1994), ‘Global inversion of functions: an introduction’, *Nonlinear Differential Equations and Applications NoDEA* **1**(3), 229–248.  
**URL:** <https://doi.org/10.1007/BF01197748>
- Dominicy, Y. & Veredas, D. (2013), ‘The method of simulated quantiles’, *Journal of Econometrics* **172**(2), 235–247.  
**URL:** <https://doi.org/10.1016/j.jeconom.2012.08.010>
- DuMouchel, W. H. (1973), ‘On the asymptotic normality of the maximum-likelihood estimate when sampling from a stable distribution’, *The Annals of Statistics* **1**(5), 948–957.  
**URL:** <https://doi.org/10.1214/aos/1176342516>
- Fallahgoul, H. A., Veredas, D. & Fabozzi, F. J. (2019), ‘Quantile-based inference for tempered stable distributions’, *Computational Economics* **53**(1), 51–83.  
**URL:** <https://doi.org/10.1007/s10614-017-9718-0>
- Fallahgoul, H. & Loeper, G. (2019), ‘Modelling tail risk with tempered stable distributions: an overview’, *Annals of Operations Research* pp. 1–28.  
**URL:** <https://doi.org/10.1007/s10479-019-03204-3>
- Feuerverger, A. & McDunnough, P. (1981), ‘On the efficiency of empirical characteristic function procedures’, *Journal of the Royal Statistical Society. Series B (Methodological)* pp. 20–27.  
**URL:** <https://www.jstor.org/stable/2985144>
- Figuerola-López, J. E., Gong, R. & Han, Y. (2022), ‘Estimation of tempered stable lévy models of infinite variation’, *Methodology and Computing in Applied Probability* pp. 1–35.  
**URL:** <https://doi.org/10.1007/s11009-022-09940-7>
- Garcia, R., Renault, E. & Veredas, D. (2011), ‘Estimation of stable distributions by indirect inference’, *Journal of Econometrics* **161**(2), 325–337.  
**URL:** <https://doi.org/10.1016/j.jeconom.2010.12.007>
- Goode, J., Kim, Y. S. & Fabozzi, F. J. (2015), ‘Full versus quasi mle for arma-garch models with infinitely divisible innovations’, *Applied Economics* **47**(48), 5147–5158.  
**URL:** <https://doi.org/10.1080/00036846.2015.1042203>

- Grabchak, M. (2016a), ‘On the consistency of the MLE for Ornstein–Uhlenbeck and other selfdecomposable processes’, *Statistical Inference for Stochastic Processes* **19**(1), 29–50.  
**URL:** <https://doi.org/10.1007/s11203-015-9118-9>
- Grabchak, M. (2016b), *Tempered Stable Distributions: Stochastic Models for Multiscale Processes*, Springer.  
**URL:** <https://doi.org/10.1007/978-3-319-24927-8>
- Hansen, L. P. (1982), ‘Large sample properties of generalized method of moments estimators’, *Econometrica: Journal of the Econometric Society* pp. 1029–1054.  
**URL:** <https://doi.org/10.2307/1912775>
- Hofert, M. (2011), ‘Sampling exponentially tilted stable distributions’, *ACM Trans. Model. Comput. Simul.* **22**(1), 1–11.  
**URL:** <https://doi.org/10.1145/2043635.2043638>
- Jüssen, C. (2023), ‘Tempered Stable Distributions Simulation, Estimation, and Implementation’.  
**URL:** <https://doi.org/10.13140/RG.2.2.23452.67205>
- Kawai, R. & Masuda, H. (2011), ‘On simulation of tempered stable random variates’, *Journal of Computational and Applied Mathematics* **235**(8), 2873–2887.  
**URL:** <https://doi.org/10.1016/j.cam.2010.12.014>
- Kharrat, T., Boshnakov, G. N. & Boshnakov, M. G. N. (2016), ‘Package ‘stableestim’’, *Package Version 2.1*.  
**URL:** <https://vps.fmvz.usp.br/CRAN/web/packages/StableEstim/StableEstim.pdf>
- Kim, Y. S., Rachev, S. T., Bianchi, M. L. & Fabozzi, F. J. (2008), ‘Financial market models with Lévy processes and time-varying volatility’, *Journal of Banking & Finance* **32**(7), 1363–1378.  
**URL:** <https://doi.org/10.1016/j.jbankfin.2007.11.004>
- Koponen, I. (1995), ‘Analytic approach to the problem of convergence of truncated Lévy flights towards the gaussian stochastic process’, *Physical Review E* **52**(1), 1197.  
**URL:** <https://doi.org/10.1103/PhysRevE.52.1197>
- Küchler, U. & Tappe, S. (2013), ‘Tempered stable distributions and processes’, *Stochastic Processes and their Applications* **123**(12), 4256–4293.  
**URL:** <https://doi.org/10.1016/j.spa.2013.06.012>
- Küchler, U. & Tappe, S. (2014), ‘Exponential stock models driven by tempered stable processes’, *Journal of Econometrics* **181**(1), 53–63.  
**URL:** <https://doi.org/10.1016/j.jeconom.2014.02.008>
- Le Cam, L. (1956), On the asymptotic theory of estimation and testing hypotheses, in ‘Proceedings of the Third Berkeley Symposium on Mathematical Statistics and Probability, Volume 1: Contributions to the Theory of Statistics’, Vol. 3, University of California Press, pp. 129–157.  
**URL:** <https://doi.org/10.1525/9780520313880-014>
- Massing, T. (2019a), ‘Local asymptotic normality for Student-Lévy processes under high-frequency sampling’, *Statistics* **53**(4), 721–752.  
**URL:** <https://doi.org/10.1080/02331888.2019.1618856>
- Massing, T. (2019b), ‘What is the best Lévy model for stock indices? A comparative study with a view to time consistency’, *Financial Markets and Portfolio Management* **33**(3), 277–344.  
**URL:** <https://doi.org/10.1007/s11408-019-00335-2>
- Massing, T. & Jüssen, C. M. (2023), *TempStable: A Collection of Methods to Estimate Parameters of Different Tempered Stable Distributions*. R package version 0.2.0.  
**URL:** <https://CRAN.R-project.org/package=TempStable>
- Massing, T. & Ramos, A. (2021), ‘Student’s t mixture models for stock indices. a comparative study’, *Physica A: Statistical Mechanics and its Applications* **580**, 126143.  
**URL:** <https://doi.org/10.1016/j.physa.2021.126143>

- Newey, W. K. & McFadden, D. (1994), ‘Large sample estimation and hypothesis testing’, *Handbook of econometrics* **4**, 2111–2245.  
**URL:** [https://doi.org/10.1016/S1573-4412\(05\)80005-4](https://doi.org/10.1016/S1573-4412(05)80005-4)
- Nolan, J. P. (2020), *Univariate stable distributions*, Springer.  
**URL:** <https://doi.org/10.1007/978-3-030-52915-4>
- Rachev, S., Kim, Y., Bianchi, M. & Fabozzi, F. (2011), *Financial Models with Levy Processes and Volatility Clustering*, Frank J. Fabozzi Series, Wiley.  
**URL:** [https://books.google.de/books?id=XKvUUrC\\$twC](https://books.google.de/books?id=XKvUUrC$twC)
- Razali, N. M., Wah, Y. B. et al. (2011), ‘Power comparisons of Shapiro-Wilk, Kolmogorov-Smirnov, Lilliefors and Anderson-Sarling tests’, *Journal of Statistical Modeling and Analytics* **2**(1), 21–33.  
**URL:** <https://www.researchgate.net/publication/267205556>
- Rosiński, J. (2001), Series representations of Lévy processes from the perspective of point processes, in O. E. Barndorff-Nielsen, S. I. Resnick & T. Mikosch, eds, ‘Lévy Processes: Theory and Applications’, Birkhäuser, Boston, pp. 401–415.  
**URL:** [https://doi.org/10.1007/978-1-4612-0197-7\\_18](https://doi.org/10.1007/978-1-4612-0197-7_18)
- Rosiński, J. (2007), ‘Tempering stable processes’, *Stochastic processes and their applications* **117**(6), 677–707.  
**URL:** <https://doi.org/10.1016/j.spa.2006.10.003>
- Rosiński, J. & Sinclair, J. (2010), ‘Generalized tempered stable processes’, *Stability in Probability* **90**, 153–170.  
**URL:** <http://eudml.org/doc/281880>
- Sabino, P. (2022), ‘Pricing energy derivatives in markets driven by tempered stable and cgmy processes of ornstein–uhlenbeck type’, *Risks* **10**(8), 148.  
**URL:** <https://doi.org/10.3390/risks10080148>
- Sato, K.-i. (1999), *Lévy Processes and Infinitely Divisible Distributions*, Cambridge Studies in Advanced Mathematics, Cambridge University Press, Cambridge.  
**URL:** <https://books.google.de/books?id=tbZPLquJjSoC>
- Sato, K.-i. & Yamazato, M. (1978), ‘On distribution functions of class L’, *Zeitschrift für Wahrscheinlichkeitstheorie und verwandte Gebiete* **43**(4), 273–308.  
**URL:** <https://doi.org/10.1007/BF00534763>
- Trapletti, A. & Hornik, K. (2020), ‘tseries: Time Series Analysis and Computational Finance’.  
**URL:** <https://CRAN.R-project.org/package=tseries>
- Tweedie, M. C. (1984), An index which distinguishes between some important exponential families, in ‘Statistics: Applications and new directions: Proc. Indian statistical institute golden Jubilee International conference’, Vol. 579, pp. 579–604.
- Weron, R. (2005), Heavy tails and electricity prices, in ‘The Deutsche Bundesbank’s 2005 Annual Fall Conference (Eltville)’.  
**URL:** <https://citeseerx.ist.psu.edu/viewdoc/download?doi=10.1.1.130.7029&rep=rep1&type=pdf>
- Weron, R. (2007), *Modeling and forecasting electricity loads and prices: A statistical approach*, John Wiley & Sons.
- Wuertz, D., Maechler, M. & Rmetrics core team members (2016), *stabledist: Stable Distribution Functions*. R package version 0.7-1.  
**URL:** <https://CRAN.R-project.org/package=stabledist>



## A Appendix: Proofs

*Proof of Theorem 1.* (a) We will follow DuMouchel (1973) who proved asymptotic normality for stable distributions. Although he excluded the subordinator case explicitly in his paper we do not contradict his statements here. This is because (in his notation) the skewness parameter  $\beta$  is fixed at  $\alpha$  and does not need to be estimated in our setting. In the setting of DuMouchel (1973), the skewness parameter  $\beta$  still needed to be estimated, for which the usual asymptotics do not work. Thus, the proof for stable subordinators follows analogously by checking Conditions 1-6 of DuMouchel (1973) with minor changes summarized now. We only estimate the stability index and the scale parameter here so the Fisher information is a  $2 \times 2$ -matrix. Conditions 1,2,4-6 of DuMouchel (1973) follow analogously. For his Condition 3, we refer to (vi) below where we prove the statement for the statement for the TSS and for the stable subordinator as an intermediate step.

We now check the conditions of Assumption 1. Grabchak (2016a, Section 3.2.1) proved condition (i). (ii)  $\Theta$  is compact by construction. The density function (5) for the TSS distribution is twice continuously differentiable with respect to the parameters by the twice continuous differentiability of the density of the stable subordinator (DuMouchel 1973, Condition 1) and the continuous differentiability of the gamma function for  $\alpha > 0$ . Also  $f_{TSS}(y; \theta) > 0$  for all  $y > 0$ . This implies (iii). To show (iv), we make use of (5) and bound the partial derivatives

$$\left| \frac{\partial f_{TSS}(y; \theta)}{\partial \vartheta} \right| \leq C_\theta \cdot \begin{cases} f_{TSS}(y; \theta) + \left| \frac{\partial f_{S(\alpha, \delta)}(y)}{\partial \alpha} \right|, & \vartheta = \alpha, \\ f_{TSS}(y; \theta) + \left| \frac{\partial f_{S(\alpha, \delta)}(y)}{\partial \delta} \right|, & \vartheta = \delta, \\ f_{TSS}(y; \theta) + y f_{TSS}(y; \theta), & \vartheta = \lambda, \end{cases}$$

where  $C_\theta$  is a positive, finite constant which depends on  $\theta$  but not on  $y$ . Because  $\theta \in \Theta$  which is compact and because  $C_\theta$  can be taken to be continuous in  $\theta$  which follows from (iii),  $C_\theta$  can be bounded by a constant  $C$ . The result now follows from the proof of Condition 4 in DuMouchel (1973) of the stable subordinator and because the expected value of a TSS distribution exists. The second part of (iv) follows analogously. In order to show (v), we follow DuMouchel (1973, Condition 6') and show the equivalent condition that for every  $\theta \in \Theta$  and for every  $a = (a_1, a_2, a_3) \in \mathbb{R}^3$  the function

$$g(a, y) = a_1 \frac{\partial f_{TSS}(y; \theta)}{\partial \alpha} + a_2 \frac{\partial f_{TSS}(y; \theta)}{\partial \delta} + a_3 \frac{\partial f_{TSS}(y; \theta)}{\partial \lambda}$$

is identically 0 for all  $y$  if and only if  $a_1 = a_2 = a_3 = 0$ . It holds

$$\int_{\mathbb{R}} e^{-iyt} \phi(a, t) dt, \quad (20)$$

where  $\phi$  is a linear combination of derivatives of the TSS characteristic function given in (4), i.e., the partials are

$$\begin{aligned} \phi_1 &= \frac{\partial \varphi_{TSS}(t; \theta)}{\partial \alpha} = \varphi_{TSS}(t; \theta) \delta \Gamma(-\alpha) \\ &\quad \cdot \left( ((\lambda - it)^\alpha \log(\lambda - it) - \lambda^\alpha \log(\lambda)) - ((\lambda - it)^\alpha - \lambda^\alpha) \psi(-\alpha) \right), \\ \phi_2 &= \frac{\partial \varphi_{TSS}(t; \theta)}{\partial \delta} = \varphi_{TSS}(t; \theta) \Gamma(-\alpha) ((\lambda - it)^\alpha - \lambda^\alpha), \\ \phi_3 &= \frac{\partial \varphi_{TSS}(t; \theta)}{\partial \lambda} = \varphi_{TSS}(t; \theta) \delta \Gamma(-\alpha) \left( \alpha (\lambda - it)^{\alpha-1} - \alpha \lambda^{\alpha-1} \right), \end{aligned}$$

where  $\psi(x) = \frac{\Gamma'(x)}{\Gamma(x)}$  denotes the digamma function. The interchange of differentiation in (20) is permitted because the characteristic function can be bounded by 1 for all  $(t, \theta)$  and the remaining parts of  $\phi$  can be bounded by a function  $C(t)$  independent of  $\theta$  such that  $\int e^{-iyt} C(t) dt < \infty$ . Then  $g(a, y) \equiv 0$  iff  $\phi(a, t) \equiv 0$  because Fourier transforms uniquely determine functions. The characteristic function given in (4) is non-zero for each  $t$  which implies that it is sufficient to study the latter terms of  $\phi_1, \phi_2, \phi_3$ .  $\phi_1$  is a linear combination of  $((\lambda - it)^\alpha \log(\lambda - it) - \lambda^\alpha \log(\lambda))$  and  $((\lambda - it)^\alpha - \lambda^\alpha)$ ,  $\phi_2$  is a multiple of  $((\lambda - it)^\alpha - \lambda^\alpha)$ , and  $\phi_3$  is a multiple of  $(\alpha (\lambda - it)^{\alpha-1} - \alpha \lambda^{\alpha-1})$ . These terms are linearly independent which can be seen, e.g., by checking that the Wronskian determinant is non-zero. Since  $\phi_1$  is the only part of the linear combination with term  $(\lambda - it)^\alpha \log(\lambda - it)$  it follows  $a_1 = 0$ , otherwise,  $\phi$  would not be equal to 0 for each  $t$ . Because  $\phi_2$  is the only remaining part of

the linear combination with term  $((\lambda - it)^\alpha - \lambda^\alpha)$  and  $\phi_3$  is the only part of the linear combination with term  $(\alpha(\lambda - it)^{\alpha-1} - \alpha\lambda^{\alpha-1})$ , it is necessary for  $\phi(a, t) = 0$  for all  $t$  that also  $a_2 = a_3 = 0$ . To show (vi), we recall that DuMouchel (1973, Condition 3) proved the statement for the stable distribution. However, he explicitly excluded totally skewed stable distributions if both the stability index and the skewness parameter need to be estimated. We adopt his proof and show the statement for fixed and known total positive skewness, i.e., the stable subordinator. By (5),

$$\frac{\partial^2}{\partial\theta\partial\theta'} \log f_{TSS}(y; \theta) = \frac{\partial^2}{\partial\theta\partial\theta'} (-\lambda y - \lambda^\alpha \delta \Gamma(-\alpha)) + \frac{\partial^2}{\partial\theta\partial\theta'} \log f_{S(\alpha, \delta)}(y),$$

the statement for the TSS distribution then follows immediately. Following DuMouchel (1973, Proof of Condition 3), it is only necessary to study the behavior of  $C(y)$ , the bound of each of the elements of  $\frac{\partial^2 \log f_{S(\alpha, \delta)}(y)}{\partial\theta^2}$ , at its limit points. DuMouchel (1973) showed that for  $y \rightarrow \infty$  the corresponding  $C(y)$  for the stable distribution is of the order  $O(\log^2 |y|)$ . Since the totally skewed subordinator has no left tail we have to study the behavior of  $C(y)$  for  $y \rightarrow 0$ . However, the series representation given in (6) does not work for  $y \rightarrow 0$  (with or without the tempering term). There is another series representation which holds for  $1 < \alpha < 2$  given by

$$f_{S(\alpha, \delta)}(y) = \frac{-1}{\pi} \sum_{k=1}^{\infty} \frac{(-1)^k}{k!} \Gamma(1 + k/\alpha) \Gamma(1 - \alpha)^{-k/\alpha} \left(\frac{\delta}{\alpha}\right)^{-k/\alpha} y^{k-1} \sin(\pi k), \quad (21)$$

see Bergström (1952), Nolan (2020), adopted to our parametrization, for  $y \rightarrow 0$ . For  $\alpha < 1$ , the series is divergent but the partial sum of the first  $n$  terms is an asymptotic expansion for all  $n$  such that the remainder is of order  $O(y^n)$  for  $y \rightarrow 0$ . For  $1 < \alpha < 2$ , the series (21) is absolutely convergent which allows changing sum and differentiation with respect to  $y$  and the parameters. The coefficients for the series representation for the derivatives are cumbersome and thus omitted. We now use the same argument as (DuMouchel 1973, Section 5) that coefficients for asymptotic expansions are unique which implies that the derivatives have the same coefficients for  $\alpha < 1$  as for  $\alpha > 1$ . The derivatives with respect to  $\theta$  are lengthy but not complicated, in particular, they do not interfere with  $y$ . Therefore,  $C(y) = O(1)$  for  $y \rightarrow 0$ . All in all, this implies that  $\int_0^\infty C(y) f_{S(\alpha, \delta)}(y) dy < \infty$  and hence  $\int_0^\infty C(y) f_{TSS}(y; \theta) dy < \infty$  for each  $\theta \in \Theta$ .

- (b) Conditions (i) and (ii) work just as in (a). For (iii), we follow K  chler & Tappe (2013, Theorem 7.8) who showed that the density  $f_{CTS}(x; \theta)$  is smooth and moreover unimodal and strictly positive for  $\alpha \in (0, 1)$ . The proof for  $\alpha \in [1, 2)$  (the infinite variation case) is the same but replacing class III<sub>6</sub> by class III<sub>7</sub> in the sense of Sato & Yamazato (1978, Theorem 1.3 (ix)). For (iv), we use that by (12)

$$f_{CTS}(x + \mu; \theta) = \int_{-\infty}^{\infty} f_+(x + y) f_-(y) dy, \quad (22)$$

where  $f_+$  is the density of  $Y_+ \sim TS'(\alpha, \delta_+, \lambda_+)$  and  $f_-$  is the density of  $Y_- \sim TS'(\alpha, \delta_-, \lambda_-)$ . We remark that the lower limit of the integral is technically not  $-\infty$  but the minimum value on which both  $f_+$  and  $f_-$  are defined. This value depends on  $\theta$  and is the reason why MLE asymptotics do not hold for the TS' distribution. To keep the notation simple we define the function  $f_+(y)$  (respectively for  $f_-$ ) to be identical zero for all  $y$  smaller (larger) than  $\Gamma(1 - \alpha)\delta_+\lambda_+^{\alpha-1}$ . Thus the right tail has a different behavior than the left. We will make repeated use of this notation throughout part (b) of the proof. Although Assumption 1.(iii) does not hold for the TS' density, it is possible to derive Assumption 1.(iv) analogously to part (a) for the TSS density by replacing relation (5) with (8). This and the fact that  $\sup_{\theta \in \Theta} \left\| \frac{\partial f_{\pm}(x)}{\partial\theta} \right\|$  and  $\sup_{\theta \in \Theta} \left\| \frac{\partial^2 f_{\pm}(x)}{\partial\theta\partial\theta'} \right\|$  can be bounded in  $x$  ensures that we can change the order of differentiation and integration in (22) (the product of two integrable functions is integrable if at least one function is bounded). Thus,

$$\begin{aligned} \frac{\partial f_{CTS}(x; \theta)}{\partial\theta} &= \frac{\partial}{\partial\theta} \int_{-\infty}^{\infty} f_+(x + y - \mu) f_-(y) dy \\ &= \int_{-\infty}^{\infty} \frac{\partial}{\partial\theta} (f_+(x + y - \mu) f_-(y)) dy \\ &= \int_{-\infty}^{\infty} \left( \frac{\partial f_+(x + y - \mu)}{\partial\theta} f_-(y) + \frac{\partial f_-(y)}{\partial\theta} f_+(x + y - \mu) \right) dy. \end{aligned}$$

In the second line we used that we can change the order of integration and differentiation. Hence,

$$\begin{aligned}
& \int_{-\infty}^{\infty} \sup_{\theta \in \Theta} \left\| \frac{\partial f_{CTS}(x; \theta)}{\partial \theta} \right\| dx \\
& \leq \int_{-\infty}^{\infty} \int_{-\infty}^{\infty} \sup_{\theta \in \Theta} \left\| \frac{\partial f_+(x+y-\mu)}{\partial \theta} f_-(y) \right\| dy dx + \int_{-\infty}^{\infty} \int_{-\infty}^{\infty} \sup_{\theta \in \Theta} \left\| \frac{\partial f_-(y)}{\partial \theta} f_+(x+y-\mu) \right\| dy dx \\
& = \int_{-\infty}^{\infty} \int_{-\infty}^{\infty} \sup_{\theta \in \Theta} \left\| \frac{\partial f_+(x+y-\mu)}{\partial \theta} f_-(y) \right\| dx dy + \int_{-\infty}^{\infty} \int_{-\infty}^{\infty} \sup_{\theta \in \Theta} \left\| \frac{\partial f_-(y)}{\partial \theta} f_+(x+y-\mu) \right\| dx dy \\
& \leq \int_{-\infty}^{\infty} \sup_{\theta \in \Theta} |f_-(y)| \int_{-\infty}^{\infty} \sup_{\theta \in \Theta} \left\| \frac{\partial f_+(x+y-\mu)}{\partial \theta} \right\| dx dy \\
& \quad + \int_{-\infty}^{\infty} \sup_{\theta \in \Theta} \left\| \frac{\partial f_-(y)}{\partial \theta} \right\| \int_{-\infty}^{\infty} \sup_{\theta \in \Theta} |f_+(x+y-\mu)| dx dy \\
& < \infty,
\end{aligned} \tag{23}$$

where we used Fubini's Theorem in the second step. For the inner integral of the left term in (23), we use the asymptotic expansions for the integrand as in part (a) and the relation (8). Its right tail (without the sup) can be bounded by  $C_\theta \log(x+y)(x+y)^{-\alpha-1}$  for  $x > x_0$ , where  $C_\theta$  is a constant only depending on  $\theta$ . This follows by (5.1) of DuMouchel (1973) and by differentiating (8). (Note that the exponential function of the tempering part in (8) can be bounded by  $C_\theta$ .) It achieves its supremum for  $\alpha = \varepsilon$  (recalling that  $\alpha \in [\varepsilon, M]$ ). The left tail ( $x < x_0$ ) is bounded by  $C_\theta(x+y)$ . Thus, the inner integral exists and is bounded by  $C(y^2 + \log(y)/y^\varepsilon)$ , where  $C$  is a constant. This is integrable with respect to the TS' density and hence the left double integral is finite. For the right inner integral, we see that the function is bounded on the right tail by  $C_\theta(x+y)^{-\alpha-1}$  via the expansion (6) and (8) and for the left tail by a constant  $C_\theta$  via (21) and (8). Thus, the inner integral is bounded by  $C(y + 1/y^\varepsilon)$ . For the right outer integral, we again have to consider the parameter derivatives of (6) (right tail) and of (21) (left tail). All in all, this can be bounded by  $C(y^{-2\varepsilon-1} \log(y))$  (right tail) and by  $C$  (left tail). Therefore, both double integrals are finite. The second part of (iv) follows analogously by first interchanging the order of integration and second derivative and then analyzing the behavior of the four resulting double integrals using our asymptotic expansions. (v) follows analogously to part (a), in particular, if we again denote  $(\phi_1, \dots, \phi_6)' = \frac{\partial \varphi_{CTS}(t; \theta)}{\partial \theta}$  we observe that  $\phi_1$  is the only linear combination with terms  $(\lambda_+ - it)^\alpha \log(\lambda_+ - it)$  and  $(\lambda_- + it)^\alpha \log(\lambda_- + it)$ , which implies  $a_1 = 0$ .  $\phi_2$  is a linear combination of  $t$  and  $(\lambda_+ - it)^\alpha$ ,  $\phi_3$  is a linear combination of  $t$  and  $(\lambda_- + it)^\alpha$ ,  $\phi_4$  is a linear combination of  $t$  and  $(\lambda_+ - it)^{\alpha-1}$ ,  $\phi_5$  is a linear combination of  $t$  and  $(\lambda_- + it)^{\alpha-1}$ , and  $\phi_6$  is a multiple of  $t$ . This implies  $a_2 = a_3 = a_4 = a_5 = 0$  and hence  $a_6 = 0$ . For (vi), we have to study the limiting behavior of  $C(x)$  which is the function which bounds each of the elements of  $\frac{\partial^2}{\partial \theta \partial \theta'} \log f_{CTS}(x; \theta)$  in absolute value. We make use of the bound

$$\frac{\partial^2}{\partial \theta \partial \theta'} \log f_{CTS}(x; \theta) \leq \frac{\frac{\partial^2}{\partial \theta \partial \theta'} f_{CTS}(x; \theta)}{f_{CTS}(x; \theta)}. \tag{24}$$

We recall the convolution property (22), and that we are allowed to interchange integration and differentiation we therefore need to study

$$\frac{\partial^2}{\partial \theta \partial \theta'} f_+(x+y-\mu) f_-(y) \tag{25}$$

for that we can apply the product rule for differentiation. We have to use the same trick as above to analyze the behavior of the right and of the left tail separately. The right tail of (25) can be analyzed with the asymptotic expansion (6) analogously as above and its elements can be bounded by  $C_\theta(x+y)^{-1-\alpha} \log(x+y)^2$ . The left tail can be bounded by  $C_\theta$ . Therefore, the  $dy$ -integral over (25) can be bounded by  $C_\theta x^{-\alpha} \log(x)$ . Given that series (6) is alternating, we can also find a lower bound for the denominator in (24) such that (24) can be bounded by  $C_\theta \log(x)^2$ . Since  $\Theta$  is compact, the expectation in (vi) is finite which completes the proof for (b).

- (c) (i) and (ii) as above. For the remainder we use the subordination property of the NTS distribution, i.e.,

$$f_{NTS}(z; \theta) = \int_0^\infty f_N(z; \mu + \beta y, y) f_{TSS}(y; \alpha, \delta, \lambda) dy,$$

where  $f_N(z; m, s^2)$  denotes the density of the normal distribution with mean  $m$  and variance  $s^2$ . Similarly to Massing (2019a), we can show that  $\left| \frac{\partial f_N(z; \mu + \beta y, y)}{\partial \mu} \right| \leq \frac{C}{y}$  and  $\left| \frac{\partial f_N(z; \mu + \beta y, y)}{\partial \beta} \right| \leq C$  for all  $\theta \in \Theta$ . Additionally, because  $|f_N(z; \mu + \beta y, y)| \leq \frac{C}{y}$ , we have for  $\vartheta \in (\alpha, \delta, \lambda)$  that  $\left| \frac{\partial f_N(z; \mu + \beta y, y) f_{TSS}(y; \alpha, \delta, \lambda)}{\partial \vartheta} \right| \leq \frac{C}{y} \left| \frac{\partial f_{TSS}(y; \alpha, \delta, \lambda)}{\partial \vartheta} \right|$ . Thus,

$$\frac{\partial f_{NTS}(z; \theta)}{\partial \theta} = \int_0^\infty \frac{\partial}{\partial \theta} (f_N(z; \mu + \beta y, y) f_{TSS}(y; \alpha, \delta, \lambda)) dy$$

holds by property (iv) for the TSS distribution. (iv) follows analogously as in (b) because

$$\begin{aligned} & \int_{-\infty}^\infty \sup_{\theta \in \Theta} \left\| \frac{\partial f_{NTS}(z; \theta)}{\partial \theta} \right\| dz \\ & \leq \int_{-\infty}^\infty \int_0^\infty \sup_{\theta \in \Theta} \left\| \frac{\partial}{\partial \theta} (f_N(z; \mu + \beta y, y) f_{TSS}(y; \alpha, \delta, \lambda)) \right\| dy dz \\ & = \int_0^\infty \int_{-\infty}^\infty \sup_{\theta \in \Theta} \left\| \frac{\partial}{\partial \theta} (f_N(z; \mu + \beta y, y) f_{TSS}(y; \alpha, \delta, \lambda)) \right\| dz dy. \end{aligned} \quad (26)$$

In order to bound (26), we discuss the partial derivatives separately. For  $\frac{\partial}{\partial \vartheta}$ ,  $\vartheta \in (\alpha, \delta, \lambda)$ ,

$$\begin{aligned} & \int_0^\infty \int_{-\infty}^\infty \sup_{\theta \in \Theta} \left| \frac{\partial}{\partial \vartheta} (f_N(z; \mu + \beta y, y) f_{TSS}(y; \alpha, \delta, \lambda)) \right| dz dy \\ & \leq \int_0^\infty \sup_{\theta \in \Theta} \left| \frac{\partial}{\partial \vartheta} f_{TSS}(y; \alpha, \delta, \lambda) \right| \int_{-\infty}^\infty \sup_{\theta \in \Theta} |f_N(z; \mu + \beta y, y)| dz dy \\ & \leq \int_0^\infty \sup_{\theta \in \Theta} \left| \frac{\partial}{\partial \vartheta} f_{TSS}(y; \alpha, \delta, \lambda) \right| dy \\ & < \infty. \end{aligned}$$

The third line follows because  $\Theta$  is a compact set such that the integrands can be bounded away from zero and  $\infty$ . Therefore, the inner integral is equal to one. The finiteness thus follows by part (a) condition (iv). For  $\frac{\partial}{\partial \mu}$ , (26) is bounded by

$$\begin{aligned} & \int_0^\infty \sup_{\theta \in \Theta} |f_{TSS}(y; \alpha, \delta, \lambda)| \int_{-\infty}^\infty \sup_{\theta \in \Theta} \left| \frac{\partial}{\partial \mu} f_N(z; \mu + \beta y, y) \right| dz dy \\ & \leq C \int_0^\infty \frac{1}{\sqrt{y}} \sup_{\theta \in \Theta} |f_{TSS}(y; \alpha, \delta, \lambda)| dy \\ & < \infty. \end{aligned}$$

The second line follows because the inner integral is easy to analyze (derive w.r.t.  $\mu$ , take the sup on a compact set and integrate w.r.t.  $z$ ) and bounded by  $\frac{C}{\sqrt{y}}$ . Thus, we obtain that the double integral is finite which follows by the series representations of the TSS density. For  $\frac{\partial}{\partial \beta}$ ,

$$\begin{aligned} & \int_0^\infty \sup_{\theta \in \Theta} |f_{TSS}(y; \alpha, \delta, \lambda)| \int_{-\infty}^\infty \sup_{\theta \in \Theta} \left| \frac{\partial}{\partial \beta} f_N(z; \mu + \beta y, y) \right| dz dy \\ & \leq C \int_0^\infty \sqrt{y} \sup_{\theta \in \Theta} |f_{TSS}(y; \alpha, \delta, \lambda)| dy \\ & < \infty. \end{aligned}$$

The second part of (iv) follows analogously. (v) follows in a similar fashion as in (a) and (b). As in (a)&(b), it is for (vi) enough to consider the behavior of  $C(z)$  for  $z \rightarrow \pm\infty$ , where  $C(z)$  is the function which bounds the elements of  $\frac{\partial^2}{\partial \theta \partial \theta'} \log f_{NTS}(z; \theta)$  in absolute value. With the same arguments as above it holds that

$$\frac{\partial^2 f_{NTS}(z; \theta)}{\partial \theta \partial \theta'} = \int_0^\infty \frac{\partial^2}{\partial \theta \partial \theta'} \left( f_N(z; \mu + \beta y, y) e^{-\lambda y - \lambda^\alpha \delta \Gamma(-\alpha)} f_S(y; \alpha, \delta) \right) dy.$$

We use that by the series representation for the parameter derivatives of DuMouchel (1973) the second derivatives of the stable distribution are bounded by  $C_\theta y^{-\alpha-1} \log(y)^2$  for large  $y$ . Tedious computations thus yield that  $C(z) = O(z^{-1-2\varepsilon} \log(|z|)^2)$ , which implies (vi).  $\square$

*Proof of Theorem 2.* We check the conditions of Assumption 2 for the tempered stable subordinator. The other two cases follow analogously. (i)  $\Theta$  is compact by construction and  $\pi$  is chosen in such a way that it fulfills (ii). (iii) holds because

$$\exp\left(\delta\Gamma(-\alpha)((\lambda - it)^\alpha - \lambda^\alpha)\right) = \exp\left(\delta_0\Gamma(-\alpha_0)((\lambda_0 - it)^{\alpha_0} - \lambda_0^{\alpha_0})\right)$$

has to be equal for each  $t$ . Assuming that  $\alpha$  is not unique, i.e., let  $\alpha_1 \neq \alpha_0$ , immediately implies that the characteristic function cannot be identical for all  $t$ . This uniquely determines  $\alpha = \alpha_0$ . This implies that  $\lambda = \lambda_0$  because  $\lambda$  is the only parameter which is responsible for the shift in the exponent of the characteristic function. Therefore also  $\delta = \delta_0$ . (iv)–(vi) have been shown in the proof of Theorem 1.  $\square$

*Proof of Theorem 3.* (a) The crucial assumption of Newey & McFadden (1994, Theorem 2.6) for consistency of a GMC estimator is that  $W\mathbb{E}_{\theta_0}[g(X_j; \theta)] = 0$  only if  $\theta = \theta_0$ , where  $W$  is a positive definite matrix. (For the efficient GMC estimator we would choose  $W = \Omega^{-1}$  if it is invertible.) K  chler & Tappe (2013, Lemma 6.1) showed that cumulant matching for the CTS distribution holds locally by the local inverse function theorem. We here follow the standard GMM theory by verifying that  $G = \mathbb{E}_{\theta_0} \left[ \frac{\partial g(X; \theta)}{\partial \theta} \right] \Big|_{\theta=\theta_0}$  is of full column rank (in this case 3 which is the number of parameters).

This implies local identification. Recall that function  $g$  is given in (19), that first moments are equal to the first cumulants, and that the cumulants for the TSS are given in (7). It is enough to consider the first row of  $G$  to show that  $G$  is of rank 3. The first row is

$$(G_{11}, G_{12}, G_{13}) = \left( -\Gamma(1 - \alpha_0) \frac{\delta_0}{\lambda_0^{1-\alpha_0}} (\log(\lambda_0) - \psi(1 - \alpha_0)), -\Gamma(1 - \alpha_0) \frac{1}{\lambda_0^{1-\alpha_0}}, -\Gamma(1 - \alpha_0)(\alpha_0 - 1) \frac{\delta_0}{\lambda_0^{2-\alpha_0}} \right).$$

We see that there are no non-zero constants  $a_1, a_2, a_3$  independent of  $\theta_0$  such that  $a_1 G_{11} + a_2 G_{12} + a_3 G_{13} = 0$ . Therefore, the row rank of the matrix  $G$  cannot be smaller than three because its columns cannot be linearly dependent. This implies local identification of the GMC.

- (b) We consider for simplicity three moment conditions. The argument carries over to the other cases. De Marco et al. (1994, Theorem 0.1) proved the following version of the Hadamard-Caccioppoli global inverse function theorem: Let  $f : X \rightarrow Y$  be a local homeomorphism<sup>3</sup> with  $X, Y$  path-connected Hausdorff spaces<sup>4</sup> and  $Y$  is simply connected.<sup>5</sup> Then  $f$  is a global homeomorphism<sup>6</sup> onto  $Y$  if and only if it is a proper function, i.e., the preimage  $f^{-1}(K)$  of any compact set  $K \subset Y$  is compact. We will use the equivalent statement that whenever a sequence  $\{x_n\} \subseteq X$  satisfies  $x_n \rightarrow x$  for some  $x \in \partial X$  then  $f(x_n) \rightarrow y$  for  $y \in \partial Y$ , where  $\partial X$  denotes the boundary of  $X$ .<sup>7</sup>

Let

$$f : (0, 1) \times (0, \infty) \times (0, \infty) \rightarrow (0, \infty)^3$$

$$\theta \mapsto \left( \Gamma(1 - \alpha) \frac{\delta}{\lambda^{1-\alpha}}, \Gamma(2 - \alpha) \frac{\delta}{\lambda^{2-\alpha}}, \Gamma(3 - \alpha) \frac{\delta}{\lambda^{3-\alpha}} \right).$$

K  chler & Tappe (2013, Section 6) showed that  $f$  is a local homeomorphism. Obviously,  $X$  and  $Y$  are path-connected Hausdorff spaces and  $Y$  is simply connected. Take a sequence  $\theta_n$  such that  $\alpha_n \rightarrow 0$  and  $\delta_n \equiv \delta, \lambda_n \equiv \lambda$ . This fulfills that  $\theta_n \rightarrow (0, \delta, \lambda) \in \partial X$ . However,  $f(\theta_n) \rightarrow (\Gamma(1)\delta/\lambda, \Gamma(2)\delta/\lambda^2, \Gamma(3)\delta/\lambda^3) \notin \partial Y$ . Therefore the local homeomorphism is not global, i.e., the local solution is not necessarily global.  $\square$

**Remark 1.** The issue of global invertibility is not solved if we extend the possible parameter space of the index  $\alpha$  to  $(-\infty, 1)$ , which is technically possible to define distribution on this space (see, e.g., K  chler & Tappe 2013). In this case, we can construct a sequence such that  $\alpha_n \rightarrow -\infty$ ,  $\delta_n \equiv 1$  and  $\lambda_n = \Gamma(1 - \alpha_n)^{\frac{1}{1-\alpha_n}}$ . Thus,  $\theta_n \rightarrow (-\infty, 1, \infty) \in \partial X$ , but,  $f(\theta_n) \rightarrow (1, e, e^2) \notin \partial Y$ .

<sup>3</sup>This implies there exists a solution that is unique in an open neighborhood.

<sup>4</sup>Points can be separated by neighborhoods, which is always true in real metric spaces

<sup>5</sup>It does contain ‘holes’.

<sup>6</sup>The solution is globally unique.

<sup>7</sup>The boundary is defined as the closure of a set minus the interior. Here we take for  $\mathbb{R}$  the closure  $\bar{\mathbb{R}}$  and the boundary  $\{\pm\infty\}$ .

Furthermore, the issue is also not solved if we restrict the set of possible parameters to the interior of our compact set  $(\varepsilon, 1 - \varepsilon) \times (\varepsilon, M) \times (\varepsilon, M)$ .<sup>8</sup> In this case, we can construct a sequence such that  $\alpha_n \rightarrow \varepsilon$ ,  $\delta_n \equiv 1$  and  $\lambda_n \equiv 1$ . Thus,  $\theta_n \rightarrow (\varepsilon, 1, 1) \in \partial X$ , but,  $f(\theta_n) \rightarrow (\Gamma(1 - \varepsilon), \Gamma(2 - \varepsilon), \Gamma(3 - \varepsilon)) \notin \partial Y$ .

---

<sup>8</sup>Note that we cannot take the compact set here itself because then  $f$  could not be a homeomorphism since the space  $Y$  is not compact.