

# Context-Aware Selective Label Smoothing for Calibrating Sequence Recognition Model

Shuangping Huang<sup>1,2</sup>, Yu Luo<sup>1</sup>, Zhenzhou Zhuang<sup>1</sup>, Jin-Gang Yu<sup>1,2\*</sup>, Mengchao He<sup>3</sup>,  
Yongpan Wang<sup>4</sup>

<sup>1</sup>South China University of Technology, Guangzhou, China

<sup>2</sup>Pazhou Laboratory, Guangzhou, China

<sup>3</sup>DAMO Academy, Alibaba Group, Hangzhou, China

<sup>4</sup>Alibaba Group, Hangzhou, China

{eehsp,jingangyu}@scut.edu.cn, luoyurl@126.com, zhenzhouzhuang@foxmail.com, mengchao.hmc@alibaba-inc.com, yongpan@taobao.com

## ABSTRACT

Despite the success of deep neural network (DNN) on sequential data (i.e., scene text and speech) recognition, it suffers from the over-confidence problem mainly due to overfitting in training with the cross-entropy loss, which may make the decision-making less reliable. Confidence calibration has been recently proposed as one effective solution to this problem. Nevertheless, the majority of existing confidence calibration methods aims at non-sequential data, which is limited if directly applied to sequential data since the intrinsic contextual dependency in sequences or the class-specific statistical prior is seldom exploited. To the end, we propose a Context-Aware Selective Label Smoothing (CASLS) method for calibrating sequential data. The proposed CASLS fully leverages the contextual dependency in sequences to construct confusion matrices of contextual prediction statistics over different classes. Class-specific error rates are then used to adjust the weights of smoothing strength in order to achieve adaptive calibration. Experimental results on sequence recognition tasks, including scene text recognition and speech recognition, demonstrate that our method can achieve the state-of-the-art performance.

## CCS CONCEPTS

• **Computing methodologies** → **Regularization**; • **Networks** → **Network reliability**.

## KEYWORDS

Confidence Calibration, Label Smoothing, Sequential Recognition

### ACM Reference Format:

Shuangping Huang, Yu Luo, Zhenzhou Zhuang, Jin-Gang Yu, Mengchao He, Yongpan Wang. 2021. Context-Aware Selective Label Smoothing for Calibrating Sequence Recognition Model. In *Proceedings of the 29th ACM*

\*Corresponding author.

Permission to make digital or hard copies of all or part of this work for personal or classroom use is granted without fee provided that copies are not made or distributed for profit or commercial advantage and that copies bear this notice and the full citation on the first page. Copyrights for components of this work owned by others than ACM must be honored. Abstracting with credit is permitted. To copy otherwise, or republish, to post on servers or to redistribute to lists, requires prior specific permission and/or a fee. Request permissions from [permissions@acm.org](mailto:permissions@acm.org).

MM '21, October 20–24, 2021, Virtual Event, China

© 2021 Association for Computing Machinery.

ACM ISBN 978-1-4503-8651-7/21/10...\$15.00

<https://doi.org/10.1145/3474085.3475618>

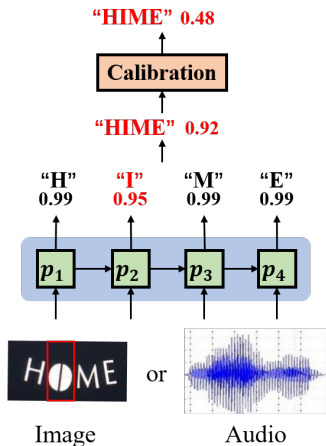
*International Conference on Multimedia (MM '21), October 20–24, 2021, Virtual Event, China. ACM, New York, NY, USA, 9 pages. <https://doi.org/10.1145/3474085.3475618>*

## 1 INTRODUCTION

Benefited from the remarkable fitting capacity of deep learning models, the performance of sequential data recognition has been largely boosted recently, which consequently enables their deployment in plenty of user-facing applications, such as clinical text recognition [18], autonomous driving [2] and speech recognition [42]. However, these deep models, most typically trained with the cross-entropy loss function, tend to assign a high probability even for a wrong prediction, which is the so-called over-confidence problem of deep sequential models.

Confidence calibration has been proposed as one popular solution to the over-confidence problem. Typical methods in machine learning, including Platt scaling[43], isotonic regression[29] and histogram binning[32], inspire the confidence calibration of deep models [10, 28]. Unfortunately, the majority of the existing methods mainly focus on non-sequential data, which cannot be trivially adapted to the calibration of sequential data. One key reason is that the task of sequence recognition involves a temporal process of predicting each token in order, where the contextual dependency among tokens is of critical importance (see in Fig. 1). Therefore, simply conducting uniform calibration on each token independently, unaware of inter-token dependency, is limited for sequential data.

There have already been a couple of previous attempts on confidence calibration of sequence recognition. Some authors considered the sequential characteristics and attempted to incorporate them into the sequential framework[19]. The varying sequential length is utilized as the setup basis of temperature values based on the temperature scaling technique [10, 22, 36]. Attention scores calculated during the sequence modeling are also utilized as the weights of temperature values [20]. In natural language processing (NLP), some measurements of sequence such as N-gram and BLEU[30] are exploited to guide the confidence allocation of correct and wrong predictions, to avoid the over-confidence typically caused by the cross-entropy loss [8, 25, 37, 46]. Although the mentioned sequential properties are taken into account in these works, they still have two main limitations: 1) The influence of contextual dependency is seldom explored, and specialized manners of contextual feature



**Figure 1: The prediction of each token in a sequence is not independent. Therefore, we focus on calibrating the confidence for the entire sequence instead of for individual token.**

extraction in NLP also make it hard to be generalized to sequential recognition tasks. 2) These methods ignore the uneven class distribution of predictions globally, while only considering the pairwise relationship between the prediction and the ground truth locally.

In this paper, we propose a Context-Aware Selective Label Smoothing method to implement a sequence-level calibration for sequential recognition models. To fully exploit the contextual dependency underlying the sequence, we construct confusion matrices for each class to represent the prediction distribution according to the contextual relation. Statistics are derived from a support set, which resembles the data distribution of the training set and thus is served as a reference for prediction distribution. Specifically, the probability distribution of labels belonging to different classes is reallocated based on the corresponding error rate in the confusion matrix, wherein error-prone labels are assigned with stronger smoothing strength. In this way, label smoothing on sequence can be implemented adaptively by considering contextual dependency and unbalanced prediction classes simultaneously. To evaluate the effectiveness of the proposed method, we conduct experiments on two sequence recognition tasks, including scene text recognition and speech recognition. Experimental results demonstrate that our method is superior to the state-of-the-art calibration methods, and also can be well generalized on sequence recognition tasks.

The main contributions of this paper are summarized as:

- (1) We propose a novel sequence-level confidence calibration method to adaptively calibrate the over-confident model.
- (2) The contextual dependency of sequence is fully explored to construct confusion matrices of contextual token prediction for each class, which is utilized as the weight basis for adaptive label smoothing.
- (3) We demonstrate that our proposed method can generalize well on sequence recognition tasks to achieve calibrated results with a certain improvement on recognition accuracy.

## 2 RELATED WORK

### 2.1 Calibration on Non-sequential Data

The well-established calibration methods for non-sequential data related tasks, such as image classification, are borrowed from machine learning techniques [29, 32, 43, 44]. With the prosperity of deep learning, the calibration of deep neural networks has recently attracted a lot of research interests in the literature. Post-processing based calibration methods learn a regression function based on a small held-out dataset to adjust the output confidence value without retraining the neural network from scratch and influencing the accuracy. Temperature scaling is the most commonly used method proposed by Guo et al. [10]. It is a variant version of Platt scaling through introducing a temperature parameter [32] to adaptively calibrate the models. Ji et al. [15] further implement temperature scaling in a bin-wise setting to improve the performance via denser prediction interval. However, as the confidences of all the predictions are calibrated with fixed parameters, it may lead to the underestimation of the predictions. Additional methods calibrate the confidence through optimizing the loss function in the training process. Label smoothing [38] is proposed as a regularization technique to soften the one-hot encoding distribution to calibrate the model [28]. Kumar et al. [21] and Mukhoti et al. [27] replace the general cross entropy loss with the distance between accuracy and confidence score and focal loss [23], respectively. The decent results are achieved on non-sequential data, however, these methods are hard to be directly applied to the sequence. Simply conducting a uniform calibration across all the tokens of a sequence is too aggressive to produce good calibration performance.

### 2.2 Calibration on Sequential Data

Instead of trivially applying non-sequential calibration methods on each token, some methods attempt to exploit the intrinsic characteristics to facilitate sequence-level calibration. Kuleshov and Liang [19] firstly consider confidence calibration in the context of structure prediction problem, which demonstrates that utilizing structural features will produce better calibration performance on structured prediction such as sequence. Recent methods for sequential data can be categorized into two directions. Based on temperature scaling [10], Leathart et al. propose a sequential length-related calibration method [22]. As calibration error varies with sequential length, different temperature values are set for calibration. Ding et al. obtain the adaptive temperature values for different pixels or voxels for semantic segmentation [6]. Other methods are inspired by label smoothing [38]. In natural language processing, Elbayad et al. complete token-level smoothing with sequence-level smoothing methods. The nearby target sequence is sampled according to the BLEU score [30] to conduct sequence-level loss smoothing [7]. Lukasik et al. utilize n-gram overlapping with the target sequence in the label smoothing method to guarantee the semantic similarity of translated sequence [25]. Song et al. smooth the loss function according to the occurrence of the n-gram context in candidate word set as the weight [37]. Although better calibration performance could be achieved on sequential data, few methods consider the uneven distribution of dataset to flexibly calibrate the prediction of different labels, and additionally, the potential contextual

information is not fully explored to calibrate on the recognition of sequential data tasks.

### 3 PRELIMINARIES

#### 3.1 Sequential Confidence

In sequential data recognition tasks, we aim to assign an  $L$ -length sequential label vector  $Y = \{y_1, y_2, \dots, y_L\}$  to the input  $x$ . For example, in scene text recognition,  $x$  is an image containing a text instance and  $Y$  is the sequence of character tokens. And in speech recognition,  $x$  is a sound waveform and  $Y$  is the sequence of phoneme tokens. For sequence prediction, the attention-based model consisting of RNN cells is commonly adopted. The token is predicted based on the information of previous states and the proceeding token. Assuming the set of class labels being  $\{1, \dots, K\}$ , the predicted token  $\hat{y}_t$  is obtained by maximizing the conditional probability as below:

$$\hat{y}_t = \arg \max_{1 \leq k \leq K} p_t(y_t = k | x, y_{<t}) \quad (1)$$

where the  $y_{<t}$  represents the previous tokens before the time step  $t$ . The token in the sequence is predicted in a temporal manner. After decoding at each time step, the sequence consisting of a series of tokens  $\hat{Y} = (\hat{y}_1, \hat{y}_2, \dots, \hat{y}_{L'})$  of length  $L'$  can then be predicted.

For the calibration of sequential data, our objective is to optimize the holistic confidence score of sequence  $\mathbb{P}(\hat{Y}|x)$ , instead of individual token confidence  $p_t(y_t = \hat{y}_t|x)$ . Probabilistically, the sequential confidence  $\mathbb{P}(\hat{Y}|x)$  is a conditional joint probability that can be decomposed as follows:

$$\begin{aligned} \mathbb{P}(\hat{Y}|x) &= \mathbb{P}(\hat{y}_1, \hat{y}_2, \dots, \hat{y}_{L'} | x) \\ &= \mathbb{P}(\hat{y}_1 | x) \times \mathbb{P}(\hat{y}_2 | x, \hat{y}_1) \times \dots \times \mathbb{P}(\hat{y}_{L'} | x, \hat{y}_1, \dots, \hat{y}_{L'-1}) \end{aligned} \quad (2)$$

$$= \prod_{t=1}^{L'} p_t(y_t = \hat{y}_t | x, \hat{y}_{<t}) \quad (3)$$

where  $\hat{y}_{<t}$  represents the previous tokens predicted before time step  $t$ . As shown in Eq. 2, the cumulative multiplication of token confidence  $p_t(y_t = \hat{y}_t | x, \hat{y}_{<t})$  predicted by a the sequence models, can probabilistically represent the confidence of sequence  $\mathbb{P}(\hat{Y}|x)$ .

#### 3.2 Evaluation of Confidence Calibration

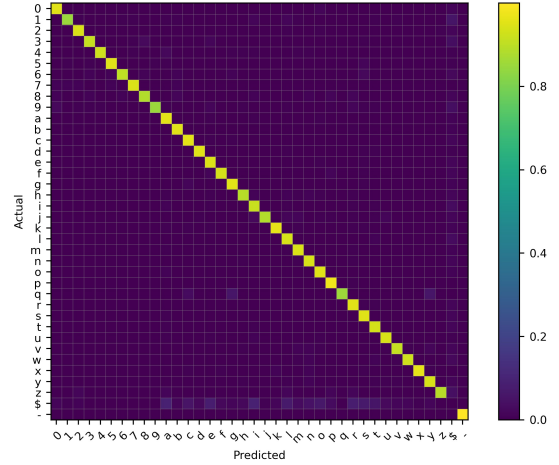
Calibration requires the confidence score to reflect the true accuracy of prediction. To evaluate whether a sequential model is well calibrated, several common metrics are introduced as follows.

**Brier Score** [3] The brier score (BS) is known as the mean square error (MSE). By counting each correctly predicted sequence as one, while each wrong one as zero, the brier score is then defined by:

$$BrierScore = \frac{1}{N} \sum_{i=1}^N (\mathbb{I}(\hat{Y}_i = Y_i) - \mathbb{P}(\hat{Y}_i|x))^2, \quad (4)$$

where  $N$  denotes the total number of samples of testing data,  $\mathbb{I}(\cdot)$  is the indicator function, and  $\mathbb{P}(\hat{Y}_i|x)$  denotes the confidence of the  $i$ -th sequence.

**Expected Calibration Error (ECE)** [29] The ECE evaluates the calibration performance through measuring the absolute distance



**Figure 2: The confusion matrix of the support dataset on scene text recognition. The predicted error frequency of character “j” is larger than character “a”.**

between the confidence and accuracy in a bin-wise manner. Firstly, the probability space  $[0,1]$  is split into  $M$  bins, and the test samples are also divided into different bins according to the corresponding confidence scores. The accuracy and the average confidence of the  $m$ -th bin are calculated as follows:

$$Acc(B_m) = \frac{1}{|B_m|} \sum_{\hat{Y}_i \in B_m} \mathbb{I}(\hat{Y}_i = Y_i), \quad (5)$$

$$Conf(B_m) = \frac{1}{|B_m|} \sum_{\hat{Y}_i \in B_m} \mathbb{P}(\hat{Y}_i|x), \quad (6)$$

where  $B_m$  and  $|B_m|$  are the test samples and the number of samples in the  $m$ -th bin, respectively. And the ECE is formally defined as:

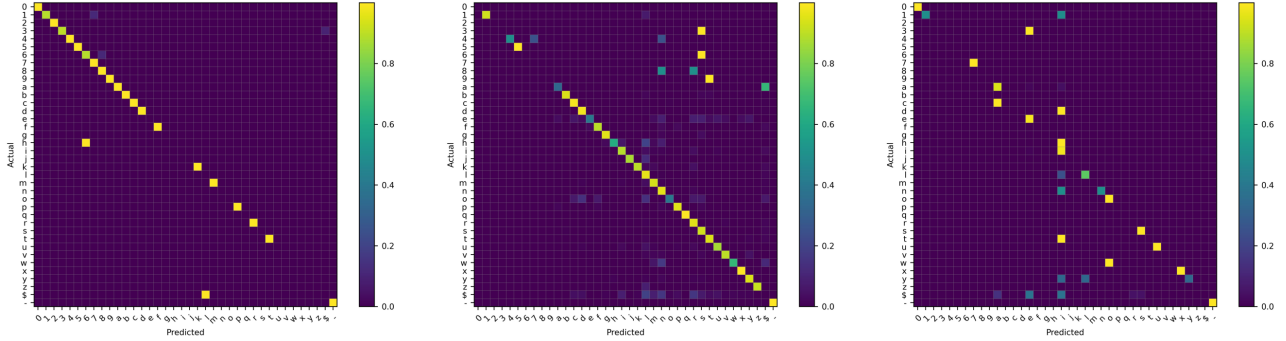
$$ECE = \sum_{m=1}^M \frac{|B_m|}{N} |Acc(B_m) - Conf(B_m)|, \quad (7)$$

For a well-calibrated model, the ECE value should be close to 0 with the accuracy is equal to the confidence score.

**Reliability Diagram** [5] The reliability diagram is the plot of  $Acc(B_m)$  versus  $Conf(B_m)$ . As is shown in Fig. 5 of Sec. 5, the solid concave curve in the reliability diagram represents the over-confidence state, while the convex one represents the confidence is less than the expected accuracy. If the model is well calibrated, the solid line should be aligned with the dotted diagonal line.

#### 3.3 Standard Label Smoothing

As the model training is associated with cross entropy loss using one-hot encoding, the large distance of 0-1 distribution is prone to make the model become over-confident for the prediction, which is undesirable for decision-making. Thus, the standard label smoothing (LS) is proposed as a common regularization technique for deep model [38]. It smooths the one-hot distribution with a hyper-parameter  $\alpha$  to obtain a soft distribution  $\hat{q}_t(y_t = k)$  of every token  $y_t$ :



Contextual confusion matrix of character “3”

Contextual confusion matrix of character “A”

Contextual confusion matrix of character “V”

**Figure 3: The example contextual confusion matrices of different tokens on scene text recognition.**

$$\hat{q}_t(y_t = k) = \begin{cases} 1 - \alpha, & \text{if } y_t = k \\ \frac{\alpha}{K-1}, & \text{if } y_t \neq k \end{cases} \quad (8)$$

Although LS is proved to be helpful to alleviate the over-confident problem[28] by smoothing confidence  $1 - \alpha$  in soft distribution, imposing the same smoothing strength on the label of all the tokens indiscriminately is inapplicable for calibrating sequence. According to the Eq. 2, even if all the tokens are correctly predicted, the sequential confidence is calculated as  $\mathbb{P}(\hat{Y}|x) \approx (1 - \alpha)^{L'}$ , which conversely leads to an exponential reduction on confidence.

## 4 METHOD

Considering the uneven prediction distribution of different classes, we first design a selective label smoothing (SLS) method to conduct an adaptive calibration based on the confusion matrix of misprediction statistics (subsection 4.1). Furthermore, we exploit the contextual dependency in the sequence and propose a context-aware selective label smoothing method based on SLS (subsection 4.2).

### 4.1 Selective Label Smoothing

The standard label smoothing method smooths the one-hot distribution of all classes evenly, while ignoring the differences between different character categories. It is a common phenomenon that the predicted error distribution varies from class to class. As shown in Fig. 2, the predicted error rate of character “j” is large than character “a”. It is reasonable to reduce the prediction confidence of error-prone character “j” by standard label smoothing. However, reducing the prediction confidence of non-error-prone character “a” is unreasonable. In this case, we focus on the frequent error-prone classes to implement an adaptive label smoothing. For the classes with few or even zero errors, it is needless to conduct label smoothing.

To obtain the statistical error-prone classes, we employ a support datasets that resembles the data distribution of the training set as the reference prediction distribution. And we construct a confusion matrix  $C_m = (c_{i,j}) \in R^{K \times K}$  to quantitatively represent the prediction of  $K$  classes, where  $c_{i,j}$  denotes the number of the elements of the  $i$ -th class but are recognized as the  $j$ -th class. Fig. 2 is an example confusion matrix of the support dataset on scene

text recognition task. Besides the correct prediction distributed on the diagonal line, the misprediction distribution of some classes is higher than that of other classes.

Here, we set a threshold to select those classes with a high error rate. And the error-prone set  $E$  can be defined:

$$E = \left\{ k \mid 1 - \frac{c_{k,k}}{\sum_j c_{k,j}} > T, k = 1, 2, \dots, K \right\} \quad (9)$$

where  $T$  denotes the probability threshold of the error-prone tokens.

And the selective smoothed label distribution  $\hat{q}(y_t = k)$  can be represented as follows:

$$\hat{q}(y_t = k) = \begin{cases} 1, & \text{if } y_t = k \text{ and } y_t \notin E \\ 1 - \alpha, & \text{if } y_t = k \text{ and } y_t \in E \\ 0, & \text{if } k \neq y_t \text{ and } y_t \notin E \\ \alpha \frac{c_{y_t,k}}{\sum_j c_{y_t,j}}, & \text{if } y_t \neq k \text{ and } y_t \in E \end{cases} \quad (10)$$

If the token  $y_t$  falls into the error-prone set  $E$ , a corresponding smoothing strategy will be conducted on the token. The error rate  $\frac{c_{y_t,k}}{\sum_j c_{y_t,j}}$  is used as the weight of smoothing strength  $\alpha$ , when the prediction  $k \neq y_t$ .

### 4.2 Context-aware Selective Label Smoothing

Considering the contextual dependency existing in the sequential recognition model, the prediction errors distribution of every token depends on the different previous token. The error-prone set is related to the class of the previous token. Thus, we further propose a context-aware selective label smoothing method. We analyze the prediction error distribution under the condition of previous token of different classes, and similarly represent it in the form of a confusion matrix. Then, We obtain  $K$  confusion matrices  $\{C_k \mid C_k = (c_{k,i,j}) \in R^{K \times K}, k = 1, 2, \dots, K\}$ . The  $C_k$  is the confusion matrix of predicted token, when the preceding token belongs to the  $k$ -th class. We name it as context confusion matrix. And  $c_{k,i,j}$  represents the number of current token belonging to the  $i$ -th class that is recognized as the  $j$ -th class for the  $k$ -th class of the preceding token.

Fig. 3 is the example context confusion matrices of different classes on scene text recognition. Errors rarely occur on the character tokens, when the preceding token is a digit “3”. There are few

prediction errors for most character tokens when the preceding token is an ‘‘A’’. But errors often occur on the character ‘‘C’’ when the preceding token is an ‘‘V’’. It can be observed that it is rational to conduct a context related calibration since the misprediction distribution varies from class to class.

Similar to the process of SLS, totally  $K$  error-prone sets  $E_k$  are obtained:

$$E_k = \left\{ i \mid 1 - \frac{c_{k,i,i}}{\sum_j c_{k,i,j}} > T, i = 1, 2, \dots, K \right\}, \quad (11)$$

where  $E_k$  denote the error-prone token set of the  $k$ -th class.

Therefore, the conditional probability distribution of context-aware selective label smoothing is correlated with the class of the preceding token  $y_{t-1}$ . The soft-target distribution  $\hat{q}(y_t = k \mid y_{t-1})$  is computed as:

$$\hat{q}(y_t = k \mid y_{t-1}) = \begin{cases} 1, & \text{if } y_t = k \text{ and } y_t \notin E_{y_{t-1}} \\ 1 - \alpha, & \text{if } y_t = k \text{ and } y_t \in E_{y_{t-1}} \\ 0, & \text{if } y_t \neq k \text{ and } y_t \notin E_{y_{t-1}} \\ \alpha \frac{c_{y_{t-1}, y_t, k}}{\sum_j c_{y_{t-1}, y_t, j}}, & \text{if } y_t \neq k \text{ and } y_t \in E_{y_{t-1}} \end{cases} \quad (12)$$

When the previous token is  $y_{t-1}$ , the distribution  $\hat{q}(y_t = k \mid y_{t-1})$  will adaptively select the error-prone set  $E_{y_{t-1}}$ . If the current token  $y_t$  is in the error-prone set  $E_{y_{t-1}}$ , a corresponding smoothing strategy will be conducted on the token  $y_t$ .

$$Loss = -\frac{1}{L} \sum_{t=1}^L \sum_{k=1}^K \hat{q}(y_t = k \mid y_{t-1}) \log(P(\hat{y}_t = k)). \quad (13)$$

The corresponding loss function will be redefined in the training process.

### 4.3 Sequence Alignment Strategy

In sequence recognition task, the existence of the omissive or redundant token in the prediction sequence sometimes leads to the misalignment between it and the reference sequence. Such misalignment results in two problems. Firstly, since one token is missing in the sequence prediction, the sequence confidence would be inaccurate without the attendance of the probability of the omissive token. The similar explanation is applied for redundant tokens. And the other problem is that the missing or redundant token makes it confusing to determine the alignment relationship between the ground truth token and the corresponding predicted token, which also influences the construction of confusion matrix.

To handle the misalignment problem, we introduce a ‘‘blank’’ class to fill the place of the missing token, and track the alignment between prediction and ground truth sequence along an operator sequence of edit distance. For example, as is shown in Fig. 4, the misalignment between predicted and reference sequence is caused by the redundant character ‘‘l’’ and the missing character ‘‘t’’, which correspond to the deletion and insertion operation in edit distance, respectively. By tracking the flag of edit distance (deletion and insertion), we complement the ‘‘blank’’ space in the corresponding position to realize the alignment.

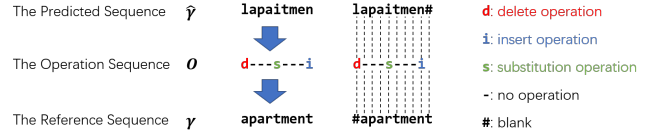


Figure 4: The illustration of the proposed sequence alignment strategy.

### 4.4 Adaptive Smoothing Strength

As is analyzed in subsection 3.3, the sequential confidence will become quite small due to the cumulative effect of tokens confidence smoothed via the same hyper-parameter  $\alpha$ . In order to solve the above-mentioned less confident problem of sequence, a trick is introduced to label smoothing. We adaptively adjust the value of hyper-parameter  $\alpha$  according to the length  $L$  of sequence. For each sequence,  $\alpha = 1 - \sqrt[L]{1 - \alpha'}$ , which compensates for the negative impact of less confidence caused by the cumulative calculation.

## 5 EXPERIMENT AND ANALYSIS

In this section, the experimental results are described and discussed. As our method focuses on sequential data, we conduct it on two sequential recognition tasks: scene text recognition (STR) and speech recognition (SR). For each task, the experimental setup including datasets, base models and implementation details are firstly described. Furthermore, we discuss the calibration results under different conditions: uncalibrated model, the model calibrated via the LS, temperature scaling (TS) and the proposed methods.

### 5.1 Scene text recognition

**5.1.1 Experiment setup.** We evaluate the proposed methods on the available benchmark datasets, including four regular datasets: IIIT5K-Words (IIIT5k) [26], Street View Text (SVT) [40], ICDAR 2003 (IC03) [24], ICDAR 2013 (IC13) [17], and three irregular datasets: ICDAR 2015 (IC15) [16], SVT-Perspective (SVTP) [31], CUTE80 (CUTE) [33]. And the support dataset is the ensemble of the training datasets of IIIT5k, SVT, IC03, IC13 and IC15. The support dataset contains a total of 8539 text instances and resembles the data distribution of training dataset [11, 13], from which we can get a general prediction distribution.

The experiment is conducted on the state-of-the-art models: ASTER model proposed by Shi et al. [34], and modular STR framework proposed by Baek et al. [1]. ASTER is an attention-based model that uses a Spatial Transformer Network [14] for rectifying oriented or curved text, and a BiLSTM for sequence modeling. For the modular STR framework, we uniformly use the Spatial Transformer Network (T) and attention-based decoder (A). Specifically, the VGG-16 (V) [35] and ResNet-34 (R) [12] are utilized as backbone networks. And the model with or without a BiLSTM is considered (B/N). We adopt three architectures of different module combinations: TVBA, TRNA and TRBA.

During the calibration, the dimension  $K$  of the confusion matrix corresponds to the number of prediction classes (26 characters, 10 digits and 1 blank) of STR task. We obtain confusion matrix and context confusion matrix from the predictions of the uncalibrated

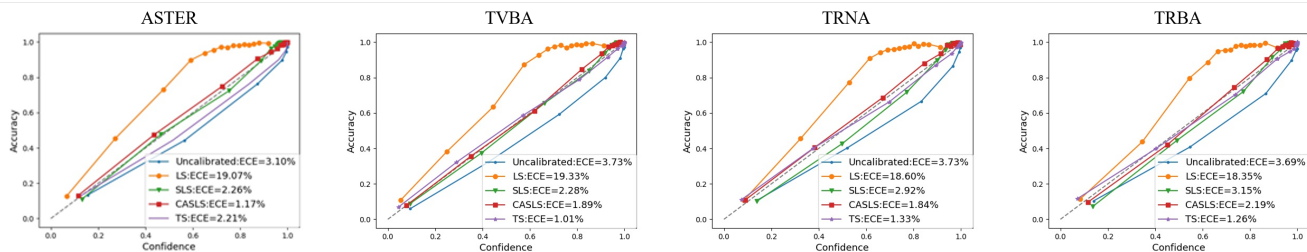


Figure 5: The reliability diagrams (with  $B_m=15$  bins) of the uncalibrated models and the models calibrated with LS, SLS and CASLS on STR task.

Table 1: The calibration results comparison of LS, TS, SLS and CASLS on STR task. The three metrics: accuracy(Acc), ECE and brier score(BS) are listed.

Method	ASTER			TVBA			TRNA			TRBA		
	Acc(%) $\uparrow$	ECE(%) $\downarrow$	BS(%) $\downarrow$	Acc(%) $\uparrow$	ECE(%) $\downarrow$	BS(%) $\downarrow$	Acc(%) $\uparrow$	ECE(%) $\downarrow$	BS(%) $\downarrow$	Acc(%) $\uparrow$	ECE(%) $\downarrow$	BS(%) $\downarrow$
Uncalibrated	87.33	3.10 (+0%)	5.24 (+0%)	83.83	3.73 (+0%)	6.01 (+0%)	85.91	3.73 (+0%)	5.73 (+0%)	86.43	3.69 (+0%)	5.52 (+0%)
LS	86.32	19.07 (+515%)	10.04 (+92%)	84.87	19.33 (+418%)	10.41 (+42%)	86.23	18.60 (+399%)	9.92 (+73%)	86.29	18.35 (+397%)	9.73 (+43%)
TS	87.33	2.21 (-29%)	4.97 (-5%)	83.83	1.01 (-72%)	5.77 (-4%)	85.91	1.33 (-64%)	5.40 (-6%)	86.43	1.26 (-66%)	5.21 (-6%)
SLS	87.09	2.26 (-27%)	5.08 (-3%)	85.14	2.28 (-39%)	5.64 (-6%)	86.49	2.92 (-22%)	5.30 (-8%)	86.56	3.15 (-15%)	5.02 (-9%)
CASLS	87.31	1.17 (-62%)	5.18 (-1%)	84.8	1.89 (-49%)	5.55 (-8%)	86.11	1.84 (-51%)	5.34 (-8%)	86.61	2.19 (-41%)	5.09 (-8%)

model on the support set, and then use SLS and CASLS to fine-tune the uncalibrated model. Here, we set up the threshold of the error-prone  $T=0.5$ , the smoothing parameter  $\alpha'=0.05$ , and the interval width of each bin  $B_m=15$ .

**5.1.2 Results and Discussion.** As is shown in Fig. 5, the blue curves below the diagonal line represent that all the uncalibrated STR models tend to be over-confident. As we analyzed before, the models trained with the LS (orange curves in Fig. 5) will become less confident instead, the curves are obviously convex in the high-confidence intervals. For all the calibration methods, SLS (green curves), TS (purple curves) and CASLS (red curves) approach are superior to the LS approach, among which the curves of TS and CASLS almost coincide with the diagonal line and can achieve the best calibration performance.

Table 1 shows the quantitative calibration results of LS, TS and the proposed SLS and CASLS methods. The accuracy, ECE and brier score (BS) are adopted as the measurements. In terms of ECE and BS, comparing with LS that widens the distance between accuracy and confidence, SLS and CASLS can achieve a good calibration performance on sequence through considering the uneven prediction distribution of different classes. And it is noted that, due to the utilization of contextual dependency, CASLS further outperforms SLS. And TS outperforms both of the proposed methods on TVBA, TRNA and TRBA. However, TS will not influence the accuracy, while the proposed methods can improve the accuracy based on the base model, and about 1.3% improvement is achieved on TVBA.

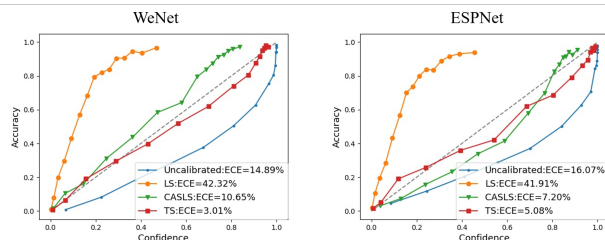


Figure 6: The reliability diagrams (with  $B_m=15$  bins) of the uncalibrated models and the models calibrated with LS, TS and CASLS on SR task.

## 5.2 Speech Recognition

**5.2.1 Experiment setup.** We conduct the experiment on AISHELL-1 corpus [4]. It is a large-scale Mandarin benchmark that contains about 170 hours speech data recorded from 400 speakers. And there are a total of 141,600 sentences in the recording. In the corpus, the training dataset contains 120,098 sentences from 340 speakers, the test dataset contains 7,176 sentences from 20 speakers. The remaining data valid dataset is utilized as the support dataset to obtain the general prediction distribution.

And we adopted the recent state-of-the-art toolkits as baseline: the WeNet proposed by Gulati et al. [45] and the ESPNet proposed by Watanabe et al. [41]. The WeNet utilizes a shared encoder that consists of multiple Transformer [39] or Conformer [9] encoder

**Table 2: The calibration results comparison of LS, TS and CASLS on SR task. The four metrics: accuracy(Acc), WER, ECE and brier score(BS) are listed.**

Method	WeNet				ESPNet			
	Acc(%) ↑	WER(%) ↓	ECE(%) ↓	BS(%) ↓	Acc(%) ↑	WER(%) ↓	ECE(%) ↓	BS(%) ↓
Uncalibrated	62.01	5.75	14.89 (+0%)	15.18 (+0%)	62.11	5.13	16.07 (+0%)	16.62 (+0%)
LS	62.56	5.30	42.32 (+184%)	34.74 (+129%)	61.27	5.30	41.91 (+160%)	35.33 (+113%)
TS	62.00	5.57	3.01 (-80%)	12.20 (-20%)	59.94	5.68	5.08 (-68%)	12.77 (-23%)
CASLS	63.77	5.25	7.00 (-53%)	12.57 (-17%)	64.08	4.72	7.20 (-55%)	13.43 (-19%)

layers to extract the phonetic feature. And a joint CTC and attention decoder is used for sequence prediction. And ESPNet utilizes recurrent neural network as encoder, and adopts the same decoder as WeNet does. It is noted that both models are trained with LS ( $\alpha'=0.1$ ) already. For a fair comparison, we retrain the models with cross-entropy loss to serve as uncalibrated models. And the CASLS is conducted based on the uncalibrated ones.

During the calibration, we reduce the dimensions of confusion matrix as the number of phenom tokens is too large (4,000 classes) to calculate in the limited computer memory. Specifically, only the classes that belong to the error-prone set are reserved in the confusion matrix. Moreover, not only the prediction of many classes is sparse, but also the correct rate of the corresponding classes is extremely low. Therefore, the threshold of the error-prone  $T$  should be low. Here, we set up the threshold of the error-prone  $T=0$ , the smoothing parameter  $\alpha=0.2$ , and the interval width of each bin  $B_m=15$ .

**5.2.2 Results and Discussion.** Fig. 6 shows the reliability diagram of WeNet and ESPNet. Similarly, all the uncalibrated models (blue curves) and the models calibrated by the LS (orange curves) suffer from the over-confident and less-confident problems, respectively. The highest sequential confidence is even lower than 0.6 after conducting LS on each token on both models. And the TS (red curves) and CASLS (green curves) approaches can achieve a relatively better calibration performance.

In table 2, the calibration performance of LS and CASLS are listed. And an additional metric, word error rate (WER), is added based on the metrics used in STR task. Both models trained with CASLS achieve the improvement in accuracy and the reduction in WER. In terms of ECE and BS, the CASLS reduce the ECE by 53% on WeNet. On ESPNet, the effect of CASLS is slighter, but still achieves a 55% reduction in ECE. Although TS performs best in terms of ECE and BS, our proposed method can effectively improve the recognition metrics with the second best performance on calibration metrics.

## 6 CONCLUSION

In this paper, we have investigated the problem of confidence calibration for sequence recognition. A so-called Context-Aware Selective Label Smoothing (CASLS) method has been proposed, which

boosts label smoothing by leveraging the intrinsic contextual dependency underlying sequences and the statistical priors of class-specific prediction errors. Intensive experiments for two sequence recognition tasks, i.e., scene text recognition and speech recognition, both on publicly available benchmarking datasets, have been carried out to demonstrate our CASLS can achieve state-of-the-art performance. Ablation studies have also been conducted to further verify the effectiveness of the proposed method. In our future work, we will further verify our method on more sequential recognition tasks. We will also explore more effective strategies for making use of the contextual information.

## 7 ACKNOWLEDGEMENTS

The research is supported in part by Guangdong Basic and Applied Basic Research Foundation (No. 2021A1515012282), National Nature Science Foundation of China (Granted No. 61936003, 62076099) and the Alibaba Innovative Research (AIR) Program.

## REFERENCES

- [1] Jeonghun Baek, Geewook Kim, Junyeop Lee, Sungrae Park, Dongyoon Han, Sangdoon Yun, Seong Joon Oh, and Hwalsuk Lee. 2019. What Is Wrong With Scene Text Recognition Model Comparisons? Dataset and Model Analysis. In *International Conference on Computer Vision (ICCV)*. IEEE Computer Society, Seoul, Korea, 4714–4722.
- [2] Wentao Bao, Qi Yu, and Yu Kong. 2020. Uncertainty-based Traffic Accident Anticipation with Spatio-Temporal Relational Learning. In *Proceedings of the 28th ACM International Conference on Multimedia*. ACM, Seattle, WA, USA, 2682–2690.
- [3] G. W. Brier. 1950. Verification of forecasts expressed of probability. *Monthly Weather Review* 78, 1 (1950), 1–3.
- [4] Hui Bu, Jiayu Du, Xingyu Na, Bengu Wu, and Hao Zheng. 2017. AISHELL-1: An open-source Mandarin speech corpus and a speech recognition baseline. In *20th Conference of the Oriental Chapter of the International Coordinating Committee on Speech Databases and Speech I/O Systems and Assessment*. IEEE Computer Society, Seoul, Korea, 1–5.
- [5] Morris Degroot and Stephen Fienberg. 1983. The Comparison and Evaluation of Forecasters. *Journal of the Royal Statistical Society: Series D (The Statistician)* 32, 1-2 (1983), 12–22.
- [6] Zhipeng Ding, Xu Han, Peirong Liu, and Marc Niethammer. 2020. Local Temperature Scaling for Probability Calibration. arXiv:2008.05105
- [7] Maha Elbayad, Laurent Besacier, and Jakob Verbeek. 2018. Token-level and sequence-level loss smoothing for RNN language models. In *Proceedings of the 56th Annual Meeting of the Association for Computational Linguistics*, Iryna Gurevych and Yusuke Miyao (Eds.). Association for Computational Linguistics, Melbourne, 2094–2103.
- [8] Yingbo Gao, Weiyue Wang, Christian Herold, Zijian Yang, and Hermann Ney. 2020. Towards a Better Understanding of Label Smoothing in Neural Machine Translation. In *Proceedings of the 1st Conference of the Asia-Pacific Chapter of the Association for Computational Linguistics and the 10th International Joint Conference on Natural Language Processing*. Association for Computational Linguistics, Seattle, Washington, USA, 212–223.
- [9] Anmol Gulati, James Qin, Chung-Cheng Chiu, Niki Parmar, Yu Zhang, Jiahui Yu, Wei Han, Shibo Wang, Zhengdong Zhang, Yonghui Wu, and Ruoming Pang. 2020. Conformer: Convolution-augmented Transformer for Speech Recognition. In *Interspeech 2020, 21st Annual Conference of the International Speech Communication Association*. ISCA, Shanghai, China, 5036–5040.
- [10] Chuan Guo, Geoff Pleiss, Yu Sun, and Kilian Q. Weinberger. 2017. On Calibration of Modern Neural Networks. In *Proceedings of the 34th International Conference on Machine Learning*, Vol. 70. PMLR, Sydney, Australia, 1321–1330.
- [11] Ankush Gupta, Andrea Vedaldi, and Andrew Zisserman. 2016. Synthetic Data for Text Localisation in Natural Images. In *IEEE Conference on Computer Vision and Pattern Recognition*. IEEE Computer Society, Las Vegas, 2315–2324.
- [12] Kaiming He, Xiangyu Zhang, Shaoqing Ren, and Jian Sun. 2016. Deep Residual Learning for Image Recognition. In *IEEE Conference on Computer Vision and Pattern Recognition*. IEEE Computer Society, Las Vegas, 770–778.
- [13] Max Jaderberg, Karen Simonyan, Andrea Vedaldi, and Andrew Zisserman. 2014. Synthetic Data and Artificial Neural Networks for Natural Scene Text Recognition. arXiv:1406.2227
- [14] Max Jaderberg, Karen Simonyan, Andrew Zisserman, and Koray Kavukcuoglu. 2015. Spatial Transformer Networks. In *Advances in Neural Information Processing Systems 28: Annual Conference on Neural Information Processing Systems 2015*, Vol. 28. Curran Associates, Inc., Montreal, Quebec, Canada, 2017–2025.
- [15] Byeongmoon Ji, Hyemin Jung, Jihyeon Yoon, Kyungyul Kim, and Younghak Shin. 2019. Bin-wise Temperature Scaling (BTS): Improvement in Confidence Calibration Performance through Simple Scaling Techniques. In *IEEE/CVF International Conference on Computer Vision Workshops*. IEEE Computer Society, Seoul, Korea, 4190–4196.
- [16] Dimosthenis Karatzas, Lluís Gomez-Bigorda, Angelos Nicolaou, Suman K. Ghosh, Andrew D. Bagdanov, Masakazu Iwamura, Jiri Matas, Lukas Neumann, Vijay Ramaseshan Chandrasekhar, Shijian Lu, Faisal Shafait, Seiichi Uchida, and Ernest Valveny. 2015. ICDAR 2015 competition on Robust Reading. In *13th International Conference on Document Analysis and Recognition*. IEEE Computer Society, Nancy, France, 1156–1160.
- [17] Dimosthenis Karatzas, Faisal Shafait, Seiichi Uchida, Masakazu Iwamura, Lluís Gomez i Bigorda, Sergi Robles Mestre, Joan Mas, David Fernández Rota, Jon Almazán, and Lluís-Pere de las Heras. 2013. ICDAR 2013 Robust Reading Competition. In *12th International Conference on Document Analysis and Recognition*. IEEE Computer Society, Washington, DC, USA, 1484–1493.
- [18] Young-Min Kim and Tae-Hoon Lee. 2020. Korean clinical entity recognition from diagnosis text using BERT. *BMC Medical Informatics and Decision Making* 20-S, 7 (2020), 242.
- [19] Volodymyr Kuleshov and Percy Liang. 2015. Calibrated Structured Prediction. In *Advances in Neural Information Processing Systems 28: Annual Conference on Neural Information Processing Systems*, Corinna Cortes, Neil D. Lawrence, Daniel D. Lee, Masashi Sugiyama, and Roman Garnett (Eds.), Vol. 28. Curran Associates, Inc., Montreal, Quebec, Canada, 3474–3482.
- [20] Aviral Kumar and Sunita Sarawagi. 2019. Calibration of Encoder Decoder Models for Neural Machine Translation. arXiv:1903.00802
- [21] Aviral Kumar, Sunita Sarawagi, and Ujjwal Jain. 2018. Trainable Calibration Measures For Neural Networks From Kernel Mean Embeddings. In *Proceedings of the 35th International Conference on Machine Learning (Proceedings of Machine Learning Research, Vol. 80)*. PMLR, Stockholm, Sweden, 2810–2819.
- [22] Tim Leathart and Maksymilian Polaczuk. 2020. Temporal Probability Calibration. arXiv:2002.02644
- [23] Tsung-Yi Lin, Priya Goyal, Ross B. Girshick, Kaiming He, and Piotr Dollár. 2017. Focal Loss for Dense Object Detection. In *IEEE International Conference on Computer Vision*. IEEE Computer Society, Venice, Italy, 2999–3007.
- [24] Simon M. Lucas, Alex Panaretos, Luis Sosa, Anthony Tang, Shirley Wong, Robert Young, Kazuki Ashida, Hiroki Nagai, Masayuki Okamoto, Hiroaki Yamamoto, Hidetoshi Miyao, JunMin Zhu, WuWen Ou, Christian Wolf, Jean-Michel Jolion, Leon Todoran, Marcel Worring, and Xiaofan Lin. 2005. ICDAR 2003 robust reading competitions: entries, results, and future directions. *International Journal on Document Analysis & Recognition* 7, 2-3 (2005), 105–122.
- [25] Michal Lukasik, Himanshu Jain, Aditya Krishna Menon, Seungyeon Kim, Srinadh Bhojanapalli, Felix X. Yu, and Sanjiv Kumar. 2020. Semantic Label Smoothing for Sequence to Sequence Problems. In *Proceedings of the 2020 Conference on Empirical Methods in Natural Language Processing*. Association for Computational Linguistics, Virtual, 4992–4998.
- [26] Anand Mishra, Karteek Alahari, and C. V. Jawahar. 2012. Top-down and bottom-up cues for scene text recognition. In *IEEE Conference on Computer Vision and Pattern Recognition*. IEEE Computer Society, Providence, RI, USA, 2687–2694.
- [27] Jishnu Mukhoti, Viveka Kulharia, Amartya Sanyal, Stuart Golodetz, Philip H. S. Torr, and Puneet K. Dokania. 2020. Calibrating Deep Neural Networks using Focal Loss. In *Advances in Neural Information Processing Systems 33: Annual Conference on Neural Information Processing Systems*, Vol. 33. Curran Associates, Inc., MukhotiKSGTD20, 15288–15299.
- [28] Rafael Müller, Simon Kornblith, and Geoffrey E. Hinton. 2019. When does label smoothing help?. In *Advances in Neural Information Processing Systems 32: Annual Conference on Neural Information Processing Systems*, Hanna M. Wallach, Hugo Larochelle, Alina Beygelzimer, Florence d’Alché-Buc, Emily B. Fox, and Roman Garnett (Eds.), Vol. 32. Curran Associates, Inc., Vancouver, BC, Canada, 4696–4705.
- [29] Mahdi Pakdaman Naeini, Gregory F. Cooper, and Milos Hauskrecht. 2015. Obtaining Well Calibrated Probabilities Using Bayesian Binning. In *Proceedings of the 29th AAAI Conference on Artificial Intelligence*. AAAI Press, Austin, Texas, USA, 2901–2907.
- [30] Kishore Papineni, Salim Roukos, Todd Ward, and Wei-Jing Zhu. 2002. Bleu: a Method for Automatic Evaluation of Machine Translation. In *Proceedings of the 40th Annual Meeting of the Association for Computational Linguistics*. ACL, Philadelphia, PA, USA, 311–318.
- [31] Trung Quy Phan, Palaiahnakote Shivakumara, Shangxuan Tian, and Chew Lim Tan. 2013. Recognizing Text with Perspective Distortion in Natural Scenes. In *IEEE International Conference on Computer Vision*. IEEE Computer Society, Sydney, Australia, 569–576.
- [32] J. C. Platt. 1999. Probabilistic Outputs for Support Vector Machines and Comparisons to Regularized Likelihood Methods. *Advances in Large Margin Classifiers* 10, 3 (1999), 61–74.
- [33] Anhar Risnumawan, Palaiahnakote Shivakumara, Chee Seng Chan, and Chew Lim Tan. 2014. A robust arbitrary text detection system for natural scene images. *Expert Systems with Applications* 41, 18 (2014), 8027–8048.
- [34] Baoguang Shi, Mingkun Yang, Xinggang Wang, Pengyuan Lyu, Cong Yao, and Xiang Bai. 2019. ASTER: An Attentional Scene Text Recognizer with Flexible Rectification. *IEEE Transactions on Pattern Analysis and Machine Intelligence* 41, 9 (2019), 2035–2048.
- [35] Karen Simonyan and Andrew Zisserman. 2015. Very Deep Convolutional Networks for Large-Scale Image Recognition. arXiv:1409.1556
- [36] Ron Slossberg, Oron Anshel, Amir Markovitz, Ron Litman, Aviad Aberdam, Shahar Tsiper, Shai Mazor, Jon Wu, and R. Manmatha. 2020. On Calibration of Scene-Text Recognition Models. arXiv:2012.12643
- [37] Minguang Song, Yunxin Zhao, Shaojun Wang, and Mei Han. 2020. Learning Recurrent Neural Network Language Models With Context-Sensitive Label Smoothing for Automatic Speech Recognition. In *IEEE International Conference on Acoustics, Speech and Signal Processing*. IEEE Computer Society, Barcelona, Spain, 6159–6163.
- [38] Christian Szegedy, Vincent Vanhoucke, Sergey Ioffe, Jonathon Shlens, and Zbigniew Wojna. 2016. Rethinking the Inception Architecture for Computer Vision. In *IEEE Conference on Computer Vision and Pattern Recognition*. IEEE Computer Society, Las Vegas, NV, USA, 2818–2826.
- [39] Ashish Vaswani, Noam Shazeer, Niki Parmar, Jakob Uszkoreit, Llion Jones, Aidan N. Gomez, Lukasz Kaiser, and Illia Polosukhin. 2017. Attention is All you Need. In *Advances in Neural Information Processing Systems 30: Annual Conference on Neural Information Processing Systems*, Vol. 30. Curran Associates, Inc., Long Beach, CA, USA, 5998–6008.



- [40] Kai Wang, Boris Babenko, and Serge J. Belongie. 2011. End-to-end scene text recognition. In *IEEE International Conference on Computer Vision*, Dimitris N. Metaxas, Long Quan, Alberto Sanfeliu, and Luc Van Gool (Eds.). IEEE Computer Society, Barcelona, Spain, 1457–1464.
- [41] Shinji Watanabe, Takaaki Hori, Shigeki Karita, Tomoki Hayashi, Jiro Nishitoba, Yuya Unno, Nelson Enrique Yalta Soplín, Jahn Heymann, Matthew Wiesner, Nanxin Chen, Adithya Renduchintala, and Tsubasa Ochiai. 2018. ESPnet: End-to-End Speech Processing Toolkit. In *Interspeech 2018, 19th Annual Conference of the International Speech Communication Association*. ISCA, Hyderabad, India, 2207–2211.
- [42] Dong Yu, Jinyu Li, and Li Deng. 2011. Calibration of Confidence Measures in Speech Recognition. *IEEE Transactions on Audio, Speech, and Language Processing* 19, 8 (2011), 2461–2473. <https://doi.org/10.1109/TASL.2011.2141988>
- [43] Bianca Zadrozny and Charles Elkan. 2001. Obtaining calibrated probability estimates from decision trees and naive Bayesian classifiers. In *Proceedings of the 18th International Conference on Machine Learning (ICML 2001)*. Morgan Kaufmann, Williamstown, MA, USA, 609–616.
- [44] Bianca Zadrozny and Charles Elkan. 2002. Transforming classifier scores into accurate multiclass probability estimates. In *Proceedings of the 8th ACM SIGKDD International Conference on Knowledge Discovery and Data Mining*. ACM, Edmonton, Alberta, Canada, 694–699.
- [45] Binbin Zhang, Di Wu, Chao Yang, Xiaoyu Chen, Zhendong Peng, Xiangming Wang, Zhuoyuan Yao, Xiong Wang, Fan Yu, Lei Xie, and Xin Lei. 2021. WeNet: Production First and Production Ready End-to-End Speech Recognition Toolkit. arXiv:2102.01547
- [46] Yi Zheng, Xianjie Yang, and Xuyong Dang. 2020. Homophone-based Label Smoothing in End-to-End Automatic Speech Recognition. arXiv:2004.03437