

Nelson's Logical Diagrams

Andrew Aberdein

Abstract. As is now well known, the generalization of the square of opposition to a hexagon was discovered independently by three philosophers in the early 1950s: Paul Jacoby, Augustin Sesmat, and Robert Blanché [4]. Much less well known is the earlier use of similar diagrams by the German philosopher Leonard Nelson (1882–1927). This paper explores the significance of Nelson's work for the history of the JSB hexagon and for logical geometry more widely.

Mathematics Subject Classification (2000). Primary 03A05; Secondary 01A60.

Keywords. Leonard Nelson, JSB hexagon, logical geometry, cube of opposition.

1. Who was Leonard Nelson?¹

A fascinating if neglected figure, Leonard Nelson (1882–1927) upheld a minority tradition within post-Kantian German philosophy: Nelson saw himself as a posthumous disciple of another neglected German philosopher, Jakob Friedrich Fries (1773–1843). Almost alone amongst Kant's nineteenth-century interpreters, Fries stressed the methodological aspects of Kant's work over its metaphysical implications. Fries's influence faded fast after his death, and his work was little known when Nelson encountered it as a student. Nelson made it his life's work to remedy this oversight. Initially, this focus may have imperilled Nelson's own career: he secured a position at Göttingen only with the intervention of the mathematician David Hilbert, and over the objections of Edmund Husserl and other members of the philosophy faculty [16, p. 122]. Nelson's early death limited his direct influence—and frustratingly prevented what might have been a fruitful interaction with the pioneers of analytic philosophy. However, Nelson had a profound effect on his immediate circle amongst whom his posthumous influence was enduring. Nelson was a

I delivered an earlier version of this paper at the 7th World Congress on the Square of Opposition, held at KU Leuven in September 2022. I am grateful to the audience in general and in particular to Ryan Christensen for supplying a copy of a diagram I had not seen. I am also grateful to the editors and referees of this volume for their encouraging comments.

¹This section is based on a similar discussion in [1, p. 455].

prolific author across a range of philosophical topics, from metaphysics to the philosophy of law, but his chief focus was the methodology of philosophical reasoning itself. Although some of his major works have been translated into English [12, 13], this project was abandoned before completion. More recently, a series of lectures which had been omitted from Nelson's collected works has been published in German and English translation [14, 15]. These lectures on "Typische Denkfehler in der Philosophie", or "Typical Errors of Thinking in Philosophy", were delivered at Göttingen in 1921. As we shall see, Nelson's contribution to logical geometry began with earlier work, but it is perhaps most fully developed in these lectures.

2. Nelson's diagrams

Nelson blamed many errors of philosophical reasoning on the fallacy of false dichotomy. In particular, pairs of contrary propositions, which can be both false but not both true, are often treated as contradictory, so neither both true or both false. Nelson used diagrams to depict this phenomenon, as in his reconstruction of Kant's defence of the synthetic a priori in Fig. 1.

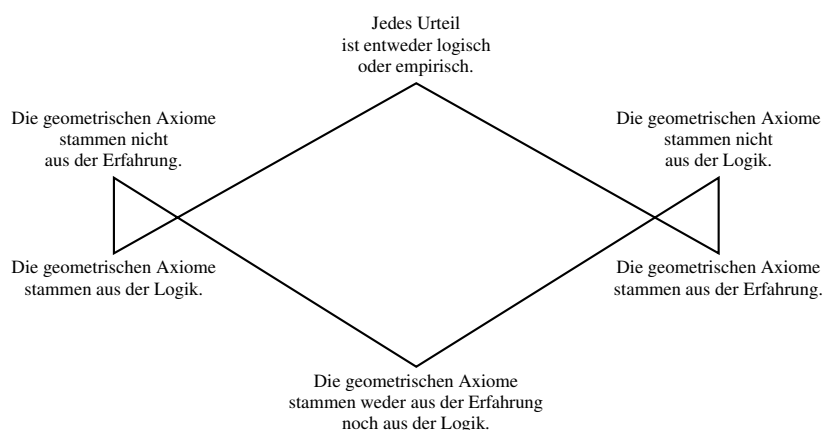


FIGURE 1. Nelson's reconstruction of Kant [14]

In the English edition of the 1921 Göttingen lectures, the translator and editor Fernando Leal adds arrowheads to clarify the direction of Nelson's inferences (Fig. 2). Pairs of converging arrows are intended to be read as indicating arguments whose premisses are linked, thereby providing joint support for the target proposition. The starting positions of the two opposed parties are at upper left and right; at top is a shared presupposition that each relies on to derive conclusions at lower left and right, respectively. But Nelson (with Kant) urges rejection of this presupposition, leading to the bottom proposition, the conjunction of the ostensibly rival starting positions.

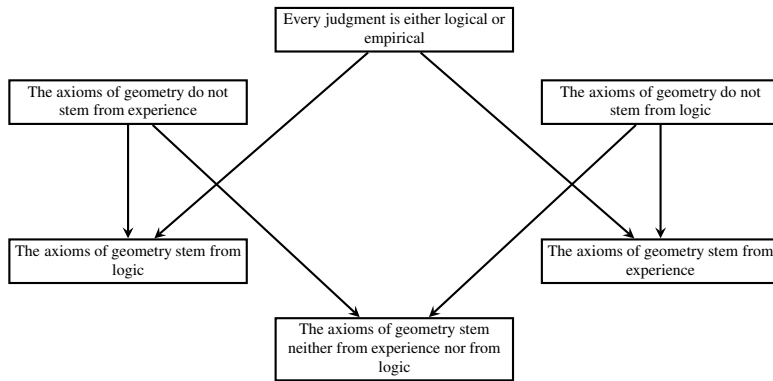


FIGURE 2. Nelson's reconstruction of Kant, as presented by Leal [15, p. 80]

Although the diagrams in Nelson's 1921 lectures are all example specific, Leal has proposed a reconstruction of their general form (Fig. 3(a)). If P and Q are known to be contraries, then P , Q , and $\neg(P \vee Q)$ are pairwise contrary and $\neg P$, $\neg Q$, and $P \vee Q$ pairwise subcontrary. Of course each proposition is contradictory to its negation. Hence, as I have observed elsewhere [1, p. 458], the Nelson diagram in Fig. 3(a) is topologically equivalent to the JSB hexagon of opposition in Fig. 3(b) (adding Jean-Yves Béziau's now standard colour-coding of contraries, subcontraries, and contradictories: [2, p. 3]). All that is required is to "untwist" the sides of the diagram and reverse the direction of Leal's arrows such that they now represent subalternation. In particular, applying this procedure to Fig. 2 yields Béziau's "Kantian Hexagon" (Fig. 4).

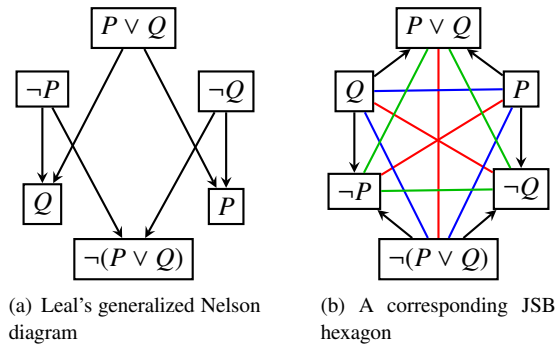


FIGURE 3. Leal's reconstruction of the general form of a Nelson diagram and its JSB counterpart

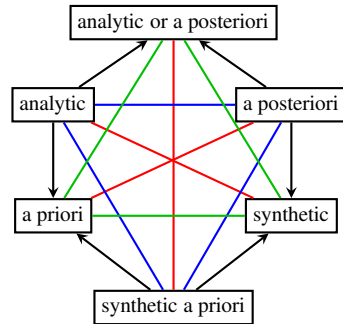


FIGURE 4. Béziau's "Kantian hexagon" (after [2, p. 27])

3. Further examples

Nelson's 1921 lectures were not the first occasion on which he employed these distinctive logical diagrams. Other examples may be found in several of his earlier works (e.g. [9, pp. 112, 123, 235, 372]; [11, pp. 22, 116, 282, 300, 308, 310, 322, 393]). For instance, Fig. 5, from 1915, analyses a political dilemma between inter-state anarchy and a world state ([10, p. 22], reprinted as [11, p. 22])—a question of more than conjectural interest when posed at the height of World War I. This example reoccurs in the 1921 lectures in somewhat simplified form as Fig. 6. I have recast it as a JSB hexagon in Fig. 7. An even pithier political dilemma may be found in the English edition of one of Nelson's posthumously published works [13, p. 252].

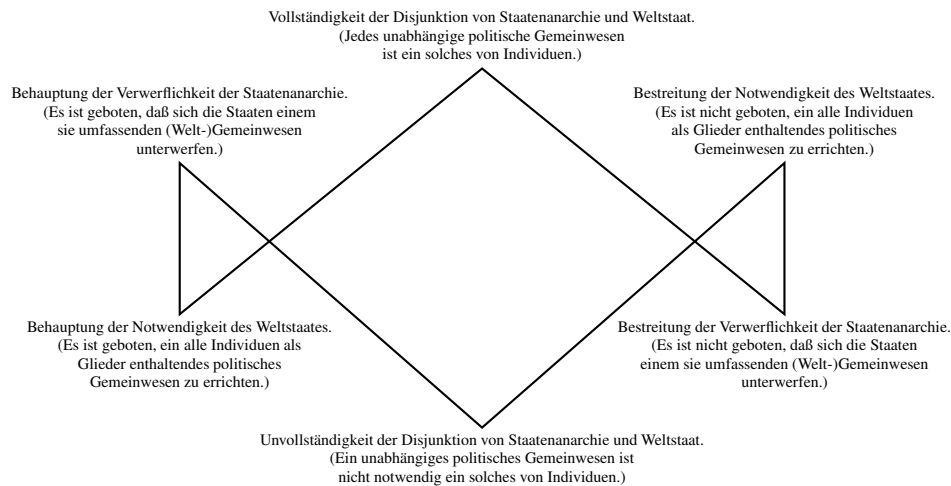


FIGURE 5. Nelson's political dilemma [10, p. 22].

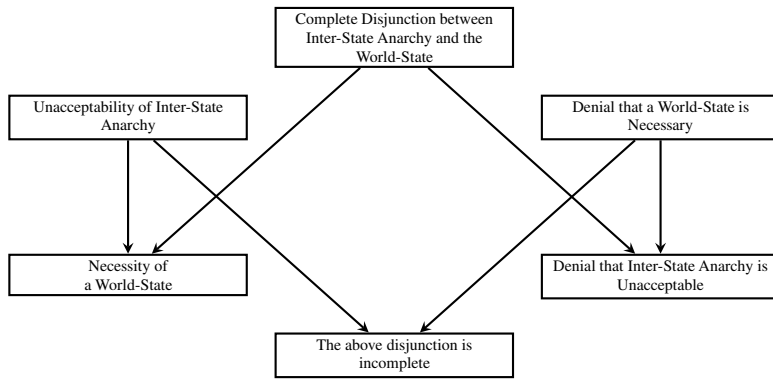


FIGURE 6. Nelson's political dilemma [15, p. 173]

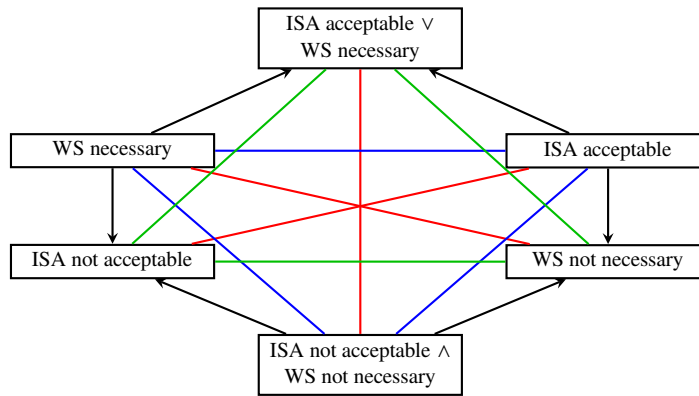


FIGURE 7. Nelson's political dilemma

4. An imperfect example

One limitation on this reconstruction is that Nelson does not always require that P and Q are contraries (despite the assumption made in Leal's generalization). Consider, for example, Fig. 8, his analysis of the relationship of duty and value [15, p. 186]. I have reconstructed it as Fig. 9, where D is "one's duty is fulfilled" and V is "one's action has value". (The shared disjunctive premiss, here expressed as a conditional, has been simplified from Nelson's biconditional since its converse is not required for the inferences that he draws from it.)

However, we may observe two problems with Fig. 9. Firstly, the shared disjunctive premiss, $(V \rightarrow D) \rightarrow (D \rightarrow V)$, is actually equivalent to one of the other statements, $(D \rightarrow V)$. Obviously, their contradictories, $(V \rightarrow D) \wedge \neg(D \rightarrow V)$ and $\neg(D \rightarrow V)$, are also equivalent. Hence the hexagon collapses into a square. More importantly, the two

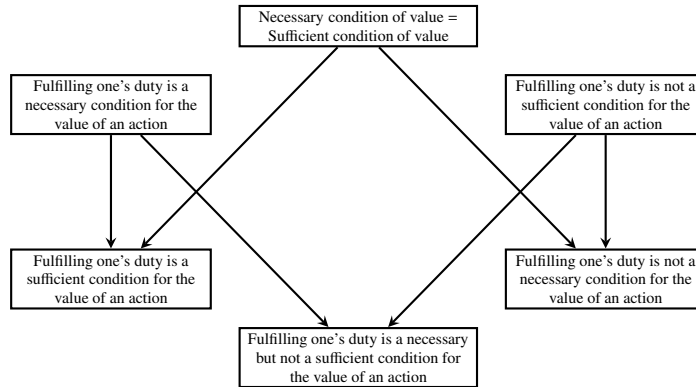


FIGURE 8. Nelson on duty and value [15, p. 186]

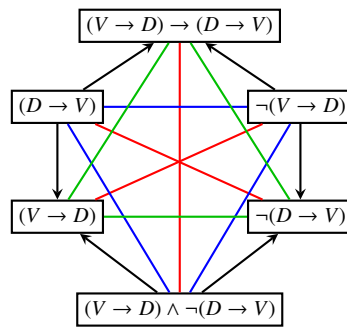


FIGURE 9. Nelson on duty and value

ostensibly contrary statements $(D \rightarrow V)$ and $\neg(V \rightarrow D)$ are not contrary: they are both true when D is false and V is true, that is in a situation in which one's duty is not fulfilled but one's action does have value. Of course, this assumes a truth-functional account of the conditional, which is arguably anachronistic in the interpretation of Nelson.

5. More than six vertices

Perhaps the most dramatic departure that Nelson's diagrams make from the general form proposed by Leal is that some of them have more than six vertices. Indeed, what appears to be the first such diagram in Nelson's work (Fig. 10) has eight vertices [8, p. 57]. (The translation in Fig. 11 is taken from [12, p. 146].) It occurs at the end of a long footnote (spread over three pages in both German and English editions) in which Nelson proposes this diagram as an affirmative answer to a question posed by Kant: "Would it be possible to draw a priori a diagram of the history of philosophy, with which the eras of the various

theories that philosophers have held (on the basis of the available data) would correspond as though they had had this very diagram before them and had proceeded in the knowledge of it?"² Nelson continues,

Scientific interest in the history of philosophy is directed solely toward progress in the development of methods, not toward the results of individual philosophers—or at any rate toward these results only so far as they are dependent on the method followed. A law of the development of ideas can be formulated only in respect to method; and this law is rendered manifest by our diagram. This diagram is modeled on the organization of reason itself. The psychological point of view according to which it is constructed guarantees, on the one hand, that in all its subdivisions it is independent of standards that are either historically conditioned or arbitrarily assumed. Thus, it affords us a secure prescript by which we can peruse, in the light of principles, all the methodologically significant advances and errors in the history of the philosophical disciplines, in order to trace them back to their origin in reason itself. ([12, pp. 144 f., n. 11], translating [8, pp. 55 f., n. 1]).

A version of this diagram (Fig. 12) may be found in the 1921 lectures [15, p. 199]. The lectures also contain a seven-vertex diagram, Fig. 13, in which no additional premiss is required in order to reach the correct conclusion [15, p. 97].

Leal does not present an account of the general form of the eight (or seven) vertex diagram analogous to that in Fig. 3(a). But, crucially, we may observe that the “false way out” can be understood as a third disjunct which must also be rejected in order to reach the correct conclusion. Hence, where the six vertex Nelson diagram is an analysis of a false dichotomy, the eight vertex diagram may be understood as an analysis of a false trichotomy. The eight vertex diagram is also where Nelson comes closest to presenting a general form for his diagrams (Fig. 14(a)). However, it should be noted that the labels are all given specific definitions in the immediately preceding text [11, p. 626 f.]. So, although the labels are chosen in a manner suggestive of generality (*P* for “Prämisse”, *K* for “Konsequenz”, and so forth), there is no direct indication that Nelson understood them in this manner, rather than as a passing typographical convenience. On the other hand, the significance that Nelson attributes to this diagram (as indicated in the passage quoted above) and the heterogeneity of his examples suggest that he did understand it as capturing a widespread pattern of thought. If we accept that the extra vertices may be treated as a third disjunction and its negation, we may generalize Leal's account of the six vertex diagram to the eight vertex case, as in Fig. 14(b).

I owe a final insight to a brief note by Kelley L. Ross, who observes that, since the eight vertex Nelson diagram also has twelve edges, it is isomorphic to a cube [17]. Specifically, we may observe that it is isomorphic to the cube of opposition proposed by

²This is Thomas K. Brown, III's translation from [12, p. 144]. Peter Heath, translating this passage for the Cambridge Edition of the Works of Immanuel Kant, renders the German “ein Schema” not as “a diagram”, but less suggestively as “a schema” [5, p. 418].

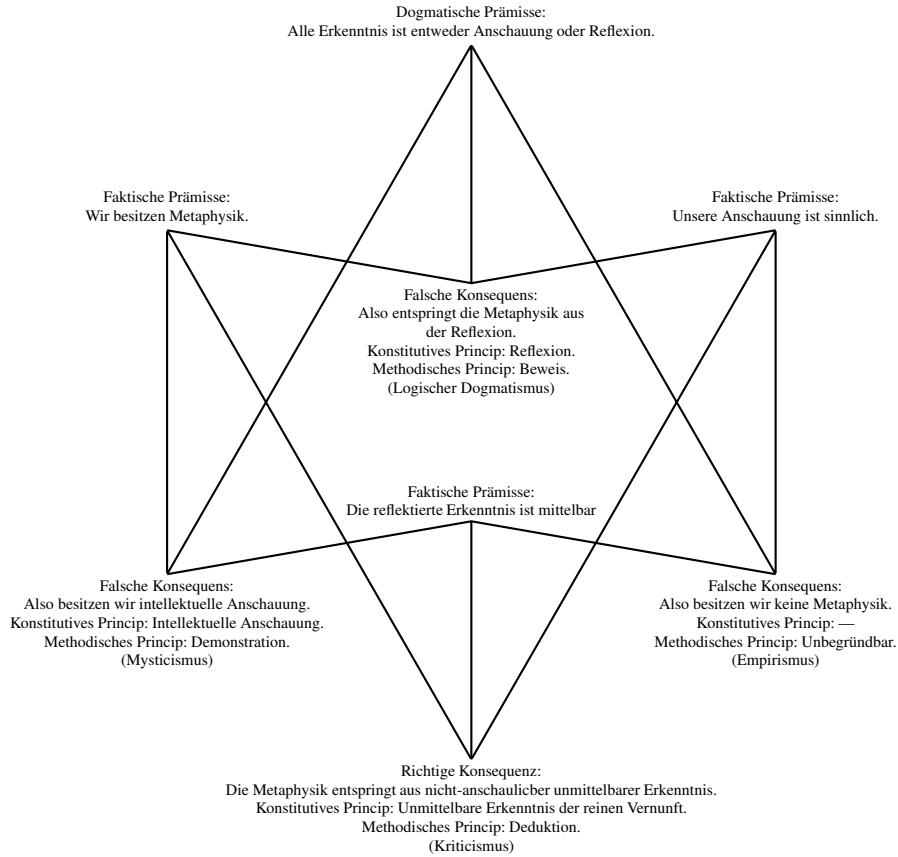


FIGURE 10. Nelson's earliest published diagram [8, p. 57].

Alessio Moretti as resulting from four mutually exclusive propositions [6, p. 25].³ Thus we may reconstruct the eight vertex diagram as an instance of Moretti's cube of opposition (Fig. 15). To justify this relationship, we generalize the assumption of contrariety made in mapping the six vertex diagram to the JSB hexagon to the claim that P , Q , R , and $\neg P \wedge \neg Q \wedge \neg R$ are pairwise contrary. This in turn implies that $\neg P$, $\neg Q$, $\neg R$, and $P \vee Q \vee R$ are pairwise subcontrary. These comprise the blue and green tetrahedra, respectively, in Fig. 15. All twelve edges represent implications: those from $\neg P \wedge \neg Q \wedge \neg R$ to one of its conjuncts or to $P \vee Q \vee R$ from one of its disjuncts are logically necessary; the other six follow from the assumption of contrariety.

³Ross's cube differs from mine in some inessential details: I have oriented its vertices so as to make the isomorphism to Moretti's cube explicit.

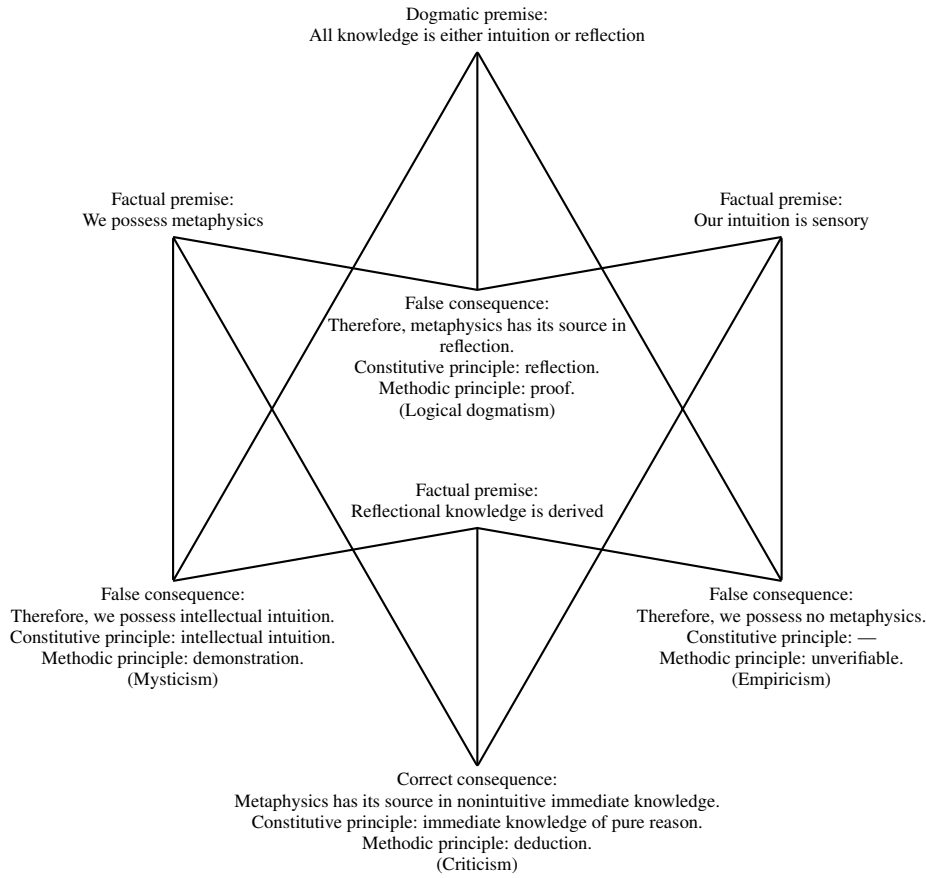


FIGURE 11. Nelson's earliest published diagram in translation [12, p. 146].

6. Conclusion

It is the contention of this paper that the foregoing establishes Nelson as having anticipated what was once called the Blanché hexagon and is now more often called the JSB hexagon. (Perhaps it should henceforth be called the NJSB hexagon.) Even more remarkably, Nelson can also be seen as anticipating Moretti's analogous cube of opposition. In making these claims, we must acknowledge several important caveats. Firstly, it is not entirely clear that Nelson was proposing a general scheme (tantalyzing as Fig. 14(a) may be). Even so, it is straightforward to generalize Nelson's work. Secondly, Nelson's hexagons are not the convex hexagons familiar from Blanché's work. But convex hexagons are not

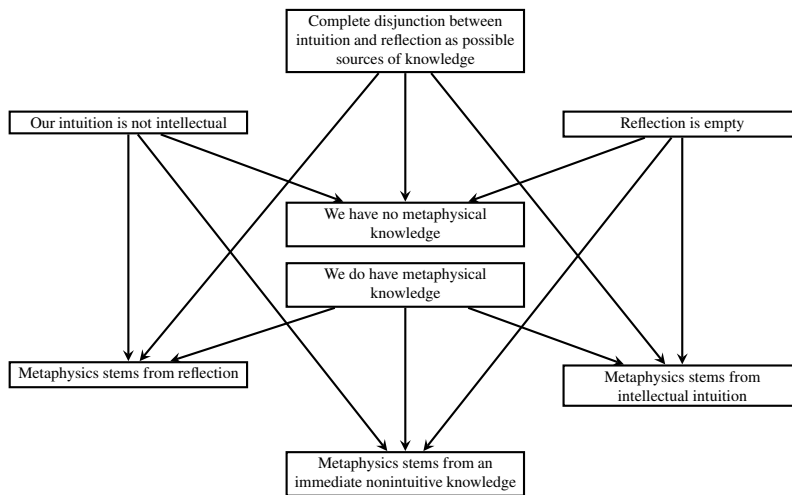


FIGURE 12. Nelson on immediate nonintuitive knowledge [15, p. 199]

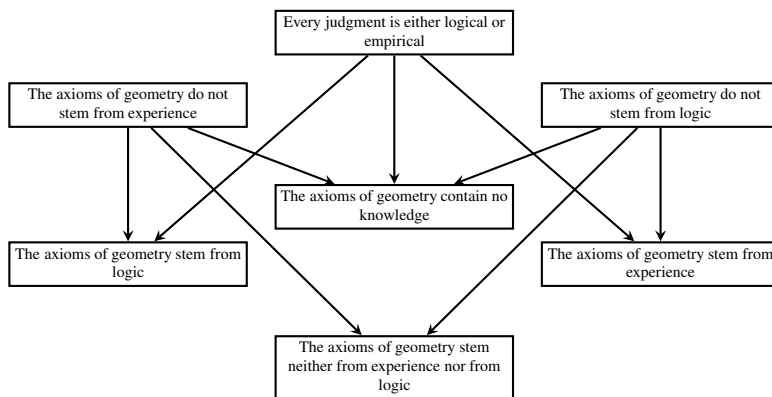


FIGURE 13. Nelson on conventionalism as “Poincaré’s false way out” [15, p. 97]

the only hexagons: Nelson’s hexagons are self-intersecting hexagons.⁴ It should also be noted that Jacoby’s “double triangle” is not a convex hexagon either [3, p. 44]. Thirdly, some of Nelson’s diagrams—indeed, the earliest published—have more than six vertices. But, as we have seen, this may be taken as suggesting Nelson was even further advanced in his anticipation of later work in logical geometry.⁵ Lastly, but perhaps most importantly,

⁴Specifically, they are one of six types of self-intersecting hexagons with regular vertices, identified as the “center-flip” hexagon here: https://en.wikipedia.org/wiki/Hexagon#Self-crossing_hexagons.

⁵Although Lewis Carroll, for one, may be argued to have gone further and earlier [7].

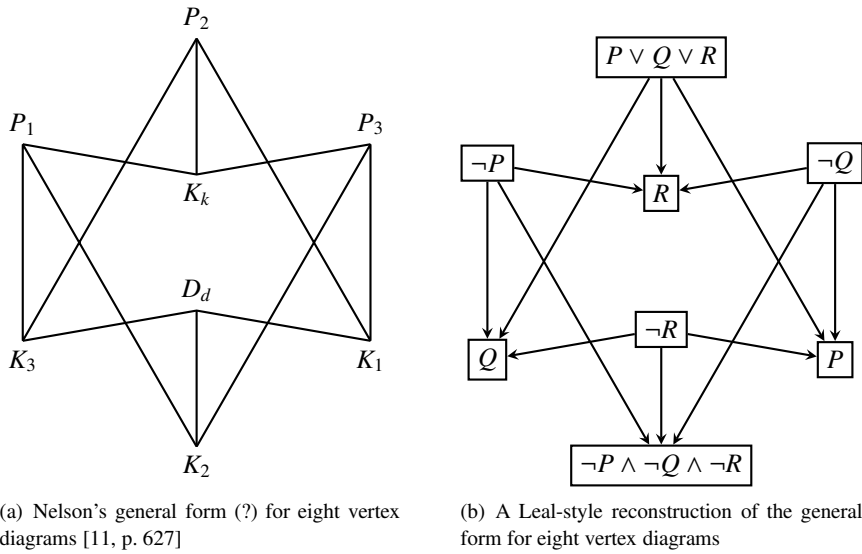


FIGURE 14. Eight vertex diagrams

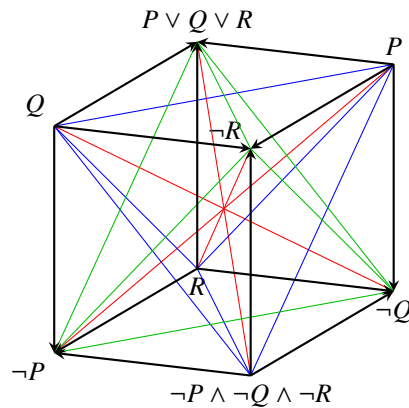


FIGURE 15. A cube of opposition isomorphic to an eight vertex Nelson diagram

there is no indication that Nelson understood his work as an extension of the traditional square of opposition, or in any way a contribution to the logic of categorical propositions. His diagrams make the entailment relations of the hexagon (or cube) explicit but do not represent the oppositional relations of contrariety, subcontrariety, or contradiction in graphical terms. Rather, these relations are set out in (or may be inferred from) the associated text. Relatedly, Nelson does not always seem to require that P and Q are

contraries (despite the assumption made in Leal's generalization). Nonetheless, we might regard such exceptional cases as slips, rather than as evidence that Nelson was engaged in a different, incompatible project. If any or all of these concerns are granted, then Nelson's work in logical geometry should be seen only as an incomplete anticipation of that of Jacoby, Sesmat, and Blanché. Even so, it would still warrant wider attention than it has so far received.

An even more speculative question is whether Nelson might have influenced Jacoby, Sesmat, or Blanché. Perhaps the clearest presentation of Nelson's diagrams is in the 1921 lectures, which remained unpublished until long after the deaths of all three men. (Similarly, Lewis Carroll's work on logical geometry existed only as unpublished fragments until long after its contents had been independently rediscovered: [7, p. 387].) Although Nelson used his diagrams in many works published in German from early in the twentieth century, these publications do not seem to have had a wide reception even in Germany, so it seems quite likely that neither Jacoby, Sesmat, nor Blanché would have encountered them. But, more significantly, in 1949 a major American publisher brought out an English translation of a selection of Nelson's work [12], including perhaps the earliest of Nelson's diagrams, shortly before Jacoby published his own logical diagrams [3]. This book was widely reviewed and it is certainly possible that Jacoby could have come across it. Even so, this is probably no more than a coincidence: Jacoby's presentation is quite different from Nelson's, and is directly concerned with traditional logic, as Nelson is not. The most likely conclusion would seem to be that Nelson's work in logical geometry was unknown to any of the later scholars he anticipated.

References

- [1] Aberdein, A.: Leonard Nelson: A theory of philosophical fallacies. *Argumentation* **31**(2), 455–461 (2017)
- [2] Béziau, J.Y.: The power of the hexagon. *Log. Univers.* **6**(1), 1–43 (2012)
- [3] Jacoby, P.: A triangle of opposites for types of propositions in Aristotelian logic. *New Scholasticism* **24**(1), 32–56 (1950)
- [4] Jaspers, D., Seuren, P.A.: The square of opposition in Catholic hands: A chapter in the history of 20th-century logic. *Logique et Anal.* **59**, 1–35 (2016)
- [5] Kant, I.: *Theoretical Philosophy after 1781*. Cambridge University Press, Cambridge (2002). Trans. Hatfield, G., Friedman, M.; Ed. Allison, H., Heath P.
- [6] Moretti, A.: The geometry of standard deontic logic. *Log. Univers.* **3**(1), 19–57 (2009)
- [7] Moretti, A.: Was Lewis Carroll an amazing oppositional geometer? *Hist. Philos. Logic* **35**(4), 383–409 (2014)
- [8] Nelson, L.: *Die kritische Methode und das Verhältnis der Psychologie zur Philosophie: Ein Kapitel aus der Methodenlehre*. Vandenhoeck & Ruprecht, Göttingen (1904)
- [9] Nelson, L.: *Über das sogenannte Erkenntnisproblem*. Vandenhoeck & Ruprecht, Göttingen (1908)
- [10] Nelson, L.: *Ethische Methodenlehre*. Veit, Leipzig (1915)
- [11] Nelson, L.: *Kritik der praktischen Vernunft*. Veit, Leipzig (1917)

- [12] Nelson, L.: Socratic Method and Critical Philosophy: Selected Essays. Yale University Press, New Haven, CT (1949). Trans. Brown, III, T.K.
- [13] Nelson, L.: System of Ethics. Yale University Press, New Haven, CT (1956). Trans. Guterman, N.
- [14] Nelson, L.: Typische Denkfehler in der Philosophie. Felix Meiner, Hamburg (2011). Ed. Brandt, A., Schroth, J.
- [15] Nelson, L.: A Theory of Philosophical Fallacies. Springer, Cham (2016). Trans. Leal, F., Carus, D.
- [16] Reid, C.: Hilbert–Courant. Springer, New York, NY (1970)
- [17] Ross, K.L.: On Nelson's axiomatic diagrams. The Proceedings of the Friesian School, Fourth Series (2006). <https://friesian.com/universl.htm#note-3>

Andrew Aberdein
School of Arts & Communication
Florida Institute of Technology
Melbourne FL
USA.
e-mail: aberdein@fit.edu