

Learning Combinatorial Prompts for Universal Controllable Image Captioning

Zhen Wang, Jun Xiao, Yueting Zhuang, Fei Gao, Jian Shao and Long Chen✉

Received: date / Accepted: date

Abstract Controllable Image Captioning (CIC) — generating natural language descriptions about images under the guidance of given control signals — is one of the most promising directions toward next-generation captioning systems. Till now, various kinds of control signals for CIC have been proposed, ranging from content-related control to structure-related control. However, due to the format and target gaps of different control signals, all existing CIC works (or architectures) only focus on one certain control signal, and overlook the human-like combinatorial ability. By “combinatorial”, we mean that our humans can easily meet multiple needs (or constraints) simultaneously when generating descriptions. To this end, we propose a novel prompt-based

framework for CIC by learning **Combinatorial Prompts**, dubbed as **ComPro**. Specifically, we directly utilize a pretrained language model GPT-2 [37] as our language model, which can help to bridge the gap between different signal-specific CIC architectures. Then, we reformulate the CIC as a prompt-guide sentence generation problem, and propose a new lightweight prompt generation network to generate the combinatorial prompts for different kinds of control signals. For different control signals, we further design a new mask attention mechanism to realize the prompt-based CIC. Due to its simplicity, our ComPro can be further extended to more kinds of combined control signals by concatenating these prompts. Extensive experiments on two prevalent CIC benchmarks have verified the effectiveness and efficiency of our ComPro on both single and combined control signals.

Keywords Image Captioning · Controllable Image Captioning (CIC) · Prompt Learning · Pretrained Model

1 Introduction

Image captioning aims to generate natural language sentences to describe the content of given images [2, 48, 50, 6]. However, today’s captioning models still tend to generate generic descriptions [11, 49]. For example, as shown in Fig. 1(a), for these images that contain similar scenes (*e.g.*, a couple of zebras), their generated captions are exactly the same (*i.e.*, a couple of zebras standing next to each other). Therefore, a surge of recent studies in caption generation focus on generating sentences under the guidance of control signals, called Controllable Image Captioning (CIC) [53, 10, 26, 8, 54, 7, 13, 12]. In summary, CIC models aim to not only accurately describe the images, but also make their descriptions meet these given constraints.

Currently, existing prevalent control signals for CIC can be mainly categorized into two groups: 1) **Content-related**

Zhen Wang
College of Computer Science
Zhejiang University, Hangzhou, China
E-mail: zju_wangzhen@zju.edu.cn

Jun Xiao
College of Computer Science
Zhejiang University, Hangzhou, China
E-mail: junx@cs.zju.edu.cn

Yueting Zhuang
College of Computer Science
Zhejiang University, Hangzhou, China
E-mail: yzhuang@zju.edu.cn

Fei Gao
College of Computer Science and Technology
Zhejiang University of Technology, Hangzhou, China
E-mail: feig@zjut.edu.cn

Jian Shao
College of Computer Science
Zhejiang University, Hangzhou, China
E-mail: jshao@zju.edu.cn

Long Chen
Department of Computer Science and Engineering
The Hong Kong University of Science and Technology, Hong Kong
E-mail: longchen@ust.hk

✉Long Chen is the corresponding author.

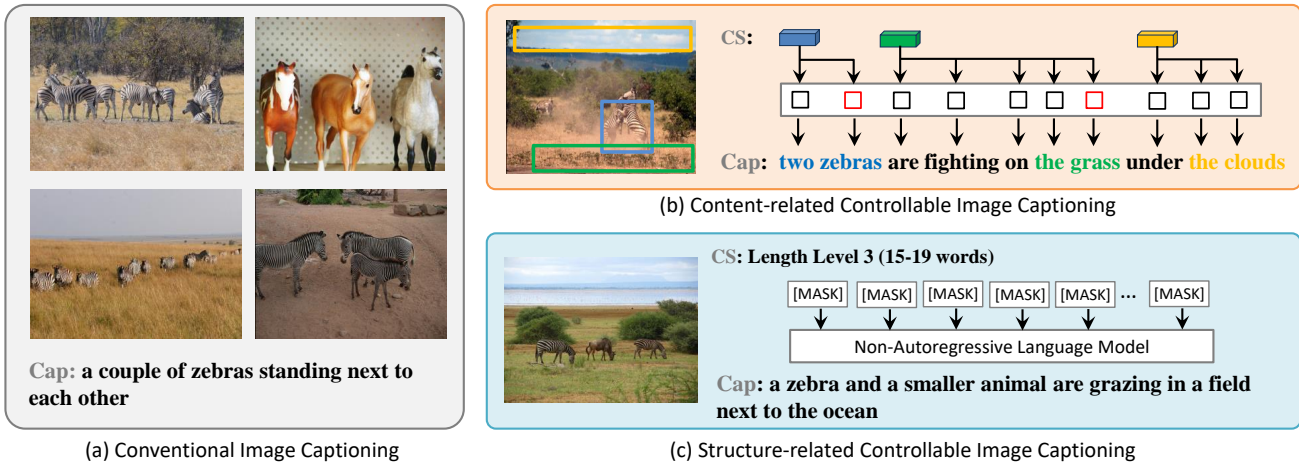


Fig. 1: The **CS** and **Cap** denote the control signals and generated captions, respectively. **(a) Conventional Image Captioning:** Existing SOTA captioning models [2] always generate (almost) the same captions for those images containing similar scenes. **(b) Content-related CIC:** When the control signal is a sequence of visual regions, the content-related CIC model SCT [10] describes the regions by orders with an extra module to decide the shifting between each region (the red tokens denote the shifting steps). **(c) Structure-related CIC:** When the control signal is the length-level, the structure-related CIC model LaBERT [12] generates captions with a non-autoregressive model.

control signals: They aim to guide the descriptions with image contents of interest, which are generally formed as a sequence or a set of contents, *e.g.*, objects [53], image regions [10, 26], scene graphs [8, 54], and semantic roles [7]. As shown in Fig. 1(b), these content-related CIC models always generate words based on the sequential control signals. Meanwhile, they need a shifting mechanism to guide the shifting between different content signals. 2) **Structure-related control signals:** They aim to guide the description with specific sentence structures, which are usually divided into a fixed number of structure types, *e.g.*, different part-of-speech (POS) tag sequences [13] or length levels [12]. Due to the gaps of different control signals, structure-related CIC models always have different generation pipelines for each specific control signal, *e.g.*, length-controlled CIC models are always non-autoregressive models (*cf.* Fig. 1(c)).

Thus, due to the signal-specific design purpose in existing CIC works, for different control signals, there are apparent gaps in their captioning model architectures. However, it is worth noting that our humans can always easily combine multiple needs when generating personalized descriptions for an image. For example, when facing some combinatorial constraints, such as “*describing the three objects by orders within nine words*”, our humans are always able to generate qualified sentences for this *combined controls* on both content and sentence structures. In this paper, we argue that all existing CIC frameworks have overlooked such **combinatorial ability**¹ due to

the aforementioned signal-specific design nature, and obviously, this ability is essential for real-world applications.

To this end, we propose a novel prompt-based framework for universal controllable image captioning by learning **Combinatorial Prompts**, dubbed as **ComPro**. By “universal”, we mean that ComPro can efficiently achieve both single and combined controls under a *universal* framework. Specifically, to realize this universal design target, we utilize a pretrained language model GPT-2 [37] as our language model. Due to the extraordinary expression capacity of the GPT model, we can avoid designing signal-specific generation processes or extra modules. Then, we reformulate the CIC task as a prompt-guide sentence generation problem, and propose a new lightweight prompt generation network (PGN) to generate the combinatorial prompts for different kinds of control signals, including either content-related controls, structure-related controls, or combined controls. As the first prompt-based CIC work, we further carefully design specific mask attention mechanisms for both two main types of control signals (*i.e.*, content-related and structure-related), which can be easily extended to combined controls. Meanwhile, by such a universal sub-prompt concatenation design, our ComPro can be further extended to more control signals by generating more sub-prompts. Last but not least, by building on top of the pretrained language model, our ComPro framework can significantly save the number of trainable parameters (*i.e.*, GPT-2 keeps fixed during both training and inference stages).

¹By “combinatorial”, we mean that models have strong generalization abilities in two cases: 1) **Multiple Control Types:** Handling multi-

ple control types simultaneously. 2) **New Control Instances:** Handling new combinations of control instances which are unseen in the training.

We evaluate our ComPro on two challenging CIC benchmarks: COCO Entities [10] and Flickr30K Entities [35]. Extensive experiments have demonstrated that our ComPro can achieve comparable performance with state-of-the-art signal-specific CIC models on each single control signal, and realize combinatorial ability under combined controls.

In summary, we make three contributions in this paper:

1. To the best of our knowledge, ComPro is the first prompt-based CIC model, which can benefit from the pretrained language model with a much efficient training process.
2. ComPro is also the first universal CIC model which can achieve state-of-the-art performance under both content-related and structure-related control signals.
3. ComPro is the first CIC model with strong combinatorial ability, which can be further extended to new control signals.

2 Related Work

Controllable Image Captioning (CIC). Different from traditional image captioning models [2, 48, 50, 6] that lack controllability, CIC models aim to accurately describe the given images by taking extra control signals as constraints. Apart from early style-related control signals [30, 31, 9, 16, 42] that focus on the linguistic style of the generated captions, current mainstream control signals are mainly: 1) *content-related control signals* [53, 10, 26, 8, 54, 7] which focus on contents of interest, or 2) *structure-related control signals* [13, 12] which focus on the semantic structures. Meanwhile, due to different purposes, these control signals are generally designed with different frameworks and generation processes. Thus, the human-like combinatorial ability (with a universal model) remains challenging. In this paper, we propose the first framework which can achieve good performance under both single and combined control signals.

Prompt Learning with Pretrained Models. Prompt learning or tuning aims to adapt large-scale pretrained language models [36, 37, 4] or visual-language models [38, 22] to different downstream tasks by utilizing task-specific prompts as the input. By leveraging these powerful off-the-shelf pretrained big models, current prompt learning works mainly focus on the lightweight task-specific optimization [27, 44, 40, 43, 5]. Compared to fine-tuning or re-training methods, prompt learning is much more efficient, and can greatly save the training cost. In this paper, we introduce prompt learning into CIC, which can efficiently achieve human-like controllability with significantly fewer trainable parameters.

Prompt Learning for Image Captioning. Due to the efficient nature of prompt learning, some recent image captioning models also resort to prompt learning [5, 29, 28, 32]. Specifically, they always steer the pretrained language models with the visual information of images to generate cap-

tions. For example, both VC-GPT [29] and I-Tuning [28] glue the single-modal pretrained image encoder and GPT-2 for image captioning, by only introducing some extra fusion or tuning modules. Also, ClipCap [32] first transforms each image into a fix-length prefix embedding by a mapping network, and then steers or tunes the GPT-2. It is worth noting that all these works either require extra vision-and-language pre-training or need to tune each layer of the GPT-2, *i.e.*, they still suffer high computational costs. In contrast, our ComPro can achieve remarkable performance while the language model is fixed during the whole training time, and we only train the lightweight prompt generation network.

Prompt Learning for Controllable Text Generation. As one of the most related tasks of CIC, controllable text generation [20, 19] aims to incorporate specific guidance beyond the input text into the language model. Prefix-Tuning [23] is the first work, which proposed to control the sentence generation process of the language models by optimizing a sequence of continuous vectors (named “prefix”). And these prefixes act as the prepended hidden states of the language models to steer sentence generation. Earlier works mainly focus on learning task-specific prefixes for different tasks, *e.g.*, table-to-text, summarization, or translation [23, 21, 45]. Later, these prompt-based models try to generate attribute-specific prefixes, such as different sentiments or topics.

To further equip the models with similar compositional ability, recent works also combine different prompts to accomplish multi-task or multi-attribute controls [27, 17, 51]. However, all existing works only compose *global coarse-grained* attributes with quite limited choices (*e.g.*, sentiments or topics). In contrast, ComPro can efficiently compose multiple *fine-grained* control signals.

3 Method

To equip CIC models with combinatorial ability, we propose a new **ComPro** framework, which can generate high-quality captions under either single or combined control signals with a universal process.

In this section, we first introduce the preliminaries about the prompt-based image captioning in Sec. 3.1. Then, we introduce the detailed generation process of combinatorial prompts for different control signals, and each component of ComPro in Sec. 3.2 and Sec. 3.3, respectively. At last, we demonstrate the details of all training objectives and the inference process in Sec. 3.4.

3.1 Preliminaries: Prompt-based Captioning

Sentence Generation via PLM. Benefiting from the large amounts of text data, Pretrained autoregressive Language Models (**PLMs**) have demonstrated a remarkable language

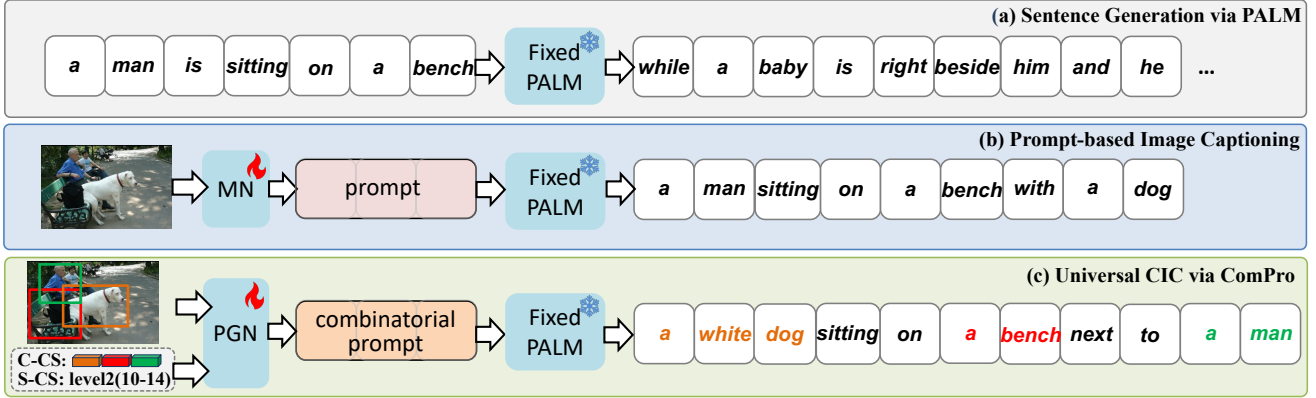


Fig. 2: (a) Overview of the sentence generation process via a Pretrained autoregressive Language Model (PLM). (b) Overview of the existing prompt-based image captioning [32]. (c) Overview of our universal controllable image captioning via ComPro.

generation ability to generate rich and diverse texts. As shown in Fig. 2(a), the PLM predicts one token at each time step conditioned on the previous tokens to generate a whole sentence $\mathbf{y} = \{y_1, \dots, y_T\}$, *i.e.*, they model the following word probability sequentially: $p(y_t | y_1, \dots, y_{t-1})$.

Prompt-based Image Captioning. Inspired by the advantages of sentence generation via PLM, some recent image captioning works [32] also try to generate captions in a similar manner. Specifically, as shown in Fig. 2(b), they first use a mapping network (MN) to map the input image into a prompt \mathbf{P} , which consists of a set of continuous vectors, and each vector has the same dimension as the word embeddings for PLM. This prompt acts as a sequence of prepended word embeddings contained with visual information of the image to steer the generation of PLM. Then, the PLM can predict the caption tokens starting from the prompt, and model the following probability sequentially to generate the whole caption: $p(y_t | \mathbf{P}, y_1, \dots, y_{t-1})$.

3.2 Combinatorial Prompt Generation

Obviously, the key to the success of prompt-based image captioning lies in the way of generating specific prompts for each image, *i.e.*, translating the visual information to the same textual semantic space of PLM. As shown in Fig. 2(c), to achieve universal controllable image captioning, we propose a prompt generation network (PGN) to learn *combinatorial prompts*, which consists of the information from both input image and all different control signals. In this manner, we hope this combinatorial prompt can guide the generation of PLM to describe the image content while the sentences meet the content or structure constraints.

Format of Combinatorial Prompt. Since we mainly discuss the combined control signals from two types of constraints (*i.e.*, content-/structure-related), we first show the

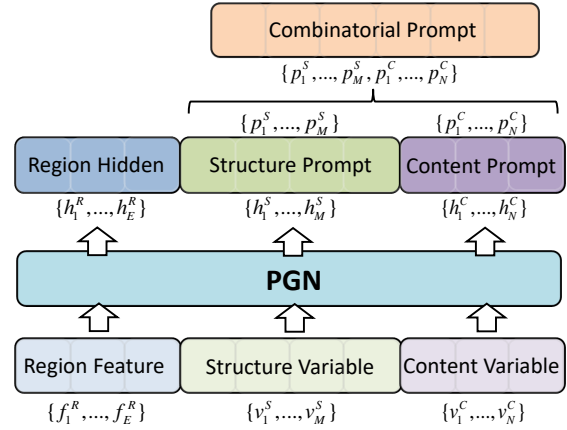


Fig. 3: Overview of the combinatorial prompt generation process.

combinatorial prompts here are composed of two kinds of sub-prompts. Specifically, we call the two sub-prompts as *content prompt* $\mathbf{p}^C = \{p_1^C, \dots, p_N^C\} \in \mathbb{R}^{N \times D}$ and *structure prompt* $\mathbf{p}^S = \{p_1^S, \dots, p_M^S\} \in \mathbb{R}^{M \times D}$, where M and N are prompt lengths, and D is the hidden dimension same to word embedding for PLM. Thus, combinatorial prompt $\mathbf{P} \in \mathbb{R}^{(MK+NJ) \times D}$ is denoted as:

$$\mathbf{P} = [\mathbf{P}^S; \mathbf{P}^C] = [p_1^S; \dots; p_K^S; p_1^C; \dots; p_J^C]. \quad (1)$$

where K and J are prompt numbers, as each control type may consist of multiple prompts (*e.g.*, J prompts for the same content control, $\mathbf{P}^C = \{p_1^C, \dots, p_J^C\}$).

Extension. For simplicity, we only introduce the simplest case in the method section (*i.e.*, two control types). Beyond this, we can also be easily extended to more new control types by generating and concatenating more sub-prompts:

$$\mathbf{P} = [\mathbf{P}^{S_1}; \dots; \mathbf{P}^{S_A}; \mathbf{P}^{C_1}; \dots; \mathbf{P}^{C_B}], \quad (2)$$

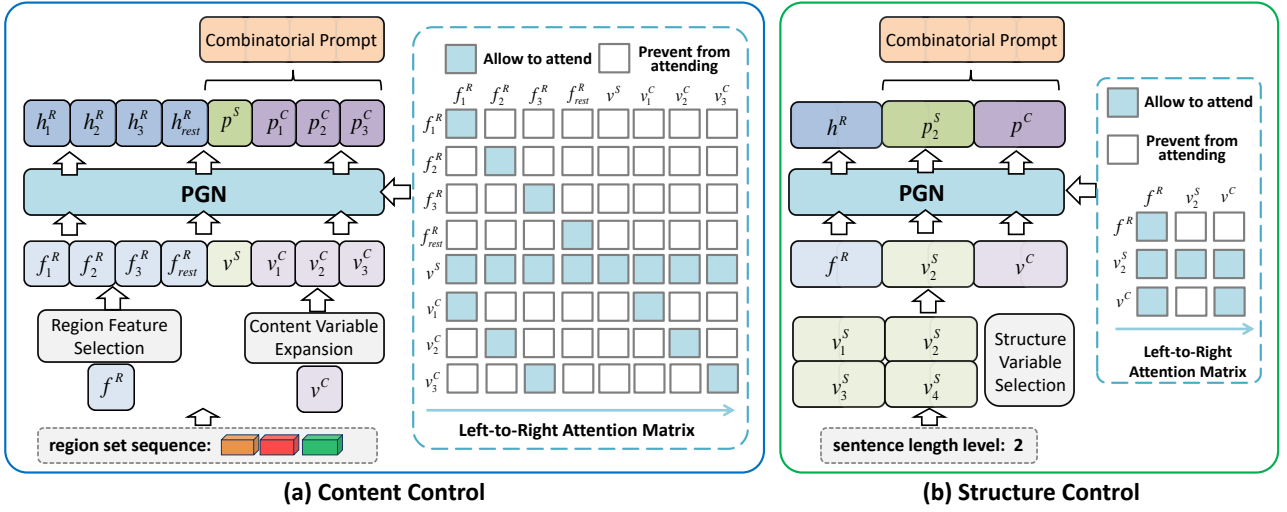


Fig. 4: The pipeline of different combinatorial prompt generation: (a) **Content-related control**: It takes a region set sequence with three object sets as control signals. (b) **Structure-related control**: It takes the length level-2 as the control signal (four levels in total).

where $[\cdot]$ is the concatenation operation, A and B are the numbers of structure- and content-related control types.

Prompt Generation Network (PGN). The prompt generation network (PGN) is constructed based on the standard Transformer [46] architecture, which has strong context and representation encoding abilities. Specifically, we utilize the standard Transformer encoder blocks with multi-head self-attention. Meanwhile, to learn meaningful and targeted information for the combinatorial prompt, we further propose a new *signal-specific mask attention mechanism* for the multi-head attention conditioned on different control signals (More details are shown in Sec. 3.3 and Fig. 4).

As shown in Fig. 3, given an input image I , PGN takes the region features $\mathbf{R} = \{r_1, \dots, r_E\}$ of the image and two sets of learnable variables, the content variables $\mathbf{v}^C = \{v_1^C, \dots, v_N^C\}$ and structure variables $\mathbf{v}^S = \{v_1^S, \dots, v_M^S\}$, as inputs. Specifically, \mathbf{R} is a set of visual features of the corresponding regions in I extracted by an object detector. Both $\mathbf{v}^C \in \mathbb{R}^{N \times D}$ and $\mathbf{v}^S \in \mathbb{R}^{M \times D}$ have the same hidden dimension and length with the content and structure prompt, respectively. We generate the combinatorial prompt \mathbf{P} as:

$$\begin{aligned} \text{input} &= [\text{MLP}(\mathbf{R}); \mathbf{v}^S; \mathbf{v}^C], \\ [\mathbf{h}^R; \mathbf{h}^S; \mathbf{h}^C] &= \text{PGN}(\text{input}), \\ \mathbf{p}^S &= \mathbf{h}^S, \mathbf{p}^C = \mathbf{h}^C, \mathbf{P} = [\mathbf{p}^S; \mathbf{p}^C], \end{aligned} \quad (3)$$

where MLP is a learnable MLP to project region features r to the PLM space as $\mathbf{f}^R = \{f_1^R, \dots, f_E^R\} \in \mathbb{R}^{E \times D}$. The hidden states of content variables $\mathbf{h}^C = \{h_1^C, \dots, h_N^C\}$ and structure variables $\mathbf{h}^S = \{h_1^S, \dots, h_M^S\}$ are regarded as the content prompt \mathbf{p}^C and structure prompt \mathbf{p}^S , respectively.

Finally, we obtain combinatorial prompt \mathbf{P} by concatenating these two sub-prompts (we only show $K = J = 1$ here).

3.3 Combinatorial Prompt for Universal Controls

To achieve universal CIC, we introduce the detailed generation process and proposed signal-specific mask attention mechanisms for different control signals, including content control, structure control, and combine control.

3.3.1 Combinatorial Prompt for Content Control

Given the content control signal as an ordered sequence of image contents, e.g., the classic region set sequence $\mathbf{R}^{\text{seq}} = \{r_1^{\text{set}}, \dots, r_Q^{\text{set}}\}$ (Q is region set number), our goal is to generate the caption which in turn describes all the regions. Particularly, each region set contains one or more regions with the same object class. Thus, we aim to generate an ordered sequence of content prompts and let each content prompt “know” its corresponding control contents.

Region Feature Selection. As shown in Fig. 4(a), we first select the corresponding region features \mathbf{f}_i^R for each region set r_i^{set} , then we can re-organize all region features as: $\mathbf{F}^R = \{\mathbf{f}_1^R, \dots, \mathbf{f}_Q^R, \mathbf{f}_{\text{rest}}^R\}$, where $\mathbf{f}_{\text{rest}}^R$ are the region features for all the rest regions.

Content Variable Expansion. Meanwhile, we copy the content variables \mathbf{v}^C for Q times as a content variable sequence $\mathbf{V}^C = \{\mathbf{v}_1^C, \dots, \mathbf{v}_Q^C\}$, where each content variable \mathbf{v}_i^C corresponds to one region set. We then concatenate all

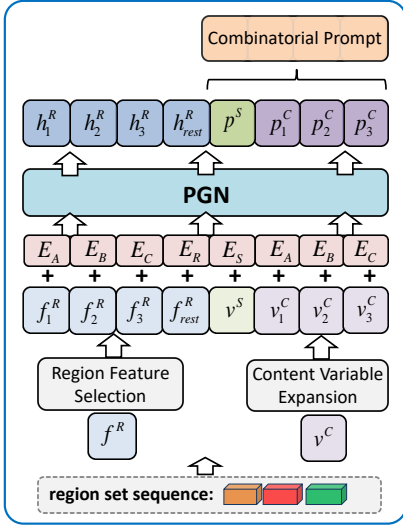


Fig. 5: The pipeline of combinatorial prompt generation for content control with specific content-control segment embedding. It takes a region set sequence with three objects as the content control signal.

region features and variables together to obtain the input:

$$\text{input}_c = [f_1^R; \dots; f_Q^R; f_{\text{rest}}^R; v^S; v_1^C; \dots; v_Q^C], \quad (4)$$

where v^S are the learnable structure variables.

Content-Control Mask Attention. To realize the content control target, we design a specific mask attention mechanism. As the attention matrix shown in Fig. 4(a), the design philosophy is as follows: 1) The region features of each region set can only attend to themselves to learn better object information within each set. 2) Each content variable in each v_i^C can attend to themselves and their corresponding region set features f_i^R to learn visual information and control guidance of each region set. 3) The structure variables v^S can attend to themselves, all region features, and content variables to learn the global control information and visual information among all regions.

Then, we can generate the combinatorial prompt P by:

$$\begin{aligned} [h_1^R; \dots; h_Q^R; h_{\text{rest}}^R; h^S; h_1^C; \dots; h_Q^C] &= \text{PGN}(\text{input}_c), \\ p^S &= h^S, p_1^C = h_1^C, \dots, p_Q^C = h_Q^C, \\ P &= [p^S; p_1^C; \dots; p_Q^C]. \end{aligned} \quad (5)$$

Discussion. Apart from mask attention, we can also apply a specific content-control segment embedding to the input to help content variables learn control guidance of each region set. As shown in Fig. 5, each content variable v_i^C and their corresponding region set features f_i^R share the same type of segment embedding E . Detailed comparisons and ablations are in Sec. 4.6.

3.3.2 Combinatorial Prompt for Structure Control

Given the structure control signal such as different sentence length levels, our goal is to generate captions that meet these sentence structure constraints. Thus, we aim to generate multiple structure prompts and let each structure prompt “know” its corresponding control types.

Structure Variable Selection. As shown in Fig. 4(b), we first expand the structure variables v^S into a set of structure variables $V^S = \{v_1^S, \dots, v_L^S\}$, where L is the number of different structure types, such as the number of different length levels. And each structure variable v_i^S corresponds to one level respectively. Given the image and specific structure type, we first select the corresponding structure variable to obtain the input:

$$\text{input}_s = [f^R; v_i^S; v^C]. \quad (6)$$

Structure-Control Mask Attention. Similarly, for realizing the structure control target, we design a specific mask attention mechanism. As the attention matrix shown in Fig. 4(b), the design philosophy is as follows: 1) All region features only attend to themselves to encode high-order visual relations and visual contexts. 2) The content variables v^C can attend to themselves and all region features to catch the global visual information of the image. 3) The structure variables in v_i^S can attend to all input tokens to learn the global control information.

Then, we can generate the combinatorial prompt P by:

$$\begin{aligned} [h^R; h_i^S; h^C] &= \text{PGN}(\text{input}_s), \\ p_i^S &= h_i^S, p^C = h^C, P = [p_i^S; p^C]. \end{aligned} \quad (7)$$

3.3.3 Combinatorial Prompt for Combined Control

Due to the simplicity and generalization ability of ComPro, it can be easily extended to combined control signals. Correspondingly, our goal is not only to describe images, and to make sentences meet both content and structure constraints. We can achieve the combined control by combining the process of each single control together.

Region Feature Selection. As shown in Fig 6, we first select the corresponding region features f_i^R for each region set r_i^{set} , then we can re-organize all region features as: $F^R = \{f_1^R, \dots, f_Q^R, f_{\text{rest}}^R\}$, where f_{rest}^R are the region features for all the rest regions.

Content Variable Expansion. Meanwhile, we copy the content variables v^C for Q times as a content variable sequence $V^C = \{v_1^C, \dots, v_Q^C\}$, where each content variable v_i^C corresponds to one region set.

Structure Variable Selection. At last, we expand the structure variables v^S into a set of structure variables $V^S = \{v_1^S, \dots, v_L^S\}$, where L is the number of different structure types, such as the number of different length levels. And

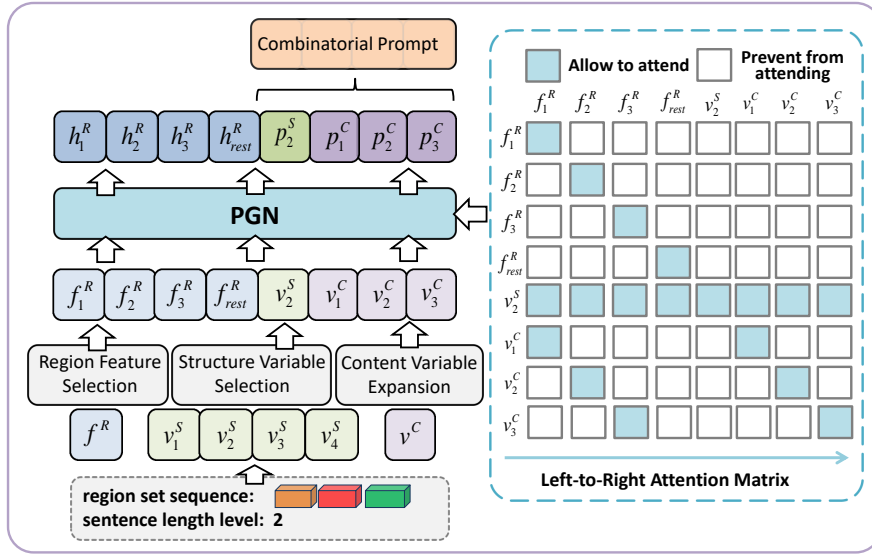


Fig. 6: The pipeline of combinatorial prompt generation for combined control on both sentence content and structure. It takes a region set sequence with three objects as the content control signal, and the length level-2 as the structure control signal (four levels in total).

each structure variable v_i^S corresponds to one level respectively. Given the specific structure type, we select the corresponding structure variable and concatenate all features and content variables together to obtain the input:

$$\text{input}_* = [f_1^R; \dots; f_Q^R; f_{\text{rest}}^R; v_i^S; v_1^C; \dots; v_Q^C]. \quad (8)$$

Combined-Control Mask Attention. As the attention matrix shown in Fig. 6, the design philosophy is as follows: 1) The region features of each region set can only attend to themselves to learn better object information within each set. 2) Each content variable in each v_i^C can attend to themselves and their corresponding region set features f_i^R to learn visual information and control guidance of each region set. 3) The structure variables v_i^S can attend to themselves, all region features, and content variables to learn the global control information and visual information among all regions. We generate the combinatorial prompts P for combined control as follows:

$$\begin{aligned} [h_1^R; \dots; h_Q^R; h_{\text{rest}}^R; h_i^S; h_1^C; \dots; h_Q^C] &= \text{PGN}(\text{input}_*), \\ p_i^S &= h_i^S, p_1^C = h_1^C, \dots, p_Q^C = h_Q^C, \\ P &= [p_i^S; p_1^C; \dots; p_Q^C]. \end{aligned} \quad (9)$$

Highlights. By generating and concatenating more sub-prompts, ComPro can be further extended to more new control signals beyond two control signals, *e.g.*, for another type of structure signal, we can also train a similar sub-prompt for each different discrete structure type (*cf.*, Sec. 4.4.2).

3.4 Training Objectives and Inference

Training Objectives. During training, we concatenate the combinatorial prompt to the caption tokens as the prompt-caption concatenation: $z = \{P, y_1, \dots, y_T\}$.

Our training objective is to predict the caption tokens conditioned on the prompt and previously predicted tokens autoregressively. Since the language model is fixed, we only train the PGN using the cross-entropy loss, *i.e.*,

$$L_{xe} = -\sum_{t=1}^T \log p_{\theta}(y_t | P, y_1, \dots, y_{t-1}). \quad (10)$$

where θ denotes the trainable parameters of PGN.

Inference. In inference, firstly, we generate a specific combinatorial prompt based on each image and different control signals by the prompt generation network. Then, we generate the caption conditioned on the combinatorial prompt using the PLM, which predicts the next token one by one to generate the final caption. For each token, the PLM outputs probabilities for all vocabulary tokens, which are used to determine the next one by employing the beam search.

4 Experiments

4.1 Experimental Settings

Datasets. We evaluated our ComPro on two CIC benchmarks: 1) *COCO Entities* [10]: It was built based on the COCO dataset [25], which contains 120,000 images annotated with 5 captions each. Each entity (noun) in the caption

is *automatically aligned* to the regions with the same object class extracted by the detector [39]. 2) **Flickr30K Entities** [35]: It was built based on the Flickr30K dataset [52], which contains 31,000 images annotated with 5 captions each. Different from COCO Entities, each entity in the caption is *manually grounded* with one or more regions. In both datasets, we used the same Karpathy splits [18], and followed the setting of prior works [10] to remove the captions with empty region sets from validation and test sets.

Control Signal Choices. Since we are the first CIC work to discuss the combinatorial ability, without loss of generality, we evaluated our methods on two representative control signals: 1) **Content control**: For content-related control signals, we used the region-control proposed by Cornia *et al.* [10]. This control signal is formed as a region set sequence and each region set contains one or more regions with the same detection object class or manually annotated class. CIC models aim to in turn describe all the regions. 2) **Structure control**: For structure-related control signals, we used the length-control proposed by Deng *et al.* [12]. This control signal is a sentence length level, *i.e.*, CIC models aim to generate captions with lengths inside given ranges.

Metrics. For the caption quality evaluation, we used two types of evaluation metrics: 1) We followed general image captioning works, and used all the prevalent accuracy-based metrics: BLEU-4 (**B-4**) [34], METEOR (**M**) [3], ROUGE-L (**R**) [24], CIDEr-D (**C**) [47], and SPICE (**S**) [1]. Particularly, we evaluated generated captions against their single ground-truth caption [7]. 2) Meanwhile, following previous CIC works [10, 12], to further evaluate the controllability of the CIC models, we also employed two different metrics for the two controls. Specifically, for region-control CIC, we used the alignment score based on the Needleman-Wunsch algorithm (**NW**) [33, 10] to evaluate how the caption follows the region sequence. For length-control CIC, we used the length precision (**LP**) [12] to evaluate whether the lengths of the generated captions are within desired length ranges².

4.2 Implementation Details

Training Details. For the region features, we used the bottom-up features [2] which are extracted by a Faster R-CNN [39] pre-trained on VG [41]. For the language model, we used the pretrained GPT-2 [37] with three different model sizes, including GPT-2_{base}, GPT-2_{medium}, and GPT-2_{large}. For the prompt generation network, we utilized an eight-layer Transformer encoder with the same hidden size as the GPT-2 (*i.e.*, 768, 1024, and 1280). The content prompt length and structure prompt length (N, M) were set to (10, 40) for content

control, (40, 40) for structure control, and (10, 40) for combined control, respectively. We used the mask attention for all experiments and left the ablation of segment embedding in Sec. 4.6. During training, the whole GPT-2 was fixed and we only trained the PGN with a XE loss. The batch size was set to 40 and we trained the PGN with Adam optimizer for 10 epochs, and the initial learning rate was set to $2e-5$. In inference, we used beam search with size 5.

Signal-specific Settings. For the content-related control, for both two datasets (*i.e.*, COCO/Flickr30K Entities), we followed the same process as [10] to extract the region sequence for each image and its associated caption. For the structure-related control, for the COCO Entities, we used the same 4-level setting as [12], *i.e.*, the length ranges are [1, 9], [10, 14], [15, 19], and [20, 25]. For the Flickr30K Entities, according to the distribution of caption length, we used a similar 4-level setting, and the corresponding length ranges are [1, 8], [9, 11], [12, 14], and [15, 25]. Following the conventions of prior CIC works [10, 12, 7], we utilized the ground-truth control signals in all the experiments.

4.3 Comparison with State-of-the-Arts

In this subsection, we evaluated the controllability of our framework on *single* control signals. Specifically, we compared our ComPro with two state-of-the-art CIC models: 1) **SCT** [10]: it is an auto-regressive region-control CIC model which is built based on UpDn [2]. 2) **LaBERT** [12]: it is a non-autoregressive length-control CIC model which is built based on BERT [14]. Since LaBERT modifies the probability of its stop token during inference to control the caption length, we also apply the same strategy³ to our framework, denoted as ComPro*. All results are reported in Table 1.

Results on COCO Entities. From Table 1, we can have the following observations: 1) For content-related control, all three variants of ComPro achieve significantly better performance than SCT on both accuracy-based metrics and the alignment score NW. Particularly, ComPro with GPT-2_{small} only has nearly half trainable parameters of SCT (39M vs. 70M), but it can achieve much better performance (*e.g.*, 227.5 vs. 192.3 on CIDEr-D or 0.531 vs. 0.508 on NW). 2) For structure-related control, all three variants of ComPro require fewer trainable parameters than LaBERT. Although ComPro with GPT-2_{small} and GPT-2_{medium} achieve comparable performance with LaBERT, ComPro with GPT-2_{large} can achieve better performance on key accuracy-based metrics (*e.g.*, 13.9 vs. 13.5 on BLEU-4 and 138.5 vs. 136.6 on CIDEr-D). 3) When using the same probability decay strategy as LaBERT, ComPro can also achieve high length precision LP while keeping other metrics almost unchanged.

²We followed existing CIC works and evaluated the controllability together with accuracy-based metrics globally. More reasonable evaluation metrics for different CIC are beyond the scope of this work.

³More details are left in the appendix.

Datasets	Method	Size	Params	Content-related Control						Structure-related Control					
				B4	M	R	C	S	NW	B4	M	R	C	S	LP
COCO Entities	SCT [10]	–	70M	19.7	24.0	51.6	192.3	45.8	0.508	–	–	–	–	–	–
	LaBERT* [12]	–	140M	–	–	–	–	–	–	13.5	20.6	42.3	136.6	32.4	99.7
	ComPro (Ours)	B	39M	23.6	27.1	55.6	227.5	49.9	0.519	13.7	20.3	41.7	134.1	31.7	92.4
	ComPro (Ours)	M	69M	23.5	27.2	55.6	226.1	49.8	0.520	13.6	20.5	41.6	134.8	31.4	92.5
	ComPro (Ours)	L	107M	24.0	27.3	56.1	232.2	50.4	0.531	13.9	20.8	41.9	138.5	32.0	94.7
	ComPro* (Ours)	L	107M	–	–	–	–	–	–	13.9	20.7	41.9	138.5	31.8	99.8
Flickr30K Entities	SCT [10]	–	70M	9.7	14.6	35.0	72.3	23.6	0.147	–	–	–	–	–	–
	LaBERT* [12]	–	140M	–	–	–	–	–	–	8.1	14.6	32.7	70.8	19.6	98.4
	ComPro (Ours)	B	39M	11.4	16.5	37.3	84.1	23.7	0.195	9.0	14.6	32.7	67.8	19.3	80.1
	ComPro (Ours)	M	69M	11.6	17.0	37.3	86.6	23.6	0.196	8.9	14.7	32.6	67.9	18.9	81.8
	ComPro (Ours)	L	107M	11.9	17.3	37.8	89.4	23.9	0.208	9.4	15.1	33.3	72.7	19.6	81.4
	ComPro* (Ours)	L	107M	–	–	–	–	–	–	9.2	15.0	33.3	72.4	19.5	98.1

Table 1: Performance of state-of-the-art CIC models and our ComPro framework on COCO Entities and Flickr30K Entities. “Size” denotes the model size based on different GPT models, *i.e.*, “B”, “M”, and “L” denote the base, medium, and large models, respectively. “Params” denotes the number of trainable parameters. The **best** and **second best** results are denoted with corresponding formats. * denotes the models using the probability decay strategy (*cf.* appendix) during inference to further control the length of generated captions.

Datasets	Content	Structure	Tense	Probability Decay	B4	M	R	C	S	NW	LP	TP
COCO Entities	✓				24.0	27.3	56.1	232.2	50.4	0.531	–	–
		✓			13.9	20.8	41.9	138.5	32.0	–	94.7	–
	✓	✓			24.4	27.7	56.2	235.7	50.3	0.533	88.2	–
	✓	✓	✓		28.5	29.2	58.8	269.4	53.0	0.547	87.4	90.1
	✓	✓	✓	✓	28.0	28.8	58.4	264.7	52.6	0.542	98.9	89.6
Flickr30K Entities	✓				11.9	17.3	37.8	89.4	23.9	0.208	–	–
		✓			9.4	15.1	33.3	72.7	19.6	–	81.4	–
	✓	✓			12.1	17.3	38.2	95.8	23.8	0.211	79.4	–
	✓	✓	✓		13.5	17.8	39.7	108.6	24.1	0.229	78.9	82.8
	✓	✓	✓	✓	13.3	17.5	39.4	106.9	23.8	0.223	97.1	81.5

Table 2: Performance of ComPro with GPT-2_{large} on combined signals.

Results on Flickr30K Entities. From Table 1, we can observe: 1) For content-related control, all three variants of ComPro achieve a new state-of-the-art performance on all different metrics. 2) For structure-related control, ComPro with GPT-2_{large} achieves superior performance than LaBERT with fewer trainable parameters. Since the length range of the control signals on Flickr30K Entities is narrower than COCO Entities, the length precision LP of ComPro on Flickr30K Entities is relatively lower. 3) Similarly, when using the same probability decay strategy, ComPro* achieves perfect LP while keeping other metrics high.

4.4 Combinatorial Ability in ComPro

4.4.1 Combination of Multiple Control Types

To show the combinatorial ability in ComPro, we first evaluated the results on combined controls with the two representative content control and structure control signals.

Quantitative Results. From Table 2, we can observe that: 1) ComPro can efficiently achieve the combinatorial ability on both two control signals with remarkable performance on accuracy-based metrics together with high NW and LP scores. 2) ComPro with combined control can achieve better performance than with single content control, but with lower LP scores than with single length control. As there is a trade-off between generating more semantic information and keeping the caption within specific length ranges.

We reported more results of the ComPro on combined controls with different sizes of GPT-2 models, including ComPro with GPT-2_{base} in Table 3 and ComPro with GPT-2_{medium} in Table 4, respectively. We can observe that: 1) Similar to ComPro with GPT-2_{large}, ComPro with GPT-2_{base} and GPT-2_{medium} can also achieve the combinatorial ability on both content and structure control efficiently with outstanding performance on all metrics. 2) While ComPro with combined control achieves the best performance on almost all metrics, ComPro* can also achieve comparable performance with satisfying LP.

Dataset	Content	Structure	Probability Decay	B4	M	R	C	S	NW	LP
COCO Entities	✓			23.6	27.1	55.6	227.5	49.9	0.519	–
		✓		13.7	20.3	41.7	134.1	31.7	–	92.4
	✓	✓		23.7	27.4	55.6	228.3	49.9	0.526	87.3
	✓	✓	✓	23.5	27.2	55.4	227.7	49.6	0.522	99.3
Flickr30K Entities	✓			11.4	16.8	37.4	84.1	23.7	0.195	–
		✓		9.0	14.6	32.7	67.8	19.3	–	80.1
	✓	✓		11.4	16.8	37.4	87.3	23.2	0.198	76.7
	✓	✓	✓	11.3	16.6	37.2	85.8	23.0	0.195	98.2

Table 3: Performance of ComPro with GPT-2_{base} on combined control signals. “C” and “S” denote the *content-related* and *structure-related* signals. “*” (ComPro*) denotes using the probability decay strategy.

Dataset	Content	Structure	Probability Decay	B4	M	R	C	S	NW	LP
COCO Entities	✓			23.5	27.2	55.6	226.1	49.8	0.520	–
		✓		13.6	20.5	41.6	134.8	31.4	–	92.5
	✓	✓		23.6	27.3	55.4	228.0	49.3	0.521	85.5
	✓	✓	✓	23.4	27.2	55.2	227.5	49.2	0.518	99.1
Flickr30K Entities	✓			11.6	17.0	37.3	86.6	23.6	0.196	–
		✓		8.9	14.7	32.6	67.9	18.9	–	81.8
	✓	✓		12.1	17.1	37.8	94.2	23.4	0.203	77.9
	✓	✓	✓	11.8	16.9	37.6	92.9	23.1	0.199	98.0

Table 4: Performance of ComPro with GPT-2_{medium} on combined control signals. “C” and “S” denote the *content-related* and *structure-related* signals. “*” (ComPro*) denotes using the probability decay strategy.

Qualitative Results. We illustrated the generated captions from our ComPro on both single and combined control signals in Fig. 7. We can observe that ComPro can describe each region set by orders (*i.e.*, content control), or generate captions inside specific length ranges (*i.e.*, structure control). Particularly, when facing complex combined controls, our ComPro can generate more details to meet the length constraint and keep the description orders simultaneously.

4.4.2 Generalization to New Control Signals

Due to the simple prompt concatenation design philosophy of our universe framework, we then further extended ComPro to more new control signals, *i.e.*, tense control. Strictly speaking, tense control is also a type of structure-related control signal. To avoid confusion, we use “tense control” to distinguish it from the structure-related control (*i.e.*, length-related) in the whole paper.

Signal-specific Settings. As a type of structure-related control signal, the tense control aims to generate captions with given tense types. Following previous works [55], we used the 5-type setting for both two datasets, *i.e.*, the tense types are “no v”, “be + v”, “v-ing”, “v” and “v-ed”. And we used the tense precision (TP) to evaluate whether the tense of the generated captions is of desired tense types.

Combinatorial Prompt Generation. Similar to the generation process of the combined control shown in Sec. 3.3.3, ComPro can be easily extended to tense control by gener-

ating and concatenating more new sub-prompts. As shown in Fig. 8, following the same region feature selection and content variable expansion process, we only need to expand more structure variables (*i.e.*, 9 in total, 4 for length level and 5 for tense type) and select the corresponding structure variable for concatenation to generate the combinatorial prompt.

Results. As shown in Table 2, we can observe that: 1) ComPro can be efficiently extended to new control signals to further improve the performance of the generated captions with desirable control ability for all control signals. 2) ComPro with GPT_{large} achieves the best performance on almost all the metrics, and ComPro* can also achieve comparable performance with satisfying LP.

4.4.3 Generalization to New Instances

To further show ComPro has the combinatorial ability to handle various combinations of multiple control instances which are different from those in training samples. We evaluated ComPro with various combinations of region numbers/entities, description orders, length levels, and tense types.

Results. As shown in Fig. 7, ComPro successfully meets all constraints simultaneously by generating captions with specific description orders and tense types within given length ranges.

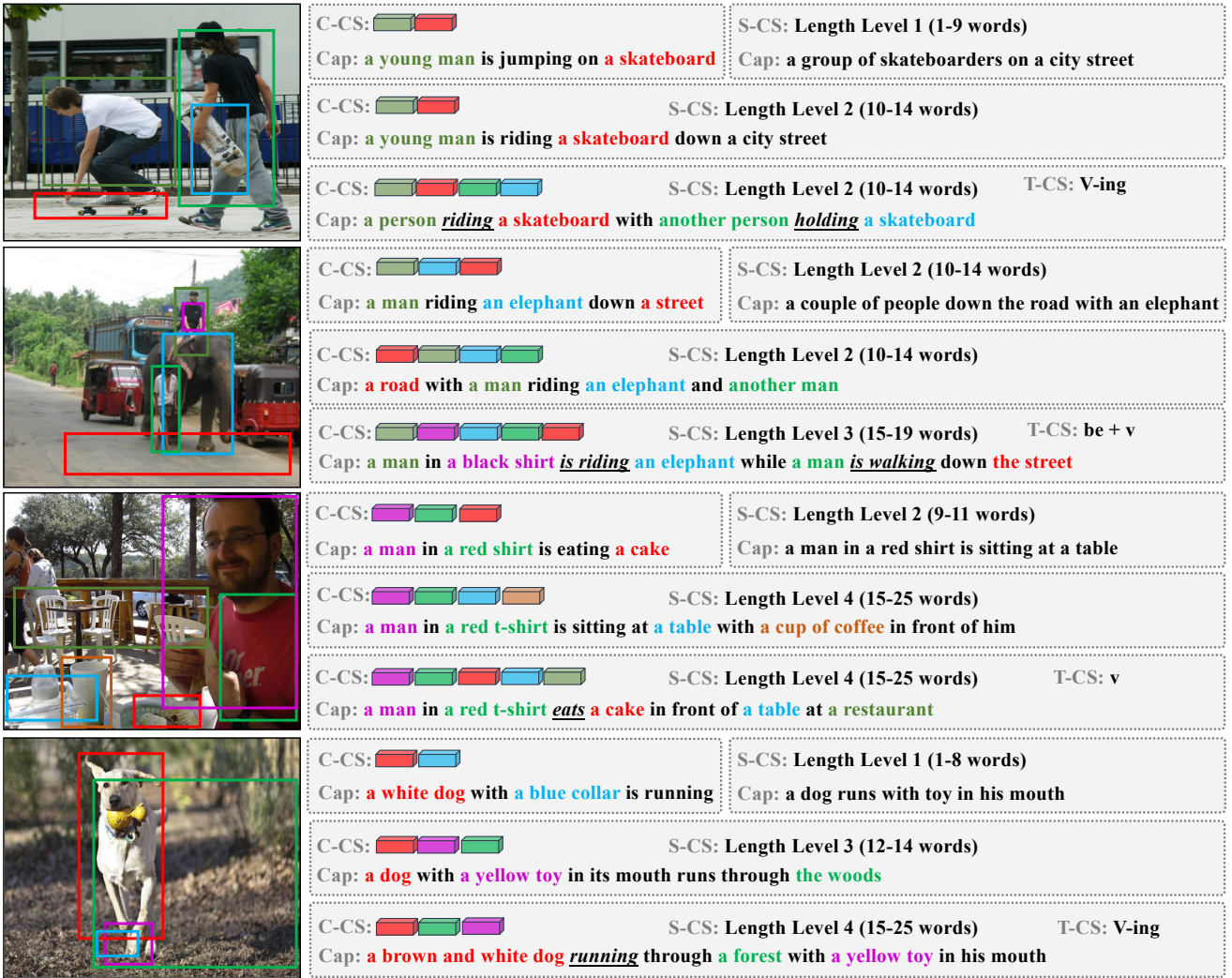


Fig. 7: Visualization examples of universal controllable image captioning by ComPro with different control signals. “C-CS”, “S-CS”, “T-CS”, and “Cap” denote content-related control signal, structure-related control signal, tense control signal, and generated captions, respectively. Different colors show the corresponding control region sets and the associations between generated words and regions.

Methods	Model Size	Params	Training Time
SCT [10]	–	70M	12h
LaBERT [12]	BERT _{base}	140M	18h
ComPro	GPT-2 _{base}	39M	8h
ComPro	GPT-2 _{medium}	69M	10h
ComPro	GPT-2 _{large}	107M	12h

Table 5: Computation cost of ComPro and state-of-the-art CIC models on COCO Entities. “Params” denotes the number of trainable parameters.

4.5 Training Efficiency of ComPro

To evaluate the efficiency of our framework, we further report the training time of ComPro and two state-of-the-art

CIC models on COCO Entities. Specifically, we report training time in GPU hours, and we used the same A100 GPU with 40G memories for all models.

From Table 5, we can observe that: 1) ComPro requires significantly fewer training time and trainable parameters than SCT and LaBERT. 2) ComPro with larger GPT-2 tends to require more trainable parameters thus with more training times for each epoch. However, larger GPT-2 can accelerate the convergence of training, which ends in only a little increase in the whole training time.

4.6 Ablation Studies

In this subsection, we run a set of ablation studies about the ComPro, including the influence of the mask attention

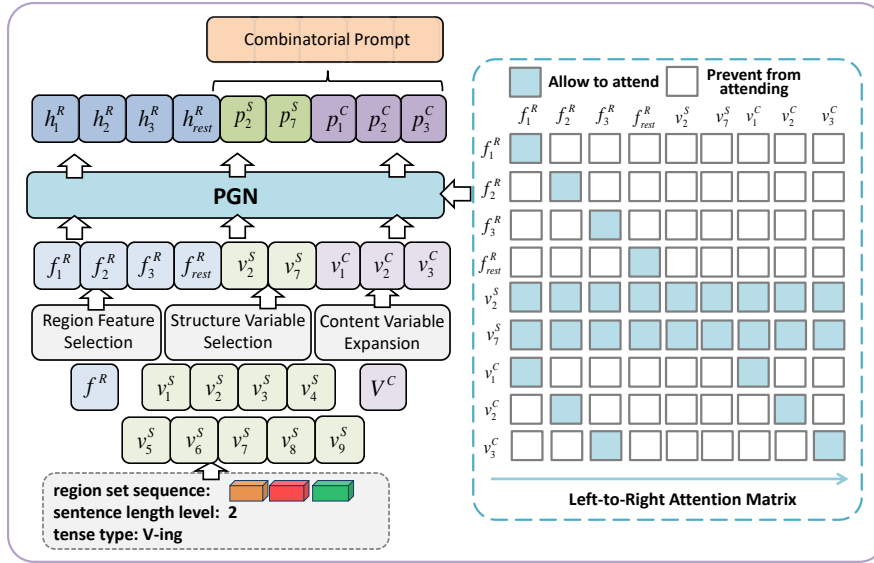


Fig. 8: The pipeline of combinatorial prompt generation for extension on tense control. It takes a region set sequence with three objects as the content control signal, the length level-2 (four levels in total), and tense type “v-ing” (five types in total) as the structure control signals.

Method	Content-related Control						Structure-related Control					
	B4	M	R	C	S	NW	B4	M	R	C	S	LP
ComPro	23.6	27.1	55.6	227.5	49.9	0.519	13.7	20.3	41.7	134.1	31.7	92.4
Type ₁	14.0	20.4	42.3	135.6	32.7	0.326	13.7	20.2	41.6	133.4	31.5	92.0
Type ₂	19.0	24.7	48.9	186.3	43.9	0.402	13.6	20.1	41.6	133.6	31.6	91.2

Table 6: Ablations on the mask attention. “Type₁” and “Type₂” denote the baselines removing the mask of all and content variables, respectively.

Method	MAtt	Seg	B4	M	R	C	S	NW
SCT [10]			19.7	24.0	51.6	192.3	45.8	0.508
ComPro	✓		23.6	27.1	55.6	227.5	49.9	0.519
		✓	23.1	26.7	54.7	220.5	48.8	0.515
	✓	✓	23.4	27.1	55.5	225.2	55.5	0.519

Table 7: Ablations on the segment embedding. “MAtt” and “Seg” denote the mask attention and segment embedding, respectively.

mechanisms, segment embedding, prompt length and different visual features. All the experiments are based on GPT-2_{base} on COCO Entities.

4.6.1 Mask Attention

To evaluate the influence of our mask attention mechanism, we compared ComPro with two baselines: **Type₁**: Removing the whole mask (*i.e.*, plain self-attention). **Type₂**: Removing the mask of the content variable.

Results. As shown in Table 6, the mask has significant impacts on content control: content variables fail to learn

corresponding visual guidance after removing masks. Instead, structure variables designed to learn global information are barely affected.

4.6.2 Segment Embedding.

To validate the effectiveness of mask attention and segment embedding, we run several ablations with content-related control signals.

Results. From Table 7, we can observe that: 1) Either ComPro use mask attention or segment embedding significantly outperformed SCT [10]. 2) ComPro with mask attention can achieve the best performance, while the model with only segment embedding or both are not as effective and require more training sources.

4.6.3 Length of Structure Prompt.

We first evaluated the performance of ComPro on structure control by setting different structure prompt lengths $M \in \{1, 5, 10, 20, 40, 80\}$. To explore the influence of M , content prompt length N was set the same as M in this study.

Datasets	Method	Visual Features	Content-related Control						Structure-related Control					
			B4	M	R	C	S	NW	B4	M	R	C	S	LP
COCO Entities	ComPro	BUTD [2]	23.6	27.1	55.6	227.5	49.9	0.519	13.7	20.3	41.7	134.1	31.7	92.4
	ComPro	CLIP_ViT	20.2	24.9	51.5	193.9	44.3	0.458	13.3	20.4	41.7	132.7	31.6	92.7
	ComPro	CLIP_RS	20.5	24.8	51.6	194.1	44.0	0.465	13.5	20.4	41.7	134.5	31.7	92.8

Table 8: Performance of our ComPro framework with different visual features. “BUTD” denotes the bottom-up features. “CLIP_ViT” and “CLIP_RS” denote the CLIP features extracted by ViT and ResNet visual encoders of CLIP, respectively.

Dataset	SP Len	B-4	M	R	C	S	LP
COCO Entities	1	12.4	19.3	40.1	123.8	30.8	76.9
	5	13.2	20.1	41.3	130.5	31.1	88.8
	10	13.2	20.2	41.4	130.3	31.2	89.9
	20	13.3	20.3	41.6	132.8	31.7	91.3
	40	13.7	20.3	41.7	134.1	31.7	92.4
	80	13.5	20.3	41.7	133.9	31.6	91.5

Table 9: Ablation studies on the structure control performance of ComPro with different structure prompt (SP) lengths.

Results. From Table 9, we can observe that: 1) The performance of ComPro keeps improving when we increase the prompt length from 1 to 20. Then, the metrics reach the best scores and keep unchanged or even slightly drop with longer prompt length. For example, CIDEr-D reaches the best score 134.1 with $M = 40$ and drops to 133.9 with $M = 80$. Since most metrics reach their best scores with $M = 40$, we set M to 40 in our experiments.

4.6.4 Length of Content Prompt.

We then evaluated the performance of ComPro on content control by setting different content prompt lengths $N \in \{1, 5, 8, 10, 15, 20\}$ to explore the influence of N .

Results. From Table 10, we have several observations: 1) The performance of ComPro keeps improving when we increase the prompt length from 1 to 10, and all metrics reach the best scores with prompt length $N = 10$. 2) Together with the results in Table 9, prompts with extremely small lengths tend to generate inferior performance. Meanwhile, prompts with much longer lengths lead to performance saturation. Thus, considering the trade-off between model performance and training time, we set N to 10.

4.6.5 Visual Features.

We run a set of ablation studies about the influence of different visual features on ComPro, including the bottom-up features [2] and the CLIP [38] features with ResNet or ViT [15] visual encoders. Specifically, we feed the region boxes from the bottom-up features [2] into the CLIP visual encoders to extract the CLIP features for each region.

Dataset	CP Len	B-4	M	R	C	S	NW
COCO Entities	1	22.6	26.5	54.4	217.2	48.1	0.499
	5	22.8	26.8	55.1	220.8	49.3	0.515
	8	23.0	26.9	55.3	221.6	49.3	0.517
	10	23.6	27.1	55.6	227.5	49.9	0.519
	15	23.2	26.9	55.0	222.7	49.2	0.514
	20	23.2	26.9	55.4	223.9	49.7	0.513

Table 10: Ablation studies on the content control performance of ComPro with different content prompt (CP) lengths.

Results. From Table 8, we can observe that: 1) For structure-related control, ComPro trained with different features achieve comparable performance on all metrics. 2) For content-related control, ComPro trained with CLIP features still achieves comparable performance with existing state-of-the-art CIC models, but ComPro trained with bottom-up features can achieve significantly better performance. 3) Since ComPro mainly focuses on the global visual information for structure-related control, the features that are trained to match vision and language (*i.e.*, CLIP features) can provide enough global information for the image. However, the goal of content-related control is to learn the visual relationships within each region set with the same object class, thus the features based on object detection (*i.e.*, bottom-up features) can naturally achieve better performance.

4.7 User Studies

User Study Interface. We conducted user studies on content-related control to further evaluate the effectiveness of ComPro. Specifically, we invite 5 experts and give them an image, content control signals (*i.e.*, control regions and orders), and two captions that describe it. They are asked to choose which one better matches the image and control signals in terms of accuracy and controllability and the user interface for this is shown in Appendix.

User Study Settings. We randomly select 100 trials from the test split of COCO Entities and ask the experts to give their judgments, each trial contains one image, control signals, and two captions generated by SCT [10] and ComPro, respectively. The caption which got more than 3 votes is re-

Model	C [47]	NW [10]	Human Judgements
SCT [10]	168.3	0.362	14
ComPro	252.3	0.786	86
Agreements	80	84	-

Table 11: **Results of the user studies.**

garded as human judgment. Meanwhile, we also calculated the agreement counts between human judgments and other metrics (*i.e.*, whether humans and metrics give higher scores to the same caption).

Results. As shown in Table 11, ComPro achieves better performance on all metrics as well as human judgments (HJ). Meanwhile, both CIDEr-D [47] and NW [10] achieve high agreement with humans, *i.e.*, whether humans and metrics give higher scores to the same captions.

5 Conclusion and Future Work

In this paper, we pointed out the importance of the combinatorial ability of CIC models and argued that all existing CIC models have overlooked it. To this end, we proposed a new prompt-based framework ComPro for universal CIC. ComPro can not only achieve state-of-the-art captioning performance under different single control signals, but also be easily extended to more complex combined control signals. We have validated the effectiveness of ComPro through extensive ablations on two challenging benchmarks: COCO Entities and Flickr30K Entities. Moving forward, we are going to: 1) extend our framework into other controllable text generation tasks, *e.g.*, controllable video captioning; 2) design better strategies to utilize these generated prompts for different pretrain language or VL models.

Data Availability All experiments are conducted on publicly available datasets; see the references cited.

References

- Anderson P, Fernando B, Johnson M, Gould S (2016) Spice: Semantic propositional image caption evaluation. In: ECCV, pp 382–398 [8](#)
- Anderson P, He X, Buehler C, Teney D, Johnson M, Gould S, Zhang L (2018) Bottom-up and top-down attention for image captioning and visual question answering. In: CVPR, pp 6077–6086 [1, 2, 3, 8, 13](#)
- Banerjee S, Lavie A (2005) Meteor: An automatic metric for mt evaluation with improved correlation with human judgments. In: ACL workshop, pp 65–72 [8](#)
- Brown T, Mann B, Ryder N, Subbiah M, Kaplan JD, Dhariwal P, Neelakantan A, Shyam P, Sastry G, Askell A, et al. (2020) Language models are few-shot learners. *NeurIPS* 33:1877–1901 [3](#)
- Chen J, Guo H, Yi K, Li B, Elhoseiny M (2022) Visualgpt: Data-efficient adaptation of pretrained language models for image captioning. In: CVPR, pp 18030–18040 [3](#)
- Chen L, Zhang H, Xiao J, Nie L, Shao J, Liu W, Chua TS (2017) Sca-cnn: Spatial and channel-wise attention in convolutional networks for image captioning. In: CVPR, pp 5659–5667 [1, 3](#)
- Chen L, Jiang Z, Xiao J, Liu W (2021) Human-like controllable image captioning with verb-specific semantic roles. In: CVPR, pp 16846–16856 [1, 2, 3, 8](#)
- Chen S, Jin Q, Wang P, Wu Q (2020) Say as you wish: Fine-grained control of image caption generation with abstract scene graphs. In: CVPR, pp 9962–9971 [1, 2, 3](#)
- Chen T, Zhang Z, You Q, Fang C, Wang Z, Jin H, Luo J (2018) “factual”or“emotional”: Stylized image captioning with adaptive learning and attention. In: ECCV, pp 519–535 [3](#)
- Cornia M, Baraldi L, Cucchiara R (2019) Show, control and tell: A framework for generating controllable and grounded captions. In: CVPR, pp 8307–8316 [1, 2, 3, 7, 8, 9, 11, 12, 13, 14, 16](#)
- Dai B, Fidler S, Urtasun R, Lin D (2017) Towards diverse and natural image descriptions via a conditional gan. In: ICCV, pp 2970–2979 [1](#)
- Deng C, Ding N, Tan M, Wu Q (2020) Length-controllable image captioning. In: ECCV, pp 712–729 [1, 2, 3, 8, 9, 11, 15](#)
- Deshpande A, Aneja J, Wang L, Schwing AG, Forsyth D (2019) Fast, diverse and accurate image captioning guided by part-of-speech. In: CVPR, pp 10695–10704 [1, 2, 3](#)
- Devlin J, Chang MW, Lee K, Toutanova K (2018) Bert: Pre-training of deep bidirectional transformers for language understanding. *arXiv* [8](#)
- Dosovitskiy A, Beyer L, Kolesnikov A, Weissenborn D, Zhai X, Unterthiner T, Dehghani M, Minderer M, Heigold G, Gelly S, et al. (2020) An image is worth 16x16 words: Transformers for image recognition at scale. *arXiv* [13](#)
- Gan C, Gan Z, He X, Gao J, Deng L (2017) Stylenet: Generating attractive visual captions with styles. In: CVPR, pp 3137–3146 [3](#)
- Han X, Zhao W, Ding N, Liu Z, Sun M (2021) Ptr: Prompt tuning with rules for text classification. *arXiv* [3](#)
- Karpathy A, Fei-Fei L (2015) Deep visual-semantic alignments for generating image descriptions. In: CVPR, pp 3128–3137 [8](#)
- Keskar NS, McCann B, Varshney LR, Xiong C, Socher R (2019) Ctrl: A conditional transformer language model for controllable generation. *arXiv* [3](#)
- Kikuchi Y, Neubig G, Sasano R, Takamura H, Okumura M (2016) Controlling output length in neural encoder-decoders. *arXiv* [3](#)
- Lester B, Al-Rfou R, Constant N (2021) The power of scale for parameter-efficient prompt tuning. *arXiv* [3](#)
- Li J, Li D, Xiong C, Hoi S (2022) Bliip: Bootstrapping language-image pre-training for unified vision-language understanding and generation. *arXiv* [3](#)
- Li XL, Liang P (2021) Prefix-tuning: Optimizing continuous prompts for generation. *arXiv* [3](#)
- Lin CY (2004) Rouge: A package for automatic evaluation of summaries. In: ACL workshop, pp 74–81 [8](#)
- Lin TY, Maire M, Belongie S, Hays J, Perona P, Ramanan D, Dollár P, Zitnick CL (2014) Microsoft coco: Common objects in context. In: ECCV, pp 740–755 [7](#)
- Lindh A, Ross RJ, Kelleher JD (2020) Language-driven region pointer advancement for controllable image captioning. *arXiv* [1, 2, 3](#)
- Liu P, Yuan W, Fu J, Jiang Z, Hayashi H, Neubig G (2021) Pre-train, prompt, and predict: A systematic survey of prompting methods in natural language processing. *arXiv* [3](#)
- Luo Z, Xi Y, Zhang R, Ma J (2022) I-tuning: Tuning language models with image for caption generation. *arXiv* [3](#)
- Luo Z, Xi Y, Zhang R, Ma J (2022) Vc-gpt: Visual conditioned gpt for end-to-end generative vision-and-language pre-training. *arXiv* [3](#)
- Mathews A, Xie L, He X (2016) Senticap: Generating image descriptions with sentiments. In: AAAI, vol 30 [3](#)

31. Mathews A, Xie L, He X (2018) Semstyle: Learning to generate stylised image captions using unaligned text. In: CVPR, pp 8591–8600 [3](#)
32. Mokady R, Hertz A, Bermano AH (2021) Clipcap: Clip prefix for image captioning. arXiv [3, 4](#)
33. Needleman SB, Wunsch CD (1970) A general method applicable to the search for similarities in the amino acid sequence of two proteins. *Journal of molecular biology* 48(3):443–453 [8](#)
34. Papineni K, Roukos S, Ward T, Zhu WJ (2002) Bleu: a method for automatic evaluation of machine translation. In: ACL, pp 311–318 [8](#)
35. Plummer BA, Wang L, Cervantes CM, Caicedo JC, Hockenmaier J, Lazebnik S (2015) Flickr30k entities: Collecting region-to-phrase correspondences for richer image-to-sentence models. In: ICCV, pp 2641–2649 [3, 8](#)
36. Radford A, Narasimhan K, Salimans T, Sutskever I, et al. (2018) Improving language understanding by generative pre-training. OpenAI [3](#)
37. Radford A, Wu J, Child R, Luan D, Amodei D, Sutskever I, et al. (2019) Language models are unsupervised multitask learners. OpenAI blog 1(8):9 [1, 2, 3, 8](#)
38. Radford A, Kim JW, Hallacy C, Ramesh A, Goh G, Agarwal S, Sastry G, Askell A, Mishkin P, Clark J, et al. (2021) Learning transferable visual models from natural language supervision. In: ICML, pp 8748–8763 [3, 13](#)
39. Ren S, He K, Girshick R, Sun J (2015) Faster r-cnn: Towards real-time object detection with region proposal networks. *NeurIPS* [8](#)
40. Schick T, Schütze H (2020) Exploiting cloze questions for few shot text classification and natural language inference. arXiv [3](#)
41. Sharma P, Ding N, Goodman S, Soricut R (2018) Conceptual captions: A cleaned, hypernymed, image alt-text dataset for automatic image captioning. In: ACL, pp 2556–2565 [8](#)
42. Shuster K, Humeau S, Hu H, Bordes A, Weston J (2019) Engaging image captioning via personality. In: CVPR, pp 12516–12526 [3](#)
43. Su Y, Lan T, Liu Y, Liu F, Yogatama D, Wang Y, Kong L, Collier N (2022) Language models can see: Plugging visual controls in text generation. arXiv [3](#)
44. Sun Y, Wang S, Feng S, Ding S, Pang C, Shang J, Liu J, Chen X, Zhao Y, Lu Y, et al. (2021) Ernie 3.0: Large-scale knowledge enhanced pre-training for language understanding and generation. arXiv [3](#)
45. Tang T, Li J, Zhao WX, Wen JR (2022) Context-tuning: Learning contextualized prompts for natural language generation. arXiv [3](#)
46. Vaswani A, Shazeer N, Parmar N, Uszkoreit J, Jones L, Gomez AN, Kaiser Ł, Polosukhin I (2017) Attention is all you need. *NeurIPS* 30 [5](#)
47. Vedantam R, Lawrence Zitnick C, Parikh D (2015) Cider: Consensus-based image description evaluation. In: CVPR, pp 4566–4575 [8, 14](#)
48. Vinyals O, Toshev A, Bengio S, Erhan D (2015) Show and tell: A neural image caption generator. In: CVPR, pp 3156–3164 [1, 3](#)
49. Wang J, Xu W, Wang Q, Chan AB (2020) Compare and reweight: Distinctive image captioning using similar images sets. In: ECCV, pp 370–386 [1](#)
50. Xu K, Ba J, Kiros R, Cho K, Courville A, Salakhudinov R, Zemel R, Bengio Y (2015) Show, attend and tell: Neural image caption generation with visual attention. In: ICML, pp 2048–2057 [1, 3](#)
51. Yang K, Liu D, Lei W, Yang B, Xue M, Chen B, Xie J (2022) Tailor: A prompt-based approach to attribute-based controlled text generation. arXiv [3](#)
52. Young P, Lai A, Hodosh M, Hockenmaier J (2014) From image descriptions to visual denotations: New similarity metrics for semantic inference over event descriptions. *TACL* 2:67–78 [8](#)
53. Zheng Y, Li Y, Wang S (2019) Intention oriented image captions with guiding objects. In: CVPR, pp 8395–8404 [1, 2, 3](#)
54. Zhong Y, Wang L, Chen J, Yu D, Li Y (2020) Comprehensive image captioning via scene graph decomposition. In: ECCV, pp 211–229 [1, 2, 3](#)
55. Zhu Z, Wang T, Qu H (2021) Self-annotated training for controllable image captioning. arXiv [10](#)

Appendix

A Probability Decay Strategy

For the length-control, we followed the probability decay strategy of LaBERT [12] to further control the caption length during inference. Specifically, for each sentence length level with range $[L_{low}, L_{high}]$, in order to encourage the model to predict longer captions, we exponentially decay the probability of the stop token [EOS] by a factor γ for predictions after L_{low} :

$$p(y_i = [\text{EOS}]) \leftarrow \gamma^{L_{high} - i} p(y_i = [\text{EOS}]), \quad (11)$$

$$\forall i \in [L_{low}, L_{high}]$$


where y_i is the i -th token of the whole sentence. Specifically, γ is set to 0.90 and 0.85 for COCO Entities and Flickr30K Entities, respectively.

Meanwhile, since LaBERT only feeds L_{high} consecutive [MASK] tokens for prediction, it can ensure the caption length will not exceed the upper bound of length range, *i.e.*, L_{high} . To follow such a “strong” control process, we further limit the caption length by early stopping the prediction when the caption length reaches L_{high} .

B More Details for User Study

The user interface is shown in Fig. 9.

Following is an image, the control regions and orders and two captions that describe them:



a group of people who are looking at something

a group of people on a boat in the water

Please chose which caption better describe the image in terms of accuracy and controllability.

Fig. 9: We display an image, the control regions and orders, and two captions generated by SCT [10] and our proposed ComPro, respectively. The users are asked to choose which caption better describe the image in terms of accuracy and controllability.