

Full State Estimation of Soft Robots From Tip Velocities: A Cosserat-Theoretic Boundary Observer

Tongjia Zheng, Qing Han, and Hai Lin

Abstract—Soft robotics is a rapidly growing research area in robotics. Sensing of robotic systems is important for designing feedback controllers which usually provide robustness to modeling uncertainties. Sensing of soft robots, however, is considered a challenging task because theoretically, soft robots have infinite degrees of freedom while existing sensors only provide a limited number of measurements. One solution to this challenge is to design an observer/filter to estimate the unknown states from the sensor measurements. In this work, we design a boundary observer for soft robots based on the well-known Cosserat rod theory which models soft robots by nonlinear partial differential equations (PDEs). This boundary observer is able to estimate all the continuous robot states (poses, strains, and velocities) using the PDE model, inputs, and only tip velocity measurements (which explains the name “boundary” observer). The key idea is to inject sequential tip velocity measurements into the observer in a way that dissipates the energy of state estimation errors through the boundary. This boundary observer only requires sensing the tip velocity, can be implemented by simply changing a boundary condition in any numerical solvers of Cosserat rod models, and is proven to be locally input-to-state stable. Simulation studies are included and suggest that the domain of attraction is large and the observer is robust to measurement noise.

I. INTRODUCTION

Soft robotics is a rapidly growing area in the realm of robotics [1]. Thanks to the compliant property of their materials, soft robots are safer when interacting with humans and are able to adapt to constrained environments. As a result, soft robots have found many applications such as medical surgeries [2] and underwater maneuvers [3].

Despite the empirical evidence of their promising prospect, the theoretical study of soft robots has been considered a challenging problem, including aspects such as control, estimation, stability, and robustness. Many mathematical models have been developed for soft robots [4]. The most widely adopted ones include geometrical models, finite element models, and

continuum mechanics models. Geometrical models (especially piecewise constant curvature models) represent the deformed shape with a finite number of basis functions [5]. While early work has mainly focused on kinematic models, recent work has reported dynamic geometrical models in the form of Lagrangian systems similar to those of rigid-body robots [6]. Finite element models represent the deformable shape as a large set of mesh nodes together with the information of their neighbors and usually rely on linearization and reduction for control design [7], [8]. Continuum mechanics models (especially Cosserat rod models) benefit from a physically rigorous definition of the kinetic and potential energy of the system and take the form of nonlinear PDEs [9], [10]. The dynamic geometrical models and finite element models may be viewed as finite-dimensional approximations of continuum mechanics models. Thus, continuum mechanics models are very promising in providing a rigorous theoretical framework for soft robots. However, since nonlinear PDEs are difficult to study, existing work has still relied on discretization to derive finite-dimensional Lagrangian representations [11], [12].

It is observed that most of the existing work is essentially based on discretization and can suffer from the trade-off between modeling accuracy and computational efficiency regarding the model complexity. This has motivated us to explore PDE control theory for soft robots. Recently, we reported a feedback controller directly based on an under-actuated Cosserat rod PDE without approximation [13]. The controller is proven to be stable and suggests the promising role of PDE control theory in soft robotics. As a feedback controller, however, it requires knowing all the continuous robot states, which motivates the state estimation problem in this work. Estimation of soft robots is very challenging because theoretically, soft robots have infinite degrees of freedom, while existing sensors can only provide a limited number of point measurements of the continuous states.

Related work: The majority of existing work has focused on static estimation (or shape estimation), which assumes that the robot is in a quasi-static state and aims to estimate the configuration of the entire soft robot from point measurements of certain variables, such as position, orientation, and force. The common strategy is to fit an assumed static/time-independent model to the point measurements, such as a spatial curve [14], [15] or a surface [16]. Physically more plausible solutions are those that fit a static mechanical model to the measurements, such as a static Kirchhoff rod [17] or a static Cosserat rod

*This work was supported by the National Science Foundation under Grant No. CNS-1830335, IIS-2007949.

Tongjia Zheng is with the Department of Electrical Engineering and the Department of Mathematics, University of Notre Dame, Notre Dame, IN 46556, USA. (tzheng1@nd.edu.)

Qing Han is with the Department of Mathematics, University of Notre Dame, Notre Dame, IN 46556, USA. (Qing.Han.7@nd.edu.)

Hai Lin is with the Department of Electrical Engineering, University of Notre Dame, Notre Dame, IN 46556, USA. (hlin1@nd.edu.)

[18]. The major limitation is the quasi-static assumption which ignores the robot dynamics. Dynamic estimation (or state estimation) is an iterative process that uses a dynamic model to predict new states and uses sequential sensor measurements to correct the prediction. Such an algorithm is referred to as an observer/filter. While dynamic PDE models based on continuum mechanics are available, existing work has mainly adopted their finite-dimensional approximations and designed extended Kalman filters (EKFs) for state estimation [19]–[21]. To the best of our knowledge, the only existing work based on PDE models is our previous work [22] where a PDE-based EKF is reported.

In summary, existing work has revealed several limitations. First, existing work has mainly relied on finite-dimensional approximations, which may introduce extra modeling uncertainty. Second, existing work typically requires a large number of sensors, e.g., for every discrete segment, which can be expensive and also damage the property of soft robots. Third, no result is available concerning the convergence of the estimation algorithms. This work is motivated to address these limitations.

In this work, we design a boundary observer for soft robots based on the well-known Cosserat rod theory. This observer is able to estimate all the continuous robot states, e.g., poses, strains, and velocities, using the PDE model, inputs, and only tip velocity measurements (which explains the name “boundary” observer). The key idea is to inject sequential tip velocity measurements into the observer in a way that dissipates the energy of state estimation errors through the estimation algorithms. This work is motivated to address these limitations. It has three major advantages over existing work.

- 1) It only requires sensing the tip velocity.
- 2) It can be implemented by changing a boundary condition in any numerical solvers of Cosserat rod models.
- 3) The state estimation error is proven to be locally input-to-state stable.

This is the first work that is able to construct a stable (PDE-based) observer for soft robots. To appreciate its significance, we point out that stability guarantees for nonlinear state estimation are rare even for finite-dimensional systems. Boundary estimation of PDEs is even harder due to the very limited amount of measurements as opposed to the amount of unknown states we want to estimate. Existing results on boundary observers with global convergence guarantees are only available for linear PDEs [23]. For semilinear/quasi-linear PDEs, global Lipschitz continuity is normally required on the nonlinear terms [24], which is not satisfied in our case. In this regard, the stability guarantee provided in this work is a significant contribution. Simulation studies based on SoRoSim [25] suggest that the domain of attraction is large and the observer is robust to measurement noise. Together with our recent work on PDE-based control [13], it suggests the promising role of PDE control theory in the theoretical study of soft robots.

The rest of the paper is organized as follows. Section II introduces the Cosserat rod model and the state estimation problem. In Section III, we design a boundary observer and prove its stability. Section IV conducts simulations to validate the observer. Section V summarizes the contribution.

II. MODELING AND PROBLEM FORMULATION

A. Notations and Preliminaries

We will make use of some Lie group notations from [26]. Denote by $SO(3)$ the special orthogonal group (the group consisting of all 3-D rotation matrices) and by $so(3)$ its associated Lie algebra. Denote by $SE(3)$ the special Euclidean group and by $se(3)$ its associated Lie algebra. A hat \wedge at the superscript of a vector η defines a matrix η^\wedge whose definition depends on the dimension of η . Specifically, if $\eta \in \mathbb{R}^3$, then $\eta^\wedge \in so(3)$ is such that $\eta^\wedge \xi = \eta \times \xi$ for any $\xi \in \mathbb{R}^3$ where \times is the cross product. If $\eta = [w^T, v^T]^T \in \mathbb{R}^6$ with $w, v \in \mathbb{R}^3$, then $\eta^\wedge \in se(3)$ is defined by

$$\eta^\wedge = \begin{bmatrix} w^\wedge & v \\ 0 & 0 \end{bmatrix} \in \mathbb{R}^{4 \times 4}.$$

Let the superscript \vee be the inverse operator of \wedge , i.e., $(\eta^\wedge)^\vee = \eta$. The operator ad of $\eta = [w^T, v^T]^T \in \mathbb{R}^6$ with $w, v \in \mathbb{R}^3$ is defined by

$$ad_\eta = \begin{bmatrix} w^\wedge & 0 \\ v^\wedge & w^\wedge \end{bmatrix} \in \mathbb{R}^{6 \times 6},$$

which is a linear operator and $ad_\eta \xi = -ad_\xi \eta$ for $\xi, \eta \in \mathbb{R}^6$.

B. Cosserat rod Theory

Cosserat rod models are continuum mechanics models that describe the dynamic response of long and thin deformable rods undergoing external wrenches and have been widely used to model soft robots [9], [10], [13], [22], [27]. A Cosserat rod is idealized as a continuous set of rigid cross-sections stacked along a centerline parameterized by a material coordinate $s \in [0, \ell]$. Let $t \in [0, T]$ be the temporal coordinate. The pose of the entire rod is uniquely defined by a function $g(s, t) \in SE(3)$ given by

$$g = \begin{bmatrix} R & p \\ 0 & 1 \end{bmatrix},$$

where $p(s, t) \in \mathbb{R}^3$ is the position vector of the centerline and $R(s, t) \in SO(3)$ is the rotation matrix of the cross-sections.

Let $\eta = [w^T, v^T]^T$ and $\xi = [u^T, q^T]^T$ be the fields of velocity twists and strain twists, respectively, of the cross-sections in their local frames. The kinematics is given by

$$\partial_t g = g \eta^\wedge, \quad (1)$$

$$\partial_s g = g \xi^\wedge, \quad (2)$$

where ∂_t and ∂_s are partial derivatives. The equality of mixed partial derivatives $\partial_{st} g = \partial_{ts} g$ yields the following compatibility equation between strain and velocity

$$\partial_t \xi = \partial_s \eta + ad_\xi \eta. \quad (3)$$

Let $\Phi = [m^T, n^T]^T$ and $\Psi = [l^T, f^T]^T$ be the fields of internal and external wrenches, respectively, of the cross-sections in their local frames. Let $\Psi_-(t)$ and $\Psi_+(t)$ be two tip external wrenches at $s = 0$ and $s = \ell$. Applying Hamilton's principle in the context of Lie groups yields the following dynamics of the Cosserat rod in the form of PDEs

$$J \partial_t \eta - ad_\eta^T J \eta = \partial_s \Phi - ad_\xi^T \Phi + \Psi, \quad (4)$$

where $J \in \mathbb{R}^{6 \times 6}$ is the cross-sectional initial matrix, and boundary conditions at $s = 0$ and $s = \ell$

$$\begin{aligned} \eta(0, t) &= \eta_-(t), \quad \text{or} \quad \Phi(0, t) = -\Psi_-(t), \\ \text{and } \eta(\ell, t) &= \eta_+(t), \quad \text{or} \quad \Phi(\ell, t) = \Psi_+(t), \end{aligned}$$

depending on whether we impose motion constraints ($\eta_-(t)$ and $\eta_+(t)$) or force constraints ($\Psi_-(t)$ and $\Psi_+(t)$) at the tips. For generality, we assume

$$\Phi = \phi + \phi_l, \quad \Psi = \psi_l + R^T \psi_g, \quad (5)$$

where ϕ is the field of the elastic wrench which is assumed to satisfy the following linear constitutive law

$$\phi = K(\xi - \xi_*), \quad (6)$$

with $K \in \mathbb{R}^{6 \times 6}$ being the cross-sectional stiffness matrix and ξ_* being the strain field of the reference configuration, ϕ_l is the internal wrench produced by actuation (like pneumatic actuation), ψ_l is the portion of externally applied wrench whose value is specified in the local frames (like tendon actuation), and $R^T \psi_g$ is the portion whose value is specified by ψ_g in the global frame (like gravity) and converted to local frames by left-multiplying R^T . It is important to distinguish between ψ_l and $R^T \psi_g$ for state estimation problems because the rotation matrix R is also an unknown robot state.

C. Formulation of the Estimation Problem

This work is primarily interested in continuum manipulators. Thus, we assume the tip at $s = 0$ is clamped to a (static or mobile) station and the tip at $s = \ell$ is free or loaded. In this case, the following boundary condition is applied

$$\eta(0, t) = \eta_-(t), \quad \Phi(\ell, t) = \Psi_+(t). \quad (7)$$

A minimum representation of the Cosserat rod model only requires 2 variables from the collection $\{g, \eta, \xi, \phi\}$ since the others can be correspondingly determined using (2) and (6). Choosing $\{g, \eta\}$ yields a system of nonlinear wave-like equations, for which a PDE-based EKF was reported in our previous work [22]. In this work, we mainly work with $\{\xi, \eta\}$ (equivalently $\{\phi, \eta\}$ by (6)). Choosing $\{\xi, \eta\}$ yields the following semilinear hyperbolic system

$$\begin{cases} \partial_t \xi = \partial_s \eta + ad_\xi \eta, \\ J \partial_t \eta = \partial_s(\phi + \phi_l) - ad_\xi^T(\phi + \phi_l) \\ \quad + ad_\eta^T J \eta + \psi_l + R^T \psi_g, \\ (\phi + \phi_l)(\ell, t) = \Psi_+(t), \\ \eta(0, t) = \eta_-(t), \\ \phi(s, 0) = \phi_0(s), \\ \eta(s, 0) = \eta_0(s), \end{cases} \quad (8)$$

where R and ϕ are determined by (2) and (6) respectively at every t , and $\{\eta_0, \phi_0\}$ are the initial conditions.

Assume the robot model (8), including boundary conditions $\{\eta_-, \Psi_+\}$ and the distributed inputs $\{\phi_l, \psi_l, \psi_g\}$, is known. (The initial conditions are unknown.) Also assume that we can measure the tip velocity $\eta(\ell, t)$. This is called a boundary output/measurement and can be easily obtained by installing

an initial measure unit (IMU) sensor at the tip. Our objective is to estimate the continuous robot states $\{\xi, \eta\}$ based on the assumed information. Note that once this is done, one can compute estimates of other robot states $\{g, \phi\}$ using (2) and (6) at every t . The estimation problem of soft robots is stated as follows.

Problem 1 (Boundary Estimation): Given the soft robot model (8), its boundary conditions $\{\eta_-, \Psi_+\}$ and distributed inputs $\{\phi_l, \psi_l, \psi_g\}$, and the boundary velocity measurement $\eta(\ell, t)$, design an algorithm to estimate the states $\{\xi, \eta\}$.

III. DESIGN AND STABILITY OF BOUNDARY OBSERVERS

For an unknown state variable, say η , we use a hat $\hat{\cdot}$ over the variable, i.e., $\hat{\eta}$, to denote its estimate. (We distinguish between $\hat{(\cdot)}$ and $(\cdot)^\wedge$ where the former is a state estimate while the latter is the hat operator defined in Section II-A.) Our estimation algorithm is called a boundary observer. The key idea is to inject the tip velocity measurement $\eta(\ell, t)$ into the observer in a way that dissipates the energy of state estimation errors through the boundary. The boundary observer is designed as the following

$$\begin{cases} \partial_t \hat{\xi} = \partial_s \hat{\eta} + ad_{\hat{\xi}} \hat{\eta}, \\ J \partial_t \hat{\eta} = \partial_s(\hat{\phi} + \phi_l) - ad_{\hat{\xi}}^T(\hat{\phi} + \phi_l) \\ \quad + ad_{\hat{\eta}}^T J \hat{\eta} + \psi_l + \hat{R}^T \psi_g, \\ (\hat{\phi} + \phi_l)(\ell, t) = \Psi_+(t) - \Gamma(\hat{\eta} - \eta)(\ell, t), \\ \hat{\eta}(0, t) = \eta_-(t), \\ \hat{\phi}(s, 0) = \hat{\phi}_0(s), \\ \hat{\eta}(s, 0) = \hat{\eta}_0(s), \end{cases} \quad (9)$$

where $\Gamma \in \mathbb{R}^{6 \times 6}$ is a positive definite matrix representing the observer gain which can be used to adjust the performance of the observer, $\hat{\phi}$ is computed at every t using

$$\hat{\phi} = K(\hat{\xi} - \xi_*) \quad (10)$$

according to (6), \hat{R} is computed at every t using

$$\partial_s \hat{g} = \hat{g} \hat{\xi}^\wedge, \quad (11)$$

according to (2), which also produces estimates \hat{p} for the position, and $\{\hat{\phi}_0, \hat{\eta}_0\}$ are initial estimates.

This boundary observer has the classic observer structure in that it consists of a copy of the system plant plus injection of $(\hat{\eta} - \eta)(\ell, t)$, the prediction error of the tip velocity, through the boundary condition of $\hat{\phi}$. The injected term is designed in such a way that it dissipates the energy of the estimation errors, which will be more clearly observed when we arrive at the system of estimation errors (14). As a result, such a boundary condition is also called a dissipative boundary condition [28]. This boundary observer has three major advantages.

- 1) It only requires sensing the velocity of the free tip.
- 2) It can be implemented by changing a boundary condition in any numerical solvers of Cosserat rod models. In particular, the term $-\Gamma(\hat{\eta} - \eta)(\ell, t)$ can be implemented as a virtual point wrench at the tip.
- 3) The estimation error is locally input-to-state stable, which will be proven in Theorem 1 shortly.

Remark 1: Since the observer also needs to be numerically implemented based on discretization, one may wonder about the advantage of PDE-based design as opposed to discretization-based. The answer is that PDE models are more compact and physically more interpretable. In fact, if one discretizes the PDE to obtain a large-scale ODE system, it will be very difficult (if not impossible) to observe that a simple technique of boundary dissipation can produce a stable nonlinear observer. Our recent work on PDE-based control of soft robots [13] also uses energy dissipation to design stable controllers, which is also difficult to conceive if one discretizes the PDE in the first place.

To study the stability of the observer, define

$$\begin{aligned}\tilde{\phi} &= \hat{\phi} - \phi, & \tilde{\eta} &= \hat{\eta} - \eta, & \tilde{\xi} &= \hat{\xi} - \xi, & \tilde{R} &= \hat{R} - R, \\ y &= \begin{bmatrix} \phi \\ \eta \end{bmatrix}, & \hat{y} &= \begin{bmatrix} \hat{\phi} \\ \hat{\eta} \end{bmatrix}, & \tilde{y} &= \begin{bmatrix} \tilde{\phi} \\ \tilde{\eta} \end{bmatrix}, & d &= \begin{bmatrix} \phi_l \\ \psi_g \end{bmatrix}, \\ y_0 &= \begin{bmatrix} \phi_0 \\ \eta_0 \end{bmatrix}, & \hat{y}_0 &= \begin{bmatrix} \hat{\phi}_0 \\ \hat{\eta}_0 \end{bmatrix}, & \tilde{y}_0 &= \hat{y}_0 - y_0.\end{aligned}$$

By definition

$$\tilde{\phi} = K\tilde{\xi}. \quad (13)$$

Subtracting (9) from (8), and by the linearity of ad and (13), we obtain that $\tilde{\phi}$ satisfies

$$\begin{aligned}K^{-1}\partial_t\tilde{\phi} &= \partial_t\tilde{\xi} \\ &= \partial_s\tilde{\eta} + ad_\xi\tilde{\eta} - ad_\xi\eta \\ &= \partial_s\tilde{\eta} + ad_\xi\tilde{\eta} - ad_\xi\eta - ad_\xi\tilde{\eta} \\ &\quad + ad_\xi\tilde{\eta} + ad_\xi\eta - ad_\xi\eta \\ &= \partial_s\tilde{\eta} + ad_\xi\tilde{\eta} + ad_\xi\tilde{\eta} + ad_\xi\eta \\ &= \partial_s\tilde{\eta} + ad_{K^{-1}\tilde{\phi}}\tilde{\eta} + ad_{(K^{-1}\phi+\xi_*)}\tilde{\eta} + ad_\xi\eta,\end{aligned}$$

and by a similar derivation, $\tilde{\eta}$ satisfies

$$\begin{aligned}J\partial_t\tilde{\eta} &= \partial_s\tilde{\phi} - ad_\xi^T\tilde{\phi} - ad_\xi^T\tilde{\phi} - ad_\xi^T(\phi + \phi_l) \\ &\quad + ad_\eta^T J\tilde{\eta} + ad_\eta^T J\tilde{\eta} + ad_\eta^T J\eta + (\hat{R} - R)^T\psi_g \\ &= \partial_s\tilde{\phi} - ad_{K^{-1}\tilde{\phi}}^T\tilde{\phi} + ad_\eta^T J\tilde{\eta} - ad_{(K^{-1}\phi+\xi_*)}^T\tilde{\phi} \\ &\quad - ad_{K^{-1}\tilde{\phi}}^T(\phi + \phi_l) + ad_\eta^T J\tilde{\eta} + ad_\eta^T J\eta + \tilde{R}^T\psi_g,\end{aligned}$$

with boundary conditions

$$\tilde{\eta}(0, t) = 0, \quad \tilde{\phi}(\ell, t) = -\Gamma\tilde{\eta}(\ell, t).$$

The complete system of estimation errors can be written as a semilinear hyperbolic system given in (12). One may observe that the estimation error does not depend on the boundary conditions $\{\eta_-, \Psi_+\}$ and the locally applied external wrench ψ_l because they are completely compensated by the observer. By left-multiplying (12) with D^{-1} (defined in (12)), we rewrite it in the following compact form

$$\begin{cases} \partial_t\tilde{y} + A\partial_s\tilde{y} + B\tilde{y} = F(\tilde{y}) + G(y, \tilde{y}) + H(d, \tilde{R}, \tilde{y}), \\ \tilde{\phi}(\ell, t) = -\Gamma\tilde{\eta}(\ell, t), \\ \tilde{\eta}(0, t) = 0, \\ \tilde{y}(s, 0) = \tilde{y}_0(s), \end{cases} \quad (14)$$

where $A = D^{-1}\bar{A}$, $B = D^{-1}\bar{B}$, $F = D^{-1}\bar{F}$, $G = D^{-1}\bar{G}$, and $H = D^{-1}\bar{H}$. We observe that the boundary condition of $\tilde{\phi}$ behaves like a damping term that dissipates energy from the system (14) [28], which is the key to rendering stability.

In the following theorem, the notion of input-to-state stability is used to study the stability of (14). Unfamiliar readers are referred to [29], [30] for a detailed introduction. Roughly speaking, a system is input-to-state stable if its solution is bounded by a positive function of external inputs and if it converges asymptotically in the absence of inputs. In our case, we will treat y and d as external inputs/disturbances and establish that $\|\tilde{y}(\cdot, t)\|_{H^1}$ locally converges to a neighborhood bounded by a positive function of $\|y(\cdot, t)\|_{H^1}$ (the true robot states) and $\|d(\cdot, t)\|_H$ (the inputs including gravity)¹. The well-posedness of the PDE systems in this work has been studied in [31]. In the following theorem, we assume that its solution uniquely exists in a suitable functional space consistent with the results in [31].

Theorem 1: Consider (14). Assume its solution lies in $C^0([0, T]; H^1(0, \ell))$. If Γ is positive-definite, then the estimation error $\|\tilde{y}(\cdot, t)\|_{H^1}$ is locally input-to-state stable in the sense that there exist constants $\beta, \lambda, \delta, \kappa_1, \kappa_2, \gamma_1, \gamma_2 > 0$ such that for all $\|\tilde{y}(\cdot, t)\|_{H^1} < \delta$, $\|y(\cdot, t)\|_{H^1} < \gamma_1$, $\|d(\cdot, t)\|_H < \gamma_2$, and $t \geq 0$, the following holds:

$$\begin{aligned}\|\tilde{y}(\cdot, t)\|_{H^1} &\leq \beta\|\tilde{y}(\cdot, 0)\|_{H^1}e^{-\lambda t} + \kappa_1 \sup_{0 \leq \tau \leq t} \|y(\cdot, \tau)\|_{H^1} \\ &\quad + \kappa_2 \sup_{0 \leq \tau \leq t} \|d(\cdot, \tau)\|_H.\end{aligned} \quad (15)$$

Proof: The proof is included in the Appendix. ■

On the right-hand side of (15), the first term is due to the initial estimation error and decays exponentially. The last two terms are proportional to certain norms of the true states and the inputs and therefore are always bounded in practice. Even though the theoretical convergence is only local, simulation studies suggest that the domain of attraction is quite large.

Remark 2: In practice, the performance of this boundary observer may depend on the accuracy of three pieces of information: the robot model, the tip velocity measurement, and the inputs. While no model is perfectly correct, continuum mechanics models have been recognized to be very promising. The measurement of tip velocity using, e.g., IMUs, can be noisy and pre-filtering is very likely needed. Knowing the wrench inputs requires establishing the relationship between the generated wrench and the direct actuation reading (like chamber pressure or tendon tension) using experiments and identification in advance. Future studies will focus on the robustness of the boundary observer with respect to the uncertainties of these three pieces of information.

IV. SIMULATION STUDY

To validate the performance of the presented boundary observer, we conduct simulation studies on a MATLAB toolbox for soft robots, called SoRoSim [25]. This toolbox is based on

¹For a function $f(s)$, its H^1 norm is defined by $\|f\|_{H^1} := (\int f^2 + f'^2 ds)^{1/2}$. For a function $f(s, t)$, we define $\|f(\cdot, t)\|_H := (\int f^2 + (\partial_s f)^2 + (\partial_t f)^2 ds)^{1/2}$. Roughly speaking, these norms include not only the function itself but also its derivatives.

$$\begin{aligned}
& \underbrace{\begin{bmatrix} K^{-1} & 0 \\ 0 & J \end{bmatrix}}_D \partial_t \begin{bmatrix} \tilde{\phi} \\ \tilde{\eta} \end{bmatrix} + \underbrace{\begin{bmatrix} 0 & -I \\ -I & 0 \end{bmatrix}}_A \partial_s \begin{bmatrix} \tilde{\phi} \\ \tilde{\eta} \end{bmatrix} + \underbrace{\begin{bmatrix} 0 & -ad_{\xi^*} \\ ad_{\xi^*}^T & 0 \end{bmatrix}}_{\bar{B}} \begin{bmatrix} \tilde{\phi} \\ \tilde{\eta} \end{bmatrix} \\
&= \underbrace{\begin{bmatrix} ad_{K^{-1}\tilde{\phi}}\tilde{\eta} \\ ad_{\tilde{\eta}}^T J \tilde{\eta} - ad_{K^{-1}\tilde{\phi}}^T \tilde{\phi} \end{bmatrix}}_{\bar{F}(\tilde{y})} + \underbrace{\begin{bmatrix} ad_{K^{-1}\tilde{\phi}}\tilde{\eta} + ad_{K^{-1}\tilde{\phi}}\tilde{\eta} \\ -ad_{K^{-1}\tilde{\phi}}^T \tilde{\phi} - ad_{K^{-1}\tilde{\phi}}\tilde{\phi} + ad_{\tilde{\eta}}^T J \tilde{\eta} + ad_{\tilde{\eta}}^T J \tilde{\eta} \end{bmatrix}}_{\bar{G}(y, \tilde{y})} + \underbrace{\begin{bmatrix} 0 \\ -ad_{K^{-1}\tilde{\phi}}\phi_l + \tilde{R}^T \psi_g \end{bmatrix}}_{\bar{H}(d, \tilde{R}, \tilde{y})}
\end{aligned} \tag{12}$$

the Cosserat rod theory, implements the numerical algorithm introduced in [12], and therefore can be used as numerical implementation of our boundary observer by simply modifying one boundary condition. In particular, the boundary observer is implemented by adding a virtual point wrench $-\Gamma(\hat{\eta} - \eta)(\ell, t)$ at the free tip $s = \ell$.

Setup. The robot parameters are set as follows. Length: 0.3m. Cross-section radius: 0.02m. Density: 10^3kg/m^3 . Young's Modulus: 10^6N/m^2 . Poisson's ratio: 0.5. The robot is subject to gravity and actuation by a tendon helically routed along the robot; see Fig. 2. The robot is initially at equilibrium which is a bending configuration due to gravity. The tension of the tendon is set to be $-50 \sin(t/2)$ which causes complicated 3D deformation of the robot. A boundary observer (9) is used to estimate the robot states. The initial state of the observer is set to be a straight configuration, which has a large initial estimation error. To study the impact of different observer gains, we set $\Gamma = 0.0025, 0.005, 0.01$. To study its robustness, we also add independent Gaussian noise to every component of the tip velocity measurements. The standard deviation is set to be 15% of the average magnitude of the tip velocity measurements.

Result. An illustration² of the estimation process is given in Fig. 1. We observe that the estimated configuration gradually converges to the true configuration. The L^2 norms of estimation errors of all robot states are plotted in Fig. 3, which exhibit exponential convergence toward a very small neighborhood of 0. The strains ξ and (especially) velocities η always have larger estimation errors than the poses g because they correspond to the spatial and temporal derivatives of g . The large initial estimation error suggests that the domain of attraction is large. The estimation errors for different observer gains are plotted in Fig. 4. For clarity, only the pose estimation errors are plotted. We observe that larger observer gains produce faster convergence. Finally, it is interesting to find that the measurement noise has little impact on the convergence, possibly for two reasons. First, since Gaussian noise has a zero mean, on average, it does not cause any energy change in the system (14). Second, the Cosserat rod model is essentially a system of nonlinear wave equations. It is well-known that in wave equations, information/noise propagation has a finite speed [32]. Thus, before the noise is propagated into the entire robot, it is probably averaged out by subsequent noise. The robustness of the observer to measurement noise is the subject of future study.

Remark 3: Note that the simulation results do not imply that a larger observer gain is superior. While theoretically it

implies faster convergence, in numerical implementation, it is more likely to cause numerical instability and requires a smaller step size and more expensive computation.

V. CONCLUSION

In this work, we designed a boundary observer for soft robots based on Cosserat rod PDEs. This observer was able to estimate all continuous robot states from only tip velocity measurements, could be easily implemented in both the hardware and software, and was proven to be locally input-to-state stable. Simulation studies suggested that the domain of attraction was large and the observer was robust to measurement noise. These results suggested the promising role of PDE control theory for soft robots. Our future work is to study the robustness of the observer and test it on a real platform.

APPENDIX

A. Preliminaries for proving Theorem 1

The proof of Theorem 1 relies on some preliminary results from [31] which studies boundary stabilization of Cosserat rods. The main results are summarized here. Consider the following system with boundary control:

$$\begin{cases} \partial_t \xi = \partial_s \eta + ad_{\xi} \eta, \\ J \partial_t \eta = \partial_s \phi - ad_{\xi}^T \phi + ad_{\eta}^T J \eta, \\ \phi(\ell, t) = -\Gamma \eta(\ell, t), \\ \eta(0, t) = 0, \\ \phi(s, 0) = \phi_0(s), \\ \eta(s, 0) = \eta_0(s), \end{cases} \tag{16}$$

where $\Gamma \in \mathbb{R}^{6 \times 6}$ is the feedback gain. The system (16) is related to (8) by (i) setting all the inputs $\{\phi_l, \psi_l, \psi_g\}$ (including gravity) to be 0, (ii) setting the boundary condition $\eta(0, t)$ to be 0, and (iii) setting the boundary condition $\phi(\ell, t)$ to be $-\Gamma \eta(\ell, t)$, which is the boundary controller in [31].

The total energy of (16), consisting of kinetic energy and (elastic) potential energy, is defined by

$$\mathcal{E}(t) = \int_0^\ell \eta^T J \eta + \phi^T K^{-1} \phi ds.$$

If $\Gamma = 0$, it is well-known that the total energy is conserved, i.e., $\frac{d}{dt} \mathcal{E}(t) = 0$. If $\Gamma > 0$, one can show that

$$\frac{d}{dt} \mathcal{E}(t) = -2\eta^T(\ell, t) \Gamma \eta(\ell, t) \leq 0$$

which implies the total energy is non-increasing, i.e., (16) is stable. However, it is not necessarily decreasing, or asymptotically stable. The authors of [31] then managed to prove that

²An animation can be found at <https://sites.google.com/nd.edu/tongjia-zheng/research>

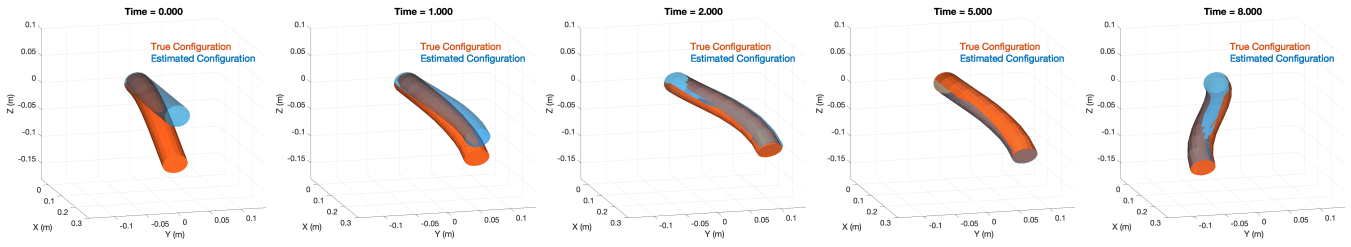


Fig. 1: Comparison of the true configuration (red) and estimated configuration (blue). ($\Gamma = 0.005$.)

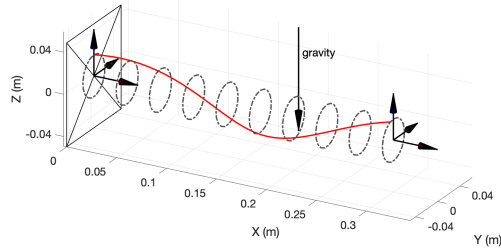


Fig. 2: A soft robot subject to gravity and tendon actuation.

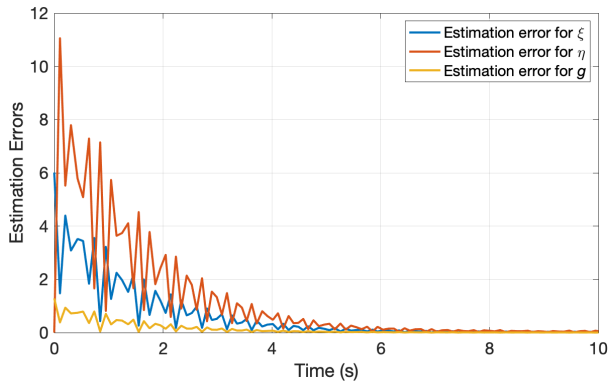


Fig. 3: Estimation errors of all robot states. ($\Gamma = 0.005$.)

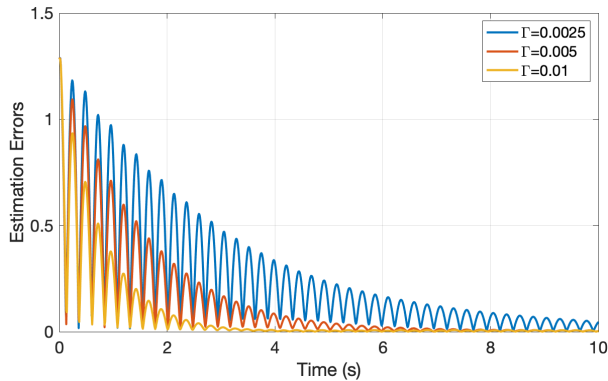


Fig. 4: Estimation errors of g for different observer gains Γ .

rewritten as

$$\begin{cases} \partial_t y + A \partial_s y + B y = F(y) \\ \phi(\ell, t) = -\Gamma \eta(\ell, t), \\ \eta(0, t) = 0, \\ y(s, 0) = y_0(s), \end{cases} \quad (17)$$

where A , B , and F are the same as in (14). The following theorem summarizes the main results from [31].

Theorem 2: Consider (17). If Γ is positive-definite, then there exists $P \in C^1([0, \ell]; \mathbb{R}^{12 \times 12})$ such that

- 1) $P(s)$ is positive-definite for all $s \in [0, \ell]$,
- 2) $(PA)(s)$ is symmetric for all $s \in [0, \ell]$,
- 3) $Q := -\frac{d}{ds}(PA) + PB + B^T P$ is positive-definite for all $s \in [0, \ell]$,
- 4) $(y^T P A y)(\ell, t) - (y^T P A y)(0, t) \geq 0$ for all t .

Furthermore, (17) is locally exponentially stable in H^1 .

B. Proof of Theorem 1

Proof: By suitably renaming the variables, (14) can be seen as a perturbation of (17) with the injection of nonlinear terms G and H . The basic idea is to extend the proof of Theorem 2 in [31] to accommodate the terms G and H and establish local input-to-state stability. Throughout the proof, all norms are defined only on the s variable and we also omit the dependence on t for brevity³. Let P satisfy all the properties in Theorem 2. Define Lyapunov functionals $\mathcal{V}_0(t) = \int_0^\ell \tilde{y}^T P \tilde{y} ds$, $\mathcal{V}_1(t) = \int_0^\ell \partial_t \tilde{y}^T P \partial_t \tilde{y} ds$, and let $\mathcal{V} = \mathcal{V}_0 + \mathcal{V}_1$. Differentiating \mathcal{V}_0 , substituting (14), and then using integration by parts and the properties of P , we have

$$\begin{aligned} \dot{\mathcal{V}}_0 &= \int_0^\ell 2\tilde{y}^T P [-A \partial_s \tilde{y} - B \tilde{y} \\ &\quad + F(\tilde{y}) + G(y, \tilde{y}) + H(d, \tilde{R}, \tilde{y})] ds \\ &= -\tilde{y}^T P A \tilde{y} \Big|_0^\ell + \int_0^\ell \tilde{y}^T \partial_s (P A) \tilde{y} + \partial_s \tilde{y}^T P A \tilde{y} \\ &\quad - \tilde{y}^T P A \partial_s \tilde{y} - \tilde{y}^T P B \tilde{y} - \tilde{y}^T B^T P \tilde{y} \\ &\quad + \tilde{y}^T P [F(\tilde{y}) + G(y, \tilde{y}) + H(d, \tilde{R}, \tilde{y})] ds \\ &\leq \int_0^\ell -\tilde{y}^T Q \tilde{y} + \tilde{y}^T P [F(\tilde{y}) + G(y, \tilde{y}) + H(d, \tilde{R}, \tilde{y})] ds, \end{aligned}$$

where $\tilde{y}^T P A \tilde{y} \Big|_0^\ell \geq 0$ by the forth property of P and $Q = -\partial_s(QA) + PB + B^T P$ is positive-definite by the third

(16) is locally exponentially stable by finding a modulated quadratic Lyapunov functional. In particular, (16) can be

³For instance, for a function $f(s, t)$, we denote $\|f\|_{L^2} = \|f(\cdot, t)\|_{L^2}$ which is actually a function of t but we omit t .

property of P in Theorem 2. By a similar derivation,

$$\dot{\mathcal{V}}_1 \leq \int_0^\ell -\partial_t \tilde{y}^T Q \partial_t \tilde{y} + \partial_t \tilde{y}^T P \partial_t [F(\tilde{y}) + G(y, \tilde{y}) + H(d, \tilde{R}, \tilde{y})] ds.$$

Thus, there exist a constant $C_0 > 0$ such that

$$\dot{\mathcal{V}} \leq -C_0 \mathcal{V} + \sum_{i=0}^1 \int_0^\ell \partial_t^i \tilde{y}^T P \partial_t^i [F(\tilde{y}) + G(y, \tilde{y}) + H(d, \tilde{R}, \tilde{y})] ds. \quad (18)$$

Now we need to derive some estimates for F , G , and H . From now on, assume there exist constants $\delta, \gamma_1, \gamma_2 > 0$ such that $\|\tilde{y}\|_{H^1} < \delta$, $\|y\|_{H^1} < \gamma_1$, and $\|d\|_H < \gamma_2$ for all t . By the Sobolev inequality [32], we correspondingly have $\|\tilde{y}\|_{L^\infty} < c_0 \delta$, $\|y\|_{L^\infty} < c_1 \gamma_1$, and $\|d\|_{L^\infty} < c_2 \gamma_2$ for some constants $c_0, c_1, c_2 > 0$. These bounds also implies that \mathcal{V} is equivalent to $\|\tilde{y}\|_{H^1}$ ([31], p.p. 23). Thus, any stability results based on \mathcal{V} implies similar results for $\|\tilde{y}\|_{H^1}$.

By definition, $F(y)$ is a matrix-valued quadratic function consisting of only square terms. By Hölder's inequality [32], there exist constants $c_3, c_4 > 0$ such that

$$\begin{aligned} \int_0^\ell \tilde{y}^T P F(\tilde{y}) ds &\leq c_3 \|\tilde{y}\|_{L^\infty} \|\tilde{y}\|_{L^2}^2 \leq c_0 c_3 \delta \|\tilde{y}\|_{L^2}^2, \\ \int_0^\ell \partial_t \tilde{y}^T P \partial_t F(\tilde{y}) ds &\leq c_4 \|\tilde{y}\|_{L^\infty} \|\partial_t \tilde{y}\|_{L^2}^2 \leq c_0 c_4 \delta \|\partial_t \tilde{y}\|_{L^2}^2. \end{aligned}$$

The above estimates imply that there exists a constant $C_1 > 0$ such that

$$\sum_{i=0}^1 \int_0^\ell \partial_t^i \tilde{y}^T P \partial_t^i F(\tilde{y}) ds \leq C_1 \delta \mathcal{V}. \quad (19)$$

By definition, $G(y, \tilde{y})$ is a matrix-valued bilinear function. By Hölder's inequality, there exist constants $c_5, c_6, c_7 > 0$ such that

$$\begin{aligned} \int_0^\ell \tilde{y}^T P G(y, \tilde{y}) ds &\leq c_5 \|\tilde{y}\|_{L^\infty} \|\tilde{y}\|_{L^2} \|y\|_{L^2} \leq c_1 c_5 \delta \|\tilde{y}\|_{L^2} \|y\|_{L^2}, \\ \int_0^\ell \partial_t \tilde{y}^T P \partial_t G(y, \tilde{y}) ds &\leq c_6 \|\tilde{y}\|_{L^\infty} \|\partial_t \tilde{y}\|_{L^2} \|\partial_t y\|_{L^2} + c_7 \|y\|_{L^\infty} \|\partial_t \tilde{y}\|_{L^2}^2 \\ &\leq c_0 c_6 \delta \|\partial_t \tilde{y}\|_{L^2} \|\partial_t y\|_{L^2} + c_1 c_7 \gamma_1 \|\partial_t \tilde{y}\|_{L^2}^2. \end{aligned}$$

The above estimates plus the fact that $\sum_{i=0}^1 \|\partial_t^i y\|_{L^2}$ is equivalent to $\|y\|_{H^1}$ ([31], p.p. 23) imply that there exist constants $C_2, C_3 > 0$ such that

$$\begin{aligned} \sum_{i=0}^1 \int_0^\ell \partial_t^i \tilde{y}^T P \partial_t^i G(y, \tilde{y}) ds &\leq C_2 \delta \sqrt{\mathcal{V}} \|y\|_{H^1} + C_3 \gamma_1 \mathcal{V}. \end{aligned} \quad (20)$$

According to the definition of \tilde{H} in (12), we can denote $H(d, \tilde{R}, \tilde{y}) = H_1(d, \tilde{y}) + H_2(d, \tilde{R})$ where H_1 is the portion involving $ad_{K^{-1}\tilde{\phi}}\phi_l$ and H_2 is the portion involving $\tilde{R}^T \psi_g$.

$H_1(d, \tilde{y})$ can be easily tackled in a similar way as $G(y, \tilde{y})$. In particular, there exist constants $C_4, C_5 > 0$ such that

$$\begin{aligned} \sum_{i=0}^1 \int_0^\ell \partial_t^i \tilde{y}^T P \partial_t^i H_1(d, \tilde{y}) ds &\leq C_4 \delta \sqrt{\mathcal{V}} \|d\|_H + C_5 \gamma_2 \mathcal{V}. \end{aligned} \quad (21)$$

Now we focus on $H_2(d, \tilde{R})$. According to (2), $\partial_s R = Ru^\wedge$ where u is the angular component of ξ . Since $\tilde{R}(0, t) = 0$ for all t , by the fundamental theorem of calculus, there exists a constant $c_8 > 0$ depending on ℓ such that

$$\begin{aligned} \|\tilde{R}\|_{L^\infty} &\leq c_8 \|\partial_s \tilde{R}\|_{L^\infty} \\ &= c_8 \|\hat{R} \hat{u}^\wedge - \hat{R} u^\wedge + \hat{R} u^\wedge - R u^\wedge\|_{L^\infty} \\ &\leq c_8 \|\hat{R} \hat{u}^\wedge\|_{L^\infty} + c_8 \|\tilde{R}\|_{L^\infty} \|u\|_{L^\infty} \\ &\leq c_9 \|\tilde{u}\|_{L^\infty} + c_1 c_8 \gamma_1 \|\tilde{R}\|_{L^\infty}, \end{aligned}$$

for some constant $c_9 > 0$, where we have used the fact that rotation matrix \tilde{R} has a bounded matrix norm. Thus, by choosing γ_1 to be sufficiently small, we have

$$\|\tilde{R}\|_{L^\infty} \leq \frac{c_9}{1 - c_1 c_8 \gamma_1} \|\tilde{y}\|_{L^\infty} =: c_{10} \|\tilde{y}\|_{L^\infty}.$$

By a similar argument as $\partial_s \tilde{R}$ and the fact that $\partial_t R = R w^\wedge$ where w is the angular component of η , there exists a constant $c_{11} > 0$ such that

$$\begin{aligned} \|\partial_t \tilde{R}\|_{L^\infty} &\leq c_{11} \|\tilde{u}\|_{L^\infty} + c_1 \gamma_1 \|\tilde{R}\|_{L^\infty} \\ &\leq c_{11} \|\tilde{y}\|_{L^\infty} + c_1 c_{10} \gamma_1 \|\tilde{y}\|_{L^\infty} =: c_{12} \|\tilde{y}\|_{L^\infty}. \end{aligned}$$

Now, by Hölder's inequality, there exist constants $c_{13}, c_{14} > 0$ such that

$$\begin{aligned} \int_0^\ell \tilde{y}^T P H_2(d, \tilde{R}) ds &\leq c_{13} \|\tilde{y}\|_{L^2} \|\tilde{R}\|_{L^\infty} \|\psi_g\|_{L^2} \leq c_0 c_{10} c_{13} \delta \|\tilde{y}\|_{L^2} \|\psi_g\|_{L^2}, \\ \int_0^\ell \partial_t \tilde{y}^T P \partial_t H_2(d, \tilde{R}) ds &\leq \int_0^\ell \partial_t \tilde{y}^T P [(\partial_t \tilde{R}^T) \psi_g + \tilde{R}^T \partial_t \psi_g] ds \\ &\leq c_{14} \|\partial_t \tilde{y}\|_{L^2} (\|\partial_t \tilde{R}\|_{L^\infty} \|\psi_g\|_{L^2} + \|\tilde{R}\|_{L^\infty} \|\partial_t \psi_g\|_{L^2}) \\ &\leq c_0 c_{14} \delta \|\partial_t \tilde{y}\|_{L^2} (c_{12} \|\psi_g\|_{L^2} + c_{10} \|\partial_t \psi_g\|_{L^2}). \end{aligned}$$

The above estimates imply that there exists a constant $C_6 > 0$ such that

$$\sum_{i=0}^1 \int_0^\ell \partial_t^i \tilde{y}^T P \partial_t^i H_2(d, \tilde{R}) ds \leq C_6 \delta \sqrt{\mathcal{V}} \|d\|_H. \quad (22)$$

Now, using (18)-(22), we have

$$\begin{aligned} \dot{\mathcal{V}} &\leq -(C_0 - C_1 \delta - C_3 \gamma_1 - C_5 \gamma_2) \mathcal{V} \\ &\quad + \delta \sqrt{\mathcal{V}} (C_2 \|y\|_{H^1} + (C_4 + C_6) \|d\|_H) \\ &=: -C \mathcal{V} + \sqrt{\mathcal{V}} \mathcal{X}. \end{aligned}$$

We can let $\delta, \gamma_1, \gamma_2$ be sufficiently small such that $C = C_0 - C_1 \delta - C_3 \gamma_1 - C_5 \gamma_2 > 0$. Let $\theta \in (0, 1)$. We have

$$\begin{aligned} \dot{\mathcal{V}} &\leq -C(1 - \theta) \mathcal{V} - C\theta \mathcal{V} + \sqrt{\mathcal{V}} \mathcal{X} \\ &\leq -C(1 - \theta) \mathcal{V} \end{aligned}$$

whenever $\sqrt{\mathcal{V}} \geq \frac{1}{C\theta}\mathcal{X}$. By invoking the Lyapunov function theorem for input-to-state stability [30], [33] and the equivalence of \mathcal{V} and $\|\tilde{y}\|_{H^1}$, we obtain the desired results. ■

REFERENCES

- [1] D. Rus and M. T. Tolley, "Design, fabrication and control of soft robots," *Nature*, vol. 521, no. 7553, pp. 467–475, 2015.
- [2] J. Burgner-Kahrs, D. C. Rucker, and H. Choset, "Continuum robots for medical applications: A survey," *IEEE Transactions on Robotics*, vol. 31, no. 6, pp. 1261–1280, 2015.
- [3] A. D. Marchese, C. D. Onal, and D. Rus, "Autonomous soft robotic fish capable of escape maneuvers using fluidic elastomer actuators," *Soft robotics*, vol. 1, no. 1, pp. 75–87, 2014.
- [4] C. Armanini, F. Boyer, A. T. Mathew, C. Duriez, and F. Renda, "Soft robots modeling: A structured overview," *IEEE Transactions on Robotics*, 2023.
- [5] R. J. Webster III and B. A. Jones, "Design and kinematic modeling of constant curvature continuum robots: A review," *The International Journal of Robotics Research*, vol. 29, no. 13, pp. 1661–1683, 2010.
- [6] C. Della Santina, R. K. Katzschmann, A. Bicchi, and D. Rus, "Model-based dynamic feedback control of a planar soft robot: trajectory tracking and interaction with the environment," *The International Journal of Robotics Research*, vol. 39, no. 4, pp. 490–513, 2020.
- [7] C. Duriez, "Control of elastic soft robots based on real-time finite element method," in *2013 IEEE international conference on robotics and automation*. IEEE, 2013, pp. 3982–3987.
- [8] O. Gouy and C. Duriez, "Fast, generic, and reliable control and simulation of soft robots using model order reduction," *IEEE Transactions on Robotics*, vol. 34, no. 6, pp. 1565–1576, 2018.
- [9] D. C. Rucker and R. J. Webster III, "Statics and dynamics of continuum robots with general tendon routing and external loading," *IEEE Transactions on Robotics*, vol. 27, no. 6, pp. 1033–1044, 2011.
- [10] F. Renda, M. Giorelli, M. Calisti, M. Cianchetti, and C. Laschi, "Dynamic model of a multibending soft robot arm driven by cables," *IEEE Transactions on Robotics*, vol. 30, no. 5, pp. 1109–1122, 2014.
- [11] S. Grazioso, G. Di Gironimo, and B. Siciliano, "A geometrically exact model for soft continuum robots: The finite element deformation space formulation," *Soft robotics*, vol. 6, no. 6, pp. 790–811, 2019.
- [12] F. Boyer, V. Lebastard, F. Candelier, and F. Renda, "Dynamics of continuum and soft robots: A strain parameterization based approach," *IEEE Transactions on Robotics*, vol. 37, no. 3, pp. 847–863, 2020.
- [13] T. Zheng, Q. Han, and H. Lin, "Task space tracking of soft manipulators: Inner-outer loop control based on cosserat-rod models," in *to appear in 2022 American Control Conference (ACC)*, 2023.
- [14] D. Lunni, G. Giordano, E. Sinibaldi, M. Cianchetti, and B. Mazzolai, "Shape estimation based on kalman filtering: Towards fully soft proprioception," in *2018 IEEE International Conference on Soft Robotics (RoboSoft)*. IEEE, 2018, pp. 541–546.
- [15] H. Bezawada, C. Woods, and V. Vikas, "Shape reconstruction of soft manipulators using vision and imu feedback," *IEEE Robotics and Automation Letters*, vol. 7, no. 4, pp. 9589–9596, 2022.
- [16] R. B. Scharff, G. Fang, Y. Tian, J. Wu, J. M. Geraedts, and C. C. Wang, "Sensing and reconstruction of 3-d deformation on pneumatic soft robots," *IEEE/ASME Transactions on Mechatronics*, vol. 26, no. 4, pp. 1877–1885, 2021.
- [17] R. Takano, H. Mochiyama, and N. Takesue, "Real-time shape estimation of kirchhoff elastic rod based on force/torque sensor," in *2017 IEEE International Conference on Robotics and Automation (ICRA)*. IEEE, 2017, pp. 2508–2515.
- [18] S. H. Sadati, A. Shiva, N. Herzig, C. D. Rucker, H. Hauser, I. D. Walker, C. Bergeles, K. Althoefer, and T. Nanayakkara, "Stiffness imaging with a continuum appendage: Real-time shape and tip force estimation from base load readings," *IEEE Robotics and Automation Letters*, vol. 5, no. 2, pp. 2824–2831, 2020.
- [19] M. Thieffry, A. Kruszewski, C. Duriez, and T.-M. Guerra, "Control design for soft robots based on reduced-order model," *IEEE Robotics and Automation Letters*, vol. 4, no. 1, pp. 25–32, 2018.
- [20] J. Y. Loo, C. P. Tan, and S. G. Nurzaman, "H-infinity based extended kalman filter for state estimation in highly non-linear soft robotic system," in *2019 American Control Conference (ACC)*. IEEE, 2019, pp. 5154–5160.
- [21] K. Stewart, Z. Qiao, and W. Zhang, "State estimation and control with a robust extended kalman filter for a fabric soft robot," *IFAC-PapersOnLine*, vol. 55, no. 37, pp. 25–30, 2022.
- [22] T. Zheng and H. Lin, "Pde-based dynamic control and estimation of soft robotic arms," in *2022 IEEE 61st Conference on Decision and Control (CDC)*. IEEE, 2022, pp. 2702–2707.
- [23] R. Vazquez, M. Krstic, and J.-M. Coron, "Backstepping boundary stabilization and state estimation of a 2×2 linear hyperbolic system," in *2011 50th IEEE conference on decision and control and european control conference*. IEEE, 2011, pp. 4937–4942.
- [24] F. Castillo, E. Witrant, C. Prieur, and L. Dugard, "Boundary observers for linear and quasi-linear hyperbolic systems with application to flow control," *Automatica*, vol. 49, no. 11, pp. 3180–3188, 2013.
- [25] A. T. Mathew, I. M. B. Hmida, C. Armanini, F. Boyer, and F. Renda, "Sorosim: A matlab toolbox for hybrid rigid-soft robots based on the geometric variable-strain approach," *IEEE Robotics & Automation Magazine*, 2022.
- [26] R. M. Murray, Z. Li, and S. S. Sastry, *A mathematical introduction to robotic manipulation*. CRC press, 2017.
- [27] M. Tummers, V. Lebastard, F. Boyer, J. Troccaz, B. Rosa, and M. T. Chikhaoui, "Cosserat rod modeling of continuum robots from newtonian and lagrangian perspectives," *IEEE Transactions on Robotics*, 2023.
- [28] G. Bastin and J.-M. Coron, *Stability and boundary stabilization of 1-d hyperbolic systems*. Springer, 2016, vol. 88.
- [29] H. K. Khalil and J. W. Grizzle, *Nonlinear systems*. Prentice hall Upper Saddle River, NJ, 2002, vol. 3.
- [30] S. Dashkovskiy and A. Mironchenko, "Input-to-state stability of infinite-dimensional control systems," *Mathematics of Control, Signals, and Systems*, vol. 25, no. 1, pp. 1–35, 2013.
- [31] C. Rodriguez, "Networks of geometrically exact beams: Well-posedness and stabilization," *Mathematical Control and Related Fields*, vol. 12, no. 1, pp. 49–80, 2022.
- [32] L. C. Evans, *Partial differential equations*, ser. Graduate Studies in Mathematics. Providence, RI: American Mathematical Society, 1998.
- [33] T. Zheng, Q. Han, and H. Lin, "Transporting robotic swarms via mean-field feedback control," *IEEE Transactions on Automatic Control*, vol. 67, no. 8, pp. 4170–4177, 2021.