


A hybrid deep-learning-metaheuristic framework for discrete road network design problems

 Bahman Madadi^{1*} and  Gonalo Homem de Almeida Correia¹

1. Department of Transport & Planning, Faculty of Civil Engineering and Geosciences, Delft University of Technology, Delft, the Netherlands

*Corresponding author: b.madadi@tudelft.nl

Second author email: G.Correia@tudelft.nl

ABSTRACT

This study proposes a hybrid deep-learning-metaheuristic framework with a bi-level architecture for road network design problems (NDPs). We train a graph neural network (GNN) to approximate the solution of the user equilibrium (UE) traffic assignment problem, and use inferences made by the trained model to calculate fitness function evaluations of a genetic algorithm (GA) to approximate solutions for NDPs. Using two NDP variants and an exact solver as benchmark, we show that our proposed framework can provide solutions within 5% gap of the global optimum results given less than 1% of the time required for finding the optimal results. Our framework can be utilized within an expert system for infrastructure planning to intelligently determine the best infrastructure management decisions. Given the flexibility of the framework, it can easily be adapted to many other decision problems that can be modeled as bi-level problems on graphs. Moreover, we observe many interesting future directions, thus we propose a brief research agenda for this topic. The key observation inspiring influential future research was that fitness function evaluation time using the inferences made by the GNN model for the genetic algorithm was in the order of milliseconds, which points to an opportunity and a need for novel heuristics that 1) can cope well with noisy fitness function values provided by neural networks, and 2) can use the significantly higher computation time provided to them to explore the search space effectively (rather than efficiently). This opens a new avenue for a modern class of metaheuristics that are crafted for use with AI-powered predictors.

Keywords: graph neural networks, road network design problem, user equilibrium traffic assignment problem, combinatorial optimization, decision support systems

1 Introduction

Solving bi-level and NP-hard combinatorial optimization problems in the transport domain is often very challenging [1]. Traditional approaches of tackling such problems include exact solutions, approximation algorithms and heuristics. Exact solutions might be computationally infeasible for large instances or non-existent for some problem variants. Approximate algorithms are often computationally more advantageous but suffer from weak optimality guarantees and are not always available. Heuristics are usually the fastest yet they lack theoretical foundations and often require substantial knowledge of the problem and trial-and-error for successful implementations [2].

On the other hand, many real-world applications require solving the same problem or a subproblem with the problem with slightly different input on a regular basis (e.g., shippers and freight forwarders deal with vehicle routing problems on a daily basis). None of the traditional approaches exploits this property of recurrence in optimization problems. In addition, many optimization problems are defined on graph-structured data, yet most of the solution methods do not explicitly exploit the structure of the graphs to provide better results in shorter times.

This provides an opportunity for training models that can learn to approximate such problems, particularly when the problems are defined on graph-structured data. The main motivation behind this approach is that after a one-time effort

to train a model (e.g., a multilayer perceptron), this model can be used numerous times to approximate many instances of the problem within a small fraction of the time required for formal methods to solve new variations.

Moreover, artificial neural networks defined on graphs, which are often referred to as graph neural networks (GNNs), can discover patterns and structures in graphs using their deep architecture that engineers (of heuristics) and formal optimization methods may not be able to discover. In this paradigm, the deep learning model (e.g., a GNN) becomes the engineer of the algorithm and the researcher's efforts shift from engineering algorithms to designing deep learning models that can engineer algorithms by parametrizing decision rules and policies that lead to powerful algorithms [3].

The success of deep learning in various fields has prompted researchers to use them to train models and heuristics for tackling recurrent optimization problems [2]–[7]. The prospect of designing new heuristics without the need for a deep knowledge of the specific problem under consideration and hand-crafting details of the algorithms makes deep learning a promising approach for tackling NP-hard problems [5].

However, existing efforts have mainly focused on classical combinatorial optimization problems, such as the traveling salesman problem (TSP) and the vehicle routing problem (VRP) [6], [8]. More challenging problems such as bi-level optimization problems, particularly the ones in the transport domain, e.g., network design problems [9], have not received much attention from deep learning researchers yet. Furthermore, many of these problems are defined on graphs, yet most existing algorithms are not designed to take advantage of the graph structure of the problem.

Although some bi-level programming problems might be too challenging to be solved using end-to-end deep learning methods, hybrid deep-learning-metaheuristic approaches have been shown to perform well on complex optimization problems where the optimization procedure can be decomposed to delegate some tasks to (deep) machine learning models and some others to classical approaches [8]. For instance, supervised learning (decision trees in particular) have been used within branch-and-bound methods to select branching variables [10]. Another example of such hybrid methods is combining unsupervised learning with simulation-based optimization to learn the best combination of metrics to use within the simulation to make optimal planning decisions in expert systems [11]. The prime advantage of such hybrid methods is their flexibility and explainability.

The main aim of this study is to demonstrate the potential of deep learning for tackling bi-level programming problems. Therefore, in this study, we show how to learn to approximate the user equilibrium (UE) traffic assignment problem using a GNN and propose a hybrid deep-learning-metaheuristics approach using the proposed GNN and the genetic algorithm (GA) to deal with a class of network design problems (NDPs), which are commonly used to support intelligent road network infrastructure planning decisions. We benchmark the performance of our framework against an exact solution method using the well-known Sioux Falls network and provide evidence that our proposed framework is competitive with the state-of-the-art solution methods and has immense potential for improvements. We believe our proposed framework can be applied to many other NDP variations as well and eventually become a common decision support tool for road planners.

To the best of our knowledge, this is the first study that tackles bi-level network design problems using deep learning on graphs. We show the potential of the framework with an exploratory study and pave the way for future developments.

The structure of this article is as follows. Section 2 provides a background on UE traffic assignment problems, NDPs, and GNNs. Section 3 describes our proposed hybrid deep-learning-metaheuristics framework. Section 4 includes a case study to benchmark the performance of our framework against an exact solver. And the last sections include discussion and future research directions.

2 Background

As mentioned earlier, our framework deals with NDPs using a hybrid method based on a GNN. Therefore, we provide a brief background for NDPs and GNNs in this section.

2.1 NDP

In transport literature, strategic decisions regarding modifications to road networks (e.g., adding or removing links and lanes) are considered within the well-known NDP framework [9], [12]. NDPs are often modeled as Stackelberg leader-follower games which are usually bi-level programming problems where the leader (upper level) provides the infrastructure (road network) and the followers (lower level) react with their travel choices. The objective of the leader (i.e., transport planner) is to maximize the benefits provided to the followers (e.g., reduction in total travel time) given a certain budget for the infrastructure adjustment cost (e.g., adding lanes). The objective of the followers (i.e., travelers)

is to minimize their individual travel time by selecting routes, which leads to the user equilibrium (UE) travel assignment problem [13]. The upper level and the lower-level problems are formalized in the following subsections.

2.1.1 The lower-level user equilibrium (UE) problem

Consider a road network represented by the graph $G = (V, E)$ where V is the set of nodes, E denotes the set of edges (i.e., links or road segments), and an adjacency matrix of size $|V| \times |V|$ represents which nodes are connected by an edge. The UE problem includes assigning the origin-destination (OD) flows of travelers between the nodes to edges in the network in such a way that each traveler cannot reduce their travel time by changing routes. In its classical form, UE is a convex non-linear mathematical programming problem formulated as follows.

UE:

$$\min \sum_{(i,j) \in E} \int_0^{x_{ij}} t_{ij}(x_{ij}) \quad (1)$$

$$s.t. \quad \sum_{j \in V: (i,j) \in E} x_{ijs} - \sum_{j \in V: (j,i) \in E} x_{jis} = d_{is}, \quad \forall i \in V, \forall s \in D \quad (2)$$

$$\sum_{s \in D} x_{ijs} = x_{ij}, \quad \forall (i,j) \in E \quad (3)$$

$$x_{ijs} \geq 0, \quad \forall (i,j) \in E, \forall s \in D, \quad (4)$$

where t_{ij} is the travel time of link (edge) (i,j) from node i to node j , D is the set of destination nodes ($D \subseteq V$) and d_{is} is the demand from node i to destination node s . x_{ijs} is the flow traveling to destination s on edge (i,j) and x_{ij} is the total flow on edge (i,j) . In this formulation, equation (1) minimizes the individual travel time for each traveler, equation (2) guarantees demand satisfaction for each OD, equation (3) ensures flow conservation, and equation (4) prevents negative flows. The edge travel time is usually estimated by the bureau of public roads (BPR) function:

$$t_{ij} = t_{ij}^0 \left(1 + \alpha \left(\frac{x_{ij}}{\pi_{ij}}\right)^\beta\right) \quad \text{where } t_{ij}^0 \text{ is the free flow travel time, } \pi_{ij} \text{ is the edge capacity and } \alpha, \beta \text{ are parameters. This}$$

makes the BPR function a polynomial function, making the UE problem a non-linear but convex mathematical programming problem. It should be noted that other formulations are available for the UE problem. The above-mentioned formulation is the most suitable one for using general-purpose optimization solvers to solve the problem.

2.1.2 The upper-level design problem

The upper-level design problem includes minimizing some criteria (usually total travel time) by making modifications to the network (e.g., adding new lanes) given a certain budget while evaluating the lower-level problem at its equilibrium. The following formally represents the classical discrete NDP.

NDP:

$$\min \sum_{(i,j) \in E} t_{ij}(x_{ij}) \quad (5)$$

$$s.t. \quad \sum_{(i,j) \in E_1} y_{ij} c_{ij} \leq B \quad (6)$$

$$x_{ij} \in \arg \min UE \quad (7)$$

$$y_{ij} \in \{0,1\}, \quad \forall (i,j) \in E_1, \quad (8)$$

where y_{ij} is a binary decision vector assuming the value of one when a new lane is added to the edge (i,j) and zero otherwise, c_{ij} denotes the cost of adding a lane to the edge (i,j) , and B is the total budget. Equation (7) implies flows used to calculate total travel time must be equilibrium flows obtained by solving the UE.

Different variants of NDP usually include one or more set of constraints to relate the edge travel time to the modifications made on the network (e.g., capacity addition due to new lanes). We will discuss two of these variants below (which are used in the numerical experiments).

2.1.3 Network design problem with lane additions (NDP-LA)

This is one of the classical discrete NDPs where the road network can be improved by adding new lanes to edges given a certain budget constraint. The mathematical formulation of the NDP-LA will include equations (1)-(8) as well as the equation (9) below to define the capacity of each edge based on the value of the upper level decision variables y_{ij} , its initial capacity π_{ij}^0 and the capacity of an extra lane π_{ij}^1 .

$$\pi_{ij} = \pi_{ij}^0 + y_{ij}\pi_{ij}^1, \quad \forall (i, j) \in E_1, \quad (9)$$

2.1.4 Network design problem with lane swap (NDP-LS)

This problem occurs when there is asymmetric demand in a certain period (e.g., morning peak hour), therefore, the traffic manager dynamically assigns lanes from one direction of an edge to another to account for the asymmetric traffic. This is problem with daily occurrence in some cities. Mathematically, NDP-LS is formulated using equations (1)-(8) and the equations (10)-(11) below to ensure the changes imposed by the lane swaps.

$$\pi_{ij} = \pi_{ij}^0 + y_{ij}\pi_{ij}^1, \quad \pi_{ji} = \pi_{ji}^0 - y_{ij}\pi_{ji}^1, \quad \forall (i, j) \in E_1, \quad (10)$$

$$y_{ij} + y_{ji} \leq 1, \quad \forall (i, j) \in E_1, \quad (11)$$

2.2 GNN

The application of neural networks (NNs) for optimizing decisions in combinatorial optimization problems dates back to the 1980s when [14] applied a Hopfield-network for solving small TSP instances. However, NNs are not aware of the structural properties of the graphs representing certain combinatorial optimization problems such as TSP and VRP. GNNs on the other hand are defined on graphs that characterize specific problems (e.g., TSP, citation networks and social network analysis) and have shown strong representation power in dealing with problems defined on graphs [15]. This is the main reason why they have enjoyed great success in dealing with graph-related problems in recent year [16]–[21].

In general terms, GNNs use a neighborhood aggregation scheme (also known as message passing) where each node of the graph receives and aggregates feature information (messages) from neighboring nodes to calculate its new state in an iterative manner and use the final state of the nodes after certain number of iterations to make predictions regarding nodes, edges or the entire graph [22], [23].

To formally define GNNs, consider a graph $G = (V, E)$ where V represents the set of nodes (vertices) each having the node feature vector x_v for $v \in V$, E denotes the set of edges (links) with edge feature vectors x_e , and an adjacency matrix of size $|V| \times |V|$ represents which nodes are connected by an edge. A GNN uses the node features x_v , (optionally) the edge feature x_e and the graph topology captured in the adjacency matrix to learn a representation or state h_v for each node v . The node state is calculated using a neighborhood aggregation schemes where the state of the node is iteratively updated based on the state of its neighboring nodes. After k iterations of aggregation, a node's state captures the structural information within its k -hop network neighborhood. Formally, the k -th layer of a GNN is calculated as:

$$a_v^{(k)} = \text{AGGREGATE}^{(k)}(\{h_u^{(k-1)} : u \in \eta(v)\}), \quad (12)$$

$$h_v^{(k)} = \text{COMBINE}^{(k)}(h_v^{(k-1)}, a_v^{(k)}), \quad (13)$$

where $h_v^{(k)}$ is the feature vector of node v at the k -th iteration/layer, $h_v^{(0)} = x_v$, and $\eta(v)$ is a set of nodes adjacent to v (i.e., neighborhood of the node). The choice of $\text{AGGREGATE}^{(k)}$ and $\text{COMBINE}^{(k)}$ defines the GNN variant and has a major influence on its capabilities.

For instance, in the pooling variant of GraphSAGE [24], the following aggregation is used:

$$a_v^{(k)} = \text{MAX}(\{\text{ReLU}(W \cdot h_u^{(k-1)}), \forall u \in \eta(v)\}), \quad (14)$$

where W is a learnable matrix, and MAX represents an element-wise max-pooling. The COMBINE step here is a concatenation of the current aggregate score and the previous iteration's state.

A more sophisticated node embedding scheme is using a multilayer perceptron (MLP) to aggregate neighborhood information. This is utilized in graph isomorphism network (GIN) introduced in [15] where the authors use the graph isomorphism test to argue for the representation power of GIN using MLPs. GIN updates the node state as:

$$h_v^{(k)} = \text{MLP}^{(k)}((1 + \varepsilon^{(k)}) \cdot h_v^{(k-1)} + \sum_{u \in \mathcal{N}(v)} h_u^{(k-1)}), \quad (15)$$

where the neighborhood aggregation function $h_v^{(k)}$ is an MPL rather than a straightforward function (e.g., max, mean, sum) and ε is a learnable parameter.

In this study, we use GIN with some modifications as our preferred GNN in the hybrid deep-learning-metaheuristics framework. The modifications will be discussed in the next section where we introduce our framework.

3 The hybrid deep-learning-metaheuristic framework (GIN-GA)

Simply put, our framework includes training a GIN to approximate the UE and using it in combination with a genetic algorithm (GA) to approximate the solution of NDPs. Given the bi-level structure of the NDP, the GA attempts to find optimal or near-optimal solutions for the upper-level problem while using GIN to approximate the lower-level problem (i.e., the UE) in its fitness evaluations. Detailed steps of this process are described in this section.

3.1 Learning to approximate the UE problem with a GIN

Most solution procedures for solving NDPs including the one presented in this study entail solving the UE problem numerous times, which justifies the one-time effort of training a model to approximate the UE given that after this one-time training, the model (in this case a GIN) can find high-quality solutions to the UE problem in an extremely small fraction of the time required for solvers to solve this problem. Data curation and feature engineering for GIN as well as the modifications made on it in this study are described below.

3.1.1 Data curation and feature engineering

To prepare training data for GIN, we have used the CPLEX solver with piecewise-linear approximation of the BPR function to solve 12000 instances of a UE with random perturbations in demand and edge capacity. This was divided into three sets: 10000 instances for training, 1000 instances for validation and 1000 instances for testing.

Each data point used for training includes an edge label vector representing the equilibrium flows obtained by the solver, and a graph, which includes a road network and a travel demand matrix. For each edge of the graph, edge features include capacity and free flow travel time, and for each node, node features include incoming and outgoing demand from and to all other nodes. Therefore, the edge features are $|E| \times 2$ matrices, node features are $|V| \times |V|$ matrices and edge labels are $|V| \times 1$ vectors.

3.1.2 GIN modifications

The main components of GIN were introduced in the previous section and are described in detail in [15]. The key modifications made to tailor GIN to solving the UE are listed below.

- For neighborhood aggregation, instead of the standard adjacency matrix (with zeros and ones), a weighted version is used where instead of ones representing the existence of edges between two nodes, the value of free flow travel time divided by the edge capacity is used to capture the impacts of different edge capacities, speeds, and lengths.
- Edge scores (the values predicted by the model for UE flows on each edge) are based on an MLP which takes the node features of the source and sink node as well as the edge features of the corresponding edge as input and returns a score for UE flow on the edge.
- Model is trained with the mean square error (MSE) difference between edge labels and edge scores as the loss function, yet the value we are interested in is the total travel time, which is calculated afterwards using the

BPR function. This is essentially equivalent to performing a graph regression task (as opposed to edge regression, which is used here) with the BPR function as the readout or graph aggregation function. However, since based on the knowledge of the problem we know the best readout function in this case is the BPR function, we use it instead of experimenting with different functions.

3.2 GA combination for NDP

To solve the upper-level problem of NDP, a standard GA is used where the decision variables are edges where the lane modifications happen, the objective function is the total travel time (equation (5)). The main difference with conventional Gas is that the fitness evaluations are performed using the inferences made by the GIN. Since GNNs can make inferences for an entire batch very efficiently, the inferences are made in batches of size equal to the population size of the GA. It will be shown in the next section that this can reduce the computation times of fitness evaluations by a factor of 1000. We will refer to the proposed framework including the GIN and the GA as GIN-GA.

4 Numerical experiments

4.1 Case study description

The main data for experiments is based on the well-known Sioux Falls network data, which is available at [25] and includes 76 edges, 24 nodes and 552 OD pairs. Two problems are defined on this network and different variations of each are created by perturbing the problem input variables.

Scenarios for NDP-LA are created by perturbing the budget and number of lanes on each edge (which defines how much capacity is added to the edge by adding a lane). Scenarios for NDP-LS are created by perturbing feasible edges for lane swap, number of lanes on each edge, and demand. Demand variation matters in this case since the daily lane-swap plan is affected by the day-to-day variations in demand.

4.2 Results

4.2.1 UE approximations with GIN

When approximating the UE with GIN, our main variable of interest is total travel time. However, our experiments showed that using edge flows as labels to train the GIN yields better results for predicting total travel times. Therefore, we used edge flows as labels and calculated total travel times using the BPR function, explained earlier. It should be noted that this is equivalent to using the BPR function as the readout function (or graph aggregation) in a graph regression task using GIN. As for loss function, we used mean squared error (MSE) between edge labels and model inferences (predictions) for edge flow values. We calculate and report both duality gap for edge flows (edge flow prediction error using the mean absolute percentage error (MAPE)) and travel time prediction accuracy (mean absolute percentage (MAP) for total travel time prediction accuracy). GIN hyperparameters were tuned using Bayesian optimization (Hyperopt package in python) with 100 samples. Adam optimizer [26] was used in training to optimizing the GIN. The training requires a one-time effort of approximately four hours on a regular desktop computer (which could be accelerate using GPU). Best training accuracy and test accuracy achieved were 96% and 95%, respectively. The trained model is used for inferences in all variants and scenarios reported in this study.

It should be noted that being able to deal with different demand profiles at least within a certain range of the known demand is crucial for generalization capacity and applicability of this method. Without variations in demand, higher accuracies could be achieved with GIN (about 98%). However, that would mean that for every variant of the problem or with each small perturbation in demand, a new model would need to be trained. This is not practically feasible for problems with daily-fluctuating demand, such as the NDP-LS. Therefore, at the price of a slightly lower inference accuracy, we achieve better generalizability by training the model using a dataset that includes different demand profiles. Figure 1 summarizes the GIN training results.

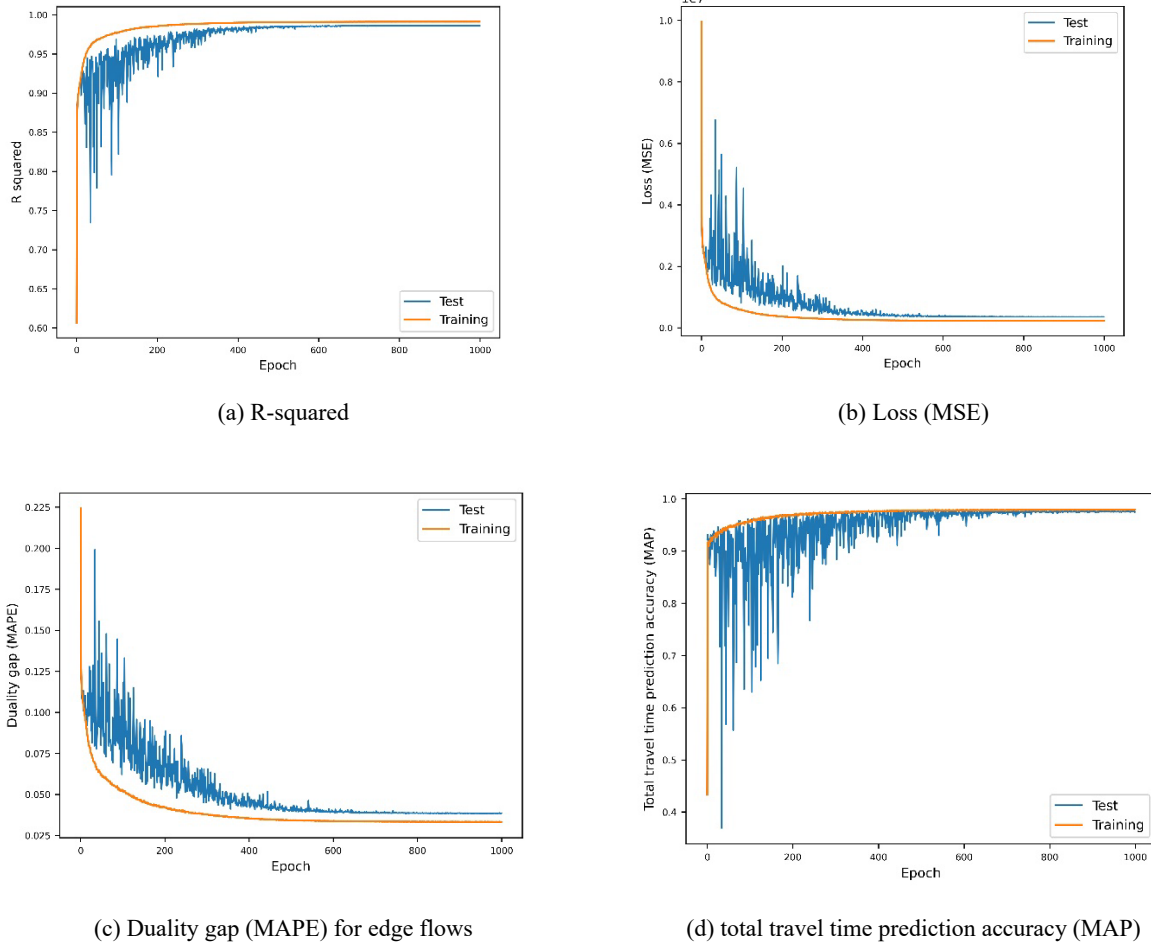


Figure 1 GIN training summary

4.2.2 NDP benchmarks

To benchmark the performance of our method, we use an exact solution procedure, namely, the system-optimal relaxation-based (SORB) method [27] with piece-wise linear approximations of the BPR travel time function. This method is guaranteed to find the global optimum for each instance of the problem (given a small error margin due to piecewise linear approximations). Therefore, for each scenario, we can accurately assess the performance of our method.

For each scenario and variant, we do the following:

1. Run SORB with four-hour time limit
 - 1.1. Record the solution found
2. Run GINGA with one-minute time limit
 - 2.1. Record the best-found result
 - 2.2. Compare the best-found result with the global optimum

Table 1 and Table 2 summarize the results of the GIN-GA method benchmarked against the SORB algorithm for NDP-LA and NDP-LS. As evidenced by the results, GIN-GA achieves better results for NDP-LS since the upper level in this variant is unconstrained. On average, GIN-GA achieves results with less than 3% gap of the optimal results within a minute (which is less than 1% of the average total time required to reach optimal results) for NDP-LS. For NDP-LA, this average is about 8%, which leads to the overall average of about 5% gap for all variants and scenarios.

Table 1 GIN-GA vs SORB benchmark results for NDP-LA

Budget	Added lane capacity	Total travel time gap
25%	50%	0.1033
25%	25%	0.0622
50%	50%	0.1195
50%	25%	0.0480
75%	50%	0.1312
75%	25%	0.0543
Average		0.0864

Table 2 GIN-GA vs SORB benchmark results for NDP-LS

Feasible edges for lane swap	Swapped lane capacity	Total travel time gap
25%	50%	0.0027
25%	25%	0.0169
50%	50%	0.0275
50%	25%	0.0163
75%	50%	0.0629
75%	25%	0.0365
100%	50%	0.0399
100%	25%	0.0342
Average		0.0296

5 Future research directions

Since this is the first exploratory study on this topic, there are many potential future directions. Therefore, we provide a brief research agenda including the key future directions.

5.1 Novel algorithms tailored to GNNs

Existing metaheuristics are designed to find good solutions in a short amount of time by exploring an exceedingly small fraction of the search space. This is because fitness function evaluations for these algorithms are generally time-consuming. However, inferences made by the GIN model we used in this study for GA fitness evaluations (and GNN inferences in general) are extremely efficient (e.g., each inference made in this study takes less than one millisecond). On the other hand, inferences made by GIN (and GNNs in general) are noisy and never 100% accurate. This points to an opportunity as well as a need for novel heuristics that 1) can cope well with noisy fitness function values, and 2) can use the significantly higher computation time provided to them to explore the search space effectively (rather than efficiently). This opens a new avenue for a modern class of metaheuristics that are crafted for use with AI-powered predictors.

5.2 Bi-level learning frameworks

While dealing with bi-level programming problems, so far, deep-learning-based frameworks have been used only in the upper level or the lower level. However, they have the potential to be used for both dealing with the upper-level problem as well as the lower-level problem in a bi-level framework. In the previous research agenda item, we mentioned

the need for novel heuristics that are tailored to AI-powered predictors for their fitness evaluations. Deep learning frameworks can learn to approximate such heuristics with mentioned characteristics.

5.3 Multiclass NDPs

In reality, NDPs should include considerations for multiple user classes (e.g., trucks, manually driven vehicles, automated vehicles) with different behavioral assumptions. These problems are often tackled using heuristics and metaheuristics [28]–[30] since multiple classes with asymmetric travel time interactions make the lower level problem (UE) non-convex, thereby excluding the exact solution options for the bi-level problem. However, there are solutions available for the multiclass UE problem, which means the GIN introduced in this study can be effectively trained to have comparable performance for NDPs with multiple classes while no exact solution is available for such problems.

5.4 Large instances of NDP

The case study considered here included 76 edges, which makes it a modest problem. In practice, NDPs can be defined on road networks with more than 50,000 edges [29], [30]. In such cases, exact solutions are highly unlikely to be produce optimal results in practically feasible time frames. The framework introduced here is likely to perform well given the magnitude of computation time gains it has provided in this study.

References

- [1] A. Migdalas, “Bilevel programming in traffic planning: Models, methods and challenge,” *Journal of Global Optimization*, vol. 7, no. 4, pp. 381–405, 1995, doi: 10.1007/BF01099649.
- [2] H. Dai, E. Khalil, Y. Zhang, B. Dilkina, and L. Song, “Learning Combinatorial Optimization Algorithms over Graphs,” in *Advances in Neural Information Processing Systems*, Curran Associates, Inc., 2017. Accessed: Apr. 11, 2022. [Online]. Available: <https://proceedings.neurips.cc/paper/2017/hash/d9896106ca98d3d05b8cbdf4fd8b13a1-Abstract.html>
- [3] W. Kool, H. van Hoof, and M. Welling, “Attention, Learn to Solve Routing Problems!,” *arXiv:1803.08475 [cs, stat]*, Feb. 2019, Accessed: Apr. 11, 2022. [Online]. Available: <http://arxiv.org/abs/1803.08475>
- [4] I. Bello, H. Pham, Q. V. Le, M. Norouzi, and S. Bengio, “Neural Combinatorial Optimization with Reinforcement Learning,” *arXiv:1611.09940 [cs, stat]*, Jan. 2017, Accessed: Apr. 07, 2022. [Online]. Available: <http://arxiv.org/abs/1611.09940>
- [5] M. Nazari, A. Oroojlooy, L. Snyder, and M. Takac, “Reinforcement Learning for Solving the Vehicle Routing Problem,” in *Advances in Neural Information Processing Systems*, Curran Associates, Inc., 2018. Accessed: Apr. 11, 2022. [Online]. Available: <https://proceedings.neurips.cc/paper/2018/hash/9fb4651c05b2ed70fba5afe0b039a550-Abstract.html>
- [6] N. Mazyavkina, S. Sviridov, S. Ivanov, and E. Burnaev, “Reinforcement learning for combinatorial optimization: A survey,” *Computers & Operations Research*, vol. 134, p. 105400, Oct. 2021, doi: 10.1016/j.cor.2021.105400.
- [7] S. Manchanda, A. Mittal, A. Dhawan, S. Medya, S. Ranu, and A. Singh, “Learning Heuristics over Large Graphs via Deep Reinforcement Learning,” *arXiv*, Dec. 03, 2020. Accessed: Sep. 06, 2022. [Online]. Available: <http://arxiv.org/abs/1903.03332>
- [8] Y. Bengio, A. Lodi, and A. Prouvost, “Machine learning for combinatorial optimization: A methodological tour d’horizon,” *European Journal of Operational Research*, vol. 290, no. 2, pp. 405–421, Apr. 2021, doi: 10.1016/j.ejor.2020.07.063.
- [9] R. Z. Farahani, E. Miandoabchi, W. Y. Szeto, and H. Rashidi, “A review of urban transportation network design problems,” *European Journal of Operational Research*, vol. 229, no. 2, pp. 281–302, Sep. 2013, doi: 10.1016/j.ejor.2013.01.001.
- [10] M. Gasse, D. Chetelat, N. Ferroni, L. Charlin, and A. Lodi, “Exact Combinatorial Optimization with Graph Convolutional Neural Networks,” in *Advances in Neural Information Processing Systems*, Curran Associates, Inc., 2019. Accessed: Apr. 07, 2022. [Online]. Available: <https://proceedings.neurips.cc/paper/2019/hash/d14c2267d848abeb81fd590f371d39bd-Abstract.html>
- [11] B. Madadi and V. Aksakalli, “A stochastic approximation approach to spatio-temporal anchorage planning with multiple objectives,” *Expert Systems with Applications*, vol. 146, 2020, doi: 10.1016/j.eswa.2019.113170.
- [12] H. Yang and M. G. H. Bell, “Models and algorithms for road network design: a review and some new developments,” *Transport Reviews*, vol. 18, no. 3, pp. 257–278, Jul. 1998, doi: 10.1080/01441649808717016.

- [13] J. G. Wardrop, "Some Theoretical Aspects of Road Traffic Research," in *Proceedings of the Institution of Civil Engineers*, 1952.
- [14] J. J. Hopfield and D. W. Tank, "'Neural' computation of decisions in optimization problems," *Biol. Cybern.*, vol. 52, no. 3, pp. 141–152, Jul. 1985, doi: 10.1007/BF00339943.
- [15] K. Xu, W. Hu, J. Leskovec, and S. Jegelka, "How Powerful are Graph Neural Networks?" arXiv, Feb. 22, 2019. Accessed: Jan. 24, 2023. [Online]. Available: <http://arxiv.org/abs/1810.00826>
- [16] T. Huang *et al.*, "A Review of combinatorial optimization with graph neural networks," in *2019 5th International Conference on Big Data and Information Analytics (BigDIA)*, Jul. 2019, pp. 72–77. doi: 10.1109/BigDIA.2019.8802843.
- [17] N. Vesselinova, R. Steinert, D. F. Perez-Ramirez, and M. Boman, "Learning Combinatorial Optimization on Graphs: A Survey With Applications to Networking," *IEEE Access*, vol. 8, pp. 120388–120416, 2020, doi: 10.1109/ACCESS.2020.3004964.
- [18] Q. Cappart, D. Ch  telat, E. Khalil, A. Lodi, C. Morris, and P. Veli  kovi  , "Combinatorial optimization and reasoning with graph neural networks," *arXiv:2102.09544 [cs, math, stat]*, Apr. 2021, Accessed: Apr. 07, 2022. [Online]. Available: <http://arxiv.org/abs/2102.09544>
- [19] Z. Zhang, X. Wang, and W. Zhu, "Automated Machine Learning on Graphs: A Survey," *Proceedings of the Thirtieth International Joint Conference on Artificial Intelligence*, pp. 4704–4712, Aug. 2021, doi: 10.24963/ijcai.2021/637.
- [20] D. Mandal, S. Medya, B. Uzzi, and C. Aggarwal, "MetaLearning with Graph Neural Networks: Methods and Applications," *SIGKDD Explor. Newsl.*, vol. 23, no. 2, pp. 13–22, Jan. 2022, doi: 10.1145/3510374.3510379.
- [21] Z. Zhang, P. Cui, and W. Zhu, "Deep Learning on Graphs: A Survey," *IEEE Transactions on Knowledge and Data Engineering*, vol. 34, no. 1, pp. 249–270, Jan. 2022, doi: 10.1109/TKDE.2020.2981333.
- [22] J. Gilmer, S. S. Schoenholz, P. F. Riley, O. Vinyals, and G. E. Dahl, "Neural Message Passing for Quantum Chemistry," in *Proceedings of the 34th International Conference on Machine Learning*, PMLR, Jul. 2017, pp. 1263–1272. Accessed: Jan. 25, 2023. [Online]. Available: <https://proceedings.mlr.press/v70/gilmer17a.html>
- [23] K. Xu, C. Li, Y. Tian, T. Sonobe, K. Kawarabayashi, and S. Jegelka, "Representation Learning on Graphs with Jumping Knowledge Networks," in *Proceedings of the 35th International Conference on Machine Learning*, PMLR, Jul. 2018, pp. 5453–5462. Accessed: Jan. 25, 2023. [Online]. Available: <https://proceedings.mlr.press/v80/xu18c.html>
- [24] W. Hamilton, Z. Ying, and J. Leskovec, "Inductive Representation Learning on Large Graphs," in *Advances in Neural Information Processing Systems*, Curran Associates, Inc., 2017. Accessed: Jan. 25, 2023. [Online]. Available: <https://proceedings.neurips.cc/paper/2017/hash/5dd9db5e033da9c6fb5ba83c7a7e9a9-Abstract.html>
- [25] B. Stabler, H. Bar-Gera, and E. Sall, "Transportation Networks for Research," 2016. <https://github.com/bstabler/TransportationNetworks> (accessed Mar. 07, 2023).
- [26] D. P. Kingma and J. Ba, "Adam: A Method for Stochastic Optimization." arXiv, Jan. 29, 2017. doi: 10.48550/arXiv.1412.6980.
- [27] S. Wang, Q. Meng, and H. Yang, "Global optimization methods for the discrete network design problem," *Transportation Research Part B: Methodological*, vol. 50, pp. 42–60, Apr. 2013, doi: 10.1016/j.trb.2013.01.006.
- [28] B. Madadi, R. van Nes, M. Snelder, and B. van Arem, "A bi-level model to optimize road networks for a mixture of manual and automated driving: An evolutionary local search algorithm," *Computer-Aided Civil and Infrastructure Engineering*, vol. 35, no. 1, pp. 80–96, 2020.
- [29] B. Madadi, R. van Nes, M. Snelder, and B. van Arem, "Optimizing Road Networks for Automated Vehicles with Dedicated Links, Dedicated Lanes, and Mixed-Traffic Subnetworks," *Journal of Advanced Transportation*, vol. 2021, pp. 1–17, 2021, doi: 10.1155/2021/8853583.
- [30] B. Madadi, R. van Nes, M. Snelder, and B. van Arem, "Multi-stage optimal design of road networks for automated vehicles with elastic multi-class demand," *Computers and Operations Research*, vol. 136, 2021, doi: 10.1016/j.cor.2021.105483.