

Marginalia and machine learning: Handwritten text recognition for Marginalia Collections

Adam Axelsson*, Liang Cheng*, Jonas Frankemölle* and Ekta Vats†

* Department of Information Technology, Uppsala University, Uppsala, Sweden

Email: adam.axelsson.4529@student.uu.se; chengliang653@gmail.com; frankemoelle.jonas@gmail.com

† Centre for Digital Humanities Uppsala, Department of ALM, Uppsala University, Uppsala, Sweden

Email: ekta.vats@abm.uu.se

Abstract—The pressing need for digitization of historical document collections has led to a strong interest in designing computerised image processing methods for automatic handwritten text recognition (HTR). Handwritten text possesses high variability due to different writing styles, languages and scripts. Training an accurate and robust HTR system calls for data-efficient approaches due to the unavailability of sufficient amounts of annotated multi-writer text. A case study on an ongoing project “Marginalia and Machine Learning” is presented here that focuses on automatic detection and recognition of handwritten marginalia texts i.e., text written in margins or handwritten notes. Faster R-CNN network is used for detection of marginalia and AttentionHTR is used for word recognition. The data comes from early book collections (printed) found in the Uppsala University Library, with handwritten marginalia texts. Source code and pretrained models are available at <https://github.com/ektavats/Project-Marginalia>.

Index Terms—Handwritten text recognition; marginalia; transfer learning; attention encoder-decoder networks; Faster R-CNN

I. INTRODUCTION

The Uppsala University Library is in possession of several very old book collections, dating back all the way to the 1400’s. One example of such a collection is the Walleriana book collection. Walleriana is a collection that emphasises on medicine and science [1]. These collections are a very important source of evidence for the European history and are very valuable for researchers. Much of the content from these collections is well documented and is available online. However, many books and documents, in addition to printed text, contain handwritten marginalia. This marginalia is also an important source of information for researchers, but is not as available as the printed text. The presence of marginalia is sometimes mentioned, but its content is not. There would be great value in finding a way to digitize the handwritten marginalia to make it just as available as the printed text of these collections.

In this paper, a deep learning based solution for this problem will be presented. Two different Convolutional Neural Network architectures will be presented and their performance will be compared. The aim is for the networks to be able to predict coordinates of handwritten marginalia based on a input document. The two architectures that will be explored are *R-CNN* and *Fast R-CNN*. To be able to digitize the contents of the marginalia, there needs to be a way to automatically read

it. To achieve this, an algorithm for segmenting handwritten text to individual words will also be presented. Finally, when the marginalia has been identified and segmented, each word can be fed in to an attention-based encoder-decoder network for handwritten text recognition, i.e. *ATtentionHTR* proposed in [2].

To train the networks, a sample dataset of about 500 scanned pages from Uppsala University Library’s book collections will be used. The dataset contains already labeled coordinates for the marginalia, which are used as the targets for the network training. *Intersection over Union*, or *IoU* will be used to compare the performances of the two different networks. The overall pipeline in presented in Figure 1.

II. RELATED WORK

Attempting to automatically read historical handwritten documents is not a new idea, several similar projects have already been done. One example is the report *Boosting Handwriting Text Recognition in Small Databases with Transfer Learning* [3]. In this report the authors discuss the challenge of dealing with different styles of handwriting. Since two documents can be from completely different centuries and countries, there is bound to be a lot of variability in the handwriting. The solution that is presented by the authors is to use transfer learning. First, a network is trained on a large set containing handwritten text of modern English. This base network can then be tweaked, depending on what kind of text will be processed. For example, if the network is to be used for a certain collection, a subset of this collection can be used to further train the network. Doing this can make the network significantly better at predicting on that collection. This is called *Transfer Learning*. The benefit of this technique is that since some collections can be very small, it can be difficult to train a network solely on that collection without running the risk of overfitting. Transfer learning handles this problem by first creating a good general model, that is then tweaked and specialized to a certain dataset.

Another related work is *Joint Line Segmentation and Transcription for End-to-End Handwritten Paragraph Recognition* [4]. This report is about automatically segmenting handwritten text to individual lines by using a neural network called multi-dimensional long short-term memory recurrent neural networks, or *MDLSTM-RNN* for short. Similarly to our work,

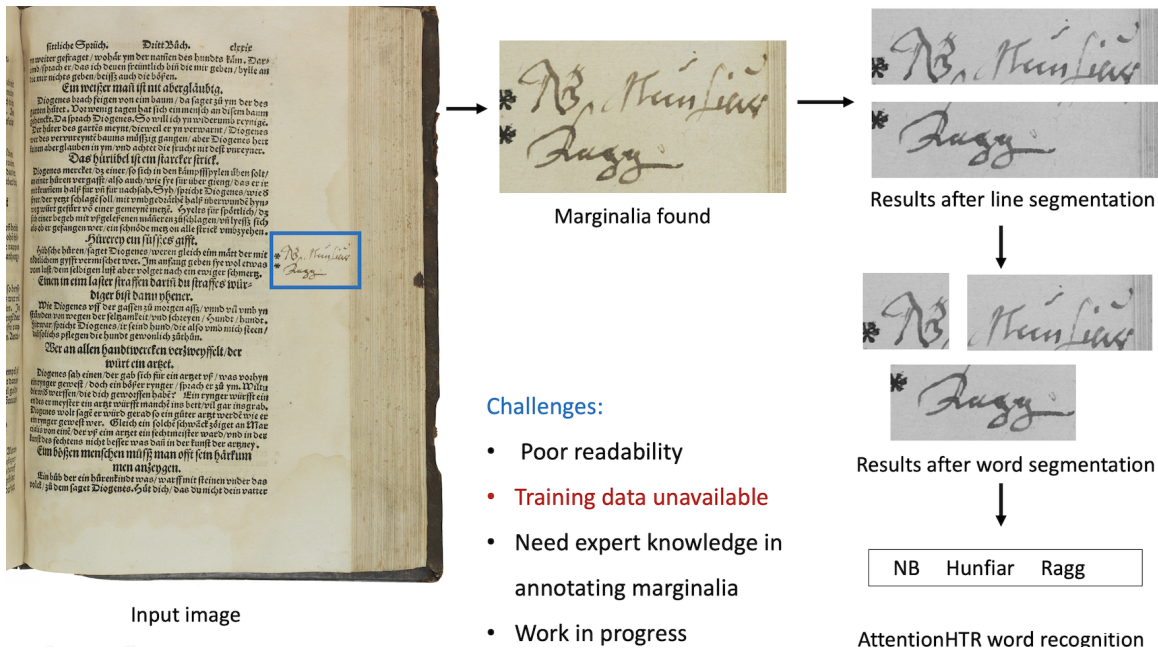


Fig. 1. Overall pipeline of the HTR system.

the text is segmented to lines. These lines are then fed to an HTR model. We will add another step in our segmentation, which is segmenting each line to individual words before feeding it to the HTR model.

III. METHODOLOGY

The methodology can be divided into three parts. Localizing the marginalia (using R-CNN and Faster R-CNN), segmenting the found text, and finally using the AttentionHTR to read the text. In the following section, the methods that have been used to accomplish these functionalities will be presented.

A. Data Preprocessing

Data in form of images was provided by the Centre for Digital Humanities Uppsala (CDHU) and the Uppsala University Library. Each image is a scanned page of a book from the Uppsala University Library and the marginalia coordinates were provided. In total, 513 labeled images were given, from which 462 (90%) were randomly split into the training set, and 51 (10%) into the test set. To obtain more training data, data augmentation was used on the training data. Specifically, each of the training images was horizontally flipped, Gaussian noise was added, the brightness, or the contrast was randomly changed. By using data augmentation, the training set size was increased to 1848 (462 · 4). For every image, the size was rescaled to a size of [350 · 500] to reduce computational costs.

B. R-CNN

R-CNN is Region-Based Convolution Neural Network. Under this model, each image will crop into region of interest (ROI) at first, and then the cropped images will be used as the input of the network. In the case of localizing marginalia, R-CNN is a classification model, and there two classes of input

image, marginalia and non-marginalia. AlexNet is used as the network structure.

In the first step, the goal is to generate training samples for the model, including ROI of marginalia and non-marginalia. To create ROI of marginalia, the pre-marked bounding box of marginalia is used. We first cut the marginalia parts from the image based on the bounding box coordinates, cropped it into different pieces according to the ratio of length and width, and resized them into 227*227. As for generating ROI of non-marginalia, all the images are processed by Maximally Stable Extremal Regions (MSER) algorithm. This algorithm is based on the concept of watershed: binarizing the image between the threshold [0, 255], then the image would go through a process from completely black to completely white. In this process, the area of some connected regions changes subtly with the increase of the threshold, and this kind of region is called MSER.

$$v_i = \frac{|Q_{i+\Delta} - Q_{i-\Delta}|}{|Q_i|}$$

Where Q_i represents the area of the i -th connected region, Δ indicates a small threshold change (water injection), when v_i is less than a given threshold, the region is considered to be MSER. The segmentation of one image is shown on figure 2.

After the bounding boxes are obtained, the tiny boxes are removed at first. Then IoU is calculated for the rest of the bounding boxes, and 4 different boxes with $IoU = 0$ are selected as non-marginalia training samples for every image. Applying the same crop and resize procedure as marginalia part to acquire ROI of non-marginalia as the input for model training.

After the preparation of training samples is finished, the next step is to construct the neural network. This R-CNN model




Fig. 2. Result of MSER with iteration=3, $\Delta=1.1$, $i=0.1$

uses AlexNet as the network structure, which includes 1 input layer, 5 convolutional layers (C1, C2, C3, C4, C5), 2 fully connected layers (FC6, FC7) and 1 output layer. The network structure is shown on figure 3.

The basic structure of this network is similar to the original AlexNet in *ImageNet Classification with Deep Convolutional Neural Networks* [5], only the number of neurons on the fully connected layers and output layer are changed to 500, 20 and 2 according to the number of categories in the actual dataset.

C. Faster R-CNN

The R-CNN has drawbacks, most of all an expensive region proposal computation due to the selective search algorithm.

To overcome this runtime issue, the Faster R-CNN [6] combines a region proposal network (RPN) with a Fast R-CNN. The Fast R-CNN runs a fully convolutional network to map an image into a lower resolution spatial feature map. Then, a region of interest (ROI) pooling operator converts each proposed region into a fixed dimensional representation which is the input to a neural network that predicts the object category and the box regression. Instead of using the selective search algorithm, the Faster R-CNN applies the RPN, which is a fully convolutional network that generates region proposals with different scales and aspect ratios. The RPN can be trained and therefore produces better region proposals than the selective search algorithm in the R-CNN. It runs a sliding window over a feature map and determines for different anchor boxes whether there is an object. Further, it predicts deltas to the anchor box to improve its fit.

The complete architecture of the Faster R-CNN can be seen in figure 4. It is a single, unified network that is computationally less expensive than a R-CNN, as the RPN and Fast R-CNN networks share the convolutional computations.

In our implementation, we use the pre-trained ResNet-50 as a network structure for the Fast R-CNN. As we are

only interested in one object category, the network predicts 2 classes, marginalia or non-marginalia, as well as the 4 box coordinates.

We trained the Faster R-CNN for 13 epochs and a learning rate of 0.001.

D. Segmenting Marginalia

To segment the handwritten marginalia to individual words, each line of the text must first be identified. The first step in finding the lines is to use a *sobel* filter on the input image. This filter is used to emphasize edges on an image. After that, a horizontal projection is applied to the image. This projection tells us the sum of pixels on each pixel row. An example image and the result of this projection can be seen on figures 5 and 6. The peaks that can be seen in the horizontal projection shows us where the lines of text are located. This information can be used to crop the image to individual lines. A threshold must be set to decide how the rows should be divided. For this implementation the threshold is set to the value in the middle between the highest peak and the lowest value. In figures 7, 8 and 9, the resulting rows from the sample image the can be seen. Now that the lines have been correctly identified, the next step is to identify each word.

To start, the image containing the line will be binarized to black and white. Similarly to how the lines are segmented, a projection will be applied to this step also. However, this time a vertical projection will be applied instead. This will allow us to see where there are spaces in the lines. In figure 10 a binarized image of a line and the result from applying vertical projection to it can be seen. In the result from the projection one can see where the spaces between each word are located. However, since a word often has spaces between the letters, it is not suitable to divide on every empty space that is found. To solve this problem, the average length of all

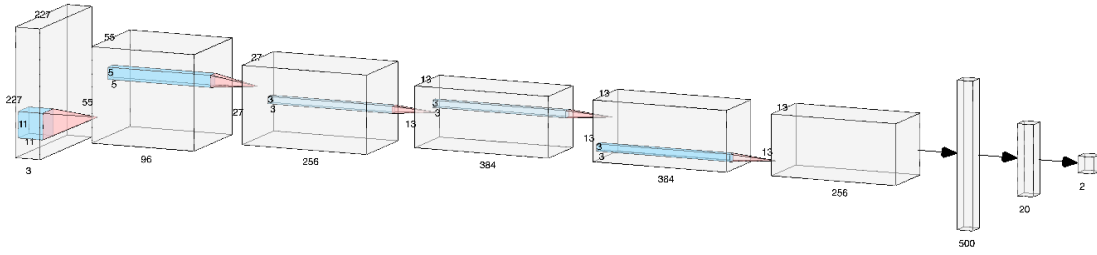


Fig. 3. Network structure of AlexNet

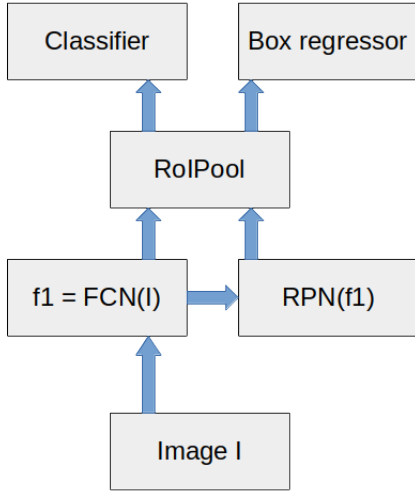


Fig. 4. The network architecture of a Faster R-CNN. The RPN proposes possible object regions.

spaces is calculated and the line is only split on spaces that are larger than this average. An example of applying this to the line from figure 7 can be seen in figure 11.

E. Text Recognition using AttentionHTR

After detecting the marginalia and segmenting the words, the goal is to correctly recognise these words. For this, we use the pre-trained AttentionHTR [2], a end-to-end handwritten text recognition system based on attention encoder-decoder networks. The segmented images of words are given as input into the AttentionHTR network, which will label the words.

IV. RESULTS

A. Marginalia Localization

Table 1 shows the prediction accuracy and the training loss of R-CNN on validation set after each epoch. The accuracy is calculated based on whether the predicted label (marginalia and non-marginalia) matches the pre-marked label.

From the data in table 1, the model has been well trained after the third epoch. Although the accuracy on validation looks good, the result of the test is not satisfactory. The general situation can be summarized into three categories, which are shown on the figure 11. In the figure, the green boxes are




Fig. 5. A sample image of marginalia found by the model

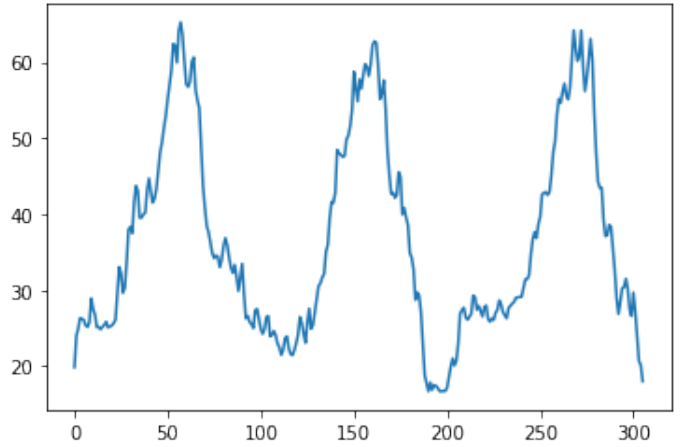


Fig. 6. The result of horizontal projection on the image from Fig.5

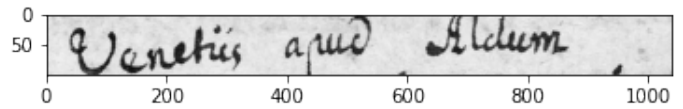


Fig. 7. The first row found by the line segmentation

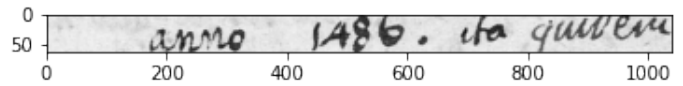


Fig. 8. The second row found by the line segmentation

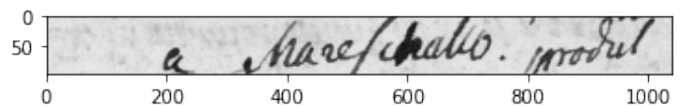


Fig. 9. The third row found by the line segmentation

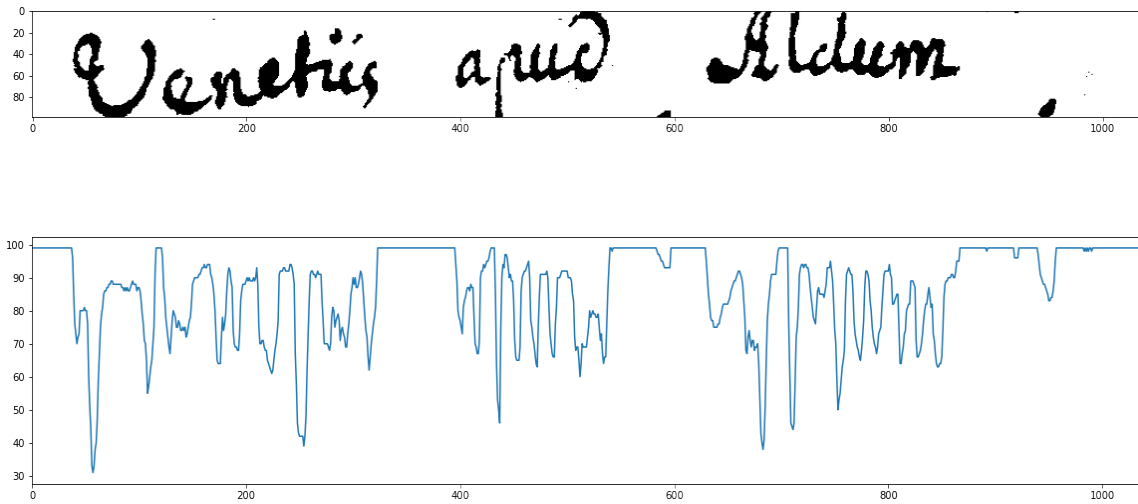


Fig. 10. A binarized line and the result of applying vertical projection to it




Fig. 11. The resulting words after segmenting the line in figure 7

TABLE I
ACCURACY AND LOSS AFTER EVERY EPOCH

Epoch	1	2	3	4	5
Accuracy(%)	85.34	89.35	89.04	89.19	90.74
Loss	0.2120	0.1828	0.1257	0.1380	0.2123

the originally marked marginalia and the red boxes are the predicted marginalia. The first one is that the model is capable to make proper prediction though the predicted boxes don't 100% match the pre-marked boxes. The second one is that the model is only able to mark down part of every marginalia bounding box. This is probably due to the input of this model is the small cropped image instead of the full image, the segmentation in the beginning may not cut down the whole marginalia. And the last one is the extreme case, for example, the majority of the image is marginalia. Under such kind of situation, the parameters in segmentation algorithm needs to be changed greatly, otherwise the image can't be segmented well.

As a second architecture, the Faster R-CNN was trained and

applied on the test dataset. The training loss is plotted in figure 13. Compared to the R-CNN, the Faster R-CNN performs better and shows a more accurate marginalia detection. An example of predicted marginalia is shown in figure 14, where the labeled marginalia are marked in blue and the predicted marginalia in red. As one can see, the Faster R-CNN is able to correctly fit the bounding boxes on the marginalia and to label them correctly in most cases. This is the case for different test images, such as images with large marginalia or images containing figures.

This result is expected, as the Faster R-CNN is the current state-of-the-art network for object detection and an improvement of the R-CNN architecture. The good performance of the Faster R-CNN is also reflected by a high IoU score of 0.82, which indicates that the predicted bounding boxes overlap with the labeled bounding boxes by a large amount.

Due to the better performance of the Faster R-CNN over the R-CNN, we use the Faster R-CNN network for finding marginalia.

B. Segmenting Marginalia

Due to the way that the segmentation algorithm is constructed, the results are highly dependant on that the rows do not cross over each other, such as in the example in figure 5. However, this is not always the case since each author has a unique handwriting. One example of marginalia that has this problem can be seen in figure 15. Since letters from two different lines are located at the same pixel rows the algorithm interprets the entire marginalia to be a single line.

Similarly, it is also important that separate words on the same line do not intersect. This problem does not seem to be as frequently occurring but it is still something that could be mentioned. An example of this can be seen in figure 16. As the figure shows, there is a line that is drawn above the middle word and the number at the right hand side. Due to this line, the algorithm as it is constructed at the moment, is not able to




Fig. 12. Prediction of marginalia on 3 test samples using a R-CNN.

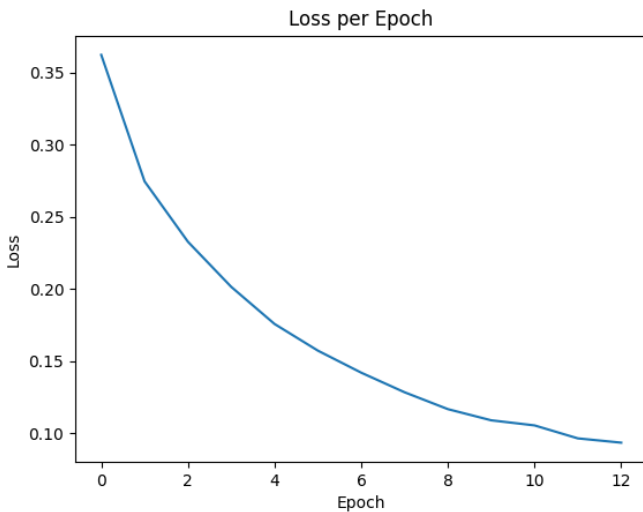


Fig. 13. Loss of the Faster R-CNN during training.

separate the two words. A different method would be required to solve this problem.

C. Text Recognition using AttentionHTR

The segmented words were given as input into the AttentionHTR network. A selection of these results can be seen in figure 17, where the first column contains the input image, the second one the true word, and the third one the predicted word by AttentionHTR. As one can see, AttentionHTR labels the words and even numbers very reasonably. However, some of the words provided as input are not even readable for the human eye. As expected, AttentionHTR is not able to correctly label those input images. Further, it struggles if the input image

is not perfectly segmented. For example, if the input image contains multiple words in different lines, the predicted text is inaccurate. Overall, AttentionHTR performs very well if the input image is clear, well segmented, and also readable for the human eye.

V. DISCUSSION

A. Marginalia Localization

In general, the R-CNN model works well if the input images have been well-cut. But the segmentation is not perfect in most of the time because the layout of each image is different. For instance, some have multiple marginalia outside of the printed text, some have a few marginalia inside the printed part, some have graphics besides handwritten and printed text, etc.. The difference between each image requires the adjustment of segmentation algorithm parameters for each image to make a good segmentation. Therefore, only with a better way to do the segmentation for the input image, can this model perform better.

In contrast to this, Faster R-CNN does not require the pre-segmentation operation, so it has a good chance to address the problem of not marking all potential marginalia before the images are input to the model. Instead, the regional proposal network of the Faster R-CNN does not only speed up computation, but also seems to propose more relevant sections of the image. Combined with the Fast R-CNN, the coordinate predictions for the marginalia are much more accurate than the ones of the R-CNN. The accuracy, together with the more efficient computation, lets the Faster R-CNN outperform the R-CNN. This is also reflected by a high IoU score of the Faster R-CNN.

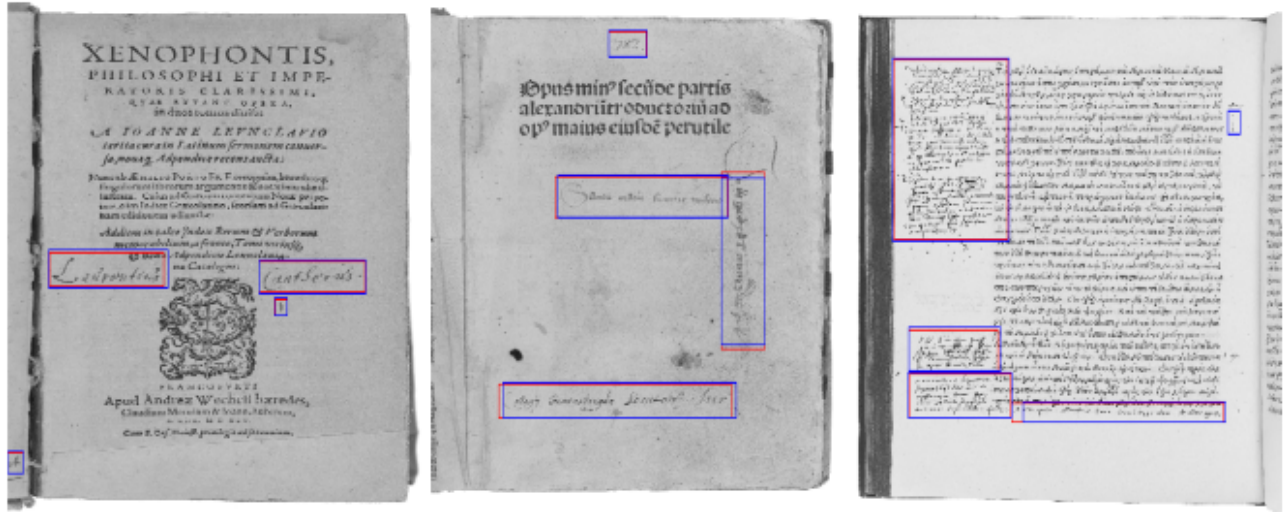


Fig. 14. Prediction of marginalia on 3 test samples using the Faster R-CNN.

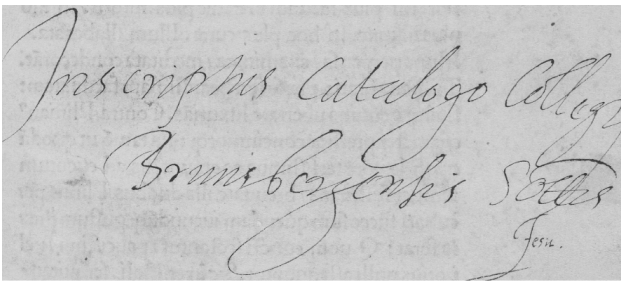


Fig. 15. Example of handwriting with intersecting rows

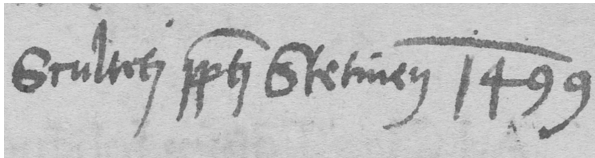


Fig. 16. Example of handwriting with intersecting words

IMAGE	TRUE	PREDICTED
	Confules2.	Confules2
	Pralores4.	Pritorest
	540.	540.
	hac de	back
	vc	is
	?	inimato

Fig. 17. Prediction results by AttentionHTR for segmented words.

B. Segmenting Marginalia

As discussed in the above, the word segmentation algorithm struggles with lines and words that intersect with each other. These problems are very hard to solve with the current implementation. Perhaps a more sophisticated algorithm would be needed. For example using a machine learning approach would be more suitable. It would be interesting to try a R-CNN approach similar to the method for localizing the marginalia. However, this would require a lot of time dedicated to creating training data for the algorithm by manually labeling coordinates of the words. Unfortunately, there was no time for this due to the short time span of this project.

C. Text Recognition

The results show that the text recognition accuracy with AttentionHTR heavily depends on the quality of the segmented input image. If the image is clear and well segmented, i.e., only one word is visible, AttentionHTR provides highly accurate results. However, some output images of the marginalia segmentation algorithm were multiple lines long, or the quality of the given image was just not precise enough. In that latter case, even a human cannot correctly classify the text. Overall, AttentionHTR is highly accurate when the input was clear and well segmented. In future work, words in the dataset can be labeled, which would allow for training of the AttentionHTR network on the given data. However, this would have been too

time consuming for this project.

D. Conclusion and future perspectives

This paper presented a case study on our ongoing project “Marginalia and Machine Learning” for automatic detection and recognition of handwritten marginalia texts. An algorithm to segment the words inside the marginalia was proposed. The segmented words are then fed into the AttentionHTR network, which accurately recognizes well-segmented words. Under the experimental settings, the proposed HTR pipeline produced encouraging results for both marginalia detection and recognition. However, since the training data is limited and expert knowledge is needed for annotating the marginalia texts, the work is under progress to further improve the recognition performance. For example, we are exploring data augmentation, language modeling, and a different regularization method.

Other potential future work includes exploring other network architectures for marginalia predictions. While the Faster R-CNN led to highly accurate results, there are also other object detection methods that are to be explored, such as Mask R-CNN [7] and YOLO [8].

An accurate segmentation of words within the marginalia seems to be key for a correct text recognition with AttentionHTR. As discussed above, using a machine learning approach that is based on a CNN network architecture can be promising to segment the marginalia.

Finally, to increase the performance of the text recognition, one can fine-tune AttentionHTR by training in on additional data. This would be possible when the words on the images were labeled. Even though this is a tedious process, the labeling would lead to a more accurate text recognition. In collaboration with the librarians and professionals, our plan is to prepare training data for recognition of historical marginalia texts, written in both Swedish and English.

Source code and pretrained models are available at <https://github.com/ektavats/Project-Marginalia>.

ACKNOWLEDGMENT

This work has been partially supported by the Matariki Network Initiation Grant: “Marginalia and Machine Learning: a Study of Durham University and Uppsala University Marginalia Collections”. The computations/data handling were enabled by resources provided by the National Academic Infrastructure for Supercomputing in Sweden (NAISS) at Chalmers Centre for Computational Science and Engineering (C3SE) partially funded by the Swedish Research Council through grant agreement no. 2018-05973, project Dnr: SNIC 2022/22-1084. The authors would like to thank Ekta Vats for her supervision, and the Centre for Digital Humanities Uppsala (CDHU) and Uppsala University Library (Alvin) for offering the dataset.

REFERENCES

- [1] Uppsala University Library, Waller Collections, November 2022, <https://www.ub.uu.se/finding-your-way-in-the-collections/selections-of-special-items-and-collections/waller-collections/>.
- [2] AttentionHTR: Handwritten Text Recognition Based on Attention Encoder-Decoder Networks, Kass, Dmitrijs and Vats, Ekta, International Workshop on Document Analysis Systems, 507–522, 2022, Springer
- [3] José Carlos Aradillas, Juan José Murillo-Fuentes, Pablo M. Olmos, “Improving offline HTR in small datasets by purging unreliable labels”, 2020 17th International Conference on Frontiers in Handwriting Recognition (ICFHR), pp.25-30, 2020.
- [4] Bluche, Théodore. “Joint line segmentation and transcription for end-to-end handwritten paragraph recognition.” *Advances in neural information processing systems* 29 (2016).
- [5] Alex Krizhevsky, Ilya Sutskever, Geoffrey E. Hinton. “ImageNet Classification with Deep Convolutional Neural Networks” *Communications of the ACM* (2017).
- [6] Shaoqing Ren, Kaiming He, Ross B. Girshick, Jian Sun. “Faster R-CNN: Towards Real-Time Object Detection with Region Proposal Networks”, *CoRR* (2015).
- [7] Kaiming He, Georgia Gkioxari, Piotr Dollár, Ross B. Girshick. “Mask R-CNN”, *CoRR* (2017).
- [8] Joseph Redmon, Santosh Kumar Divvala, Ross B. Girshick, Ali Farhadi. “You Only Look Once: Unified, Real-Time Object Detection”, *CoRR* (2015).