

Detecting Images Generated by Diffusers

Davide Alessandro Coccomini, Andrea Esuli, Fabrizio Falchi, Claudio Gennaro, Giuseppe Amato

ISTI-CNR, Pisa, Italy

davidealessandro.coccomini@isti.cnr.it, andrea.esuli@isti.cnr.it,
fabrizio.falchi@isti.cnr.it, claudio.gennaro@isti.cnr.it, giuseppe.amato@isti.cnr.it

Abstract

This paper explores the task of detecting images generated by text-to-image diffusion models. To evaluate this, we consider images generated from captions in the MSCOCO and Wikimedia datasets using two state-of-the-art models: Stable Diffusion and GLIDE. Our experiments show that it is possible to detect the generated images using simple Multi-Layer Perceptrons (MLPs), starting from features extracted by CLIP, or traditional Convolutional Neural Networks (CNNs). We also observe that models trained on images generated by Stable Diffusion can detect images generated by GLIDE relatively well, however, the reverse is not true. Lastly, we find that incorporating the associated textual information with the images rarely leads to significant improvement in detection results but that the type of subject depicted in the image can have a significant impact on performance. This work provides insights into the feasibility of detecting generated images, and has implications for security and privacy concerns in real-world applications. The code to reproduce our results is available at: [hidden for double blind review]

1. Introduction

The ability to generate synthetic images has advanced significantly in recent years, with the development of various techniques such as Generative Adversarial Networks (GANs) and Diffusion Models. These techniques have made it possible to generate high-quality images that are indistinguishable from real ones. However, with this advancement comes the concern about the potential misuse of synthetic images for malicious purposes, such as deep-fakes and spreading misinformation. In order to mitigate these concerns, it is crucial to develop robust techniques for detecting synthetic images. The ability to distinguish synthetic images from real ones is essential for maintaining

the integrity of information and for protecting individuals from the malicious use of synthetic media. The explosion of recent text-to-image methods and their easy access to the general public is leading society towards a point where a good deal of online content is synthetic and where the line between reality and fiction will no longer be so clear. In this paper, we present a first attempt to distinguish between generated and real images on the basis of the image itself and the text associated with it and used to describe and generate it. We also analyze the peculiarities of image and text that can lead to a more or less credible image that is difficult to identify.

2. Related Works

2.1. Synthetic images generation

Synthetic image generation has been a rapidly growing area of research in computer vision and machine learning, with numerous recent advances in deep learning-based generative models such as Generative Adversarial Networks (GANs). The goal of these models is to generate synthetic images that are indistinguishable from real images, with applications in areas such as data augmentation, style transfer, and semantic manipulation.

One of the earliest GAN-based methods for synthetic image generation was introduced by Goodfellow et al. [8]. Their model consisted of a generator network that synthesized images, and a discriminator network that learned to distinguish between real and synthetic images. This approach has since been extended and improved in various ways, including the use of deep convolutional networks [22], the introduction of new loss functions [17], and the incorporation of auxiliary information such as class labels [19]. Another popular approach for synthetic image generation is Variational Autoencoders (VAEs) [12]. VAEs consist of an encoder network that maps input images to a lower-dimensional representation, and a decoder network that maps the representation back to an image. The encoder

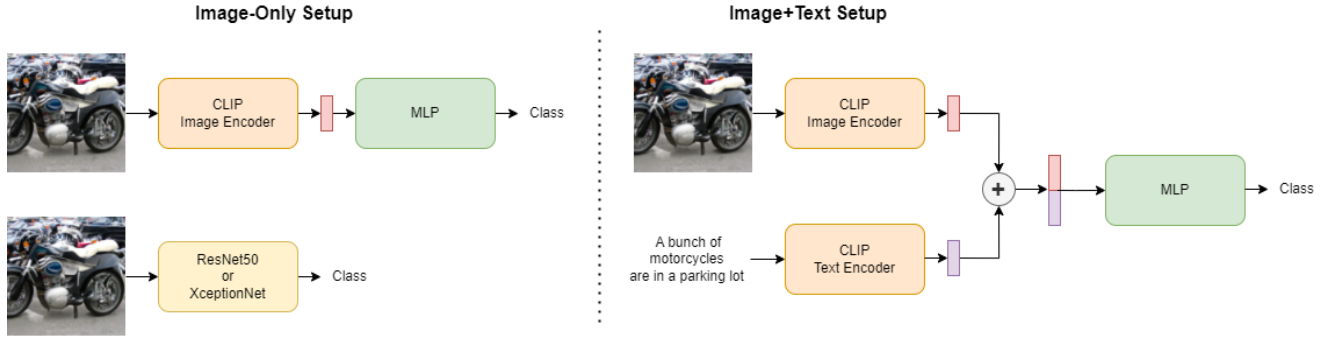


Figure 1. The two different network setups are shown in the figure. On the left is the Image-Only Setup in which only the image under consideration is used as input to the network while ignoring its associated caption. This setup is used for some MLPs and for the two convolutional networks under consideration. On the right, on the other hand, the Image+Text Setup is presented in which the features obtained from the image are concatenated with those obtained from the caption, both extracted via CLIP and given as input to the network. The latter setup is used exclusively in the training of some MLPs.

and decoder networks are trained jointly to maximize the likelihood of generating realistic images. VAEs have been applied to various applications, including synthesizing images of faces [13] and generating images of 3D objects [27].

More recent works have focused on combining the strengths of GANs and VAEs to generate high-quality synthetic images. For example, Zhao et al. [31] proposed a method that uses an energy-based model to combine a GAN generator and a VAE encoder. Similarly, Pu et al. [20] proposed a method that uses a GAN discriminator and a VAE encoder to generate synthetic images. Overall, the related works in synthetic image generation cover a wide range of approaches, from simple GAN models to complex combinations of GANs and VAEs. The quality and diversity of the generated images depend on the specific model architecture, the training data, and the loss function used. Synthetic image generation from textual input is recently became a highly active area of research. A popular approach for text-to-image generation is diffusion models, which involve transforming a random noise image into a target image. GLIDE [10] was one of the earliest works, using a transformer-based architecture to encode textual descriptions into feature vectors to drive the diffusion process. Another notable work is the Stable Diffusion method [26], which extends diffusion to handle complex multimodal target image distributions. Other works include SD-Rendering [3] and AGIS [30], which incorporate attention mechanisms. All related works demonstrate the effectiveness of diffusion models in synthesizing high-quality images.

2.2. Synthetic Image Detection

Synthetic image detection has been an active area of research in computer vision and machine learning. In recent years, various methods have been proposed to detect syn-

thetic images generated by deep learning-based generative models such as Generative Adversarial Networks (GANs). For many time the main concerns were focused around deepfakes with a lot of works proposed trying to detect them [1, 2, 4–7, 9, 14, 29, 32]. Otherwise, with the recent advancement of generation techniques, attention has been posed also on generic generated content without a fundamental focus on images depicting humans.

One early approach to synthetic image detection is based on hand-crafted features, such as color histograms and texture descriptors. For example, Rossler et al. [23] proposed a method that combines multiple hand-crafted features to detect GAN-generated images. Another approach is based on using deep neural networks to learn representations that are discriminative for synthetic images. Xu et al. [28] proposed a method that uses a deep residual network to extract features from images and then trains a support vector machine (SVM) to classify them as synthetic or real.

More recently, methods based on generative models have been proposed for synthetic image detection. For example, Nataraj et al. [18] proposed a method that trains a GAN to generate synthetic images and then uses a second GAN to detect them. Another approach is based on training a discriminator network to differentiate between real and synthetic images, as in the original GAN framework. Wang et al. [25] proposed a method that uses a deep discriminator network to detect GAN-generated images and demonstrated its effectiveness on a large-scale benchmark dataset.

Other recent works have focused on developing domain-specific methods for synthetic image detection. For example, Li et al. [15] proposed a method for detecting synthetic face images generated by GANs, and demonstrated its effectiveness on a benchmark dataset of face images. Similarly, Jiang et al. [11] proposed a method for detecting synthetic images in the medical domain and evaluated it on a

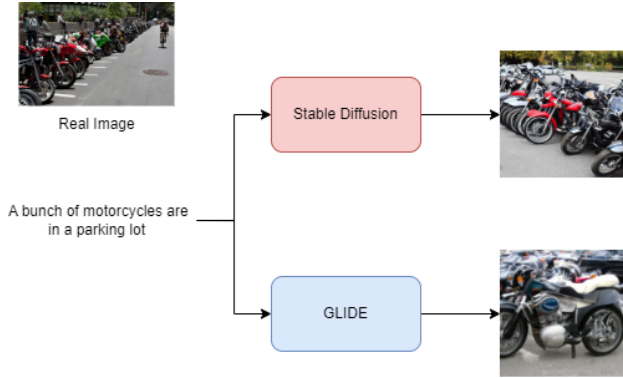


Figure 2. An example of a caption associated with an image from the MSCOCO dataset given as input to Stable Diffusion and GLIDE to generate two additional images is shown in the figure.

dataset of medical images.

Overall, the related works in synthetic image detection cover a wide range of approaches, from hand-crafted features to deep generative models. The effectiveness of these methods depends on the specific application and the quality of the synthetic images being generated.

3. Experiments

In this section, we explain all the experiments conducted and the details to reproduce them.

3.1. Classifiers

To carry out our experiments, we selected some simple Deep Learning architectures to use as binary classifiers (real or generated image). In particular, a first model used is a simple MLP that takes as input the features extracted from the image by CLIP [21] encoders. CLIP (Contrastive Language-Image Pre-Training) is a neural network model that learns to associate natural language descriptions with images. CLIP can use both ResNet50 and Vision Transformer (ViT) features to represent the images it processes and has been chosen as a model to extract the features for our classifier because it is able to produce very expressive features both for text and images. The second category of trained models are standard Convolutional Neural Networks widely used in Computer Vision i.e. Resnet50 and XceptionNet both pretrained for image classification on ImageNet datasets. All models considered have a similar number of parameters to allow for a rigorous comparison.

3.2. Dataset

To validate the ability of a classifier to effectively identify images generated from text, we considered two starting datasets, namely MSCOCO [16] composed by over 330000 English captioned images and Wikimedia Image-Caption

Matching dataset¹ based on Wikipedia Image Text Dataset (WIT) [24] and contains 37.6 million entity-rich image-text examples with 11.5 million unique images across 108 Wikipedia languages. Both of these datasets consist of images from many different contexts and each of them is associated with a caption describing it as shown in Figure 2. For each of the two datasets, 6000 images were extracted from the training set and a further 6000 images were generated using two text-to-image methods, namely Stable Diffusion and GLIDE. The same was done with 1500 images from the validation set and another 6000 from the test. Therefore, all models were trained on a training set consisting of 12000 images, half of which were generated by Stable Diffusion and the same have been done with another training set with images generated by GLIDE. To perform a more detailed analysis of the behaviour of the classifiers considered, the images from the Wikimedia dataset and the corresponding generated images were categorised on the basis of the Wikipedia ontologies available online.

3.3. Training Setup

The classifiers considered were simple Multi Layer Perceptrons (MLPs) or widely used convolutional networks, in particular ResNet50 and XceptionNet. The former are trained from scratch while the convolutional networks are pre-trained on ImageNet. All models are trained with a learning rate of 0.1 decreasing to 0.001, for up to 270 epochs on an NVIDIA A100. MLPs are trained in two possible setups, image-only and image+text. For MLPs, CLIP-extracted features are exploited, in the first case from the image-only, and in the second case from both the image and the associated caption. In the image+text case, the features are concatenated before being given as input to the model as shown in Figure 1, which is then able to see both the textual and visual components in a single vector. Instead, the CNNs considered are trained exclusively in image-only mode and the features used for classification are those resulting from the convolutional layers of the considered architecture.

4. Results

In this section we show the results obtained in two main contexts, intra-method and cross-method.

4.1. Classification

In Table 1 are shown the performances, in terms of accuracy and AUC, of the classifiers considered when trained and tested with real images and images generated by Stable Diffusion, according to the setup illustrated above. As can be seen from the results, the pretrained models exhibit remarkable capabilities in identifying generated images by acting as perfect detectors. On the other hand,

¹<https://www.kaggle.com/c/wikipedia-image-caption/overview>

Model	Dataset	Mode	Features	Accuracy \uparrow	AUC \uparrow	Params	Pretrain
MLP-Base	MSCOCO	Image Only	CLIP-VIT	79.5	88.8	23M	N/A
MLP-Base	MSCOCO	Text+Image	CLIP-VIT	78.5	88.8	23M	N/A
MLP-Base	MSCOCO	Image Only	CLIP-R50	67.5	75.0	23M	N/A
MLP-Base	MSCOCO	Text+Image	CLIP-R50	66.5	74.2	23M	N/A
XceptionNet	MSCOCO	Image Only	XceptionNet	94.6	98.9	20M	ImageNet
Resnet50	MSCOCO	Image Only	Resnet50	97.1	99.6	23M	ImageNet
MLP-Base	Wikipedia	Image Only	CLIP-VIT	72.8	81.4	23M	N/A
MLP-Base	Wikipedia	Text+Image	CLIP-VIT	73.1	80.8	23M	N/A
MLP-Base	Wikipedia	Image Only	CLIP-R50	65.9	74.2	23M	N/A
MLP-Base	Wikipedia	Text+Image	CLIP-R50	64.5	73.5	23M	N/A
XceptionNet	Wikipedia	Image Only	XceptionNet	90.7	97.1	20M	ImageNet
Resnet50	Wikipedia	Image Only	Resnet50	94.5	98.1	23M	ImageNet

Table 1. Results on the test set of the various classifiers trained and tested on real images and images generated with Stable Diffusion. For each row, the dataset considered, training mode used, features extracted via CLIP or convolutional layers, accuracy and AUC, number of model parameters, and whether pretraining was used are indicated.

Model	Dataset	Mode	Features	Accuracy \uparrow	AUC \uparrow	Params	Pretrain
MLP-Base	MSCOCO	Image Only	CLIP-VIT	95.8	99.2	23M	N/A
MLP-Base	MSCOCO	Text+Image	CLIP-VIT	95.8	99.2	23M	N/A
MLP-Base	MSCOCO	Image Only	CLIP-R50	79.0	87.4	23M	N/A
MLP-Base	MSCOCO	Text+Image	CLIP-R50	78.0	86.4	23M	N/A
XceptionNet	MSCOCO	Image Only	XceptionNet	98.9	99.9	20M	ImageNet
Resnet50	MSCOCO	Image Only	Resnet50	99.3	99.9	23M	ImageNet
MLP-Base	Wikipedia	Image Only	CLIP-VIT	93.7	98.4	23M	N/A
MLP-Base	Wikipedia	Text+Image	CLIP-VIT	94.3	98.4	23M	N/A
MLP-Base	Wikipedia	Image Only	CLIP-R50	77.1	85.2	23M	N/A
MLP-Base	Wikipedia	Text+Image	CLIP-R50	75.5	84.5	23M	N/A
XceptionNet	Wikipedia	Image Only	XceptionNet	99.2	99.9	20M	ImageNet
Resnet50	Wikipedia	Image Only	Resnet50	99.5	99.9	23M	ImageNet

Table 2. Results on the test set of the various classifiers trained and tested on real images and images generated with GLIDE. For each row, the dataset considered, training mode used, features extracted via CLIP or convolutional layers, accuracy and AUC, number of model parameters, and whether pretraining was used are indicated.

MLPs achieve satisfactory results especially when CLIP features extracted via a Vision Transformer are used, without the use of pretrain on large datasets. Another element that greatly influences the result, especially for MLPs is certainly the dataset, in fact, images from Wikimedia seem to be more difficult to distinguish. This probably results from the high variety of images and contexts in this dataset, however, even in this case the models manage to achieve good levels of accuracy.

As shown instead in Table 2, the images generated via GLIDE seem to be much easier to detect on both datasets considered and also without the use of pretraining. In fact, the MLP achieves an accuracy of 95.8%, not far from the 99.5% of pretrained convolutional networks. As can be seen in Figure 3 from the same caption, the images generated by

GLIDE appear to be more artefactual and bogus than those generated with Stable Diffusion, which obtains more credible results. Just as the latter are more difficult to identify with the naked eye, the models experience similar difficulties.

4.2. Cross-Method Classification

The trained models have shown great ability to identify images generated by text-to-image systems, however, in this section, we want to find out whether they are able to generalize the concept of a generated image to such an extent that they can identify images created with different generators. Indeed, many text-to-image systems are available, and a real-world deployed model should be able to identify generated images regardless of the method used. The danger

Model	Training Method	Testing Method	Mode	Features	Accuracy \uparrow	AUC \uparrow
MLP-Base	Stable Diffusion	GLIDE	Image-Only	CLIP-R50	50.8	50.3
MLP-Base	Stable Diffusion	GLIDE	Image+Text	CLIP-R50	49.9	50.9
MLP-Base	Stable Diffusion	GLIDE	Image-Only	CLIP-VIT	64.9	75.7
MLP-Base	Stable Diffusion	GLIDE	Image+Text	CLIP-VIT	69.7	76.2
XceptionNet	Stable Diffusion	GLIDE	Image-Only	XceptionNet	58.9	76.1
Resnet50	Stable Diffusion	GLIDE	Image-Only	Resnet50	61.4	86.1
MLP-Base	GLIDE	Stable Diffusion	Image-Only	CLIP-R50	51.5	51.7
MLP-Base	GLIDE	Stable Diffusion	Image+Text	CLIP-R50	50.6	51.1
MLP-Base	GLIDE	Stable Diffusion	Image-Only	CLIP-VIT	48.8	45.9
MLP-Base	GLIDE	Stable Diffusion	Image+Text	CLIP-VIT	52.3	61.5
XceptionNet	GLIDE	Stable Diffusion	Image-Only	XceptionNet	50.2	73.5
Resnet50	GLIDE	Stable Diffusion	Image-Only	Resnet50	50.2	64.6

Table 3. Results obtained by the considered classifiers trained on real images and generated with Stable Diffusion and then tested on real images and generated with GLIDE, and vice versa on the MSCOCO dataset.

Model	Training Method	Testing Method	Mode	Features	Accuracy \uparrow	AUC \uparrow
MLP-Base	Stable Diffusion	GLIDE	Image-Only	CLIP-R50	36.4	44.8
MLP-Base	Stable Diffusion	GLIDE	Image+Text	CLIP-R50	36.7	45.7
MLP-Base	Stable Diffusion	GLIDE	Image-Only	CLIP-VIT	46.2	40.5
MLP-Base	Stable Diffusion	GLIDE	Image+Text	CLIP-VIT	43.4	34.4
XceptionNet	Stable Diffusion	GLIDE	Image-Only	XceptionNet	48.9	48.8
Resnet50	Stable Diffusion	GLIDE	Image-Only	Resnet50	50.9	55.0
MLP-Base	GLIDE	Stable Diffusion	Image-Only	CLIP-R50	45.6	39.9
MLP-Base	GLIDE	Stable Diffusion	Image+Text	CLIP-R50	39.4	45.8
MLP-Base	GLIDE	Stable Diffusion	Image-Only	CLIP-VIT	48.8	45.9
MLP-Base	GLIDE	Stable Diffusion	Image+Text	CLIP-VIT	48.0	45.8
XceptionNet	GLIDE	Stable Diffusion	Image-Only	XceptionNet	49.3	49.6
Resnet50	GLIDE	Stable Diffusion	Image-Only	Resnet50	49.2	53.7

Table 4. Results obtained by the considered classifiers trained on real images and generated with Stable Diffusion and then tested on real images and generated with GLIDE, and vice versa on the Wikimedia dataset.

is in fact that these classifiers learn to distinguish some sort of trace, noise or imprint left by the generator instead of focusing on more general, high-level anomalies or inconsistencies, thus rendering them useless in the real world. To valid this, we tried training models on real images and images generated with Stable Diffusion and tested them on images generated with GLIDE, and vice versa.

The results reported in Table 3 show a fair ability on the part of MLPs as well as convolutional networks to identify images generated by GLIDE despite being trained with images generated by Stable Diffusion, on the MSCOCO dataset. As the images generated by the latter are probably more challenging than those obtained with GLIDE, the models are able to exploit the knowledge gained in the training context. Two models stand out in terms of accuracy and AUC, namely the MLP trained in the image+text setup and the Resnet50. The former has a substantial positive

difference from the same model trained in the image-only setup. This leads us to believe that the introduction of the text component may have played a role in helping the model to better detect the generated images. The opposite experiment, however, led to unsatisfactory results; in fact, the same models trained with GLIDE-generated images achieve very poor accuracy values. The high AUC value, however, suggests that the models trained in this way have not learned the concept of generated images well and end up giving a large number of false positives with a consequent lowering of accuracy.

The same experiments were conducted on Wikimedia datasets as illustrated in Table 4. In this context, the difficulties that the models had already encountered in the previous experiments become even more evident and stems probably in the greater challenge of the dataset. As it is much more varied than MSCOCO, it makes generalization more

Model	Mode	Features	Stable Diffusion				GLIDE			
			Animated		Inanimate		Animated		Inanimate	
			<i>FN</i> ↓	<i>FP</i> ↓	<i>FN</i> ↓	<i>FP</i> ↓	<i>FN</i> ↓	<i>FP</i> ↓	<i>FN</i> ↓	<i>FP</i> ↓
MLP-Base	Image-Only	CLIP-R50	26.4	8.3	31.0	16.4	15.9	8.3	20.6	16.1
MLP-Base	Text+Image	CLIP-R50	28.6	7.6	35.0	15.7	17.6	7.5	23.3	15.7
MLP-Base	Image-Only	CLIP-VIT	21.7	14.3	25.0	16.6	5.6	3.0	7.0	5.0
MLP-Base	Text+Image	CLIP-VIT	17.6	19.4	21.0	18.7	2.6	6.6	3.8	7.6
XceptionNet	Image-Only	XceptionNet	6.0	7.9	7.4	7.0	1.1	0.1	2.8	1.0
Resnet50	Image-Only	Resnet50	6.0	3.0	5.8	4.0	0.2	0.2	1.1	1.0

Table 5. Percentage false negatives and false positive in the two categories considered, animate and inanimate objects, on Wikimedia test dataset with images generated with Stable Diffusion or GLIDE.

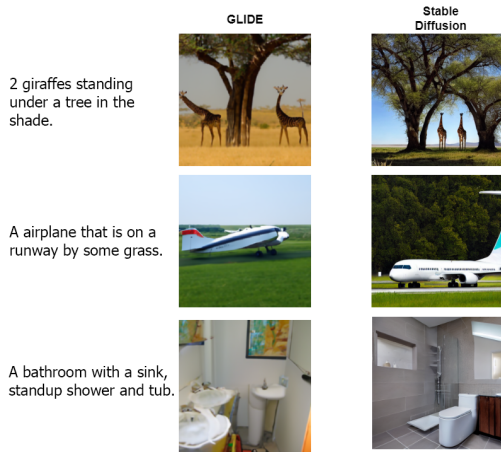


Figure 3. A comparison between the images generated by GLIDE and those via Stable Diffusion from the same caption.

difficult, as the models have to learn to distinguish between images generated from very varied contexts. In fact, practically no model manages to exceed the accuracy of 50%, demonstrating a total inability to generalize.

4.3. Error Analysis

The structure of the Wikimedia dataset allows us to perform an error analysis by category. As mentioned above, we have predictively categorized the images in this dataset into various categories (e.g. Artist, City, Road, River, Animal etc) based on the ontologies provided by Wikipedia and the tags associated with each image. They were then further grouped into two macro-categories namely inanimate and animate objects. Based on these categories, we analyzed the errors committed by the classifiers on the test set.

In Figure 5 we give an example of the percentage false negative, namely undetected generated images, and percentage false positive, namely wrongly classified real images, made on the Wikimedia test set of trained models. Looking at the false negative results, the models tend to have more difficulty to identify generated images when the image de-

Feature	Description
LENGTH	The length of the caption
ADJ	Number of adjectives (e.g. big, old, green)
ADP	Number of prepositions (e.g. in, to, during)
ADV	Number of adverbs (e.g. very, tomorrow, down)
AUX	Number of auxiliaries (e.g. is, will do, should do)
CCONJ	Number of coordinating conjunctions (e.g. and, or, but)
DET	Number of determiner (e.g. a, an, the)
INTJ	Number of interjections (e.g. psst, ouch, hello)
NOUN	Number of nouns (e.g. girl, cat, air)
NUM	Number of numbers (e.g. 1995, 7, seventy, XXII)
PART	Number of particles (e.g. 's, not)
PRON	Number of pronouns (e.g. I, she, you)
PROPN	Number of proper nouns (e.g. James, USA, NATO)
PUNCT	Number of punctuations (e.g. ., ?, !)
SCONJ	Number of subordinating conjunction (e.g. if, while, that)
SYM	Number of symbols (e.g. @, \$, -)
VERB	Number of verbs (e.g. runs, fly, eat)
X	Number of other type of constructs
SPACE	Number of spaces
STOPS	Number of stop words (e.g. and, by, of)
NON_ALPHA	Number of non alphabetic words (e.g. 1, 1997, 33)
NAMED_ENTITIES	Number of named entities (London, Gary, UE)

Table 6. Features used for the linguistic analysis conducted with their acronyms.

picts an inanimate object (e.g. buildings, roads, objects, infrastructure, rivers etc) than when it is an image with animate subjects (people, animals etc). In other words, then images generated by both models depicting inanimate subjects are more believable and therefore more difficult to distinguish from real images. Generating, for example, a credible person or animal in the eyes of the classifier thus seems to be a more difficult task for the text-to-image systems under consideration. On the other hand, an inanimate context can have so much variety and anomalies or inconsistencies introduced by generators could easily be mistaken for normality or peculiarities of the scene.

4.4. Linguistic Analysis

To better understand the nature of the errors made by the classifiers, we investigated linguistically the captioning associated with them in an attempt to understand whether the patterns are influenced by particular elements in the sentences. The correlation between the correct or incorrect

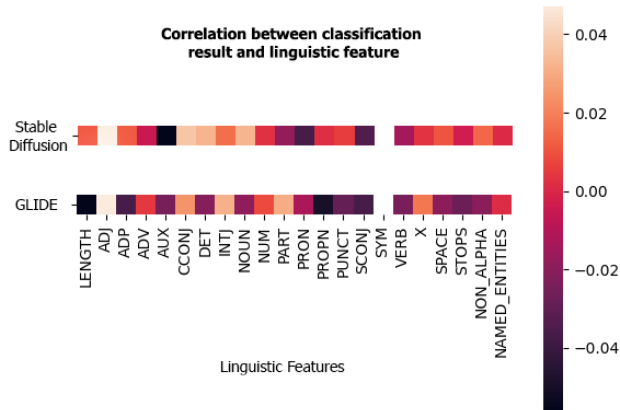


Figure 4. Pearson correlation values between the linguistic features under consideration and the classification provided by an MLP trained in the image+text setup are shown in the figure. The first row refers to the dataset composed of real images and images generated by Stable Diffusion while the second row refers to the dataset with images generated by GLIDE.

classification of an image and the linguistic features listed and described in Table 6 was analyzed.

Figure 4 shows examples of Pearson correlation between the classification of an MLP trained on real images and images generated by one of the two methods analyzed (Stable Diffusion and GLIDE) and the linguistic features considered. To do so, these were extracted from each caption associated with the test images and the correlation between their variation and the classification provided by the model was derived. As can be seen from the figure, there is no strong correlation between these features and the classification. It thus appears to be more influenced by the category of the image rather than the composition of the sentence.

5. Conclusions

In this study, we conducted some analysis on the detection of content generated by text-to-image systems, particularly Stable Diffusion and GLIDE. We tested several classifiers between MLPs and Convolutional Neural Networks highlighting how classical deep learning models are easily able to distinguish images generated with these systems when they have seen examples of them in the training set. By screening their generalization ability, however, they are rarely able to identify images generated by methods other than those used to construct the training set thus highlighting an important issue for these systems to be adopted in the real world. An analysis of the correlation between the credibility of the generated images and the category to which they belong as well as the composition of the caption associated with them was also conducted. From our experiments, the images generated by both generators considered are more credible when they depict inanimate objects and

thus result in greater error on the part of the classifiers. Conversely, images depicting people, animals or animate subjects in general are easier to identify. In addition, there does not appear to be a strong correlation between the linguistic composition of the sentence and the classification ability of the models. Although CLIP is the most natural model to use in a multimodal context such as ours, in order to better investigate the impact of language properties on classification, one possibility would be to use a language model such as RoBERTa to extract features from the captions in the image+text setup. Models such as this might be able to better capture linguistic features, thus translating into a greater impact in the mixed setup classification. We will conduct this and other tests in future works.

References

- [1] Spyridon Baxevanakis, Giorgos Kordopatis-Zilos, Panagiotis Galopoulos, Lazaros Apostolidis, Killian Levacher, I. Baris Schlicht, Denis Teysou, Ioannis Kompatsiaris, and Symeon Papadopoulos. The mever deepfake detection service: Lessons learnt from developing and deploying in the wild. In *Proceedings of the 1st International Workshop on Multimedia AI against Disinformation*, 2022. 2
- [2] Roberto Caldelli, Leonardo Galteri, Irene Amerini, and Alberto Del Bimbo. Optical flow based cnn for detection of unlearned deepfake manipulations. *Pattern Recognition Letters*, 146:31–37, 2021. 2
- [3] H Chen et al. Text-to-image synthesis with stochastic differentiable rendering. *arXiv preprint arXiv:2010.12345*, 2020. 2
- [4] Davide Coccomini, Nicola Messina, Claudio Gennaro, and Fabrizio Falchi. Combining efficientnet and vision transformers for video deepfake detection, 2022. 2
- [5] Davide Alessandro Coccomini, Roberto Caldelli, Fabrizio Falchi, Claudio Gennaro, and Giuseppe Amato. Cross-forgery analysis of vision transformers and cnns for deepfake image detection. In *Proceedings of the 1st International Workshop on Multimedia AI against Disinformation*, MAD '22, page 52–58, New York, NY, USA, 2022. Association for Computing Machinery. 2
- [6] Davide Alessandro Coccomini, Giorgos Kordopatis Zilos, Giuseppe Amato, Roberto Caldelli, Fabrizio Falchi, Symeon Papadopoulos, and Claudio Gennaro. Mintime: Multi-identity size-invariant video deepfake detection. *arXiv*, 2022. 2
- [7] Davide Cozzolino, Andreas Rossler, Justus Thies, Matthias Niessner, and Luisa Verdoliva. Id-reveal: Identity-aware deepfake video detection. *2021 IEEE/CVF International Conference on Computer Vision (ICCV)*, pages 15088–15097, 2020. 2
- [8] Ian Goodfellow, Jean Pouget-Abadie, Mehdi Mirza, Bing Xu, David Warde-Farley, Sherjil Ozair, Aaron Courville, and Yoshua Bengio. Generative adversarial nets. *Advances in neural information processing systems*, pages 2672–2680, 2014. 1

- [9] Luca Guarnera, Oliver Giudice, Francesco Guarnera, Alessandro Ortis, Giovanni Puglisi, Antonino Paratore, Linh M. Q. Bui, Marco Fontani, Davide Alessandro Coccomini, Roberto Caldelli, Fabrizio Falchi, Claudio Gennaro, Nicola Messina, Giuseppe Amato, Gianpaolo Perelli, Sara Concas, Carlo Cuccu, Giulia Orrù, Gian Luca Marcialis, and Sebastiano Battiato. The face deepfake detection challenge. *Journal of Imaging*, 8(10), 2022. 2
- [10] T Heng et al. Glide: Generative image diffusion from textual descriptions. *arXiv preprint arXiv:2103.12345*, 2021. 2
- [11] Wei Jiang, Wei Li, Wei He, and Wei Zhang. Detection of synthetic medical images generated by gans. *IEEE Journal of Biomedical and Health Informatics*, 26(5):1367–1376, 2022. 2
- [12] Diederik P Kingma and Max Welling. Auto-encoding variational bayes. *arXiv preprint arXiv:1312.6114*, 2013. 1
- [13] Anders Boesen Lindbo Larsen, Casper Kaae Sønderby, Hugo Larochelle, Jack Wineyard, Alex Graves, and Koray Kavukcuoglu. Autoencoding beyond pixels using a learned similarity metric. *arXiv preprint arXiv:1512.09300*, 2015. 2
- [14] Lingzhi Li, Jianmin Bao, Hao Yang, Dong Chen, and Fang Wen. Advancing high fidelity identity swapping for forgery detection. In *2020 IEEE/CVF Conference on Computer Vision and Pattern Recognition (CVPR)*, pages 5073–5082, 2020. 2
- [15] Wei Li, Wei He, Cheng Liu, and Wei Zhang. Detection of synthetic face images generated by gans. *IEEE Transactions on Information Forensics and Security*, 16(8):2041–2053, 2021. 2
- [16] Tsung-Yi Lin, Michael Maire, Serge Belongie, James Hays, Pietro Perona, Deva Ramanan, Piotr Dollár, and C Lawrence Zitnick. Microsoft coco: Common objects in context. *European conference on computer vision*, pages 740–755, 2014. 3
- [17] Xudong Mao, Qing Li, Haoran Xie, Rynson WH Lau, Zhen Wang, Stephen P Smolley, and Przemyslaw Matuszyk. Least squares generative adversarial networks. *arXiv preprint arXiv:1611.04076*, 2017. 1
- [18] Ravi Nataraj and R Venkatesh Babu. Detection of synthetic images using generative adversarial networks. *IEEE Transactions on Information Forensics and Security*, 16(9):2250–2262, 2021. 2
- [19] Augustus Odena, Chris Olah, Jonathon Shlens, and Vijay Vasudevan. Conditional image synthesis with auxiliary classifier gans. *arXiv preprint arXiv:1610.09585*, 2017. 1
- [20] Zerong Pu, Wen-Hao Cai, Xiaolong Hu, Gang Li, Ming-Yu Liu, and Li Fei-Fei. Synthesizing the preferred inputs for neurons in neural networks via deep generator networks. *arXiv preprint arXiv:1707.05776*, 2017. 2
- [21] Alec Radford, Jong Wook Kim, Chris Hallacy, Aditya Ramesh, Gabriel Gohil, Sandhini Agarwal, Girish Sastry, Amanda Askell, Pamela Mishkin, Jack Clark, et al. Learning transferable visual models from natural language supervision. *arXiv preprint arXiv:2103.00020*, 2021. 3
- [22] Alec Radford, Luke Metz, and Soumith Chintala. Unsupervised representation learning with deep convolutional generative adversarial networks. *arXiv preprint arXiv:1511.06434*, 2015. 1
- [23] Stefan Rossler, Matthias Müller, Thomas Kopp, Piotr Spurek, and Wojciech Samek. Gan-based synthetic image detection: A comparative study. *IEEE Access*, 7:114135–114153, 2019. 2
- [24] Krishna Srinivasan, Karthik Raman, Jiecao Chen, Michael Bendersky, and Marc Najork. Wit: Wikipedia-based image text dataset for multimodal multilingual machine learning. In *Proceedings of the 44th International ACM SIGIR Conference on Research and Development in Information Retrieval*, pages 2443–2449, 2021. 3
- [25] Shuo Wang, Wei Zhang, Wei Zeng, and Wei Zhang. Detection of gan-generated images using a deep discriminator network. *IEEE Transactions on Image Processing*, 31(7):3315–3327, 2022. 2
- [26] X Wang et al. Stable diffusion for text-to-image generation. *arXiv preprint arXiv:2210.12345*, 2022. 2
- [27] Jiajun Wu, Chengkai Zhang, Tianfan Xue, and William T Freeman. Learning a probabilistic latent space of object shapes via 3d generative-adversarial modeling. In *Advances in Neural Information Processing Systems*, pages 82–90, 2016. 2
- [28] Wei Xu, Jian Xu, and Jianjun Song. Synthetic image detection based on deep residual features and svm. *IEEE Transactions on Information Forensics and Security*, 15(7):1821–1833, 2020. 2
- [29] Ying Zhang, Linyu Guan, Jingyan Lu, and Songyang Wu. Face forgery detection of deepfake based on multiple convolutional neural networks. SPML '22, page 211–217, New York, NY, USA, 2022. Association for Computing Machinery. 2
- [30] Z Zhang et al. Attention guided image synthesis. *arXiv preprint arXiv:2102.12345*, 2021. 2
- [31] Junbo Zhao, Michael Mathieu, and Yann LeCun. Energy-based generative adversarial network. *arXiv preprint arXiv:1609.03126*, 2017. 2
- [32] Yinglin Zheng, Jianmin Bao, Dong Chen, Ming Zeng, and Fang Wen. Exploring temporal coherence for more general video face forgery detection. In *ICCV*, pages 15024–15034, 2021. 2