
Extrapolative Controlled Sequence Generation via Iterative Refinement

Vishakh Padmakumar¹ Richard Yuanzhe Pang¹ He He¹ Ankur P. Parikh²

Abstract

We study the problem of extrapolative controlled generation, i.e., generating sequences with attribute values beyond the range seen in training. This task is of significant importance in automated design, especially drug discovery, where the goal is to design novel proteins that are *better* (e.g., more stable) than existing sequences. Thus, by definition, the target sequences and their attribute values are out of the training distribution, posing challenges to existing methods that aim to directly generate the target sequence. Instead, in this work, we propose *Iterative Controlled Extrapolation (ICE)* which iteratively makes local edits to a sequence to enable extrapolation. We train the model on synthetically generated sequence pairs that demonstrate small improvement in the attribute value. Results on one natural language task (sentiment analysis) and two protein engineering tasks (ACE2 stability and AAV fitness) show that *ICE* considerably outperforms state-of-the-art approaches despite its simplicity.¹

1. Introduction

Controlled generation, i.e., generating sequences \mathbf{x} with a desired attribute z , is a pervasive problem across multiple domains. In natural language processing (NLP), z could represent the sentiment or the style (e.g., formality) of a sentence. In computational biology, z could represent the stability, fluorescence, binding affinity, or other properties of a protein sequence.

Occasionally, abundant supervised data of the form (\mathbf{x}, z) exist, such as Wikipedia domains or Gene Ontology categories (Keskar et al., 2019; Madani et al., 2020), enabling direct training of a conditional generation model $p(\mathbf{x}|z)$. In cases where the amount of supervised pairs available is smaller, it is typical to train a scorer $f(\mathbf{x})$ on this data,

¹New York University ²Google Research New York. Correspondence to: Vishakh Padmakumar <vishakh@nyu.edu>.

¹Our code and models are available at <https://github.com/vishakhpk/iter-extrapolation>.

which maps from an input sequence to an output attribute value. One can then annotate a large corpus for training (Gehman et al., 2020) or directly use $f(\mathbf{x})$ during inference to guide the generation process of an unconditional model $p(\mathbf{x})$ (Dathathri et al., 2020; Yang & Klein, 2021).

In this work, we focus on applications where it is necessary to generate sequences with attribute values that *extrapolate* beyond the training distribution. For example, in biological sequence design, the problem of generating *de novo* (novel) sequences that are *better* than existing natural sequences with respect to some attribute (e.g., binding affinity to a specific target) is of critical importance to drug discovery (Arnold, 1998; Romero & Arnold, 2009; Freschlin et al., 2022). Other examples include applications in creative text generation where the objective is to generate text that accentuates a stylistic attribute such as humor beyond imitating existing literature (Lyu et al., 2021).

Existing controlled generation paradigms often extrapolate poorly when the range of z in the training data has limited coverage, as both $p(\mathbf{x}|z)$ and $f(\mathbf{x})$ may not generalize outside of the training range of the attribute. For example, consider the ACE2 stability task (Chan et al., 2021c) shown in Figure 1 where the goal is to generate mutants of the ACE2 protein that have higher stability (lower *ddG* value). In this formulation of the task, the training data contains sequences with *ddG* values varying between -4 and 10 , but during inference, we want to generate more stable proteins than what we already have, e.g., extrapolate to *ddG* less than -5 . Since this range of z is not supported on the training data, directly fitting $p(\mathbf{x}|z)$ to the training data will result in unpredictable performance for $z < -4$.

Our key observation is that although sequences of disjoint target values (e.g., stable and unstable proteins) have very different distributions, the transformation from one sequence to a slightly better sequence is more generalizable across different attribute values. For example, in text generation, the sentiment can be strengthened by adding adverbs of degree; in drug design, better proteins are often selected through an evolution from successive mutants. Therefore, we propose to decompose the problem into making a series of local improvements (that can be learned from the training data) to a base sequence \mathbf{x}_0 . Our intuition is that a model that uses the relative relationship between pairs

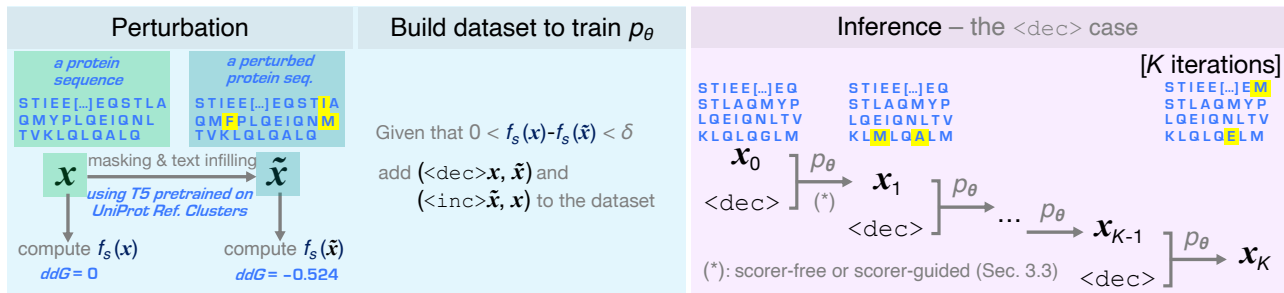


Figure 1: An overview of the approach, *Iterative Controlled Extrapolation (ICE)*. Refer to Section 3 for details. The example presented in the figure corresponds to the ACE2 stability task. Our initial dataset only contains proteins with free energy (ddG) between -4 and 10. In this example, however, x_0 has an oracle ddG of -1.884 and our final generation x_K ($K = 10$) has an oracle ddG of -5.577, which is smaller than -4. Thus, extrapolation is successful.

of examples to learn local edits (or mutants) is more likely to generalize beyond the training distribution by applying these improvements in succession.²

As shown in Figure 1, to train this local editor, we synthetically generate close pairs of sequences using masked language modeling (Devlin et al., 2019), such that they differ marginally in attribute values. During inference, our model uses two control tags, `<inc>` for increment and `<dec>` for decrement, to locally improve a sequence in the desired direction. Increasing the number of such iterations on the sequence allows our model to showcase extrapolation. We call our approach *Iterative Controlled Extrapolation (ICE)*.

We evaluate our approach in both the natural language and protein domains. For text generation, we generate reviews with a sentiment either more positive or negative than seen in the training data. For protein engineering, we present results on two tasks—generating mutations of the ACE2 protein that have higher stability measured by FoldX (Schymkowitz et al., 2005) and generating mutations of an adeno-associated virus (AAV) capsid protein (Bryant et al., 2021) with a higher fitness value. *ICE* achieves consistent extrapolation on these three tasks, outperforming both standard methods for controlled generation such as PPLM (Dathathri et al., 2020) and Genhance, a state-of-the-art extrapolative controlled generation method (Chan et al., 2021a). In particular, in the AAV task, despite seeing zero sequences that are better than the wildtype AAV sequence during training, our model is able to generate a diverse range of better candidates as judged by our oracle model.

²These iterative improvements are internal to our model and thus not analogous to rounds in directed evolution (Arnold, 1998) which typically require access to a wet lab experiment (or oracle) after each round.

2. Related Work

Controlled Generation We briefly review some existing controlled generation techniques from the literature (most of which do not focus on extrapolation) and compare them to our approach.

Keskar et al. (2019) and Madani et al. (2020) learn a conditional sequence model $p(x|c)$ where c is the control code, encoding either a discrete or scalar value specifying the target attribute. However, these models may struggle when conditioning on unseen attribute values outside the training data range. Instead of conditioning on absolute target values, Lu et al. (2022) attempt to overcome this limitation by sampling generations from a model and iteratively quantizing these into more fine-grained control codes and using the highest bucket for controlled generation. Our approach is also related to edit-based approaches (Guu et al., 2018; Mallinson et al., 2022; Novak et al., 2016), and closely connected to concurrent work, Welleck et al. (2022), that samples and scores generations from a model in order to learn edits in various NLP tasks. The key distinction to our work is that we focus on extrapolation. In the setup of Welleck et al. (2022), the model learns by seeking feedback on all generated pairs whereas we are explicitly interested in the case where the model is required to generate sequences outside the range where it is able to obtain feedback.

Another approach to achieve control is to model the attribute as a latent variable (Mueller et al., 2017; Gligorijević et al., 2021; Chan et al., 2021a;b). For example, Genhance (Chan et al., 2021a) proposes to represent the latent vector as a sum of attribute-relevant and attribute-irrelevant components. They then perturb the former to achieve extrapolation with applications to both NLP and biology. However, latent variable models on discrete sequence data are known to suffer from stability issues. In contrast, our approach makes edits in the text space, bypassing the problem of mapping from continuous latent spaces to discrete sequences.

Another line of work (Dathathri et al., 2020; Yang & Klein, 2021; Li et al., 2022) adds attribute information via a scorer $p(z|\mathbf{x})$ to guide an unconditional language model $p(\mathbf{x})$ at inference time. Because this approach heavily relies on the scorer which is typically trained on in-distribution data, it is not often conducive to extrapolation, as we show in our experiments.

Alternatively, one could use the discriminator as a reward model for reinforcement learning (Gong et al., 2019; Angermueller et al., 2020b) which suffers from similar shortcomings as the generator can exploit and amplify imperfections in the reward (Amodei et al., 2016; Ibarz et al., 2018; Pang et al., 2022).

Biological Sequence Design The problem of generating *de novo* sequences that improve upon natural sequences is of massive value to drug discovery, healthcare, and agriculture, as signified by the 2018 Nobel Prize in Chemistry on directed evolution (Arnold, 1998). As a result, there has been a growing interest in using machine learning for this problem (Yang et al., 2019; Angermueller et al., 2020a; Freschlin et al., 2022; Ren et al., 2022). Brookes et al. (2019) tackle extrapolation via a series of importance sampling distributions, in contrast to our controlled generation approach.

The iterative nature of *ICE* is internal to our modeling approach and thus not analogous to rounds in directed evolution which typically require access to an oracle (or wet lab experiment) after each round. Rather, at each round of directed evolution, *ICE* could potentially be (iteratively) run and its final output interpreted as the proposed candidates for validation.

Generating and experimentally validating novel sequences from large pretrained protein language models is also an exciting but nascent area. These approaches (Madani et al., 2021; Verkuil et al., 2022) typically generate sequences by conditioning on broad categories or backbone structures, rather than optimizing towards a specific target attribute (e.g., stability or fluorescence) as we seek to do.

3. Our Approach

Problem Setup We denote an input sequence with ℓ tokens as $\mathbf{x} = (x_1, \dots, x_\ell)$ and an attribute value as $z \in \mathbb{R}$. In training we are typically given a large unsupervised corpus $\mathcal{D}_{\text{unsup}} = \{\mathbf{x}^{(m)}\}_{m=1}^{M_{\text{unsup}}}$ of size M_{unsup} and a much smaller supervised corpus of sequences paired with attribute values, $\mathcal{D}_{\text{sup-train}} = \{(\mathbf{x}^{(m)}, z^{(m)})\}_{m=1}^{M_{\text{sup-train}}}$ of size $M_{\text{sup-train}}$. Let α_- and α_+ denote the lower and upper bound of z in $\mathcal{D}_{\text{sup-train}}$ respectively, i.e., $z \in [\alpha_-, \alpha_+]$ for all z in the training examples. We refer to this region as the *training region* of scores.

Our goal is to generate sequences that have an attribute value greater than (or less than) a target attribute value z^* . In particular, we aim to extrapolate beyond the training region, i.e., $z^* < \alpha_-$ or $z^* > \alpha_+$ depending on the application. We refer to these regions as the *extrapolation region* of scores.

Further, we assume that we have access to a scorer f_s that is trained on $\mathcal{D}_{\text{sup-train}}$ to predict the attribute value for each sequence, i.e., $\hat{z} = f_s(\mathbf{x})$. While f_s may achieve high performance on the training region of z , it can perform poorly in the extrapolation region of scores, and thus should *not* be regarded as an oracle.

3.1. Overview

The core component of *ICE* is a local editor p_θ that modifies a local span within a sequence to improve its attribute value. Specifically, we model the local editor using a Transformer (Vaswani et al., 2017) encoder-decoder model $p_\theta(\mathbf{y}|\mathbf{x}, c)$. It takes in an input sequence \mathbf{x} and a control token c that specifies whether to increase ($c = \langle \text{inc} \rangle$) or decrease ($c = \langle \text{dec} \rangle$) the attribute value, and outputs an improved sequence \mathbf{y} . We train the local editor on training examples and their perturbations, where the corresponding control tokens are annotated by comparing their attribute values given by the scorer, as detailed in Section 3.2.

At inference time, starting with an initial example \mathbf{x}_0 , we edit it iteratively to achieve extrapolation, i.e.,

$$\mathbf{x}_{k+1} \sim p(\cdot|\mathbf{x}_k, c) \quad k = 1, \dots, K. \quad (1)$$

Each iteration is expected to move the attribute value toward the target direction. We may additionally use the scorer to select the best generation (Section 3.3).

3.2. Learning to Edit from Perturbations

To train the local editor, we perturb training examples from $\mathcal{D}_{\text{sup-train}}$ to generate tuples $(c, \mathbf{x}, \mathbf{y})$ where \mathbf{x} is the input, \mathbf{y} is the output, and $c \in \{\langle \text{inc} \rangle, \langle \text{dec} \rangle\}$ is the control code.

Specifically, given \mathbf{x} , we mask random tokens,³ and use a masked language model to fill in the blanks to produce its perturbation $\tilde{\mathbf{x}}$. The masked language model is pretrained on $\mathcal{D}_{\text{unsup}}$. To ensure that we make local improvements, we filter the pairs using a hyperparameter δ and select only those where $\|f_s(\tilde{\mathbf{x}}) - f_s(\mathbf{x})\| < \delta$.

Given \mathbf{x} and its perturbation $\tilde{\mathbf{x}}$, we then create two examples for the editor: generating $\tilde{\mathbf{x}}$ from \mathbf{x} , and vice versa. We annotate the control token by comparing the attribute values of the two sequences using the scorer f_s . In particular for each $(c, \mathbf{x}, \mathbf{y})$, $c = \langle \text{inc} \rangle$ if \mathbf{y} has higher attribute value

³The specific masking strategy varies depending on the task and is specified in each of the experiment sections (Section 5, Section 6, Section 7).

than x : $f_s(y) > f_s(x)$, and $c = \langle \text{dec} \rangle$ otherwise.

We then fine-tune our pretrained language model on this large corpus of edit data in order to obtain p_θ .

3.3. Inference

At inference time, we run the *ICE* model for multiple iterations as described in Eq. (1). Ideally, a high-quality scoring function could guide the generation at each iteration by selecting the best candidate out of a sampled set. However, f_s provides unreliable guidance in the *extrapolation region* so it is unclear if using f_s at inference time would be beneficial. Thus we experiment with the following two approaches:

Scorer-Free Generation At each step of Equation (1), we perform generation using beam search relying on the *ICE* model likelihood to control the generation process.

Scorer-Guided Generation To run inference guided by the scorer f_s , at each step we still generate a set of sequences at each iteration via top- k sampling. We then score each of these with the scorer, f_s , and select the generation assigned the highest (or lowest) score. While f_s is reliable in the training region, it is unclear if the guidance provided is beneficial to the *ICE* model as it generates sequences having attribute value in the extrapolation region.

4. Experimental Setup

We evaluate our approach on three tasks—sentiment controlled generation (Section 5), the ACE2 stability task (Section 6) and the AAV fitness task (Section 7).

4.1. Evaluation

We are interested in measuring the ability of a model to successfully edit a sequence x to have an attribute value greater than (or lesser than) a target value z^* . In our experiments, we evaluate the success rate of editing sequences beyond a set of such target values in both the *training region* and *extrapolation region*. This is determined by an oracle model that is either a black-box scorer (for ACE2) or a regressor trained on data that covers both the training and extrapolation regions (for sentiment and AAV).

4.2. Baselines

We benchmark the performance of our method against the following baselines: (a) **Sampling**: A simple baseline is to sample sequences using masked language modeling. Mirroring the synthetic data creation process from Section 3.2, we mask out and infill a random span of tokens within the example, x , to obtain an output sequence from the pre-trained language model. (b) **Iterative Sampling**: To ablate the contribution of the generator *ICE* model, we compare to a process where we perform the same mask-then-infill step

to generate a set of sequences, score these using f_s , select the generation with the highest (or lowest) score, and then repeat the process iteratively to match the *Scorer-Guided* inference method. (c) **Genhance**: We compare to *Genhance* (Chan et al., 2021a) as a state-of-the-art extrapolative baseline which performs controlled generation by making a perturbation in a latent space learned to encode the desired attribute value by means of a combination of loss functions.

For natural language tasks, we compare to two additional baselines: (d) **PPLM** (Dathathri et al., 2020) is a controlled generation method that guides the generation of an autoregressive language model at inference time using a trained regressor that models the conditional attribute distribution, $p(z|x)$. We include the baseline to evaluate how such inference time methods extrapolate to unseen attribute values, z . In this work, we use f_s to guide the generation. (e) **Score-Conditioned Generator**: We also compare to a fine-tuned score-conditioned transformer model baseline. We convert the created synthetic data Section 3.2, (x, \tilde{x}) , to pairs of sequences where the $f_s(\tilde{x})$ is appended as a string token to the input (i.e., input: $x \langle /s \rangle f_s(\tilde{x})$; output: \tilde{x}). At test time, we append the desired score.

5. Sentiment Control

In this task, the objective is to control the sentiment associated with a short paragraph (2–3 sentences) of text. We use the Yelp dataset for this task (Zhang et al., 2015), which consists of 650K train examples and 50K test examples, evenly divided into sentiment scores from 1 to 5. We define the *training region* as the range of sentiment scores from 2 to 4 and the *extrapolation region* as the range of scores from 1 to 2 and 4 to 5. For this task, we are interested to measure the ability of the model to extrapolate in both directions, i.e., increase and decrease the associated sentiment of an example. To measure this, we report the success rate of editing the sentiment beyond the following target values—1.5 and 2.5 in the negative direction and 3.5 and 4.5 in the positive direction. 1.5 and 4.5 belong to the *extrapolation region*.

5.1. Implementation Details

Scorer We fine-tune a RoBERTa-Large model (Liu et al., 2019) on the data belonging to the *training region* to serve as the scorer, f_s , for this task. The scorer takes in an input paragraph of text and makes a prediction for the associated sentiment value, which is a real number between 2 and 4. Appendix B has further training details of the scorer.

Generator To train the *ICE* model, we first create the perturbed minimal pairs, (x, \tilde{x}) . Specifically, we mask out tokens in accordance with the denoising strategy defined in Lewis et al. (2019) and infill these with a pre-trained BART-

Target Sentiment Score	Training Region			Extrapolation Region		
	3.5	2.5	Average	4.5	1.5	Average
Sampling	0.362	0.259	0.310	0.061	0.050	0.056
Iterative Sampling	0.668	0.657	0.663	0.320	0.328	0.324
Genhance w/ Scorer	0.982	0.833	0.908	0.482	0.291	0.387
Score-Conditioned Baseline	0.780	0.766	0.773	0.212	0.217	0.215
PPLM	0.534	0.516	0.522	0.081	0.065	0.077
ICE Scorer-Free	0.976	0.918	0.947	0.446	0.305	0.376
ICE w/ Scorer	0.943	0.900	0.921	0.638	0.582	0.610

Table 1: Results on sentiment control in both the training and extrapolation regions. Evaluation is done by measuring the fraction of examples that have a sentiment value greater than (or less than) a target score as determined by the oracle scorer.

Large model to obtain pairs of sequences.⁴ We then score both x and \tilde{x} with f_s to obtain the training data for the *ICE* model (Section 3.2). We then fine-tune a T5-Base (Raffel et al., 2022) model to serve as the *ICE* model. Appendix B has further training details of the generator.

Inference We run inference using both methods described in Section 3.3. For scorer-free inference, we use beam search with a beam size of 5 at each iteration of editing. When performing scorer-guided inference, at each iteration, we generate 5 sequences with top- k sampling with $k = 5$ and a temperature of 0.7; we then select the best one using f_s . We run 10 steps of iterative editing for both methods.

Evaluation We report results on a random subset of 1831 examples from the test set of the Yelp dataset against all 4 aforementioned targets.⁵ We note that we do not have access to the ground-truth sentiment values, z , of the generated text. So we estimate these ground-truth scores via an oracle—a RoBERTa-Large model that is fine-tuned on the entire Yelp dataset, i.e., both the training and extrapolation regions.

Baselines For sentiment control, we compare our method to *Sampling*, *Iterative Sampling*, *Genhance*, *PPLM*, and the *Score-Conditioned Generator*. The architecture of the *Genhance* model is also based on T5-Base, making it comparable in size to *ICE*. At inference time, for each test example, we sample 50 sequences from *Genhance* and use f_s to select the best one to match the number of sequences generated by the *ICE* model. For *Iterative Sampling*, we generate 5 sequences per iteration for 10 iterations.

⁴The masking strategy involves sampling a location in the sequence to start the mask using a Bernoulli distribution ($p = 0.8$) and then selecting the number of tokens masked by sampling from a truncated Poisson distribution where $\lambda = 6$ and the maximum span size is set to 12. We report more variants in Table 6. We filter pairs using $\delta = 0.4$

⁵We ensure that these examples are selected such that the sentiment of the source texts is within the *training region*.

5.2. Results

ICE outperforms the baselines on targets in the extrapolation region From Table 1, we see that the *ICE* model (when guided by the scorer) strongly outperforms the baseline methods in the extrapolation region. Even without the scorer, the *ICE* model achieves performance on par with the strongest baseline, *Genhance*.

Scorer guidance is beneficial We observe that the scorer helps both the *Iterative Sampling* baseline and *ICE* in sentiment control. *Iterative Sampling* benefits from the scorer with extrapolation performance increasing from 5.6% to 32.4%. The *ICE* success rate when guided by the scorer goes up from 37.6% to 61.0%.⁶

Performance of ICE as a function of iterations To further study the effect of *ICE* at altering the sentiment of the texts, we plot a histogram of the change in sentiment as a function of iterations for 100 randomly selected examples in Figure 2. We show the change in sentiment when using scorer-free inference. For every example, we select the 5 candidates generated from beam search at various iterations and plot the difference in sentiment to the source text. We observe that our model is capable of increasing the sentiment of the text by a larger amount through repeated editing, which is evident from the gradual shift of the mode to the right of the graph from iteration 1 to iteration 10.

Table 7 in Appendix C.2 shows an example of improving the sentiment associated with a sentence over multiple iterations.

6. Protein Design on the ACE2 dataset

Developing ways that generate more stable proteins could benefit drug discovery, as these proteins could potentially

⁶PPLM extrapolates poorly despite using the scorer f_s . Instead of ranking generations using f_s , PPLM uses the conditional probability $p(z|x)$ from f_s while decoding tokens individually which is perhaps less effective at generating strings outside the range of f_s .

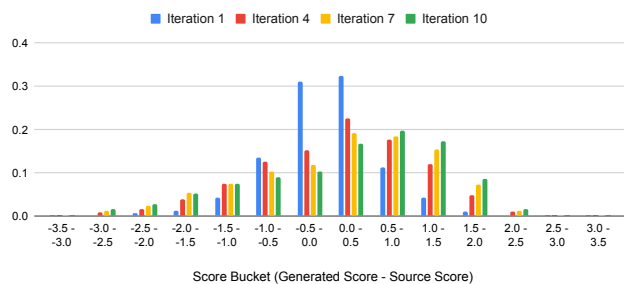


Figure 2: We plot the the change in sentiment scores when running *ICE* inference to increase the sentiment score at various iterations (of the editing process) on 100 examples. As the number of iterations increases, we observe an increase in the number of sequences in each positive bucket and a corresponding drop-off in the negative buckets showing the gradual editing of examples resulting in extrapolation.

allow easier storage and have more reliable clinical effects compared to the existing proteins (Wang, 1999; Shire et al., 2004; Bloom et al., 2006; Deller et al., 2016; Webber et al., 2016). The objective of this task is to generate mutants of the human angiotensin-converting enzyme 2 (ACE2) wild-type sequence⁷ that have higher stability. The stability value of the mutants is measured using the change in free energy from the wild-type, or *ddG*, via FoldX (Schymkowitz et al., 2005).⁸ The wild-type itself has a *ddG* value of zero and more negative values represent more stable mutants. This synthetic task was created in Chan et al. (2021a) and we replicate their setup. The proteins are represented by a sequence of 83 amino acids out of a vocabulary of 20 different amino acids. In order to enforce that the mutations don’t diverge too widely from the wild-type, a constant span of 8 amino acids (NTNITEEN) is kept fixed in all mutations.

We view the *training region* to be the range of *ddG* values from -4 to $+10$. The *extrapolation region* refers to *ddG* values below -4 . For this task, we aim to generate mutants having more negative *ddG* values. We measure this by reporting the success rate of generating mutations having *ddG* below target values, z^* , in the training region, -1 and -2.5 , and the extrapolation region, -5 , -6 , and -7 .

6.1. Implementation Details

Scorer To train f_s we fine-tune a ProtBert model (Elnaggar et al., 2020) on the examples with *ddG* values in the *training region* from the dataset released by Chan et al. (2021a).

⁷<https://www.uniprot.org/uniprotkb/Q9BYF1/entry>

⁸<https://foldxsuite.crg.eu/>

Generator We create pairs of sequences using the mask-and-infill approach laid out in Section 3.2 using a pretrained Prot-T5-XL model (Elnaggar et al., 2020).⁹ We then fine-tune Prot-T5-XL on this data to serve as the *ICE* model.

Inference At inference time, we start from the wild-type and generate mutations with and without the scorer, f_s (Section 3.3). When using the scorer, we sample 5 sequences at each step, select the best one using f_s , and repeat the process for 10 iterations. For scorer-free inference, we generate with beam size of 5 at each iteration.

Evaluation In the ACE2 task, we are interested in generating mutants that have a lower *ddG* value. So we generate 10,000 mutants of the wild-type from each model and report the fraction of these mutants which have a *ddG* value lower than each of the task targets using FoldX as the oracle. We match the FoldX evaluation parameters from Chan et al. (2021a) to evaluate the mutations. We also report the average score of the Top-100 and Top-1000 mutants as determined by the oracle to evaluate the quality of the top candidates in the library of 10,000 produced by each model.

Baselines We compare our approach against *Sampling*, *Iterative Sampling*, and *Genhance*.¹⁰ For *Genhance*, we report results from the model released by Chan et al. (2021a) on 10,000 mutants generated with and without the scorer. This model is based on Prot-T5-XL as well making it directly comparable to the *ICE* model. For *Iterative Sampling*, we generate 5 sequences per iteration for 10 iterations.

6.2. Results

ICE outperforms both sets of baselines on extrapolation

Table 2 shows that *ICE* consistently outperforms *Genhance*, *Sampling*, and *Iterative Sampling* on all extrapolation targets. In addition, from Table 3, we see that *ICE* achieves a lower average *ddG* of the Top-100 and Top-1000 sequences. Interestingly, while *Iterative Sampling* outperforms *Genhance* on the success rates of reaching the various targets (Table 2), *Genhance* achieves a better average score on the Top-1000 and Top-100 subsets (Table 3) indicating a better performance at the head of the distribution—*Genhance* produces a smaller number of slightly more stable mutants (but

⁹We mask out tokens individually using a Bernoulli distribution ($p = 0.8$). To filter pairs, we select δ as 1.5.

¹⁰To our knowledge *PPLM* requires an autoregressive language model hindering us from using it for proteins. Since the ACE2 task involves generating mutants to a particular wild-type, it is better suited to sequence-to-sequence models as opposed to guiding the generation of amino acid tokens from an autoregressive language model with the wild-type as context. Also, we do not report the *Score-Conditioned Generator* baseline as the vocabulary of Prot-T5-XL solely consists of amino acids, thus it does not extrapolate to unseen attribute values.

Target ddG Value	Training Region		Extrapolation Region		
	-1	-2.5	-5	-6	-7
Sampling	0.033	0.007	0.000	0.000	0.000
Iterative Sampling	0.998	0.954	0.220	0.079	0.001
Genhance Scorer-Free	0.570	0.219	0.021	0.005	0.001
Genhance w/ Scorer	0.999	0.978	0.159	0.040	0.009
<i>ICE</i> Scorer-Free	0.945	0.598	0.062	0.017	0.002
<i>ICE</i> w/ Scorer	0.998	0.974	0.361	0.098	0.019

Table 2: Evaluation on the ACE2 task. The objective is to generate mutants of the wild-type that have higher stability i.e. lower ddG value. Each table cell represents the fraction of mutations with a ddG value lower than the corresponding target.

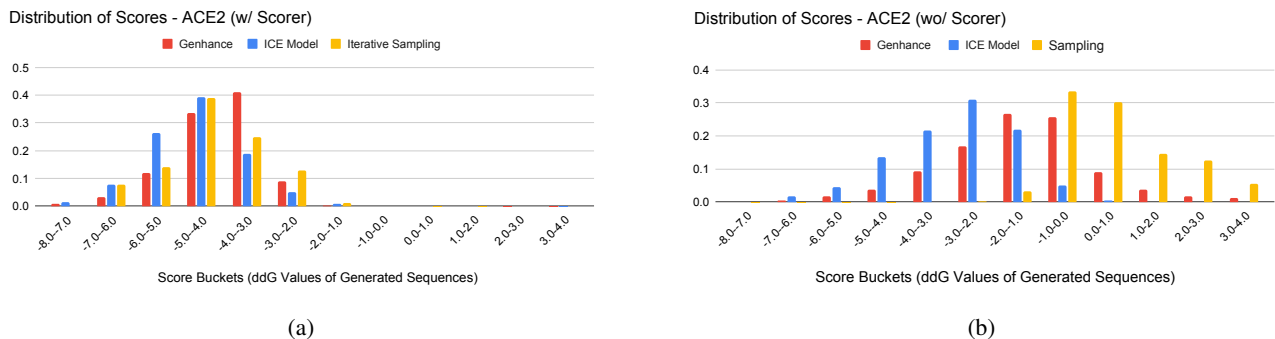


Figure 3: We plot the distribution of scores when model inference is run on the ACE2 task and compare our model with *Genhance* and *Iterative Sampling*. *ICE* outperforms both baselines, and the scorer is significantly helpful for all models.

is still outperformed by *ICE*).

The scorer is very valuable for all models in ACE2 In this task, we begin the generation from the wild-type (ddG score of zero) and the scorer, f_s , reliably guides the generation process until the score of -5 . As a result, we see that all the methods strongly benefit from using the scorer (Table 2). From Figure 3, we see that the peaks of the distribution of scores for all models move in the negative direction to be centered closer to -5 . We do however note that our approach is able to achieve some extrapolation even in the scorer-free regime, far outperforming *Sampling* and achieving extrapolation at a higher rate than *Genhance*.

	Iterative Sampling	Genhance	<i>ICE</i>
All 10k	-4.326	-4.086	-4.660
Top 1k	-5.866	-6.030	-6.575
Top 100	-6.413	-7.354	-7.938

Table 3: Average ddG values (lower is better) of sequences generated from Iterative Sampling, Genhance, and *ICE* (each with the scorer). We report the average score of all 10K sequences as well as the Top-1K and Top-100 as determined by the oracle.

7. Protein Design on the AAV dataset

The AAV dataset (Bryant et al., 2021) aims to study the fitness landscape of an adeno-associated virus (AAV) capsid protein that is a key component of gene therapy (Russell et al., 2017). Our goal is to obtain mutants of the AAV-2 wild type sequence¹¹ that have a higher fitness value. We use the splits proposed by the FLIP benchmark (Dallago et al., 2021) for our experiments. Each mutant is a sequence of length varying from 734 to 750. Mutations are made on the wild-type sequence between indices 561 and 588. We use the provided *low-vs-high* split of the dataset to demarcate the *training region* and *extrapolation region*. The *training region* corresponds to fitness values below zero and the *extrapolation region* corresponds to positive fitness values. At inference time, the generation process begins at the wild-type, with a fitness score of zero, and the model is expected to generate mutants that have a positive fitness score. We evaluate performance against target values, z^* in the training region, -1 , and in the extrapolation region, 0 , 1 , and 2 .

7.1. Implementation Details

Scorer The scorer, f_s , is a CNN model trained on the examples with fitness value in the *training region*. The

¹¹<https://www.uniprot.org/uniprotkb/P03135/entry>

Target Fitness Value	Training Region	Extrapolation Region		
	-1	0	1	2
Sampling	0.058	0.018	0.011	0.000
Iterative Sampling	0.524	0.064	0.017	0.000
ICE Scorer-Free	0.481	0.188	0.033	0.001
ICE w Scorer	0.521	0.223	0.036	0.002

Table 4: Evaluation on the AAV task. The objective is to generate mutations of the source protein that have a higher fitness value. We generate 10000 mutations and each value in the table represents to the fraction of mutations with fitness higher than the corresponding target as determined by the oracle.

architecture and hyperparameters for the CNN were chosen based on the original FLIP benchmark.¹² The scorer accepts a string corresponding to the proteins and outputs a floating-point fitness value.¹³

Generator We create pairs to train the *ICE* model by following the same strategy as in ACE2. We use the Prot-T5-XL (Elnaggar et al., 2020) model to infill masks in the mutable region and score pairs with the scorer, f_s , to create the generator training data.¹⁴ We then fine-tune Prot-T5-XL on this dataset. Since the length of the mutants is greater than the token limit of Prot-T5-XL, we truncate them from the start to the last 512 tokens, which always contain the entire mutable region of the protein.

Inference We start from the wild-type and run inference on the *ICE* model as per Section 3.3. When using the scorer, we sample 5 generations, score them with f_s , select the best one, and repeat for 10 iterations. For the scorer-free setup, we generate with a beam size of 5 at each iteration.

Evaluation We generate 10,000 mutants with each method and report the fraction of these which are above the target scores, z^* . In lieu of a wet-lab experiment, we obtain fitness scores for each generated sequence via an oracle model, which is a CNN trained on the *sampled* (i.i.d.) split of the AAV dataset. This was chosen as the examples from the *sampled* split span fitness values across both the *training region* and *extrapolation region*.¹⁵

¹²On the low-vs-high split, the train correlation of the scorer is 0.82 and the test correlation is 0.34. This matches the best test correlation on this split obtained as part of the benchmark.

¹³Note that the scorer predictions are only reliable in the *training region*.

¹⁴We again set the hyperparameter δ to 1.5.

¹⁵We select the CNN architecture as it has the highest spearman correlation with the gold fitness values on the benchmark (Dallago et al., 2021). The model obtains a train spearman correlation of 0.93 and a test correlation of 0.92 on this split.

	Sampling	Iterative Sampling	ICE Scorer-Free	ICE w/ Scorer
All 10k	-3.450	-1.390	-1.150	-1.040
Top 1k	-0.567	-0.584	0.403	0.918
Top 100	1.605	1.550	1.452	1.750

Table 5: Average fitness values (higher is better) of sequences generated from *Sampling*, *Iterative Sampling*, and our model. We report the average score of all 10000 sequences, the average of the top 1000, and the top 100 as determined by the oracle.

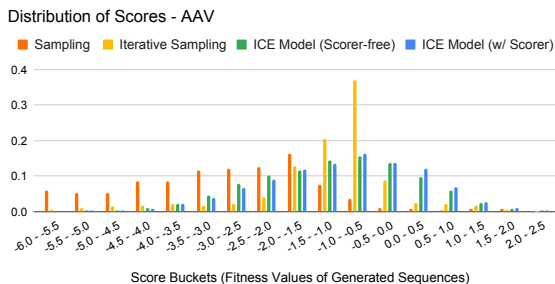


Figure 4: The distribution of fitness values of mutants generated by each approach on the AAV Task (higher scores are better).

Baselines We compare our approach to the *Sampling* and *Iterative Sampling* baselines.¹⁶

7.2. Results

ICE model extrapolates better than Iterative Sampling

From Table 4, we see that the *ICE* model extrapolates at a much higher rate than *Sampling* and *Iterative Sampling* in the comparative setting. While the average score of the Top-100 sequences is comparable between the two methods when we examine the Top-1000, the *ICE* achieves an average score higher than zero, i.e., within the extrapolation region

¹⁶As mentioned earlier, the *PPLM* and *Score-Conditioned Generator* baselines are not well suited for the protein tasks.

(Table 5). We present further analysis on the diversity of mutants generated by *ICE* in Appendix C.1.

The scorer is less effective on AAV From Table 4, we see that the performance of both methods on the *training region* and *extrapolation region* targets when using the scorer improves only marginally over the scorer-free setups. The distribution of scores (Figure 4) also shows a similar trend. We see that, for both methods, the mode of the distribution of scores is a little prior to the boundary of the extrapolation region itself (Figure 4). The distribution for the *ICE* model is much flatter resulting in higher extrapolation rates as compared to *Iterative Sampling*. Since the generation process begins at the edge of the training region (zero), we expect the scorer to not offer much reliable guidance in AAV, further making the case for the scorer-free inference setup.

8. Conclusion

We presented *Iterative Controlled Extrapolation (ICE)*, an iterative approach to extrapolative controlled generation. Our method considerably outperforms existing approaches on controllable generation as well as more complex specialized extrapolative techniques on both NLP and protein design tasks. Potential future directions include extending the iterative approach to multiple attributes, generating output sequences that compose these in novel combinations, and improving our synthetic data creation techniques by incorporating more domain knowledge.

Acknowledgement

We thank David Belanger, Lucy Colwell, and Nitish Joshi for their valuable discussion and feedback during the course of the project. This work was undertaken as part of the Google Research Collabs program. This work is also supported by the Samsung Advanced Institute of Technology (Next Generation Deep Learning: From Pattern Recognition to AI), the National Science Foundation under Grant No. 1922658, and a gift from AWS AI.

References

- Amodei, D., Olah, C., Steinhardt, J., Christiano, P., Schulman, J., and Mané, D. Concrete problems in ai safety. *arXiv preprint arXiv:1606.06565*, 2016.
- Angermueller, C., Belanger, D., Gane, A., Mariet, Z., Dohan, D., Murphy, K., Colwell, L., and Sculley, D. Population-based black-box optimization for biological sequence design. In *International Conference on Machine Learning*, pp. 324–334. PMLR, 2020a.
- Angermueller, C., Dohan, D., Belanger, D., Deshpande, R., Murphy, K., and Colwell, L. Model-based reinforcement learning for biological sequence design. In *International Conference on Learning Representations*, 2020b. URL <https://openreview.net/forum?id=Hk1xbgBKvr>.
- Arnold, F. H. Design by directed evolution. *Accounts of Chemical Research*, 31(3):125–131, 1998.
- Bloom, J. D., Labthavikul, S. T., Otey, C. R., and Arnold, F. H. Protein stability promotes evolvability. *Proceedings of the National Academy of Sciences*, 103(15):5869–5874, 2006. doi: 10.1073/pnas.0510098103. URL <https://www.pnas.org/doi/abs/10.1073/pnas.0510098103>.
- Brookes, D., Park, H., and Listgarten, J. Conditioning by adaptive sampling for robust design. In *International conference on machine learning*, pp. 773–782. PMLR, 2019.
- Bryant, D. H., Bashir, A., Sinai, S., Jain, N. K., Ogden, P. J., Riley, P. F., Church, G. M., Colwell, L. J., and Kelsic, E. D. Deep diversification of an aav capsid protein by machine learning. *Nature Biotechnology*, 39(6):691–696, 2021.
- Calcedo, R., Vandenberghe, L. H., Gao, G., Lin, J., and Wilson, J. M. Worldwide epidemiology of neutralizing antibodies to adeno-associated viruses. *The Journal of infectious diseases*, 199(3):381–390, 2009.
- Chan, A., Madani, A., Krause, B., and Naik, N. Deep extrapolation for attribute-enhanced generation. In Beygelzimer, A., Dauphin, Y., Liang, P., and Vaughan, J. W. (eds.), *Advances in Neural Information Processing Systems*, 2021a. URL <https://openreview.net/forum?id=NCDMYD2y5kK>.
- Chan, A., Ong, Y.-S., Pung, B., Zhang, A., and Fu, J. Cocon: A self-supervised approach for controlled text generation. In *International Conference on Learning Representations*, 2021b. URL <https://openreview.net/forum?id=VD-ozqvBy4W>.
- Chan, H. P., Wang, L., and King, I. Controllable summarization with constrained Markov decision process. *Transactions of the Association for Computational Linguistics*, 9:1213–1232, 2021c. doi: 10.1162/tacl.a.00423. URL <https://aclanthology.org/2021.tacl-1.72>.
- Dallago, C., Mou, J., Johnston, K. E., Wittmann, B., Bhattacharya, N., Goldman, S., Madani, A., and Yang, K. K. FLIP: Benchmark tasks in fitness landscape inference for proteins. In *Thirty-fifth Conference on Neural Information Processing Systems Datasets and Benchmarks Track*, 2021. URL <https://openreview.net/forum?id=p2dMLEwL8tF>.
- Dathathri, S., Madotto, A., Lan, J., Hung, J., Frank, E., Molino, P., Yosinski, J., and Liu, R. Plug and play language models: A simple approach to controlled text generation. In *International Conference on Learning Representations*, 2020. URL <https://openreview.net/forum?id=H1edEyBKDS>.
- Deller, M. C., Kong, L., and Rupp, B. Protein stability: a crystallographer’s perspective. *Acta Crystallographica Section F: Structural Biology Communications*, 72(2): 72–95, 2016.
- Devlin, J., Chang, M.-W., Lee, K., and Toutanova, K. BERT: Pre-training of deep bidirectional transformers for language understanding. In *Proceedings of the 2019 Conference of the North American Chapter of the Association for Computational Linguistics: Human Language Technologies, Volume 1 (Long and Short Papers)*, pp. 4171–4186, Minneapolis, Minnesota, June 2019. Association for Computational Linguistics. doi: 10.18653/v1/N19-1423. URL <https://aclanthology.org/N19-1423>.
- Elnaggar, A., Heinzinger, M., Dallago, C., Rihawi, G., Wang, Y., Jones, L., Gibbs, T., Feher, T., Angerer, C., Steinegger, M., et al. Protrants: towards cracking the language of life’s code through self-supervised deep learning and high performance computing. *arXiv preprint arXiv:2007.06225*, 2020.
- Freschlin, C. R., Fahlberg, S. A., and Romero, P. A. Machine learning to navigate fitness landscapes for protein engineering. *Current Opinion in Biotechnology*, 75: 102713, 2022.
- Gehman, S., Gururangan, S., Sap, M., Choi, Y., and Smith, N. A. RealToxicityPrompts: Evaluating neural toxic degeneration in language models. In *Findings of the Association for Computational Linguistics: EMNLP 2020*, pp. 3356–3369, Online, November 2020. Association for Computational Linguistics. doi: 10.18653/v1/2020.findings-emnlp.301. URL <https://aclanthology.org/2020.findings-emnlp.301>.
- Gligorijević, V., Berenberg, D., Ra, S., Watkins, A., Kelow, S., Cho, K., and Bonneau, R. Function-guided protein design by deep manifold sampling.

- bioRxiv*, 2021. doi: 10.1101/2021.12.22.473759. URL <https://www.biorxiv.org/content/early/2021/12/23/2021.12.22.473759>.
- Gong, H., Bhat, S., Wu, L., Xiong, J., and Hwu, W.-m. Reinforcement learning based text style transfer without parallel training corpus. *arXiv preprint arXiv:1903.10671*, 2019.
- Guu, K., Hashimoto, T. B., Oren, Y., and Liang, P. Generating sentences by editing prototypes. *Transactions of the Association for Computational Linguistics*, 6:437–450, 2018.
- Ibarz, B., Leike, J., Pohlen, T., Irving, G., Legg, S., and Amodei, D. Reward learning from human preferences and demonstrations in atari. *Advances in neural information processing systems*, 31, 2018.
- Keskar, N. S., McCann, B., Varshney, L. R., Xiong, C., and Socher, R. CTRL: A conditional transformer language model for controllable generation. *arXiv preprint arXiv:1909.05858*, 2019.
- Lewis, M., Liu, Y., Goyal, N., Ghazvininejad, M., Mohamed, A., Levy, O., Stoyanov, V., and Zettlemoyer, L. Bart: Denoising sequence-to-sequence pre-training for natural language generation, translation, and comprehension. *arXiv preprint arXiv:1910.13461*, 2019.
- Li, X. L., Thickstun, J., Gulrajani, I., Liang, P., and Hashimoto, T. Diffusion-LM improves controllable text generation. In *Advances in Neural Information Processing Systems*, 2022. URL <https://openreview.net/forum?id=3s9IrEsjLyk>.
- Liu, Y., Ott, M., Goyal, N., Du, J., Joshi, M., Chen, D., Levy, O., Lewis, M., Zettlemoyer, L., and Stoyanov, V. Roberta: A robustly optimized bert pretraining approach. *arXiv preprint arXiv:1907.11692*, 2019.
- Lu, X., Welleck, S., Jiang, L., Hessel, J., Qin, L., West, P., Ammanabrolu, P., and Choi, Y. Quark: Controllable text generation with reinforced unlearning. *ArXiv*, abs/2205.13636, 2022.
- Lyu, Y., Liang, P. P., Pham, H., Hovy, E., Póczos, B., Salakhutdinov, R., and Morency, L.-P. StylePTB: A compositional benchmark for fine-grained controllable text style transfer. In *Proceedings of the 2021 Conference of the North American Chapter of the Association for Computational Linguistics: Human Language Technologies*, pp. 2116–2138, Online, June 2021. Association for Computational Linguistics. doi: 10.18653/v1/2021.naacl-main.171. URL <https://aclanthology.org/2021.naacl-main.171>.
- Madani, A., McCann, B., Naik, N., Keskar, N. S., Anand, N., Eguchi, R. R., Huang, P.-S., and Socher, R. ProGen: Language modeling for protein generation. *arXiv preprint arXiv:2004.03497*, 2020.
- Madani, A., Krause, B., Greene, E. R., Subramanian, S., Mohr, B. P., Holton, J. M., Olmos, J. L., Xiong, C., Sun, Z. Z., Socher, R., Fraser, J. S., and Naik, N. Deep neural language modeling enables functional protein generation across families. *bioRxiv*, 2021. doi: 10.1101/2021.07.18.452833. URL <https://www.biorxiv.org/content/early/2021/07/18/2021.07.18.452833>.
- Mallinson, J., Adamek, J., Malmi, E., and Severyn, A. Edit5: Semi-autoregressive text-editing with t5 warm-start. *arXiv preprint arXiv:2205.12209*, 2022.
- Mueller, J., Gifford, D., and Jaakkola, T. Sequence to better sequence: continuous revision of combinatorial structures. In *International Conference on Machine Learning*, pp. 2536–2544. PMLR, 2017.
- Novak, R., Auli, M., and Grangier, D. Iterative refinement for machine translation. *arXiv preprint arXiv:1610.06602*, 2016.
- Pang, R. Y., Padmakumar, V., Sellam, T., Parikh, A. P., and He, H. Reward gaming in conditional text generation. *arXiv preprint arXiv:2211.08714*, 2022.
- Raffel, C., Shazeer, N., Roberts, A., Lee, K., Narang, S., Matena, M., Zhou, Y., Li, W., and Liu, P. J. Exploring the limits of transfer learning with a unified text-to-text transformer. *Journal of Machine Learning Research*, 21(1), June 2022. ISSN 1532-4435.
- Ren, Z., Li, J., Ding, F., Zhou, Y., Ma, J., and Peng, J. Proximal exploration for model-guided protein sequence design. In *International Conference on Machine Learning*, pp. 18520–18536. PMLR, 2022.
- Romero, P. A. and Arnold, F. H. Exploring protein fitness landscapes by directed evolution. *Nature Reviews Molecular Cell Biology*, 10(12):866–876, 2009.
- Russell, S., Bennett, J., Wellman, J. A., Chung, D. C., Yu, Z.-F., Tillman, A., Wittes, J., Pappas, J., Elci, O., McCague, S., et al. Efficacy and safety of voretigene neparvovec (aav2-hrpe65v2) in patients with rpe65-mediated inherited retinal dystrophy: a randomised, controlled, open-label, phase 3 trial. *The Lancet*, 390(10097):849–860, 2017.
- Schymkowitz, J., Borg, J., Stricher, F., Nys, R., Rousseau, F., and Serrano, L. The foldx web server: an online force field. *Nucleic Acids Research*, 33(suppl_2):W382–W388, 2005.

- Shire, S. J., Shahrokh, Z., and Liu, J. Challenges in the development of high protein concentration formulations. *Journal of pharmaceutical sciences*, 93(6):1390–1402, 2004.
- Vaswani, A., Shazeer, N., Parmar, N., Uszkoreit, J., Jones, L., Gomez, A. N., Kaiser, Ł., and Polosukhin, I. Attention is all you need. *Advances in Neural Information Processing Systems*, 30, 2017.
- Verkuil, R., Kabeli, O., Du, Y., Wicky, B. I., Milles, L. F., Dauparas, J., Baker, D., Ovchinnikov, S., Sercu, T., and Rives, A. Language models generalize beyond natural proteins. *bioRxiv*, 2022.
- Wang, W. Instability, stabilization, and formulation of liquid protein pharmaceuticals. *International journal of pharmaceutics*, 185(2):129–188, 1999.
- Webber, M. J., Appel, E. A., Vinciguerra, B., Cortinas, A. B., Thapa, L. S., Jhunjhunwala, S., Isaacs, L., Langer, R., and Anderson, D. G. Supramolecular pegylation of biopharmaceuticals. *Proceedings of the National Academy of Sciences*, 113(50):14189–14194, 2016.
- Welleck, S., Lu, X., West, P., Brahman, F., Shen, T., Khashabi, D., and Choi, Y. Generating sequences by learning to self-correct. *arXiv preprint arXiv:2211.00053*, 2022.
- Wolf, T., Debut, L., Sanh, V., Chaumond, J., Delangue, C., Moi, A., Cistac, P., Rault, T., Louf, R., Funtowicz, M., Davison, J., Shleifer, S., von Platen, P., Ma, C., Jernite, Y., Plu, J., Xu, C., Le Scao, T., Gugger, S., Drame, M., Lhoest, Q., and Rush, A. Transformers: State-of-the-art natural language processing. In *Proceedings of the 2020 Conference on Empirical Methods in Natural Language Processing: System Demonstrations*, pp. 38–45, Online, October 2020. Association for Computational Linguistics. doi: 10.18653/v1/2020.emnlp-demos.6. URL <https://aclanthology.org/2020.emnlp-demos.6>.
- Yang, K. and Klein, D. FUDGE: Controlled text generation with future discriminators. In *Proceedings of the 2021 Conference of the North American Chapter of the Association for Computational Linguistics: Human Language Technologies*, pp. 3511–3535, Online, June 2021. Association for Computational Linguistics. doi: 10.18653/v1/2021.naacl-main.276. URL <https://aclanthology.org/2021.naacl-main.276>.
- Yang, K. K., Wu, Z., and Arnold, F. H. Machine-learning-guided directed evolution for protein engineering. *Nature Methods*, 16(8):687–694, 2019.
- Zhang, X., Zhao, J., and LeCun, Y. Character-level convolutional networks for text classification. *Advances in Neural Information Processing Systems*, 28, 2015.

A. Limitations

Creation of synthetic data can introduce hallucinations in natural language Our method relies on masked language modeling to create minimally perturbed pairs of sequences (Section 3.2). In natural language tasks, this can result in a perturbed sequence that is slightly different in meaning from the source sequence. As a result, the *ICE* model when trained can also alter the meaning of the sequence. In particular, we want to note that certain kinds of hallucinations from text generation models can be harmful if used without proper consideration. Specifically, in Table 7, it is acceptable for the model to edit the sentiment associated with the food or ambiance at the restaurant but we want the model to retain the basic information that the writer and his partner are eating at a sushi restaurant in Scottsdale. Going forward, we intend to investigate better strategies for synthetic data creation to measure and mitigate this occurrence.

Assumption that edits in the training region generalize to extrapolation region Our work relies on training a model on perturbations made on sequences belonging to the *training region*. We then repeatedly make edits to increase or decrease the score into the *extrapolation region*. While our experiments show promising results, we believe that this assumption does not equally hold for all tasks and domains. We intend to study this further going forward.

Relying on trained models to score sequences For evaluation of the sentiment control and the AAV tasks, we train classifier models to measure the attribute values of the sequences. These models only estimate the ground truth attribute values and can end up learning spurious correlations from the datasets. We note that these are to be used as a means to benchmark our method against the various baselines. Particularly in the case of proteins such as AAV, prior to any real-world usage, a detailed analysis of the oracle models or real-life wet lab experiments should be performed.

Inference for iterative methods is slow By the nature of our method, iteratively editing a sequence is much slower in terms of inference time as compared to a single-step edit by a model such as *Genhance*.

B. Additional Model Training Details

We fine-tune all of the language models for our experiments using the HuggingFace library (Wolf et al., 2020). All of the code used for our experiments and trained models is available at <https://github.com/vishakhpk/iter-extrapolation>.

Sentiment Control The scorer and oracle model used for evaluation are fine-tuned RoBERTa-Large (Liu et al., 2019) models. The oracle is trained on the entire Yelp dataset. The scorer is trained on those examples with a sentiment from 2 to 4. Each of these is fine-tuned to optimize the mean-squared error loss on the gold labels from the dataset. We create paired data to train the *ICE* generator model using the scorer and a pre-trained T5-Base (Raffel et al., 2022) model. We create 100K pairs and fine-tune T5-Base to serve as the *ICE* generator. We fine-tune T5-Base to generate the output of the synthetic pairs given the input sequences optimizing the cross-entropy loss on the output tokens. For each of these, we use the recommended hyperparameters from the HuggingFace repository and sweep learning rates from $1e-6$ to $1e-3$.

ACE2 For ACE2, we fine-tune a ProtBert (Elnaggar et al., 2020) model, made available via the HuggingFace, to predict the *ddG* values given the mutants from the dataset released by Chan et al. (2021a). Here we optimize the mean-squared error loss on the gold labels, selecting the optimum checkpoint using the validation loss. We use this to create a synthetic dataset of 1M pairs which is used to fine-tune the *ICE* generator model. We fine-tune Prot-T5-XL (Elnaggar et al., 2020) on these pairs to generate the output of the synthetic pairs given the input sequences optimizing the cross-entropy loss on the output tokens. We again use the recommended hyperparameters from the HuggingFace repository and sweep learning rates from $1e-6$ to $1e-3$. For scoring with FoldX, we match the parameters from (Chan et al., 2021a).

AAV The scorer and oracle models for the AAV task are CNN models that accept the protein sequence as a string and output a real number corresponding to the fitness value. We select the model architecture according to the parameters specified in the FLIP benchmark (Dallago et al., 2021). We follow the same as the obtained the highest test spearman correlation for the AAV *low-vs-high* split. Both CNN models are trained from the repository of the benchmark optimizing the mean squared-error loss on the fitness values. We use the scorer to create 1M synthetic pairs to train the *ICE* generator model optimizing the cross-entropy loss of the output tokens given the input protein sequence and corresponding control tag.

C. Additional Findings

C.1. AAV

Exploring Diversity in AAV Mutants While AAV capsids hold promise for gene therapy, the immunity from prior AAV exposure excludes 20–80% of the population from such treatments (Calcedo et al., 2009). Thus, it is essential to not only generate AAV mutants of high fitness, but also of significant diversity from the wild type. To this end, in Figure 4, we analyze the distribution of sequences generated by our model (in the 10th iteration) as a function of their Levenshtein distance from the wild-type. We see that while the majority of mutations generated have an edit distance of around 8–10, the model generates mutations having as far as 25 edits from the wild-type (Figure 5a). However, we see that even when the model makes over 20 edits, the fraction of examples within this bucket is still 0.2, showing a large diversity in the mutations generated (Figure 5b).

We note that the model generates a mutant at a diverse range of Levenshtein distances from the wild type (8 to 27). Moreover, *ICE* displays strong performance throughout this range according to our oracle (Figure 5b), demonstrating its potential to generate both viable and diverse mutants of AAV.

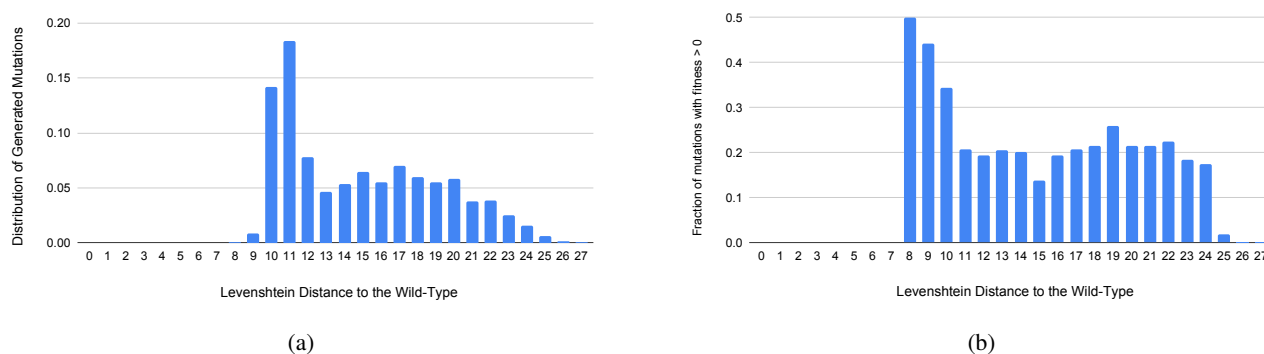


Figure 5: We plot the fraction of sequences for a given Levenshtein distance away from the wild type (Figure 5a). Figure 5b shows the fraction of generated sequences that are better than the wild type (according to the oracle) as a function of the Levenshtein distance, showing the potential of *ICE* to generate both diverse and viable mutants.

C.2. Sentiment

Additional ablations of *ICE* and *Genhance* In addition to the results from Table 1, we report a few variants of *ICE* and *Genhance*. For *ICE*, the masking strategy to create synthetic paired data involves sampling a location in the sequence to start the mask using a Bernoulli distribution ($p = 0.8$) and then selecting the length of the mask (in terms of tokens masked) by sampling from a truncated Poisson distribution. The results presented in Table 1 correspond to the *Super Large* variant in Table 6 where $\lambda = 6$ and the maximum span size is set to 12. We also report three other variants of the masking strategy *Small* ($\lambda = 3$, maximum of 6), *Medium* ($\lambda = 4$, maximum of 8) and *Large* ($\lambda = 5$, maximum of 10). We observed the best extrapolation results on the *Super Large* variant and used this masking strategy to report the *Sampling* and *Iterative Sampling* baselines. We also report two variants of *Genhance* where we vary the total number of output sequences generated for each example. As we increase n , the model predictably performs better at extrapolation but we see that the directly comparable variant, $n = 50$, is outperformed by *ICE*.

Target Sentiment Score	Training Region			Extrapolation Region		
	3.5	2.5	Average	4.5	1.5	Average
Score-Conditioned Baseline	0.780	0.766	0.773	0.212	0.217	0.215
PPLM	0.534	0.516	0.522	0.081	0.065	0.077
Sampling	0.362	0.259	0.310	0.061	0.050	0.056
Iterative Sampling	0.668	0.657	0.663	0.320	0.328	0.324
Genhance (n = 1)	0.407	0.167	0.287	0.063	0.025	0.044
Genhance (n = 50)	0.982	0.833	0.908	0.482	0.291	0.387
Genhance (n = 100)	0.995	0.912	0.954	0.670	0.429	0.550
Our Model – Small	0.962	0.98	0.971	0.514	0.344	0.429
Medium	0.945	0.870	0.908	0.636	0.499	0.567
Large	0.953	0.884	0.918	0.649	0.555	0.602
Super Large	0.943	0.900	0.921	0.638	0.582	0.610
Our Model Scorer-Free	0.976	0.918	0.947	0.446	0.305	0.376

Table 6: Results on sentiment control in both the training and extrapolation regions. Evaluation is done by measuring the fraction of examples that have a sentiment value greater than (or less than) a target score as determined by the oracle scorer.

Iteration	Text
1	<inc>First sushi place I tried in Scottsdale with my gf. To be honest I was nervous about the whole sushi in the desert situation. Luckily I eventually found a few better places but the price and taste combo made Hiro sushi 2 stars easy.
2	<inc>The first sushi place in Scottsdale was with my gf. To be honest I wasn't really impressed by the whole sushi in the environment. Thankfully I eventually found a few other sushi places but the food and taste combo made hiro sushi 2 stars easy.
3	<inc>The first time I ate sushi in Scottsdale was with my gf. To be honest I was disappointed by the quality of the whole food in the environment. Luckily I eventually went back and tried a few other sushi places but the food tasted good hiro sushi 2 stars easy.
4	<inc>The first time I ate sushi in Scottsdale was with my gf and I was impressed by the quality of the whole food in the restaurant. Fortunately I eventually went back and tried a few other sushi places but I think the food tasted okay, hiro sushi 2 stars easy.
5	<inc>The first time I ate sushi in Scottsdale was with my gf and I was not impressed with the quality of whole food. However, the service was great and I eventually went back and tried a few other sushi places but I think the sushi tasted very good. If you are looking for sushi, hiro's 2 stars easy.
6	<inc>There was only one time I had sushi in Scottsdale. The first time I went to one of the sushi restaurants with the gf. She was very impressed with the freshness of whole fish. However, the service was not terribly good and I eventually went back and tried a few other places but I don't think my taste or overall satisfaction was very good. If you are looking to score 3.5-star sushi 2-star easy if you have the patience.

Table 7: Trajectory of improving the sentiment associated with a review using *ICE*.