
FACE: FAST, ACCURATE AND CONTEXT-AWARE AUDIO ANNOTATION AND CLASSIFICATION

A PREPRINT

✉ **M. Mehrdad Morsali**

Department of Electrical Engineering
Sharif University of Technology
morsali@sharif.edu

✉ **Hoda Mohammadzade**

Department of Electrical Engineering
Sharif University of Technology
hoda@sharif.edu

✉ **Saeed Bagheri Shouraki**

Department of Electrical Engineering
Sharif University of Technology
bagheri-s@sharif.edu

March 8, 2023

ABSTRACT

This paper presents a context-aware framework for feature selection and classification procedures to realize a fast and accurate audio event annotation and classification. The context-aware design starts with exploring feature extraction techniques to find an appropriate combination to select a set resulting in remarkable classification accuracy with minimal computational effort. The exploration for feature selection also embraces an investigation of audio Tempo representation, an advantageous feature extraction method missed by previous works in the environmental audio classification research scope. The proposed annotation method considers outlier, inlier, and hard-to-predict data samples to realize context-aware Active Learning, leading to the average accuracy of 90% when only 15% of data possess initial annotation. Our proposed algorithm for sound classification obtained average prediction accuracy of 98.05% on the UrbanSound8K dataset. The notebooks containing our source codes and implementation results are available at <https://github.com/gitmehrddad/FACE>.

Keywords Context-aware Machine Learning · Active Learning · Sound Classification · Audio Annotation · Audio Tempo Representation (Tempogram) · Semi-supervised Audio Classification · Feature Selection

1 Introduction

In recent years, sound event classification has gained attention due to its application in audio analysis, music information retrieval, noise monitoring, animal call classification, and speech enhancement [1, 2, 3]. The development in the mentioned fields requires annotated recordings [3] and larger datasets instead of the smaller ones [4]. Since labeling audio is time-consuming and expensive, establishing a large-scale labeled audio dataset is arduous [5]. So, it seems necessary to develop reliable methods to label the datasets. There are several methods of determining the labels of unlabeled data. Some papers, including [1, 4, 5, 6, 7, 8] pursue Semi-supervised Learning, and some works, including [2, 3, 9, 10, 11, 12] seek to utilize Active Learning. Regarding the superior annotation accuracy of Active Learning-based approaches, this paper also focuses on Active Learning to determine the labels of audio samples. In certainty-based Active learning, a small portion of data with deterministic labels trains a classifier at first. Then, the classifier labels the unlabeled data, and audio samples with the highest classification certainties join the training set. The cycle of classifier training, classification, and updating the training set continues until the complete annotation of all audio samples.

Solutions proposed for the problem of audio event classification examine several methods. In [1, 4, 5, 7, 8], they suggested utilizing deep multi-layer neural networks to classify the data. The main issue challenging some Deep Learning solutions is the low prediction accuracy, in the case of the model overfitting, due to the scarcity of training data. In the audio classification task, where usually a propitious amount of training samples are available, we won't face the model overfitting; however, in the audio annotation task, where the labels are available only for a small portion of data, the overfitting problem makes the deep multi-layer neural networks less attractive. In [2, 3, 6], they have employed classic machine learning classifiers to classify the data. These methods are potentially less susceptible to overfitting since they have fewer unknown parameters that should get determined during the training. Nevertheless, the classic machine learning approaches suffer from the fixed input size issue.

Regarding the considerable achievements of Context-aware Machine Learning [13], this paper proposes some context-aware solutions for the addressed problems. A context-aware design considers the current situation for decision-making. As a case in point, based on the system's status, a context-aware Machine Learning system might dynamically renew the model fine-tuning and hyperparameter adjustment. The first research contribution of this paper includes a heuristic approach for context-aware feature selection to provide summarized fixed-size input vectors to gain a fast, accurate, and overfitting-resistant classification model. The investigation of the audio signal's Cyclic Tempogram feature would be another contribution of this work in the audio signal classification task. The proposal of a context-aware Active Learning-based method for audio signal annotation is the third research contribution of this paper. The fourth research contribution is the context-aware classifier design to obtain optimum classification results. Section 2 describes the mentioned contributions in data preparation and feature extraction, data annotation, and audio classification. Section 3 discusses the implementation results for the proposed methods. Section 4 concludes the paper.

2 The proposed Method

2.1 Data Preparation and Feature Extraction

Assume a dataset of audio signals with a duration of four seconds under the sampling rate of $22.05KHz$. Since each audio signal consists of 4×22050 samples, the input vector of a classifier operating on that dataset should contain 88200 variables. These variables might distinguish audio signals from each other; however, processing those lengthy input vectors requires large amounts of memory and expensive computational resources. Besides, as the classifier's input vector's length grows, the trained model tends to be more susceptible to overfitting [14]. So, instead of regarding the time contents of an audio signal as the classifier's input vector, some distinctive features extracted from the signal's time contents would form the input vector. A context-aware feature extraction provides good classification accuracy and low model overfitting possibility.

Some previous works, including [15, 16, 17, 18], discussed the various feature extraction methods applicable to the sound event classification task. Following a context-aware approach, we evaluate different feature extraction methods to find the most effective selection among that methods. Since this paper desires fast classification, we overlooked the evaluation of some methods with remarkable classification accuracy gain, like the Scattering Transform, because of their low feature extraction speed. The setup for the ablation study on the features contains a dataset, a feature extraction method, and a classifier.

The employed dataset is UrbanSound8K (US8K) presented in [19], which consists of 10 classes of urban environment's audio events, including air conditioner, car horn, children playing, dog bark, drilling, engine idling, gunshot, jackhammer, siren, and street music. Each class consists of various counts of audio samples, and different-class data are arduous to distinguish for at least half the data classes. There are 8732 audio samples with different sampling rates and a maximum duration of 4 seconds. In this paper, the first step of data preparation is resampling the audio signals with the $22.05KHz$ sampling rate to obtain a uniform dataset. Data compression often ensues signal resampling since the sampling rate of audio signals usually exceeds $22.05KHz$. Since the US8K dataset does not specify a validation set, we regard 10% of the training samples as the validation samples. All context-aware decisions in this paper are made based on the mentioned validation set. The examined features contain local autocorrelation of the onset strength envelope (Tempogram), Chromagram, Mel-scaled Spectrogram, Mel-frequency cepstral coefficients (MFCCs), Spectral Contrast, Spectral flatness, Spectral bandwidth, Spectral centroid, Roll-off frequency, RMS value for each frame of audio samples, tonal centroid features (Tonnetz), and zero-crossing rate of an audio time series. Regarding the lack of investigation history in the environmental sound classification papers, this paper studies the Tempogram, proposed in [20], for the first time.

Most of the mentioned feature extraction methods operate based on windowing an audio signal, so the extracted features are referred to as static since they represent the information of the signal's specific windows. The delta and delta-delta coefficients of the audio signal feature, which respectively indicate the first-order and second-order derivatives of the features, are referred to as dynamic features. The delta features show the speech rate, and the delta-delta features

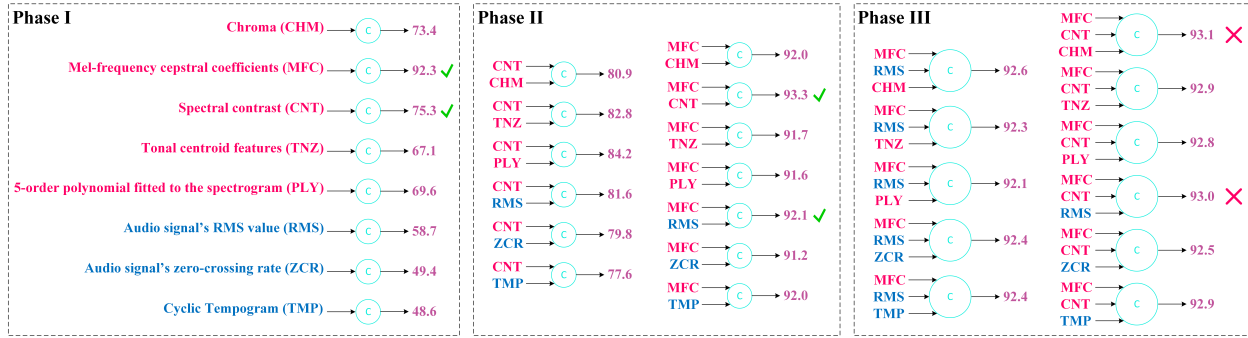


Figure 1: Feature selection results based on the proposed heuristic approach

indicate the speech’s acceleration [21]. Some feature extraction methods generate a Spectrogram, a visual representation of the audio signal’s spectrum of frequencies. Regarding the Spectrogram as an image, we can exert some feature extraction properties from the Computer Vision scope, so we apply a Gaussian filter to the feature vectors before taking derivatives. In [14], feature selection helps to overcome the overfitting problem of the model by reducing the input vector’s dimensions and to obviate the fixed input size issue mentioned in the previous section. The input vector’s length depends on the number of windows used during the feature extraction. When the windows’ count gets too high, the information represented by consecutive windows won’t differ substantially, and when the windows’ count gets too low, the amount of the extracted features won’t suffice to distinguish different audio samples easily. To reduce the data dimensions, the mean and the variance of the extracted features per window would replace the original data. A similar replacement happens for the delta and delta-delta vectors. So, the final feature vector embraces six vectors of floating-point numbers, containing the mean and the variance values for the original feature and first-order and second-order derivatives of it. In this paper, we used the feature extraction tools available by Librosa, a Python package, where most arguments of the feature extraction function are left untouched with their default values. Nevertheless, some function arguments, including the window length and the number of samples per window, got adjusted using the validation data. Before the experiments, we transformed features using Quantiles information into the standard vectors where the value of all elements lies in the range of (-1,1).

A context-aware choice for the classifier would be the one holding the best capability to distinguish the data. There is a dilemma in feature and classifier selection: a classifier might hide the distinction some features provide, while a feature set might hide the resolution some classifiers provide. So, initially, we explore various extracted features using a specific classifier chosen based on our speculation of the data distribution. After feature selection, we try to find the best classifier to distinguish the data.

As the t-SNE plot for the UrbanSound8K dataset samples represented in [22] shows, the data distribution in the features space is heterogeneous and sparse. In a heterogeneous data distribution, the neighborhood of each data sample embraces some data samples with different class labels. Sparse data have a distribution in which the same-class data samples don’t shape dense areas. Assuming that the feature selection in our work also results in heterogeneous and sparse data distribution, we search for a classifier to separate the data classes. Classifiers drawing a linear decision boundary fail to separate sparse and heterogeneous data, and classifiers utilizing non-linear kernels require expensive computational effort. So, a decision tree classifier with an appropriate depth seems profitable. The high potential of model overfitting utilizing the decision tree classifier necessitates using an ensemble of tree classifiers. Despite the improvements, the model overfitting still overshadows the accuracy of the mentioned classifier, so the XGBoost classifier proposes a solution by moving the decision boundaries utilizing regularization [14]. Inspired by the One-vs-All approach that avails the application of binary classifiers for multi-class classification, we propose to employ the One-vs-All XGBoost classifier. In fact, instead of a single multi-class XGBoost classifier, multiple binary XGBoost classifiers draw the decision boundaries, where each classifier tries to separate the members of a specific class from all other data. Regarding the light duty of a binary XGBoost compared to a multi-class XGBoost, the computational overhead of the proposed method would not be an issue.

Figure 1 depicts the feature selection results. To avoid the examination of all features permutations, we followed a heuristic approach, which consists of adding one new feature to each feature set at each phase, reporting the validation sample’s classification accuracy, moving the top-two feature sets to the next study phase, and dropping further investigations when the classification accuracy stopped enhancement. In Figure 1, the results of Phase III don’t show improvement compared to Phase II; therefore, we pick the MFC+CNT combination from Phase II as our final selection. Figure 1 depicts methods’ abbreviations in Phase II and Phase III of the experiment and shows the time-domain features in blue and the frequency-domain features in red. Figure 1 doesn’t represent the Mel-scaled Spectrogram feature

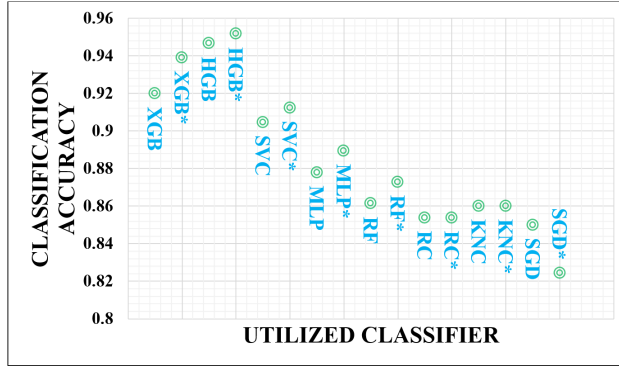


Figure 2: The classification accuracy vs. the utilized classifier

extraction results since MFCC features are not only convertible to the Mel-scaled Spectrogram features but also capable of providing more classification accuracy. Some methods like Spectral flatness, Spectral bandwidth, Spectral centroid, and Roll-off frequency got excluded from Figure 1 because of their poor classification accuracy results. Please note that the reported accuracies belong to a simple classification procedure where no Active Learning or other accuracy optimization techniques are applied. As seen in Figure 1, the remarkable accuracy the MFCC feature provides alone clarifies the reason behind the widespread use of that feature in most previous works. The feature vector of the selected combination consists of 810 floating-point numbers, substantially reducing the computational resources required for the annotation and the classification tasks because it is sufficient to check 810 features instead of 88200 features.

Utilizing various classifiers, Figure 2 shows the classification results where no Active Learning or other accuracy optimization techniques are applied. The experiment focuses on finding the best classifier for the annotation task, so it explores only the classic machine-learning methods. In Figure 2, XGB, HGB, SVC, MLP, RF, RC, KNC, and SGD, respectively, denote the XGBoost, the Histogram-based Gradient Boosting Classifier, the Support Vector Machine, the Multi-layer Perceptron, the Random Forest, the Ridge Classifier, the K-nearest-neighbors Classifier, and the Regularized Linear SVM with Stochastic Gradient Descent learning. In Figure 2, the asterisk sign after the classifier’s name indicates using the classifier in the One-vs-All scheme. Each classifier uses our defined validation set as the test set and the rest of the samples in the US8K dataset as the training set. Figure 2 shows the results in which classifiers succeed in obtaining at least 80% classification accuracy, so it does not contain classifiers like Decision Tree, Gaussian Naive Bayes, AdaBoost, and QDA, which fail to reach 80% classification accuracy. The results of Figure 2 corroborate our speculation of the data distribution and the context-aware classifier selection to separate the classes. As shown in Figure 2, the HGB classifier outperforms the XGB classifier in terms of classification accuracy, but the XGB classifier operates faster. So, for the annotation tasks, we will use a One-vs-All XGBoost classifier, a context-aware choice that provides satisfying classification accuracy on the validation set.

2.2 Data Annotation

For the annotation task, conventionally, it is assumed that a human annotator provides the labels for a small proportion of the data. Such an assumption leads us to avoid using deep neural network classifiers to annotate new samples because the low number of training samples and the high number of model parameters expose the model to overfitting, which in turn causes the prediction accuracy to drop. So, based on the results observed in Section 2.1, we will annotate the data using a One-vs-All XGBoost classifier, a context-aware choice that provides good classification accuracy. Another manifestation of a context-aware framework, realized in our proposed annotation method, is specifying the data the human labeler should annotate. Algorithm 1 shows our proposed annotation method. The Local Outlier Factor (LOF) method, proposed in [23], finds the inlier samples having the least Euclidean distances from their nearest neighbor. The Active Learner, a Python tool from the modAL package, detects hard-to-predict data that are samples with minimum prediction certainty. According to what is shown from line 1 to line 8 of Algorithm 1, a human annotator determines the labels for inlier samples, hard-to-predict samples, and some random samples, uniformly chosen from every different class. The maximum number of selected inlier, hard-to-predict, and random samples are respectively limited to 2.5%, 5%, and 7.5% of the total sample count in the dataset. The philosophy behind choosing inlier samples for initial annotation is that there is a good chance that the neighborhood of the inlier samples embraces the same class samples. The reason behind adding some random data samples to the inlier samples is the possible imbalance in the count of data samples of different classes in the inlier samples. Another reason for adding random samples is to find different-class data samples adjacent to the inlier samples.

Algorithm 1: The proposed method for audio event annotation**Data:** *dataset*: A dataset with unlabeled data**Result:** *Label*: The predicted labels for the dataset

```

1 Label  $\leftarrow$  null;
2 L  $\leftarrow$  dataset.SamplesCount;
3 LocalOutlierFactor(neighbors = 1).Fit(dataset);
4 I  $\leftarrow$  LocalOutlierFactor.Inlier(size = L/40);
5 R  $\leftarrow$  RandomSelection(data = dataset, size = 3L/40);
6 Q  $\leftarrow$  ActiveLearner.query(data = dataset, size = L/20);
7 T  $\leftarrow$  Concatenate(I, R, Q);
8 Label[T]  $\leftarrow$  AskLabel(T);
9 for i  $\leftarrow$  1 to 4 do
10   | Labeller.fit(dataset[T], P[T]);
11   | Prediction  $\leftarrow$  Labeller.Predict(dataset);
12   | Score  $\leftarrow$  Labeller.PredictionScore(dataset);
13   | for j  $\leftarrow$  1 to L do
14     | | Outlier  $\leftarrow$  LocalOutlierFactor.IsOutlier(dataset[j]);
15     | | if Label[j] = null and Outlier = False and Score[j] > 0.7 then
16     | | | Label[j]  $\leftarrow$  Prediction[j];
17     | | | T.Append(j);
18     | | end
19   | end
20 end
21 Labeller.fit(dataset[T], P[T]);
22 Prediction  $\leftarrow$  Labeller.Predict(dataset);
23 for j  $\leftarrow$  1 to L do
24   | if Label[j] = null then
25   | | Label[j]  $\leftarrow$  Prediction[j];
26   | end
27 end

```

In Algorithm 1, line 9 to line 27 indicate the proposed context-aware Active Learning method. The method consists of five stages of data labeling where the predicted samples with reliable prediction accuracy also help determine the labels. In this work, a reliable prediction possesses at least 70% prediction accuracy score. The number of Active Learning stages and the threshold of accepting a prediction as a reliable one are the problem’s hyperparameters, depending on various factors, including the audio samples count, the data separability, the classifier’s accuracy, and the classification’s certainty. The problem’s hyperparameters got adjusted using a validation set, 10% of the unlabeled samples. The major innovation in our method is that it overlooks labeling outlier samples until the last stage of labeling because we believe the presence of outlier data samples among the training samples decreases the labeling accuracy. In the first stage of Active Learning-based labeling, we train a classifier using human-labeled data. Then the trained classifier predicts the labels of dataset samples. Next, the reliable predictions reach the final prediction list and the set of training samples for the classifiers of the further labeling stages. In the last stage of the labeling procedure, the labels predicted for the outlier samples and the remainder of unlabeled data reach the final prediction list unconditionally.

2.3 Data Classification

Figure 3 shows the proposed neural network for audio classification. Figure 3 demonstrates the convolutional blocks in blue and the locally connected convolutional blocks in green. The locally connected convolutional blocks work similarly to convolutional blocks; however, unlike convolutional blocks, a different set of filters is applied at each input patch selected by the kernel window. The number on each block indicates the kernel size for that block, and the number above each column of blocks shows the number of filters. All blocks enjoy Batch Normalization, followed by a LeakyReLU activation function. We merge the outputs of five parallel streams, depicted in Figure 3, by an addition operation. The last layers of the neural network are two fully-connected layers, joined together through a dropout layer. We adjusted the neural network’s hyperparameters, including filter count, kernel sizes, dropout ratio, and the number of training epochs, using a validation set containing 10% of training samples. In the neural network design, we preferred in-width extension to in-depth expansion, which makes the neural network operate faster by providing the opportunity for parallel computations of five parallel streams.

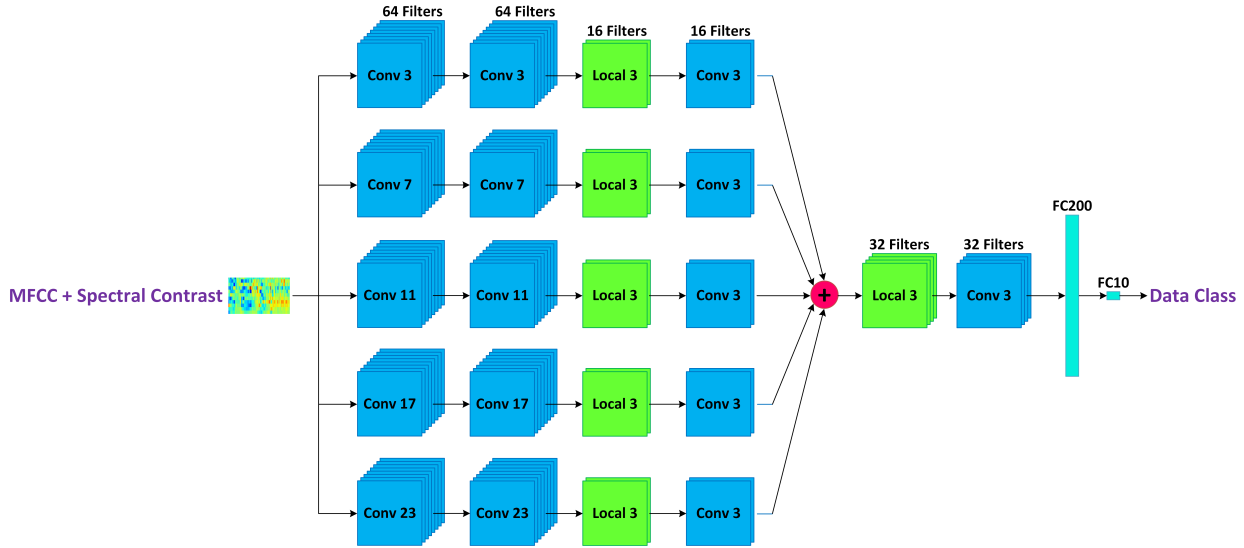


Figure 3: The proposed Neural Network for the audio classification task

Table 1: Annotation Accuracy Results with a Labeling Budget of 15%

Method	Approach	Accuracy
SSCDE[6]	Semi-supervised Learning	35
CRTAL+SSL[9, 10]	Active Learning and Semi-supervised Learning	50
LDAL[11]	Dictionary-based Active Learning	55
DBAL[12]	Dictionary-based Active Learning	57
MAL[3]	Active Learning	61
This work (FACE)	Context-aware Active Learning	90

3 Implementation Results

Following the convention of this paper’s references, [3, 6, 9, 10, 11, 12], we have tested our proposed context-aware annotation method on the UrbanSound8K dataset. As mentioned in Section 2, we assume a labeling budget of 15%, meaning that the labels are deterministic for only 15% of the data before the labeling process. Table 1 shows the labeling accuracy results, indicating 90% of accuracy, which is improved by 29% compared to the best previously reported works.

For the sound classification task, we trained our neural network in 25 epochs using a *SGD* optimizer with a learning rate of 0.01. We determine the maximum number of training epochs and the optimizer settings such that the classification accuracy on the validation data, 10% of the training set, reaches its highest value. Regarding the popularity of the UrbanSound8K dataset for the audio classification task, Table 2 shows the classification accuracy results on the UrbanSound8K dataset. As the results of Table 2 indicate, our proposed method achieved the classification accuracy of 98.05%, which is higher than any other reported works to date. Presenting another measure for our classification method’s quality assessment, Figure 4 depicts the classification confusion matrix for the UrbanSound8K dataset. To study the effect of Active Learning on classification accuracy enhancement, we let the Active Learner, a Python tool from the *modAL* package, inquire about the labels of some test set samples. We observed that it is possible to achieve 100% classification accuracy by providing the data labels for only 0.9% of the test data.

The notebooks containing our source codes and implementation results are available at <https://github.com/gitmehrdad/FACE>.

4 Conclusion

This paper presented a fast, accurate, and context-aware method that can get employed to annotate and classify the audio signals. A context-aware approach utilized in feature selection, classifier design, and annotation algorithm design

Table 2: Classification Accuracy Results

Method	Accuracy
MAL[3]	65
CRTAL+SSL[9, 10]	65
DBAL[12]	67
LDAL[11]	68
CDSS[5]	78
AemNet-DW[24]	83.6
Graph wo/ FF Ontology[22]	89.0
TFCNN[25]	93.1
SacNet-8[18]	95.3
TSCNN[26]	95.7
TSCNN-DS[17]	97.2
MHAT[15]	97.5
This work (FACE)	98.05
This work (FACE + Active Learning)	100

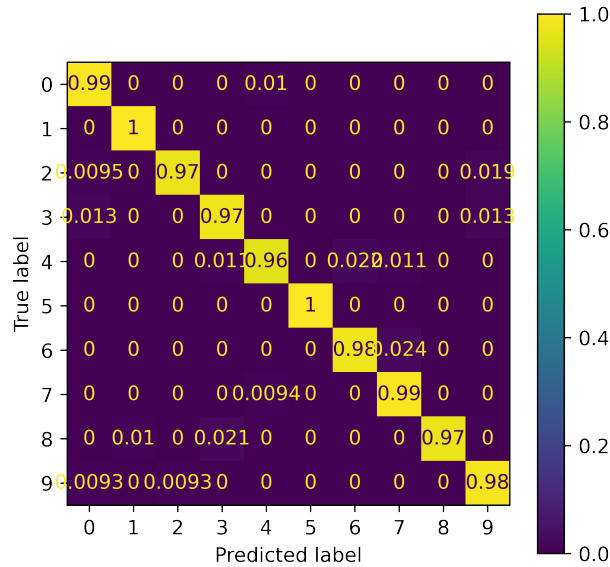


Figure 4: The classification confusion matrix on the US8K dataset

remarkably improves our methods’ accuracy in both annotation and classification tasks. The compact extracted features vector and the computationally efficient classification scheme avail a fast labeler, annotating nearly 8000 audio samples with 90% of accuracy in less than a minute using a free computing platform of Google Colaboratory. Our proposed method obtained an average classification accuracy of 98.05% on the US8K dataset. The achieved classification accuracy is the best-reported one compared to previous works. An Active Learning procedure boosts the classification accuracy to the value of 100% by asking for the labels of only 0.9% of the test data.

References

- [1] Siddharth Gururani and Alexander Lerch. Semi-supervised audio classification with partially labeled data. In *2021 IEEE International Symposium on Multimedia (ISM)*, pages 111–114, 2021. doi:10.1109/ISM52913.2021.00027.
- [2] Yu Wang, Ana Elisa Mendez Mendez, Mark Cartwright, and Juan Pablo Bello. Active learning for efficient audio annotation and classification with a large amount of unlabeled data. In *ICASSP 2019 - 2019 IEEE International Conference on Acoustics, Speech and Signal Processing (ICASSP)*, pages 880–884, 2019. doi:10.1109/ICASSP.2019.8683063.

- [3] Zhao Shuyang, Toni Heittola, and Tuomas Virtanen. Active learning for sound event classification by clustering unlabeled data. In *2017 IEEE International Conference on Acoustics, Speech and Signal Processing (ICASSP)*, pages 751–755, 2017. doi:10.1109/ICASSP.2017.7952256.
- [4] Eduardo Fonseca, Shawn Hershey, Manoj Plakal, Daniel P. W. Ellis, Aren Jansen, and R. Channing Moore. Addressing missing labels in large-scale sound event recognition using a teacher-student framework with loss masking. *IEEE Signal Processing Letters*, 27:1235–1239, 2020. doi:10.1109/LSP.2020.3006378.
- [5] Donmoon Lee and Kyogu Lee. Cross-domain semi-supervised audio event classification using contrastive regularization. In *2021 IEEE Workshop on Applications of Signal Processing to Audio and Acoustics (WASPAA)*, pages 196–200, 2021. doi:10.1109/WASPAA52581.2021.9632721.
- [6] Jun Takagi, Yasunori Ohishi, Akisato Kimura, Masashi Sugiyama, Makoto Yamada, and Hirokazu Kameoka. Automatic audio tag classification via semi-supervised canonical density estimation. In *2011 IEEE International Conference on Acoustics, Speech and Signal Processing (ICASSP)*, pages 2232–2235, 2011. doi:10.1109/ICASSP.2011.5946925.
- [7] Teck Kai Chan, Cheng Siong Chin, and Ye Li. Semi-supervised nmf-cnn for sound event detection. *IEEE Access*, 9:130529–130542, 2021. doi:10.1109/ACCESS.2021.3113903.
- [8] Diego De Benito-Gorrón, Daniel Ramos, and Doroteo T. Toledano. A multi-resolution crnn-based approach for semi-supervised sound event detection in dcase 2020 challenge. *IEEE Access*, 9:89029–89042, 2021. doi:10.1109/ACCESS.2021.3088949.
- [9] Dilek Hakkani-Tür, Giuseppe Riccardi, and Allen Gorin. Active learning for automatic speech recognition. In *2002 IEEE International Conference on Acoustics, Speech, and Signal Processing*, volume 4, pages IV–3904–IV–3907, 2002. doi:10.1109/ICASSP.2002.5745510.
- [10] Malte Darnstädt, Hendrik Meutzner, and Dorothea Kolossa. Reducing the cost of breaking audio captchas by active and semi-supervised learning. In *2014 13th International Conference on Machine Learning and Applications*, pages 67–73, 2014. doi:10.1109/ICMLA.2014.16.
- [11] Xiao Qin, Wanting Ji, Ruili Wang, and ChangAn Yuan. Learnt dictionary based active learning method for environmental sound event tagging. *Multimedia Tools and Applications*, 78, 2019. doi:10.1007/s11042-018-7139-2.
- [12] Wanting Ji, Ruili Wang, and Junbo Ma. Dictionary-based active learning for sound event classification. *Multimedia Tools and Applications*, 78, 2019. doi:10.1007/s11042-018-6380-z.
- [13] Yun Zeng. Context aware machine learning. 2019. doi:10.48550/ARXIV.1901.03415.
- [14] Trevor Hastie, Robert Tibshirani, and Jerome Friedman. *The Elements of Statistical Learning*. Springer Series in Statistics. Springer New York Inc., 2009.
- [15] Shen Song, Cong Zhang, and Zhihui Wei. Research on scattering transform of urban sound events detection based on self-attention mechanism. *IEEE Access*, 10:120804–120822, 2022. doi:10.1109/ACCESS.2022.3222495.
- [16] Theodoros Theodorou, Iosif Mporas, and Nikos Fakotakis. Automatic sound recognition of urban environment events. In Andrey Ronzhin, Rodmonga Potapova, and Nikos Fakotakis, editors, *Speech and Computer*, pages 129–136. Springer International Publishing, 2015. doi:10.1007/978-3-319-23132-7_16.
- [17] Yu Su, Ke Zhang, Jingyu Wang, and Kurosh Madani. Environment sound classification using a two-stream cnn based on decision-level fusion. *Sensors*, 19(7), 2019. doi:10.3390/s19071733.
- [18] Minze Li, Wu Huang, and Tao Zhang. Attention based convolutional neural network with multi-frequency resolution feature for environment sound classification. *Neural Processing Letters*, 2022. doi:10.1007/s11063-022-11041-y.
- [19] Justin Salamon, Christopher Jacoby, and Juan Pablo Bello. A dataset and taxonomy for urban sound research. In *Proceedings of the 22nd ACM international conference on Multimedia*. ACM, 2014. doi:10.1145/2647868.2655045.
- [20] Peter Grosche, Meinard Müller, and Frank Kurth. Cyclic tempogram—a mid-level tempo representation for musicsignals. In *2010 IEEE International Conference on Acoustics, Speech and Signal Processing*, pages 5522–5525, 2010. doi:10.1109/ICASSP.2010.5495219.
- [21] K. Sreenivasa Rao and K E Manjunath. *Speech Recognition Using Articulatory and Excitation Source Features*. SpringerBriefs in Speech Technology. Springer Cham, 2017. doi:10.1109/ICASSP.2012.6288282.
- [22] Yiwei Sun and Shabnam Ghaffarzadegan. An ontology-aware framework for audio event classification. In *ICASSP 2020 - 2020 IEEE International Conference on Acoustics, Speech and Signal Processing (ICASSP)*, pages 321–325, 2020. doi:10.1109/ICASSP40776.2020.9053389.

-
- [23] Markus M. Breunig, Hans-Peter Kriegel, Raymond T. Ng, and Jörg Sander. Lof: Identifying density-based local outliers. *SIGMOD Rec.*, 29(2):93–104, may 2000. doi:10.1145/335191.335388.
- [24] Paulo Lopez-Meyer, Juan A. del Hoyo Ontiveros, Hong Lu, and Georg Stemmer. Efficient end-to-end audio embeddings generation for audio classification on target applications. In *ICASSP 2021 - 2021 IEEE International Conference on Acoustics, Speech and Signal Processing (ICASSP)*, pages 601–605, 2021. doi:10.1109/ICASSP39728.2021.9414229.
- [25] Wenjie Mu, Bo Yin, Xianqing Huang, Jiali Xu, and Zehua Du. Environmental sound classification using temporal-frequency attention based convolutional neural network. *Scientific Reports*, 11, 2021. doi:10.1038/s41598-021-01045-4.
- [26] Xifeng Dong, Bo Yin, Yanping Cong, Zehua Du, and Xianqing Huang. Environment sound event classification with a two-stream convolutional neural network. *IEEE Access*, 8:125714–125721, 2020. doi:10.1109/ACCESS.2020.3007906.