

NEURAL COMPOSITIONAL RULE LEARNING FOR KNOWLEDGE GRAPH REASONING

Kewei Cheng *

Department of Computer Science, UCLA
viviancheng@cs.ucla.edu

Nesreen K. Ahmed

Intel Labs
nesreen.k.ahmed@intel.com

Yizhou Sun

Department of Computer Science, UCLA
yzsun@cs.ucla.edu

ABSTRACT

Learning logical rules is critical to improving reasoning in KGs. This is due to their ability to provide logical and interpretable explanations when used for predictions, as well as their ability to generalize to other tasks, domains, and data. While recent methods have been proposed to learn logical rules, the majority of these methods are either restricted by their computational complexity and cannot handle the large search space of large-scale KGs, or show poor generalization when exposed to data outside the training set. In this paper, we propose an end-to-end neural model for learning compositional logical rules called NCRL. NCRL detects the best compositional structure of a rule body, and breaks it into small compositions in order to infer the rule head. By recurrently merging compositions in the rule body with a recurrent attention unit, NCRL finally predicts a single rule head. Experimental results show that NCRL learns high-quality rules, as well as being generalizable. Specifically, we show that NCRL is scalable, efficient, and yields state-of-the-art results for knowledge graph completion on large-scale KGs. Moreover, we test NCRL for systematic generalization by learning to reason on small-scale observed graphs and evaluating on larger unseen ones.

1 INTRODUCTION

Knowledge Graphs (KGs) provide a structured representation of real-world facts (Ji et al., 2021), and they are remarkably useful in various applications (Graupmann et al., 2005; Lukovnikov et al., 2017; Xiong et al., 2017; Yih et al., 2015). Since KGs are usually incomplete, KG reasoning is a crucial problem in KGs, where the goal is to infer the missing knowledge using the observed facts.

This paper investigates how to learn logical rules for KG reasoning. Learning logical rules is critical for reasoning tasks in KGs and has received recent attention. This is due to their ability to: (1) provide interpretable explanations when used for prediction, and (2) generalize to new tasks, domains, and data (Qu et al., 2020; Lu et al., 2022; Cheng et al., 2022). For example, in Fig. 1, the learned rules can be used to infer new facts related to objects that are unobserved in the training stage.

Moreover, logical rules naturally have an interesting property - called *compositionality*: where the meaning of a whole logical expression is a function of the meanings of its parts and of the way they are combined (Hupkes et al., 2020). To concretely explain compositionality, let us consider the family relationships shown in Fig. 2. In Fig. 2(a), we show that the rule $(\text{hasUncle} \leftarrow \text{hasMother} \wedge \text{hasMother} \wedge \text{hasSon})$ forms a composition of smaller logical expressions, which can be expressed as a hierarchy, where predicates (i.e., relations) can be combined and replaced by another single predicate. For example, predicates hasMother and hasMother can be combined and replaced by predicate hasGrandma as shown in Fig. 2(a). As such, by recursively combining predicates into a composition and reducing the composition into a single predicate, we can finally infer the rule head (i.e., hasUncle) from the rule body. While there are various possible hierarchical trees to represent such rules, not all of them are valid given the observed relations in the KG. For example, in

*work was done when author was an intern at Intel Labs

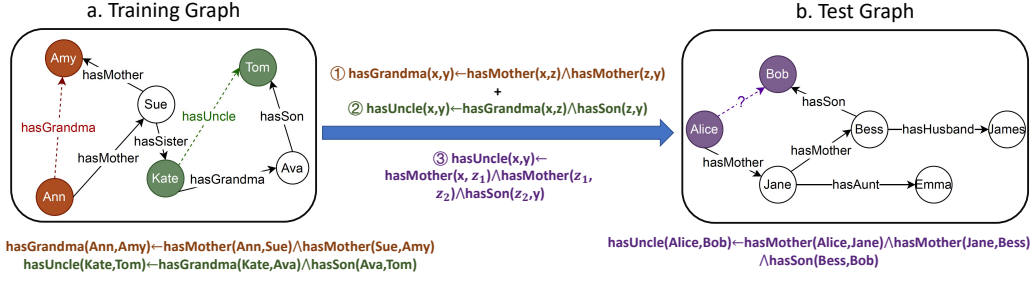


Figure 1: Illustration of how the compositionality of logical rules helps improve systematic generalization. (a) logical rule extraction from the observed graph (i.e., training stage) and (b) Inference on an unseen graph (i.e., test stage). The train and the test graphs have disjoint sets of entities. By combining logical rules ① and ② we can successfully learn rule ③ for prediction on unseen graphs.

Fig. 2(b), given a KG which only contains relations $\{\text{hasMother}, \text{hasSon}, \text{hasGrandma}, \text{hasUncle}\}$, it is possible to combine hasMother and hasSon first. However, there is no proper predicate to represent it in the KG. Therefore, learning a high-quality compositional structure for a given logical expression is critical for rule discovery, and it is the focus of our work.

In this work, our objective is to learn rules that generalize to large-scale tasks and unseen graphs. Let us consider the example in Fig. 1. From the training KG, we can extract two rules – rule ①: $\text{hasGrandma}(x,y) \leftarrow \text{hasMother}(x,z) \wedge \text{hasMother}(z,y)$ and rule ②: $\text{hasUncle}(x,y) \leftarrow \text{hasGrandma}(x,z) \wedge \text{hasSon}(z,y)$. We also observe that the necessary rule to infer the relation between *Alice* and *Bob* in the test KG is rule ③: $\text{hasUncle}(x,y) \leftarrow \text{hasMother}(x,z_1) \wedge \text{hasMother}(z_1,z_2) \wedge \text{hasSon}(z_2,y)$, which is not observed in the training KG. However, using compositionality to combine rules ① and ②, we can successfully learn rule ③ which is necessary for inferring the relation between *Alice* and *Bob* in the test KG. The successful prediction in the test KG shows the model’s ability for systematic generalization, i.e., learning to reason on smaller graphs and making predictions on unseen graphs (Sinha et al., 2019).

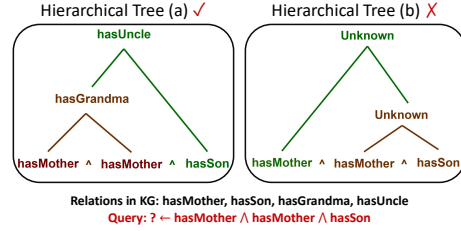


Figure 2: Learning an accurate hierarchical structure is significant for rule discovery: (a) a good compositional structure; (b) an improper compositional structure.

Although compositionality is crucial for learning logical rules, most of existing logical rule learning methods fail to exploit it. In traditional AI, inductive Logic Programming (ILP) (Muggleton & De Raedt, 1994; Muggleton et al., 1990) is the most representative symbolic method. Given a collection of positive examples and negative examples, an ILP system aims to learn logical rules which are able to entail all the positive examples while excluding any of the negative examples. However, it is difficult for ILP to scale beyond small rule sets due to their restricted computational complexity to handle the large search space of compositional rules. There are also some recent neural-symbolic methods that extend ILP, e.g., neural logic programming methods (Yang et al., 2017; Sadeghian et al., 2019) and principled probabilistic methods (Qu et al., 2020). Neural logic programming simultaneously learns logical rules and their weights in a differentiable way. Alternatively, principled probabilistic methods separate rule generation and rule weight learning by introducing a rule generator and a reasoning predictor. However, most of these approaches are particularly designed for the KG completion task. Moreover, since they require an enumeration of rules given a maximum rule length T , the complexity of these methods grows exponentially as max rule length increases, which severely limits their systematic generalization capability. To overcome these issues, several works such as conditional theorem provers (CTPs) (Minervini et al., 2020b), recurrent relational reasoning (R5) (Lu et al., 2022) focused on the model’s systematicity instead. CTPs learn an adaptive strategy for selecting subsets of rules to consider at each step of the reasoning via gradient-based optimization while R5 performs rule extraction and logical reasoning with deep reinforcement learning equipped with a dynamic rule memory. Despite their strong generalizability to larger unseen graphs beyond the training sets (Sinha et al., 2019), they cannot handle KG completion tasks for large-scale KGs due to their high computational complexity.

In this paper, we propose an end-to-end neural model to learn compositional logical rules for KG reasoning. Our proposed NCRL approach is scalable and yields state-of-the-art (SOTA) results for KG completion on large-scale KGs. NCRL shows strong systematic generalization when tested on larger unseen graphs beyond the training sets. NCRL views a logical rule as a composition of predicates and learns a hierarchical tree to express the rule composition. More specifically, NCRL breaks the rule body into small atomic compositions in order to infer the rule head. By recurrently merging compositions in the rule body with a recurrent attention unit, NCRL finally predicts a single rule head. The main contributions of this paper are summarized as follows:

- We formulate the rule learning problem from a new perspective and define the score of a logical rule based on the semantic consistency between rule body and rule head.
- NCRL presents an end-to-end neural approach to exploit the compositionality of a logical rule in a recursive way to improve the models’ systematic generalizability.
- NCRL is scalable and yields SOTA results for KG completion on large-scale KGs and demonstrates strong systematic generalization to larger unseen graphs beyond training sets.

2 NOTATION & PROBLEM DEFINITION

Knowledge Graph. A KG, denoted by $\mathcal{G} = \{E, R, O\}$, consists of a set of entities E , a set of relations R and a set of observed facts O . Each fact in O is represented by a triple (e_i, r_k, e_j) .

Horn Rule. Horn rules, as a special case of first-order logical rules, are composed of a body of conjunctive predicates (i.e., relations are called also predicates) and a single-head predicate. In this paper, we are interested in mining chain-like **compositional Horn rules**¹ in the following form.

$$s(r_h, \mathbf{r}_b) : r_h(x, y) \leftarrow r_{b_1}(x, z_1) \wedge \cdots \wedge r_{b_n}(z_{n-1}, y) \quad (1)$$

where $s(r_h, \mathbf{r}_b) \in [0, 1]$ is the confidence score associated with the rule, and $r_h(x, y)$ is called **rule head** and $r_{b_1}(x, z_1) \wedge \cdots \wedge r_{b_n}(z_{n-1}, y)$ is called **rule body**. Combining rule head and rule body, we denote a Horn rule as (r_h, \mathbf{r}_b) where $\mathbf{r}_b = [r_{b_1}, \dots, r_{b_n}]$.

Logical Rule Learning. Logical rule learning aims to learn a confidence score $s(r_h, \mathbf{r}_b)$ for each rule (r_h, \mathbf{r}_b) in **rule space** to measure its plausibility. During rule extraction, the top k rules with the highest scores will be selected as the learned rules.

3 NEURAL COMPOSITIONAL RULE LEARNING (NCRL)

In this section, we introduce our NCRL to learn compositional logical rules. Instead of using the frequency of *rule instances* to measure the plausibility of logical rules, we define the score of a logical rule as the probability that the rule body can be replaced by the rule head based on its semantic consistency. The semantic consistency between a rule body and a rule head means that the body implies the head with a high probability. An overview of NCRL is shown in Fig. 3. NCRL starts by sampling a set of paths from a given KG, and further splitting each path into short compositions using a sliding window. Then, NCRL uses a reasoning agent to reason over all the compositions to select one composition. NCRL uses a recurrent attention unit to transform the selected composition into a single relation represented as a weighted combination of existing relations. By recurrently merging compositions in the path, NCRL finally predicts the rule head. Algorithm 1 outlines the learning procedure of NCRL. Source code is available at <https://github.com/vivian1993/NCRL.git>.

3.1 LOGICAL RULE LEARNING WITH RECURRENT ATTENTION UNIT

As discussed in Section 1, while the rule body can be viewed as a sequence, it naturally exhibits a rich hierarchical structure. The semantics of the rule body is highly dependent on its hierarchical structure, which cannot be exploited by most of the existing rule learning methods. To explicitly allow our model to capture the hierarchical nature of the rule body, we need to learn how the relations in the rule body are combined as well as the principle to reduce each composition in the hierarchical tree into a single predicate.

¹An instance of rule body of chain-like compositional Horn rules is corresponding to a path in KG

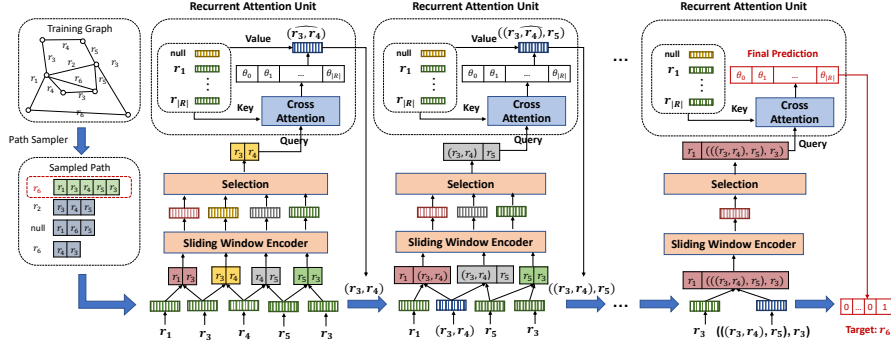


Figure 3: An overview of NCRL. It samples paths from KG (e.g., $[r_1, r_3, r_4, r_5, r_3]$), and predicts the relations that directly connect the sampled paths (e.g., r_6) based on the learned rules. NCRL takes the embeddings of predicates in the sampled paths as the input and outputs θ as the probability of each relation to be the rule head.

3.1.1 HIERARCHICAL STRUCTURE LEARNING

The hierarchical structure of logical rules is learned in an iterative way. At each step, NCRL selects only one composition from the rule body and replaces the selected composition with another single predicate based on the recurrent attention unit to reduce the rule body. Although rule body is hierarchical, when operations are very local (i.e., leaf-level composition), a composition is strictly sequential. To identify a composition from a sampled path, we use a sliding window with different lengths to decompose the sampled paths into compositions of different sizes. In our implementation, we vary the size of the sliding window among $\{2, 3\}$. Given a fixed window size s , sliding windows are generated by a size s window which slides through the rule body $\mathbf{r}_b = [r_{b_1}, \dots, r_{b_n}]$.

Sliding Window Encoder. When operations are over a local sliding window (i.e., composition), the relations within a sliding window should strictly follow a chain structure. Sequence models can be utilized to encode a sliding window. Considering the tradeoff between model complexity and performance, we chose RNN (Schuster & Paliwal, 1997) over other sequence models to encode the sequence. For example, taking i -th sliding window whose size is 2 (i.e., $w_i = [r_{b_i}, r_{b_{i+1}}]$) as the input, RNN outputs:

$$[\mathbf{h}_i, \mathbf{h}_{i+1}] = \text{RNN}(w_i) \quad (2)$$

where $\mathbf{h}_i \in \mathbb{R}^d$ is a hidden-state of predicate r_{b_i} in w_i . Since the final hidden-state \mathbf{h}_{i+1} is usually used to represent the whole sequence, we represent the sliding window as $\mathbf{w}_i = \mathbf{h}_{i+1}$.

Composition Selection. \mathbf{w}_i is useful to estimate how likely the relations in i -th window appear together. If these relations always appear together, they have a higher probability to form a meaningful composition. To incorporate this observation into our model, we select the sliding window by computing:

$$\mu = \text{softmax}([f(\mathbf{w}_1), f(\mathbf{w}_2), \dots, f(\mathbf{w}_{n+1-s})]) \quad (3)$$

where f is a fully connected neural network. It learns the probability of i -th window to be a meaningful composition from its representation \mathbf{w}_i . w_i with the highest μ_i will be selected as the input to the recurrent attention unit.

3.1.2 RECURRENT ATTENTION UNIT

Note that rule induction following its underlying hierarchical structure is a recurrent process. Therefore, we propose a novel recurrent attention unit to recurrently reduce the selected composition into a single predicate until it outputs a final relation.

Attention-based Induction. The goal of a recurrent attention unit is to reduce the selected composition into a single predicate, which can be modeled as matching the composition with another single predicate based on its semantic consistency. Since attention mechanisms yield impressive results in Transformer models by capturing the semantic correlation between every pair of tokens in natural language sentence (Vaswani et al., 2017), we propose to utilize attention to reduce the selected composition \mathbf{w}_i . Note that we may not always find an existing relation to replace the selected composition. For example, given the composition $[\text{hasBrother}, \text{hasWife}]$, none of the existing relations can be used to represent it. As such, in order to accommodate unseen relations, we incorporate

a “null” predicate into potential rule heads and denote it as r_0 . The embedding corresponding to r_0 is set as the representation of the selected composition \mathbf{w}_i . In this way, when there is no direct link closing a sampled path (which means we do not have the ground truth about the rule head), we use the representation of the selected composition to represent itself rather than replace it with an existing relation. Let $H \in \mathbb{R}^{(|R|+1) \times d}$ be the matrix of the concatenation of all head relations, where $H_0 = \mathbf{w}_i \in \mathbb{R}^d$ is set as the selected composition. By taking \mathbf{w}_i as a query and H as the content, the scaled dot-product attention θ ² can be computed to estimate the semantic consistency between the selected composition and its potential heads:

$$\theta = \text{softmax}\left(\frac{\mathbf{w}_i W_Q (H W_K)^T}{\sqrt{d}}\right) \quad (4)$$

where $W_Q, W_K \in \mathbb{R}^{d \times d}$ are learnable parameters that project the inputs into the space of query and key. $\theta \in \mathbb{R}^{|R|+1}$ is the learned attention, in which θ_j measures $p(r_j | w_i)$ - the probability that the selected composition can be replaced by the predicate r_j based on their semantic consistency. Given θ , we are able to compute a new representation for the selected composition as a weighted combination of all head relations (i.e., values) each weighted by its attention weight:

$$\widehat{\mathbf{w}}_i = \theta H W_V \quad (5)$$

where $\widehat{\mathbf{w}}_i \in \mathbb{R}^d$ is the new representation of the selected composition. We project the key and value to the same space by requiring $W_V = W_K$ because the keys and the values are both embeddings of relations in KG. As shown in Fig. 3, we can reduce the long rule body $[r_{b_1}, r_{b_2}, \dots, r_{b_n}]$ by recursively applying the attention unit to replace its composition $(r_{b_i}, r_{b_{i+1}})$ with a single predicate. In the final step of the prediction, the attention θ computed following Eq. 4 collects the probability that the rule body can be replaced by each of the head relations.

3.2 TRAINING AND RULE EXTRACTION

NCRL is trained in an end-to-end fashion. It starts by sampling paths from an input KG and predicts the relation which directly closes the sampled paths based on learned rules.

Path Sampling. We utilize a random walk (Spitzer, 2013) sampler to sample paths that connect two entities from the KG. Formally, given a source entity x_0 , we simulate a random walk of max length n . Let x_i denote the i -th node in the walk, which is generated by the following distribution:

$$p(x_i = e_i | x_{i-1} = e_j) = \begin{cases} \frac{1}{|\mathcal{N}(e_j)|}, & \text{if } (e_i, e_j) \in E \\ 0, & \text{otherwise} \end{cases} \quad (6)$$

where $|\mathcal{N}(e_j)|$ is the neighborhood size of entity e_j . Different from a random walk, each time after we sample the next entity x_i , we add all the edges which can directly connect x_0 and x_i . We denote the path connecting two nodes x_0 and x_n as p , where $p = [r_{b_1}, \dots, r_{b_n}]$, indicating $x_0 \xrightarrow{r_1} \dots \xrightarrow{r_n} x_n$. We also denote the relation that directly connects x_0 and x_n as r_h . If none of the relations directly connects the x_0 and x_n , we set r_h as “null”. We control the ratio of non-closed paths to ensure a majority of sampled paths are associated with an observed head relation.

Objective Function. Our goal is to maximize the likelihood of the observed relation r_h , which directly closes the sampled path p . The attention θ collects the predicted probability for p being closed by each of the head relations. We formulate the objective using the cross-entropy loss as:

$$- \sum_{(p, r_h) \in \mathcal{P}} \sum_{k=0}^{|R|} \mathbf{y}_k^{r_h} \log \theta_k^p \quad (7)$$

where \mathcal{P} denotes a set of sampled paths from a given KG, $\mathbf{y}^{r_h} \in \{0, 1\}^{|R|+1}$ is the one-hot encoded vector such that only the r_h -th entry is 1, and $\theta^p \in \mathbb{R}^{|R|+1}$ is the learned attention for the sampled path p . In particular, θ_0^p represents the probability that the sampled path cannot be closed by any existing relations in KG.

² θ is specific to the query composition \mathbf{w}_i .

Rule Extraction. To recover logical rules, we calculate the score $s(r_h, \mathbf{r}_b)$ for each rule (r_h, \mathbf{r}_b) in rule space based on the learned model. Given a candidate rule (r_h, \mathbf{r}_b) , we reduce the rule body \mathbf{r}_b into a single head r_h by recursively merge compositions in path \mathbf{r}_b . At the final step of the prediction, we learn the attention $\theta = [\theta_0, \dots, \theta_{|R|}]$, where θ_k is the score of rule (r_k, \mathbf{r}_b) . The top k rules with the highest score will be selected as learned rules.

4 EXPERIMENTS

logical rules are valuable for various downstream tasks, such as (1) *KG completion task*, which aims to infer the missing entity given the query $(h, r, ?)$ or $(?, r, t)$; (2) A more challenging *inductive relational reasoning task*, which tests the systematic generalization capability of the model by inferring the missing relation between two entities (i.e., $(h, ?, t)$) with more hops than the training data. A majority of existing methods can handle only one of these two tasks (e.g., RNNLogic is designed for the KG completion task while R5 is designed for the inductive relational reasoning task). In this section, we show that our method is superior to existing SOTA algorithms on both tasks. In addition, we also empirically assess the interpretability of the learned rules.

4.1 KNOWLEDGE GRAPH COMPLETION

KG completion is a classic task widely used by logical rule learning methods such as Neural-LP (Yang et al., 2017), DRUM (Sadeghian et al., 2019) and RNNLogic (Qu et al., 2020) to evaluate the quality of learned rules. An existing algorithm called forward chaining (Salvat & Mugnier, 1996) can be used to predict missing facts from logical rules.

Datasets. We use six widely used benchmark datasets to evaluate our NCRL in comparison to SOTA methods from knowledge graph embedding and rule learning methods. Specifically, we use the Family (Hinton et al., 1986), UMLS (Kok & Domingos, 2007), Kinship (Kok & Domingos, 2007), WN18RR (Dettmers et al., 2018), FB15K-237 (Toutanova & Chen, 2015), YAGO3-10 (Suchanek et al., 2007) datasets. The statistics of the datasets are given in Appendix A.3.1.

Evaluation Metrics. We mask the head or tail entity of each test triple and require each method to predict the masked entity. During the evaluation, we use the filtered setting (Bordes et al., 2013) and three evaluation metrics, i.e., Hit@1, Hit@10, and MRR.

Comparing with Other Methods. We evaluate our method against SOTA methods, including (1) traditional KG embedding (KGE) methods (e.g., TransE (Bordes et al., 2013), DistMult (Yang et al., 2014), ConvE (Dettmers et al., 2018), ComplEx (Trouillon et al., 2016) and RotatE (Sun et al., 2019)); (2) logical rule learning methods (e.g., Neural-LP (Yang et al., 2017), DRUM (Sadeghian et al., 2019), RNNLogic (Qu et al., 2020) and RLogic (Cheng et al., 2022)). The systematic generalizable methods (e.g., CTPs and R5) cannot handle KG completion tasks due to their high complexity.

Results. The comparison results are presented in Table 1. We observe that: (1) Although NCRL is not designed for KG completion task, compared with KGE models, it achieves comparable results on all datasets, especially on Family, UMLS, and WN18RR datasets; (2) NCRL consistently outperforms all other rule learning methods with significant performance gain in most cases.

4.1.1 ABLATION STUDY

Performance w.r.t. Data Sparsity. We construct sparse KG by randomly removing a triples from the original dataset. Following this approach, we vary the sparsity ratio a among $\{0.33, 0.66, 1\}$ and report performance on different methods over the KG completion task on Kinship dataset. As presented in Fig. 4, the performance of NCRL does not vary a lot with different sparsity ratio a , which is appealing in practice. More analysis of other datasets is given in Appendix A.3.2.

Algorithm 1: Learning Algorithm

Input: Observed triples in KG O

Output: Relation embeddings

```

1  $\mathcal{P} = \text{SamplePaths}(O)$ 
2 for  $(p, r_h) \in \mathcal{P}$  do
3   while  $\text{len}(p) > s$  do
4     // Decompose  $p$  with a sliding window,
       // whose size is  $s$ 
5      $[w_1, \dots, w_{n+1-s}] = \text{Decompose}(p)$ 
6     // Select a composition
7      $[\mathbf{w}_1, \dots, \mathbf{w}_{n+1-s}] =$ 
        $\text{RNN}([w_1, \dots, w_{n+1-s}])$ 
8      $\mathbf{w}_i = \text{Select}([\mathbf{w}_1, \dots, \mathbf{w}_{n+1-s}])$ 
9     // Apply recurrent attention unit
10     $\hat{\mathbf{w}}_i = \text{Attn}(\mathbf{w}_i)$ 
11    // Reduce the sampled path  $p$ 
12     $p = [\mathbf{r}_{b_1}, \dots, \mathbf{w}_i, \dots, \mathbf{r}_{b_n}]$ 
13  end
14  // Final prediction
15   $\mathbf{w} = \text{RNN}(p)$ 
16  Take  $\mathbf{w}$  as the query and compute  $\theta$  based on
    Eq. 4
17  Minimize the loss in Eq. 7
18 end
```

Table 1: KG completion. The red numbers represent the best performances among all methods, while the blue numbers represent the best performances among all *rule learning* methods.

Methods	Models	Family			Kinship			UMLS		
		MRR	Hit@1	Hit@10	MRR	Hit@1	Hit@10	MRR	Hit@1	Hit@10
KGE	TransE	0.45	22.1	87.4	0.31	0.9	84.1	0.69	52.3	89.7
	DistMult	0.54	36.0	88.5	0.35	18.9	75.5	0.391	25.6	66.9
	ComplEx	0.81	72.7	94.6	0.42	24.2	81.2	0.41	27.3	70.0
	RotatE	0.86	78.7	93.3	0.65	50.4	93.2	0.74	63.6	93.9
Rule Learning	Neural-LP	0.88	80.1	98.5	0.30	16.7	59.6	0.48	33.2	77.5
	DRUM	0.89	82.6	99.2	0.33	18.2	67.5	0.55	35.8	85.4
	RNNLogic	0.86	79.2	95.7	0.64	49.5	92.4	0.75	63.0	92.4
	RLogic	0.88	81.3	97.2	0.58	43.4	87.2	0.71	56.6	93.2
	NCRL	0.91	85.2	99.3	0.64	49.0	92.9	0.78	65.9	95.1

Methods	Models	WN18RR			FB15K-237			YAGO3-10		
		MRR	Hit@1	Hit@10	MRR	Hit@1	Hit@10	MRR	Hit@1	Hit@10
KGE	TransE	0.23	2.2	52.4	0.29	18.9	46.5	0.36	25.1	58.0
	DistMult	0.42	38.2	50.7	0.22	13.6	38.8	0.34	24.3	53.3
	ConvE	0.43	40.1	52.5	0.32	21.6	50.1	0.44	35.5	61.6
	ComplEx	0.44	41.0	51.2	0.24	15.8	42.8	0.34	24.8	54.9
	RotatE	0.47	42.9	55.7	0.32	22.8	52.1	0.49	40.2	67.0
Rule Learning	Neural-LP	0.38	36.8	40.8	0.24	17.3	36.2	-	-	-
	DRUM	0.38	36.9	41.0	0.23	17.4	36.4	-	-	-
	RNNLogic	0.46	41.4	53.1	0.29	20.8	44.5	-	-	-
	RLogic	0.47	44.3	53.7	0.31	20.3	50.1	0.36	25.2	50.4
	NCRL	0.67	56.3	85.0	0.30	20.9	47.3	0.38	27.4	53.6

† Neural-LP, DRUM, and RNNLogic exceed the memory capacity of our machines on YAGO3-10 dataset

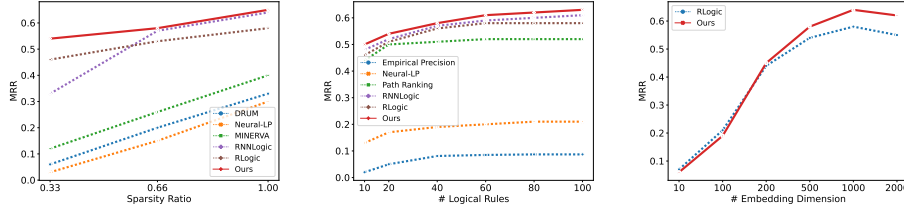


Figure 4: Performance of KG completion vs sparsity ratio on Kinship. Figure 5: Performance of KG completion vs # logical rules on Kinship. Figure 6: Performance of KG completion vs embedding dimension on Kinship.

KG completion performance w.r.t. the Number of Learned Rules. We generate k rules with the highest qualities per query relation and use them to predict missing links. We vary k among $\{10, 20, 40, 60, 80, 100\}$. The results on Kinship are given in Fig. 5. We observed that even with only 10 rules per relation, NCRL still gives competitive results. More analysis of other datasets is given in Appendix A.3.2.

Performance w.r.t. Embedding Dimension. We vary the dimension of relation embeddings among $\{10, 100, 200, 500, 1000, 2000\}$ and present the results on Kinship in Fig. 6, comparing against RLogic (Cheng et al., 2022). We see that the embedding dimension has a significant impact on KG completion performance. The best performance is achieved at $d = 1000$.

4.2 TRAINING EFFICIENCY

To demonstrate the scalability of NCRL, we give the training time of NCRL against other logical rule learning methods on three benchmark datasets in Table 2. We observe that: (1) Neural-LP and DRUM do not perform well in terms of efficiency as they apply a sequence of large matrix multiplications for logic reasoning. They cannot handle YAGO3-10 dataset due to the memory issue; (2) It is also challenging for RNNLogic to scale to large-scale KGs as it relies on all ground rules to evaluate the generated rules in each iteration. It is difficult for it to handle KG with hundreds of relations (e.g., FB15K-237) nor KG with million entities (e.g., YAGO3-10); (3) our NCRL is on average 100x faster than state-of-the-art baseline methods.

Table 2: Training time (s) of rule learning methods

	NeuralLP	DRUM	RNNLogic	NCRL
WN18RR	1,308	1,146	1,044	77
FB15k-237	23,708	22,428	-	410
YAGO3-10	-	-	-	190

Table 3: Results of inductive relational reasoning on CLUTRR dataset. Trained on path samples with hops $\{2, 3, 4\}$ and evaluated on path samples with hops $\{5, \dots, 10\}$. The **red** numbers represent the best performances while the **brown** numbers represent the second best performances.

# Hops	5 Hops	6 Hops	7 Hops	8 Hops	9 Hops	10 Hops
Model						
RNN	0.93±0.06	0.87±0.07	0.79±0.11	0.73±0.12	0.65±0.16	0.64±0.16
LSTM	0.98±0.03	0.95±0.04	0.89±0.10	0.84±0.07	0.77±0.11	0.78±0.11
GRU	0.95±0.04	0.94±0.03	0.87±0.8	0.81±0.13	0.74±0.15	0.75±0.15
Transformer	0.88±0.03	0.83±0.05	0.76±0.04	0.72±0.04	0.74±0.05	0.70±0.03
GNTF	0.68±0.28	0.63±0.34	0.62±0.31	0.59±0.32	0.57±0.34	0.52±0.32
GAT	0.99±0.00	0.85±0.04	0.80±0.03	0.71±0.03	0.70±0.03	0.68±0.02
GCN	0.94±0.03	0.79±0.02	0.61±0.03	0.53±0.04	0.53±0.04	0.41±0.04
CTP _L	0.99±0.02	0.98±0.04	0.97±0.04	0.98±0.03	0.97±0.04	0.95±0.04
CTP _A	0.99±0.04	0.99±0.03	0.97±0.03	0.95±0.06	0.93±0.07	0.91±0.05
CTP _M	0.98±0.04	0.97±0.06	0.95±0.06	0.94±0.08	0.93±0.08	0.90±0.09
RLogic	0.99±0.02	0.98±0.02	0.97±0.04	0.97±0.03	0.94±0.06	0.94±0.07
R5	0.99±0.02	0.99±0.04	0.99±0.03	1.0±0.02	0.99±0.02	0.98±0.03
NCRL	1.0±0.01	0.99±0.01	0.98±0.02	0.98±0.03	0.98±0.03	0.97±0.02

Table 4: Results of inductive relational reasoning on GraphLog datasets for robustness analysis.

	CTP		RLogic		R5		NCRL	
	ACC	Recall	ACC	Recall	ACC	Recall	ACC	Recall
World 2	0.685±0.03	0.80±0.05	0.726±0.02	0.95±0.00	0.755±0.02	1.0±0.00	0.774±0.01	1.0±0.00
World 3	0.624±0.02	0.85±0.00	0.737±0.02	1.0±0.00	0.791±0.03	1.0±0.00	0.797±0.02	1.0±0.00
World 6	0.533±0.03	0.85±0.00	0.638±0.03	0.90±0.00	0.687±0.05	0.9±0.00	0.702±0.02	0.95±0.00
World 8	0.545±0.02	0.70±0.00	0.605±0.02	0.90±0.00	0.671±0.03	0.95±0.00	0.687±0.02	0.95±0.00

4.3 SYSTEMATIC GENERALIZATION

We test NCRL for systematic generalization to demonstrate the ability of NCRL to perform reasoning over graphs with more hops than the training data, where the model is trained on smaller graphs and tested on larger unseen ones. The goal of this experiment is to infer the relation between node pair queries. We use two benchmark datasets: (1) CLUTRR (Sinha et al., 2019) which is a dataset for inductive relational reasoning over family relations, and (2) GraphLog (Sinha et al., 2020) is a benchmark suite for rule induction and it consists of logical worlds and each world contains graphs generated under a different set of rules. Note that most existing rule learning methods lack systematic generalization. CTPs (Minervini et al., 2020b), R5 (Lu et al., 2022), and RLogic (Cheng et al., 2022) are the only comparable rule learning methods for this task. The detailed statistics and the description of the datasets are summarized in Appendix A.4.1.

Systematic Generalization on CLUTRR. Table 3 shows the results of NCRL against SOTA algorithms. Detailed information about the SOTA algorithms is given in Appendix A.4.2. We observe that the performances of sequential models and embedding-based models drop severely when the path length grows longer while NCRL still predicts successfully on longer paths without significant performance degradation. Compared with systematic generalizable rule learning methods, NCRL has better generalization capability than CTPs especially when the paths grow longer. Even though R5 gives invincible results over CLUTRR dataset, NCRL shows comparable performance.

Systematic Generalization on GraphLog. Table 4 shows the results on 4 selected worlds. We observed that NCRL consistently outperforms other rule-learning baselines over all 4 worlds.

4.4 CASE STUDY OF GENERATED LOGICAL RULES

Finally, we show a case study of logical rules that are generated by NCRL on the YAGO3-10 dataset in Table 5. We can see that these logical rules are meaningful and diverse. Two rules with different lengths are presented for each head predicate. We highlight the composition and predicate which share the same semantic meaning with boldface.

5 RELATED WORK

Inductive Logic Programming. Mining Horn clauses have been extensively studied in the Inductive Logic Programming (ILP) (Muggleton & De Raedt, 1994; Muggleton et al., 1990; Muggleton, 1992; Nienhuys-Cheng & De Wolf, 1997; Quinlan, 1990; Tsunoyama et al., 2008; Zelle & Mooney, 1993). Given a set of positive examples and a set of negative examples, an ILP system learns logical

Table 5: Top rules learned on YAGO3-10. We highlight the composition and predicate which share the same semantic meaning with boldface.

$\text{isLocatedIn}(x, y) \leftarrow \text{isLocatedIn}(x, z) \wedge \text{isLocatedIn}(z, y)$
$\text{isLocatedIn}(x, y) \leftarrow \text{hasAcademicAdvisor}(x, z_1) \wedge \text{isLocatedIn}(z_1, z_2) \wedge \text{isLocatedIn}(z_2, y)$
$\text{isAffiliatedTo}(x, y) \leftarrow \text{isKnownFor}(x, z) \wedge \text{isAffiliatedTo}(z, y)$
$\text{isAffiliatedTo}(x, y) \leftarrow \text{isKnownFor}(x, z_1) \wedge \text{isAffiliatedTo}(z_1, z_2) \wedge \text{isLeaderOf}(z_2, y)$
$\text{playsFor}(x, y) \leftarrow \text{isKnownFor}(x, z) \wedge \text{isAffiliatedTo}(z, y)$
$\text{playsFor}(x, y) \leftarrow \text{isKnownFor}(x, z_1) \wedge \text{playsFor}(z_1, z_2) \wedge \text{owns}(z_2, y)$
$\text{influences}(x, y) \leftarrow \text{isPoliticianOf}(x, z) \wedge \text{influences}(z, y)$
$\text{influences}(x, y) \leftarrow \text{isPoliticianOf}(x, z_1) \wedge \text{influences}(z_1, z_2) \wedge \text{influences}(z_2, y)$

rules which are able to entail all the positive examples while excluding any of the negative examples. Scalability is a central challenge for ILP methods as they involve several steps that are NP-hard. Recently, several differentiable ILP methods such as Neural Theorem Provers (Rocktäschel & Riedel, 2017; Campero et al., 2018; Glanois et al., 2022) are proposed to enable a continuous relaxation of the logical reasoning process via gradient descent. Different from our method, they require pre-defined hand-designed, and task-specific templates to narrow down the rule space.

Neural-Symbolic Methods. Very recently, several methods extend the idea of ILP by simultaneously learning logical rules and weights in a differentiable way. Most of them are based on neural logic programming. For example, Neural-LP (Yang et al., 2017) enables logical reasoning via sequences of differentiable tensor multiplication. A neural controller system based on attention is used to learn the score of a specific logic. However, Neural-LP could learn a higher score for a meaningless rule because it shares an atom with a useful rule. To address this problem, RNNs are utilized in DRUM (Sadeghian et al., 2019) to prune the potential incorrect rule bodies. In addition, Neural-LP can learn only chain-like Horn rules while NLIL (Yang & Song, 2019) extends Neural-LP to learn Horn rules in a more general form. Because neural logic programming approaches involve large matrix multiplication and simultaneously learn logical rules and their weights, which is nontrivial in terms of optimization, they cannot handle large KGs, such as YAGO3-10. To address this issue, RNNLogic (Qu et al., 2020) is proposed to separate rule generation and rule weight learning by introducing a rule generator and a reasoning predictor respectively. Although the introduction of the rule generator reduces the search space, it is still challenging for RNNLogic to scale to KGs with hundreds of relations (e.g., FB15K-237) or millions of entities (e.g., YAGO3-10).

Systematic Generalizable Methods. All the above methods cannot generalize to larger graphs beyond training sets. To improve models’ systematicity, Conditional Theorem Provers (CTPs) is proposed to learn an optimal rule selection strategy via gradient-based optimization. For each sub-goal, a select module produces a smaller set of rules, which is then used during the proving mechanism. However, since the length of the learned rules influences the number of parameters of the model, it limits the capability of CTPs to handle the complicated rules whose depth is large. In addition, due to its high computational complexity, CTPs cannot handle KG completion tasks for large-scale KGs. Another reinforcement learning-based method - R5 (Lu et al., 2022) is proposed to provide a recurrent relational reasoning solution to learn compositional rules. However, R5 cannot generalize to the KG completion task due to the lack of scalability. It requires pre-sampling for the paths that entail the query. Considering that all the triples in a KG share the same training graph, even a relatively small-scale KG contains a huge number of paths. Thus, it is impractical to apply R5 to even small-scale KG for rule learning. In addition, R5 employs a hard decision mechanism for merging a relation pair into a single relation, which makes it challenging to handle the widely existing uncertainty in KGs. For example, given the rule body $\text{hasAunt}(x, z) \wedge \text{hasSister}(z, y)$, both $\text{hasMother}(x, y)$ and $\text{hasAunt}(x, y)$ can be derived as the rule head. The inaccurate merging of a relation pair may result in error propagation when generalizing to longer paths. Although RLogic (Cheng et al., 2022) are generalizable across multiple tasks, including KG completion and inductive relation reasoning, they couldn’t systematically handle the compositionality and outperformed by NCRL.

6 CONCLUSION

In this paper, we propose NCRL, an end-to-end neural model for learning compositional logical rules. NCRL treats logical rules as a hierarchical tree and breaks the rule body into small atomic compositions in order to infer the head rule. Experimental results show that NCRL is scalable, efficient, and yields SOTA results for KG completion on large-scale KGs.

ACKNOWLEDGEMENTS

This work was partially supported by NSF 2211557, NSF 2303037, NSF 1937599, NSF 2119643, NASA, SRC, Okawa Foundation Grant, Amazon Research Awards, Amazon Fellowship, Cisco research grant, Picsart Gifts, and Snapchat Gifts.

REFERENCES

- Antoine Bordes, Nicolas Usunier, Alberto Garcia-Duran, Jason Weston, and Oksana Yakhnenko. Translating embeddings for modeling multi-relational data. In *Advances in neural information processing systems*, pp. 2787–2795, 2013.
- Andres Campero, Aldo Pareja, Tim Klinger, Josh Tenenbaum, and Sebastian Riedel. Logical rule induction and theory learning using neural theorem proving. *arXiv preprint arXiv:1809.02193*, 2018.
- Kewei Cheng, Jiahao Liu, Wei Wang, and Yizhou Sun. Rlogic: Recursive logical rule learning from knowledge graphs. In *Proceedings of the 28th ACM SIGKDD Conference on Knowledge Discovery and Data Mining*, pp. 179–189, 2022.
- Junyoung Chung, Caglar Gulcehre, KyungHyun Cho, and Yoshua Bengio. Empirical evaluation of gated recurrent neural networks on sequence modeling. *arXiv preprint arXiv:1412.3555*, 2014.
- Tim Dettmers, Pasquale Minervini, Pontus Stenetorp, and Sebastian Riedel. Convolutional 2d knowledge graph embeddings. In *Proceedings of the AAAI Conference on Artificial Intelligence*, volume 32, 2018.
- Claire Glanois, Zhaohui Jiang, Xuening Feng, Paul Weng, Matthieu Zimmer, Dong Li, Wulong Liu, and Jianye Hao. Neuro-symbolic hierarchical rule induction. In *International Conference on Machine Learning*, pp. 7583–7615. PMLR, 2022.
- Jens Graupmann, Ralf Schenkel, and Gerhard Weikum. The SphereSearch engine for unified ranked retrieval of heterogeneous XML and web documents. In *Proceedings of the 31st international conference on very large data bases*, pp. 529–540. VLDB Endowment, 2005.
- Alex Graves. Long short-term memory. *Supervised sequence labelling with recurrent neural networks*, pp. 37–45, 2012.
- Geoffrey E Hinton et al. Learning distributed representations of concepts. In *Proceedings of the eighth annual conference of the cognitive science society*, volume 1, pp. 12. Amherst, MA, 1986.
- Dieuwke Hupkes, Verna Dankers, Mathijs Mul, and Elia Bruni. Compositionality decomposed: How do neural networks generalise? *Journal of Artificial Intelligence Research*, 67:757–795, 2020.
- Shaoxiong Ji, Shirui Pan, Erik Cambria, Pekka Marttinen, and S Yu Philip. A survey on knowledge graphs: Representation, acquisition, and applications. *IEEE Transactions on Neural Networks and Learning Systems*, 33(2):494–514, 2021.
- Diederik P Kingma and Jimmy Ba. Adam: A method for stochastic optimization. *arXiv preprint arXiv:1412.6980*, 2014.
- Thomas N Kipf and Max Welling. Semi-supervised classification with graph convolutional networks. *arXiv preprint arXiv:1609.02907*, 2016.
- Stanley Kok and Pedro Domingos. Statistical predicate invention. In *Proceedings of the 24th international conference on Machine learning*, pp. 433–440, 2007.
- Shengyao Lu, Bang Liu, Keith G Mills, SHANGLING JUI, and Di Niu. R5: Rule discovery with reinforced and recurrent relational reasoning. In *International Conference on Learning Representations*, 2022. URL <https://openreview.net/forum?id=2eXhNpHeW6E>.

- Denis Lukovnikov, Asja Fischer, Jens Lehmann, and Sören Auer. Neural network-based question answering over knowledge graphs on word and character level. In *Proceedings of the 26th international conference on World Wide Web*, pp. 1211–1220. International World Wide Web Conferences Steering Committee, 2017.
- Pasquale Minervini, Matko Bošnjak, Tim Rocktäschel, Sebastian Riedel, and Edward Grefenstette. Differentiable reasoning on large knowledge bases and natural language. In *Proceedings of the AAAI conference on artificial intelligence*, volume 34, pp. 5182–5190, 2020a.
- Pasquale Minervini, Sebastian Riedel, Pontus Stenetorp, Edward Grefenstette, and Tim Rocktäschel. Learning reasoning strategies in end-to-end differentiable proving. In *International Conference on Machine Learning*, pp. 6938–6949. PMLR, 2020b.
- Stephen Muggleton. *Inductive logic programming*. Number 38. Morgan Kaufmann, 1992.
- Stephen Muggleton and Luc De Raedt. Inductive logic programming: Theory and methods. *The Journal of Logic Programming*, 19:629–679, 1994.
- Stephen Muggleton, Cao Feng, et al. *Efficient induction of logic programs*. Citeseer, 1990.
- Shan-Hwei Nienhuys-Cheng and Ronald De Wolf. *Foundations of inductive logic programming*, volume 1228. Springer Science & Business Media, 1997.
- Meng Qu, Junkun Chen, Louis-Pascal Xhonneux, Yoshua Bengio, and Jian Tang. Rnnlogic: Learning logic rules for reasoning on knowledge graphs. *arXiv preprint arXiv:2010.04029*, 2020.
- J. Ross Quinlan. Learning logical definitions from relations. *Machine learning*, 5(3):239–266, 1990.
- Tim Rocktäschel and Sebastian Riedel. End-to-end differentiable proving. *Advances in neural information processing systems*, 30, 2017.
- Ali Sadeghian, Mohammadreza Armandpour, Patrick Ding, and Daisy Zhe Wang. Drum: End-to-end differentiable rule mining on knowledge graphs. *arXiv preprint arXiv:1911.00055*, 2019.
- Eric Salvat and Marie-Laure Mugnier. Sound and complete forward and backward chainings of graph rules. In *International Conference on Conceptual Structures*, pp. 248–262. Springer, 1996.
- Mike Schuster and Kuldip K Paliwal. Bidirectional recurrent neural networks. *IEEE transactions on Signal Processing*, 45(11):2673–2681, 1997.
- Koustuv Sinha, Shagun Sodhani, Jin Dong, Joelle Pineau, and William L Hamilton. Clutrr: A diagnostic benchmark for inductive reasoning from text. *arXiv preprint arXiv:1908.06177*, 2019.
- Koustuv Sinha, Shagun Sodhani, Joelle Pineau, and William L Hamilton. Evaluating logical generalization in graph neural networks. *arXiv preprint arXiv:2003.06560*, 2020.
- Frank Spitzer. *Principles of random walk*, volume 34. Springer Science & Business Media, 2013.
- Fabian M Suchanek, Gjergji Kasneci, and Gerhard Weikum. Yago: a core of semantic knowledge. In *Proceedings of the 16th international conference on World Wide Web*, pp. 697–706, 2007.
- Zhiqing Sun, Zhi-Hong Deng, Jian-Yun Nie, and Jian Tang. Rotate: Knowledge graph embedding by relational rotation in complex space. *arXiv preprint arXiv:1902.10197*, 2019.
- Kristina Toutanova and Danqi Chen. Observed versus latent features for knowledge base and text inference. In *Proceedings of the 3rd Workshop on Continuous Vector Space Models and their Compositionality*, pp. 57–66, 2015.
- Théo Trouillon, Johannes Welbl, Sebastian Riedel, Éric Gaussier, and Guillaume Bouchard. Complex embeddings for simple link prediction. In *International Conference on Machine Learning*, pp. 2071–2080. PMLR, 2016.
- Kazuhisa Tsunoyama, Ata Amini, Michael JE Sternberg, and Stephen H Muggleton. Scaffold hopping in drug discovery using inductive logic programming. *Journal of chemical information and modeling*, 48(5):949–957, 2008.

- Ashish Vaswani, Noam Shazeer, Niki Parmar, Jakob Uszkoreit, Llion Jones, Aidan N Gomez, Łukasz Kaiser, and Illia Polosukhin. Attention is all you need. *Advances in neural information processing systems*, 30, 2017.
- Petar Veličković, Guillem Cucurull, Arantxa Casanova, Adriana Romero, Pietro Lio, and Yoshua Bengio. Graph attention networks. *arXiv preprint arXiv:1710.10903*, 2017.
- Chenyan Xiong, Russell Power, and Jamie Callan. Explicit semantic ranking for academic search via knowledge graph embedding. In *Proceedings of the 26th international conference on world wide web*, pp. 1271–1279. International World Wide Web Conferences Steering Committee, 2017.
- Bishan Yang, Wen-tau Yih, Xiaodong He, Jianfeng Gao, and Li Deng. Embedding entities and relations for learning and inference in knowledge bases. *arXiv preprint arXiv:1412.6575*, 2014.
- Fan Yang, Zhilin Yang, and William W Cohen. Differentiable learning of logical rules for knowledge base reasoning. In *Advances in Neural Information Processing Systems*, pp. 2319–2328, 2017.
- Yuan Yang and Le Song. Learn to explain efficiently via neural logic inductive learning. *arXiv preprint arXiv:1910.02481*, 2019.
- Wentau Yih, Ming-Wei Chang, Xiaodong He, and Jianfeng Gao. Semantic parsing via staged query graph generation: Question answering with knowledge base. In *IJCNLP*, pp. 1321–1331, Beijing, China, July 2015.
- John M Zelle and Raymond J Mooney. Learning semantic grammars with constructive inductive logic programming. In *AAAI*, pp. 817–822, 1993.

A APPENDIX

A.1 AN EXAMPLE TO ILLUSTRATE HOW NCRL LEARNS RULES

Fig. 3 in the main content gives an example to illustrate how our NCRL learns logical rules. In this example, we consider a sampled path $p = [r_1, r_3, r_4, r_5, r_3]$, and predict the relations that directly connect the sampled paths (i.e., r_6). First of all, we split path p into short compositions using a sliding window with a size of 2. Then, NCRL reasons over all the compositions and select the second window $w_2 = [r_3, r_4]$ as the first step. After that, NCRL uses a recurrent attention unit to transform w_2 into a single embedding $\widehat{(r_3, r_4)}$. By replacing the embedding sequence $[r_3, r_4]$ with the single embedding $\widehat{(r_3, r_4)}$, we reduce the p from $[r_1, r_3, r_4, r_5, r_3]$ to $[r_1, \widehat{(r_3, r_4)}, r_5, r_3]$. Following the same process, we continually reduce p into $[r_1, ((r_3, r_4), r_5), r_3]$ and $[r_1, (((r_3, r_4), r_5), r_3)]$. In the final step of the prediction, we compute the attention θ following Eq. 4. θ collects the predicted probability that the rule body can be closed by each of the head relations. We compared the learn θ with the ground truth one-hot vector $[0, 0, 0, 0, 0, 1]$ (i.e., one-hot encoded vector of r_6) to minimize the cross-entropy loss. Algorithm 1 in the main content also outlines the learning procedure of NCRL.

A.2 EXPERIMENTAL SETUP

NCRL is implemented over PyTorch and trained in an end-to-end manner. Adam Kingma & Ba (2014) is adopted as the optimizer. Embeddings of all predicates are uniformly initialized and no regularization is imposed on them. To fairly compare with different baseline methods, we set the parameters for all baseline methods by a grid search strategy. The best results of baseline methods are used to compare with NCRL. All the experiments are run on Tesla V100 GPUs.

A.3 HYPERPARAMETER SETTINGS

Adam (Kingma & Ba, 2014) is adopted as the optimizer. We set the parameters for all methods by a grid search strategy. The range of different parameters is set as follows: embedding dimension $k \in \{128, 256, 512, 1024, 2048\}$, batch size $b \in \{500, 1,000, 5,000, 8,000\}$, learning rate $lr \in \{0.00001, 0.000025, 0.00005, 0.0001, 0.0005\}$ and epochs $i \in \{1,000, 2,000, 5,000, 10,000\}$. Afterward, we compare the best results of different methods. The detailed hyperparameter settings can be found in Table 6. Both the relation embeddings are uniformly initialized and no regularization is imposed on them.

Table 6: The best hyperparameter setting of NCRL on several benchmarks.

Dataset	Batch Size	# Open Paths Sampling Ratio	Embedding		Maximum Length	Learning Rate
			Dim	Epoches		
Family	500	0.1	512	1,000	3	0.0001
Kinship	1,000	0.1	1024	2,000	3	0.00025
UMLS	1,000	0.1	512	2,000	3	0.00025
WN18RR	5,000	0.1	1024	2,000	3	0.0001
FB15K-237	5,000	0.1	1024	5,000	3	0.0005
YAGO3-10	8,000	0.1	1024	5,000	3	0.00025

A.4 KNOWLEDGE GRAPH COMPLETION

A.4.1 DATASETS

The detailed statistics of three large-scale real-world KGs are provided in Table 7. FB15K237, WN18RR, and YAGO3-10 are the most widely used large-scale benchmark datasets for the KG completion task, which don't suffer from test triple leakage in the training set. In addition, three small-scale KGs are also included in our experiments. The Family dataset is selected due to better interpretability and high intuitiveness. The Unified Medical Language System (UMLS) dataset is from bio-medicine: entities are biomedical concepts, and relations include treatments and diagnoses.

The Kinship dataset contains kinship relationships among members of the Alyawarra tribe from Central Australia. Because inverse relations are required to learn rules, we preprocess the KGs to add inverse links.

Table 7: Data statistics of widely used benchmark knowledge graphs.

Dataset	# Data	# Relation	# Entity
Family	28,356	12	3007
UMLS	5,960	46	135
Kinship	9,587	25	104
FB15K-237	310,116	237	14,541
WN18RR	93,003	11	40,943
YAGO3-10	1,089,040	37	123,182

A.4.2 ABLATION STUDY

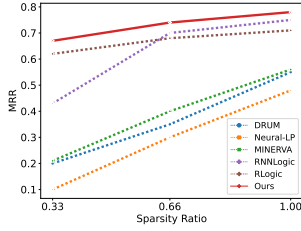


Figure 7: KG completion performance w.r.t. sparsity ratio on UMLS dataset.

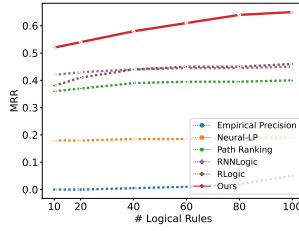


Figure 8: KG completion performance w.r.t. # logical rules on WN18RR dataset.

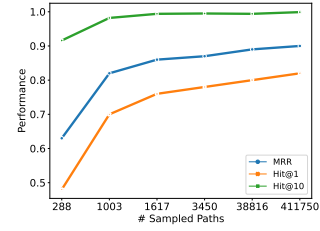


Figure 9: KG completion performance w.r.t. # sampled paths on Family dataset.

Performance w.r.t. Data Sparsity We present more analysis about the performance of NCRL against other baseline methods on UMLS dataset w.r.t. Data Sparsity in Fig. 7. We have a similar observation as we did on Kinship dataset. The performance of NCRL does not vary a lot with different sparsity ratios θ .

KG completion performance w.r.t. the Number of Learned Rules We present more analysis about the performance of NCRL against other baseline methods on WN18RR dataset w.r.t. the number of learned rules in Fig. 8. We have a similar observation as we did on Kinship dataset.

Performance w.r.t. # Sampled Paths To investigate how the number of sampled paths affects the performance, we vary the number of sampled paths among $\{288, 1003, 1617, 3450, 38816, 411750\}$ and report performance in terms of KG completion task on Family dataset in Fig. 9. We observe that the performances increase severely when the number of sampled closed paths increases from 288 to 1003. After that the performance stay steady. This is attractive in real-world application as a small number of sampled closed paths can already gives great performance.

Hierarchical Structure Learning As stated earlier, learning an accurate hierarchical structure is significant for rule discovering. To investigate how the hierarchical structure learning affects the performance, we follows a random deduction order to induce rules and compare against NCRL in term of KG completion performance. From Table 8, we can observe that the KG completion performance drastically decreases if we didn't follow a correct order to learn the rules.

Performance w.r.t. Randomness Caused by Random Sampling Since the random path sampling may result in unstable performance, to investigate how the randomness affects the performance, we report the results of different runs of the proposed NCRL in terms of KG completion task using the same hyperparameter. From Table 9, we can observe that the KG completion performance is hardly affected by the randomness caused by random sampling, which is attractive in practice.

Performance w.r.t. Size of Sliding Windows To investigate how the size of sliding windows affect the performance, we set the window size to $\{2, 3\}$ and present the performance of NCRL in term of

Table 8: KG completion performance w.r.t. random deduction order v.s. hierarchical structure learning

Methods	Family			Kinship			UMLS		
	MRR	Hit@1	Hit@10	MRR	Hit@1	Hit@10	MRR	Hit@1	Hit@10
NCRL w/o Hierarchical Structure Learning	0.84	74.6	92.6	0.34	20.1	69.3	0.55	37.7	88.7
NCRL	0.92	85.6	99.6	0.65	49.4	93.6	0.78	66.1	95.2

Table 9: KG completion performance w.r.t. randomness caused by random sampling

	Family			Kinship			UMLS		
	MRR	Hit@1	Hit@10	MRR	Hit@1	Hit@10	MRR	Hit@1	Hit@10
Mean	0.91	85.1	99.1	0.64	48.7	92.5	0.78	65.9	95.0
Standard Deviation	0.005	0.374	0.216	0.000	0.250	0.287	0.005	0.327	0.262
	WN18RR			FB15K-237			YAGO3-10		
	MRR	Hit@1	Hit@10	MRR	Hit@1	Hit@10	MRR	Hit@1	Hit@10
Mean	0.66	56.2	85.0	0.29	20.4	46.8	0.38	27.2	53.3
Standard Deviation	0.005	0.262	0.205	0.005	0.374	0.411	0.005	0.478	0.340

KG completion on Family, Kinship, and UMLS datasets in Table 10. We can see that we consistently achieve the best performance by setting the window size as 2. The major reason is that we apply rules with a maximum length of 3 for the KG completion task. In this case, NCRL cannot leverage the compositionality by setting window size as 3 and thus results in worse performance.

Performance w.r.t. Different Types of Sliding Window Encoder To investigate how different sliding window encoders affect the performance, in addition to RNN, we also encode the sliding window using (1) a Transformer; and (2) a standard MLP, which takes the concatenation of all predicates covered by the sliding window as the input and outputs a new embedding $\mathbf{w}_i \in \mathcal{R}^d$. We present the performance of NCRL with different sliding window encoders in terms of KG completion on Family, Kinship, and UMLS dataset in Table 11. We can observe that the RNN encoder, as the most effective and efficient sequence model, gives the best performance due to the sequential nature of the subsequences extracted by the sliding windows. Although Transformer is also a sequence model, it suffers from an overfitting issue caused by the large parameter space, which results in bad performance.

A.5 SYSTEMATICITY

A.5.1 DATASETS

Clean Data CLUTRR Sinha et al. (2019) is a dataset for inductive reasoning over family relations. The goal is to infer the missing relation between two family members. The train set contains graphs with up to 4 hops paths, and the test set contains graphs with up to 10 hops path. The train and test splits share disjoint set of entities. The detailed statistics of CLUTRR is provided in Table 12.

Noisy Data Graphlog Sinha et al. (2020) is a benchmark dataset designed to evaluate systematicity. It contains logical worlds where each world contains graphs that are created using a different set of ground rules. The goal is to infer the relation between a queried node pair. GraphLog contains more bad examples than CLUTRR does. The detailed statistics of Graphlog is provided in Table 13. When the ARL is larger, the dataset becomes noisier and contains more bad cases.

Table 10: KG completion performance w.r.t. size of sliding windows

Window Size	Family			Kinship			UMLS		
	MRR	Hit@1	Hit@10	MRR	Hit@1	Hit@10	MRR	Hit@1	Hit@10
2	0.92	85.6	99.6	0.65	49.4	93.6	0.78	66.1	95.2
3	0.90	82.3	99.5	0.60	43.1	88.9	0.72	59.9	89.3

Table 11: KG completion performance w.r.t. types of sliding window encoder

Encoder	Family			Kinship			UMLS		
	MRR	Hit@1	Hit@10	MRR	Hit@1	Hit@10	MRR	Hit@1	Hit@10
MLP	0.88	80.2	98.0	0.56	38.0	84.9	0.69	55.8	87.4
Transformer	0.84	75.6	95.3	0.50	33.7	79.1	0.62	48.8	81.2
RNN	0.92	85.6	99.6	0.65	49.4	93.6	0.78	66.1	95.2

Table 12: Data statistics of CLUTRR datasets.

Dataset	# Relation	# Train	# Test
CLUTRR	22	15,083	823

A.5.2 SYSTEMATIC GENERALIZATION ON CLUTRR

Baseline methods. We evaluate our method against several SOTA algorithms, including (1) logical rule learning methods (e.g., CTP (Minervini et al., 2020b), R5 (Lu et al., 2022) and RLogic (Cheng et al., 2022)); (2) sequential models (e.g., Recurrent Neural Networks (RNN) (Schuster & Paliwal, 1997), Long Short-Term Memory Networks (LSTMs) (Graves, 2012), GRU (Chung et al., 2014) and Transformer (Vaswani et al., 2017)); (3) embedding-based models (e.g., GAT (Veličković et al., 2017) and GCN (Kipf & Welling, 2016)); (4) neural theorem provers, including GNTF (Minervini et al., 2020a).

A.5.3 INTERPRETABLE SELF-ATTENTION

This section discusses whether the attention correctly captures the semantic of relations. The visualization of the attention learned over Family dataset and WN18RR dataset are given in Fig. 10 and Fig. 11.

A.6 COMPLEXITY ANALYSIS

To theoretically demonstrate the superiority of our proposed NCRL in terms of efficiency, we compare the space and time complexity of NCRL and backward-chaining methods - NeuralLP as presented in Table 14. We denote $|E|/|R|/|O|/l/a/d$ as the number of entities/relations/observed triples/length of rule body/number of sampled paths/dimension of the embedding space. We can observe that: (1) For space complexity, our proposed NCRL is more efficient compared to NeuralLP since $d \ll |E|^2$; (2) For time complexity, our proposed NCRL is also more efficient than NeuralLP.

Table 13: Data statistics of GraphLog datasets. NC: number of classes. ND: number of distinct resolution edge sequences (distinct descriptors). ARL: average resolution length. AN: average number of nodes. AE: average number of edges.

Dataset	NC	ND	ARL	AN	AE	#Train	#Test
World 2	17	157	3.21	9.8	11.2	5000	1000
World 3	16	189	3.63	11.1	13.3	5000	1000
World 6	16	249	5.06	16.3	20.2	5000	1000
World 8	15	404	5.43	16.0	19.1	5000	1000

Table 14: Comparison of Space and Time Complexity for Model Training.

Method	Space Complexity	Time Complexity
NeuralLP	$\mathcal{O}(R E ^2 + 3 O)$	$\mathcal{O}(R ^l E ^{3(l-1)})$
NCRL	$\mathcal{O}(R d + al)$	$\mathcal{O}(2ad^2)$

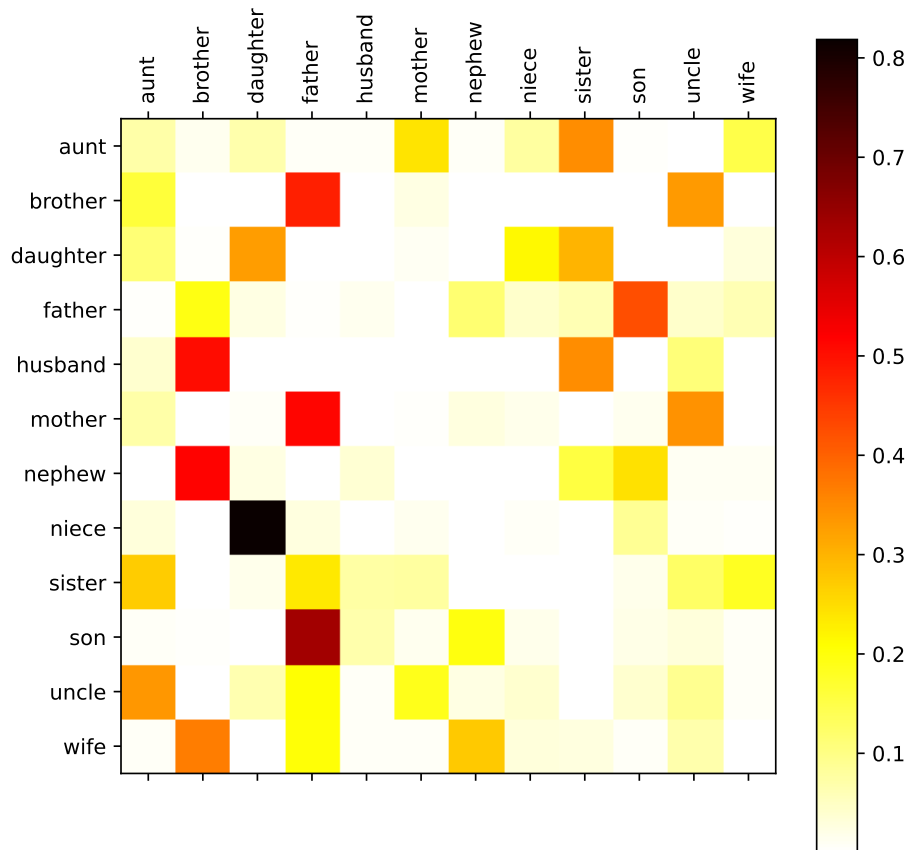


Figure 10: Visualization of the attention learned on Family dataset.

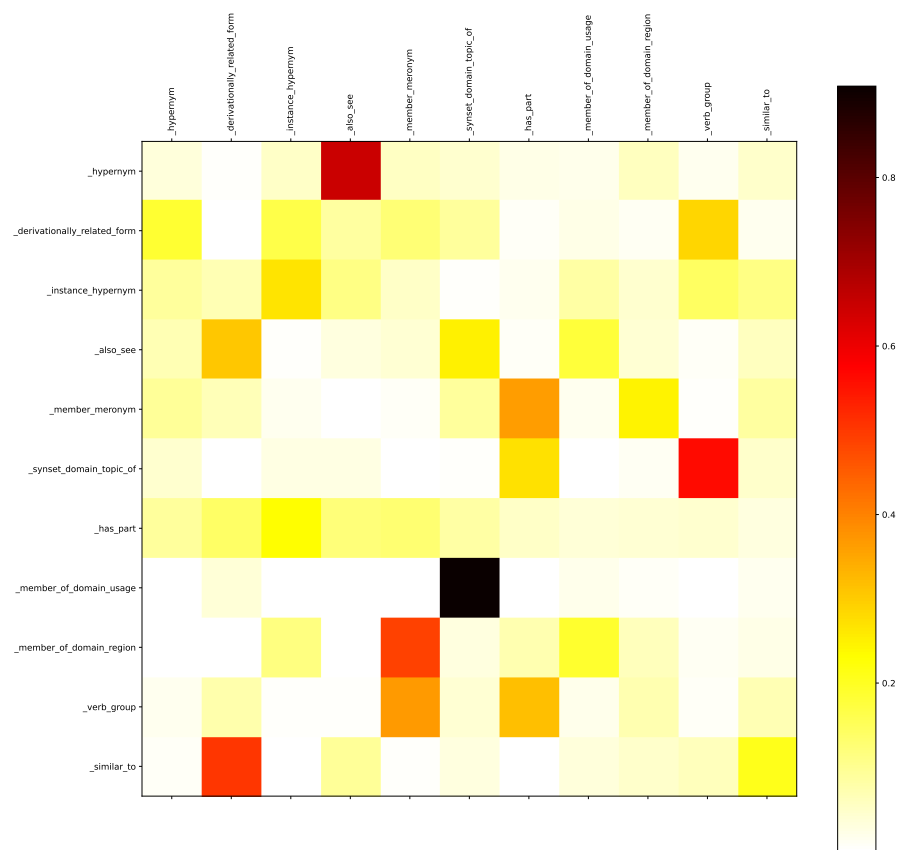


Figure 11: Visualization of the attention learned on WN18RR dataset.