

# Strain Engineering of Photo-induced Topological Phases in 2D Ferromagnets

T. V. C. Antão<sup>1</sup> and N. M. R. Peres<sup>2,3</sup>

<sup>1</sup>*Laboratory of Instrumentation and Experimental Particle Physics, University of Minho, 4710-057 Braga, Portugal*

<sup>2</sup>*Centro de Física das Universidade do Minho e do Porto (CFUMUP) e Departamento de Física, Universidade do Minho, P-4710-057 Braga, Portugal and*

<sup>3</sup>*International Iberian Nanotechnology Laboratory (INL), Av Mestre José Veiga, 4715-330 Braga, Portugal*

We argue that strain engineering is a powerful tool which may facilitate the experimental realization and control of topological phases in laser-driven 2D ferromagnetic systems. To this extent, we show that by applying a circularly polarized laser field to a 2D honeycomb ferromagnet which is uniaxially strained in either the zig-zag or armchair direction, it is possible to generate a synthetic Dzyaloshinskii-Moriya interaction (DMI) tunable by the intensity of the applied electric field, as well as by the magnitude of applied strain. Such deformations enable transitions to phases with opposite sign of Chern number, or to trivial phases. These are basic results that could pave the way for the development of a new field of Strain Engineered Topological Spintronics (SETS).

*Introduction-* With the experimental observation of magnetic order in two-dimensional (2D) materials in 2017 [1, 2] and the simultaneous growth in interest in topological aspects of condensed matter systems over the past decade, the ability to generate, study, and manipulate topological phases of magnetic materials has become a rapidly growing research direction. Systems such as Magnon Chern Insulators or other varieties of topological magnetic systems have been theoretically studied [3] and experimentally verified in the past few years [4, 5]. The reason for this interest is that topology describes effects which stem from global properties of the band structure robust to small local perturbations, such as impurities, and can have a profound effect on a the material physical properties. Topological insulating phases are characterized, for instance, by the existence of chiral edge states with high mobility. Their robustness is desirable for a variety of applications such as spintronics, and ensuing technological implementations [6].

It is evident that for such applications, the ability to manipulate topological phases, whether by switching topological properties on or off, or alternating between distinct topological phases, are desirable goals. One possibility for engineering topology in spin systems relies on the fact that a 2D ferromagnet with a honeycomb lattice structure which hosts a strong intrinsic Dzyaloshinskii-Moriya interaction (DMI) [7, 8] can have the magnitude of this interaction renormalized when irradiated by a circularly polarized laser field [9, 10].

A Heisenberg spin model (HSM) with a DMI provides a concrete realization the Haldane model [11] for magnonic excitations. This model is known to host edge states, which are the hallmark of Chern insulator phases. Electronic Chern insulators, for instance, are able to conduct electrons along their edges and yet remain insulators in their bulk, and in a similar manner, magnonic insulator samples host gapless bands for spin excitations along their edges while remaining gapped

in the bulk. This behavior results in a measurable thermal spin Hall response [12–15]. A field-dependent renormalization of the DMI can result in the possibility for spin system topological properties, such as direction of edge state conduction, being reversed or entirely switched off by changing the magnitude of the applied electric field. In addition, a DMI resulting entirely from the interaction of laser fields with spins [9] can also be generated. In this manner, if a material does not naturally host such an interaction, this can be synthesized by a laser beam, yielding a so-called Floquet Magnon Chern insulator (FMCI). In case the material’s intrinsic DMI is weak, the control of topological properties is limited: Increasing the intensity of the laser field can turn the interaction on or off, but never actually change the topological invariant characterizing the system. Besides, this limited tuning occurs only for very precise (and large) values of the intensity of the applied fields. Thus, if it were possible to induce this interaction in a fully tunable manner within a larger class of materials one expects that new technological developments based on topological spintronics could arise. This letter addresses the manipulation of these topological states proposing a method based on elastically deforming, i.e. straining, a 2D magnetic material. Strain can be applied in a variety of ways, including the deposition of a 2D material onto, and subsequent deformation of an elastic substrate [16]. It has proven to be an extremely powerful tool in semiconductors, as well as in 2D materials such as graphene, where band structure properties can be manipulated [17, 18], and other electronic properties can be locally changed using patterned substrates. These patterns, such as bends or folds, wells, bubbles, and troughs can induce mechanical strain on an overlaid monolayer of material, and may be used to design all-graphene integrated circuits [19]. In  $\text{Cr}_2\text{Te}_3$ , strain engineered magnetism has been observed [20] and when it comes to topology, strain in the Haldane model has

also been theoretically considered in the past [21], where it has been shown to be able to induce topological phase transitions to a trivial state. The DMI can also be subject to changes due to strain [22], and this conjugation of factors is a good indicator that strain is a useful tool when considering topological properties of magnetic materials. We show here that this is indeed the case, as straining a 2D ferromagnet irradiated by a laser field can invert the sign of its topological invariant, as well as transition from a topologically insulating phase to a trivial phase.

Our calculations, lying at the interface between Strain Engineering and Floquet Engineering may pave the way for a new class of Strain Engineered Topological Spintronic (SETS) devices, based on local applications of strain to ferromagnetic 2D materials.

*Main results-* In this letter, we propose a mechanism for the realization of tunable photo-induced topology in a large class of 2D ferromagnetic materials based on strain. We draw phase diagrams based on the computation of the Floquet Chern number for a FMCI in the honeycomb lattice, as a function of tensile strain and the magnitude of an applied laser field. We consider the case where a next-nearest neighbor (NNN) interaction is given by a DMI alone, as well as an extension of this model where one also has an additional NNN Heisenberg coupling. We show that strain-induced topological phase transitions occur in both systems. However, due to the mapping between the latter model and the anisotropic Haldane model with tunable fluxes, phase transitions can occur for smaller electric field intensities, and small amounts of strain. We argue that such a model could provide the breeding ground for new developments based on SETS.

*Unstrained model Hamiltonian and limitations-* We start by describing the basics of the magnetic model that serves as the basis for our proposal by considering the previously discussed FMCI in a honeycomb lattice of spin  $S$  atoms. The structure of the honeycomb lattice is given in panel (a) of Fig. 1. It is a Bravais lattice with two atoms per unit cell and thus can be thought of as being composed of two distinct sublattices, which we label by  $A$  and  $B$ . An  $A$ -sub-lattice atom is connected to its nearest neighbors (NN) via the vectors  $\delta_1 = (\sqrt{3}/2, -1/2)a_0$ ,  $\delta_2 = (0, 1)a_0$ , and  $\delta_3 = (-\sqrt{3}/2, -1/2)a_0$ , where  $a_0$  is the inter-atomic distance, in a pristine, unstrained lattice. A 2D honeycomb ferromagnet can be described by a HSM Hamiltonian which depends on the spin vector operators  $\mathbf{S}(\mathbf{r}_i) = (S^x(\mathbf{r}_i), S^y(\mathbf{r}_i), S^z(\mathbf{r}_i))$ , acting at position  $\mathbf{r}_i$  which can couple to spins at NN and NNN sites via in-plane exchange integrals  $J_\perp$  and  $J_{2,\perp}$ , respectively, as well as their  $J_z$  and  $J_{z,2}$  counterparts. This model hosts gapless Dirac magnons (quantized spin-waves) excitations whose bands showcase an ultra-relativistic dispersion near the  $\mathbf{K}$  and  $\mathbf{K}'$  points of the Brillouin zone.

An FMCI is built from a HSM quite subtly, as the fact that an electric field alone can couple to magnons, is, in

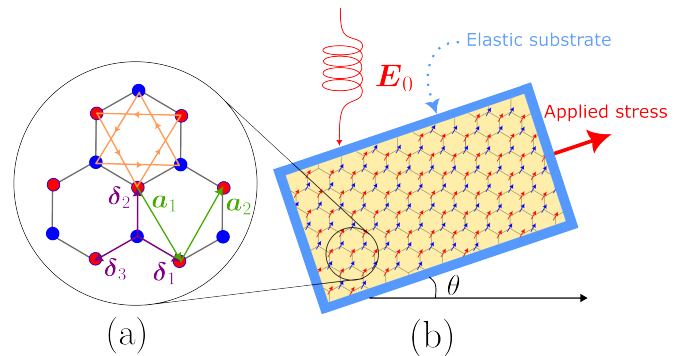


FIG. 1. (a) Honeycomb lattice structure: A (B) sub-lattice atoms are marked in blue (red). NN vectors  $\delta_i$  are displayed in purple and NNN vectors  $a_i$  are displayed in green. Orange arrows in the topmost honeycomb shape showcase the flux factor of the Dzyaloshinskii-Moriya interaction. (b) Schematic for the setup for straining a ferromagnetic 2D material at an angle  $\theta$  if stress is applied along the large blue arrow. An external electric circularly polarized electric field is applied with magnitude  $E_0$  leading to the tunable topological properties described in the main text. Throughout the text we will consider  $\theta = 0$  corresponding to zig-zag (ZZ) strain, and  $\theta = \pi/2$ , corresponding to armchair (AC) strain

principle, not so obvious. The key effect that comes into play, which allows for the direct coupling of an electric field to neutral bosons which carry a magnetic moment, such as Dirac magnons, is the Aharonov-Casher (A-C) effect [23]. This is a dual effect to the more well known Aharonov-Bohm (A-B) effect [24], in which a charged particle in a region of space with zero magnetic field, but importantly non-zero magnetic vector potential, acquires a non-trivial topological phase. Both A-B and A-C effects can result in interference effects, and the A-C effect implies that a charge neutral particle with a magnetic moment moving in a electric field will also acquire such a phase, called the A-C phase. For a ferromagnet irradiated by a circularly polarized laser field  $\mathbf{E}(t) = E_0(\tau \cos \omega t, \sin \omega t, 0)$ , with handedness given by  $\tau = \pm 1$ , and with frequency  $\omega$ , the A-C phase manifests itself as a time-dependent Peierls phase acquired by the Dirac magnons when hopping between different lattice sites. The time dependence of the resulting Hamiltonian appears terribly cumbersome, as well as not particularly elucidating as to the underlying physical effects the Dirac magnons experience. For these reasons, a perturbative scheme has historically been considered, based on the analysis of periodically driven systems, called Floquet theory. In particular, it is possible to perform a high-frequency expansion in inverse powers of  $\omega$  [25] which provides an effective Hamiltonian with clear qualitative and physical interpretation up to  $\mathcal{O}(\omega^{-1})$ . The correction of lowest order  $\mathcal{O}(\omega^0)$  in high-frequency provides an averaging of the Hamiltonian over a period of the driving laser, yielding a renormalization of the NN and NNN in-

plane exchange integrals as  $J_{\perp} \rightarrow J_{\perp} \mathcal{J}_0(\tau \alpha a_0)$ ,  $J_{\perp,2} \rightarrow J_{\perp,2} \mathcal{J}_0(\tau \alpha \sqrt{3} a_0)$ , (Eq. 1) where  $\alpha \equiv \mu_B E_0 / \hbar c^2$ , with  $\mu_B$  the Bohr magneton.  $\mathcal{J}_n(x)$  are the  $n$ th order Bessel functions, and the constants  $\hbar$ , and  $c$  are the reduced Planck's constant, and the speed of light in vacuum. The functional form of the renormalization of the NN in-plane hoppings is already interesting despite not providing topological properties by itself, as it depends on a Bessel function of order 0 for the case of the NN hoppings. Here, an additional knob for this model, which is the key ingredient to the results showcased in this letter, is the inter-atomic distance  $a_0$ . In addition to the renormalization of  $J_{\perp}$  and  $J_{\perp,2}$ , the second-order high-frequency correction can be seen to yield an additional term in the effective Hamiltonian, in the form of a spin-chirality (Eq. 2)

$$\begin{aligned} \hat{H}_F^{(1)} = & - \sum_{\langle i,j \rangle} J_{\perp} \mathcal{J}_0(\tau \alpha a_0) S^+(\mathbf{r}_i) S^-(\mathbf{r}_j) + \text{h.c} \\ & - \sum_{\langle i,j \rangle} J_z S^z(\mathbf{r}_i) S^z(\mathbf{r}_j) - \sum_{\langle\langle i,j \rangle\rangle} J_{2,z} S^z(\mathbf{r}_i) S^z(\mathbf{r}_j) \\ & - \sum_{\langle\langle i,j \rangle\rangle} J_{2,\perp} \mathcal{J}_0(\tau \alpha \sqrt{3} a_0) S^+(\mathbf{r}_i) S^-(\mathbf{r}_j) + \text{h.c} \end{aligned} \quad (1)$$

$$\hat{H}_F^{(2)} = \sum_{\langle i,j \rangle, k} \chi_{ijk} \mathbf{S}(\mathbf{r}_i) \cdot (\mathbf{S}(\mathbf{r}_j) \times \mathbf{S}(\mathbf{r}_k)), \quad (2)$$

where the interlinked braces  $\langle \cdot, \langle \cdot \rangle, \cdot \rangle$  indicate that the summation is performed over NNN atoms at positions  $i$  and  $k$ , which are connected by position  $j$ . In Eq. 1, the spin ladder operators  $S^{\pm} = S^x \pm iS^y$  are used. In Eq. 2, the spin-chirality is given by  $\chi_{ijk} = \tau \sqrt{3} J^2 \mathcal{J}_1(\tau \alpha \delta_{ji}) \mathcal{J}_1(\tau \alpha \delta_{ik}) \nu_{ik}^{A/B} / \omega$ , where  $\nu_{ik}^A = -\nu_{ik}^B = -\nu_{ki}^A$  is a flux-like term, dependent on the orientation of the NNN bonds which connect sites  $i$  and  $k$  according to the orange arrows in Fig. 1, panel (a). Note that we have made clear the fact that the intensity of the spin-chirality depends on the successive hoppings between an intermediate site via the first order Bessel functions. At this stage, all the distances  $\delta_{ji} \equiv |\boldsymbol{\delta}_i| a_0 = a_0$  are the same, and equal the inter-atomic distance. As such, we can write  $\mathcal{J}_1(\tau \alpha \delta_{ji}) \mathcal{J}_1(\tau \alpha \delta_{ik}) = \mathcal{J}_1^2(\tau \alpha a_0)$ . This makes it so  $\text{sign}(\chi) = \tau$ , for any possible value of  $\alpha \propto E_0$ . Such a spin chirality term is known to originate frustration in the ground state of the ferromagnetic system, leading to the possibility of originating spin-liquid states, but considering  $J_z > J_{\perp}$  the ferromagnetic ground state is stabilized.

For our discussion, a second quantization formalism for magnons can be employed using the Holstein-Primakoff (HP) boson formalism. The (linearized) HP transformations map spin operators into bosonic creation and annihilation operators  $a_i^{\dagger}/a_i$  ( $b_i^{\dagger}/b_i$ ) within the A (B) sub-lattices. Within linear spin-wave theory, the

spin-chirality is indistinguishable from a DMI, and, indeed, when writing this term using HP operators, and retaining only terms up to second order in such operators, this equivalence becomes clear. A particularly useful representation of this Hamiltonian in momentum space can be achieved in terms of the Pauli matrices. If we consider the vector of creation operators  $\Psi_{\mathbf{k}}^{\dagger} = (a_{\mathbf{k}}^{\dagger}, b_{\mathbf{k}}^{\dagger})$ , the effective Hamiltonian in momentum space can be written as

$$\mathcal{H}_F = \sum_{\mathbf{k}} \Psi_{\mathbf{k}}^{\dagger} [h_0(\mathbf{k}) \mathbb{1} + \mathbf{h}(\mathbf{k}) \cdot \boldsymbol{\sigma}] \Psi_{\mathbf{k}}, \quad (3)$$

where  $\mathbb{1}$  is the  $2 \times 2$  identity matrix, and we have defined a scalar  $h_0(\mathbf{k})$  and a vector  $\mathbf{h}(\mathbf{k}) = (h_x(\mathbf{k}), h_y(\mathbf{k}), h_z(\mathbf{k}))$  which is contracted with the vector of Pauli matrices  $\boldsymbol{\sigma} = (\sigma_x, \sigma_y, \sigma_z)$ . This is a general way to write a  $2 \times 2$  Hermitian operator, which is useful for our purposes, since the vector  $\mathbf{h}(\mathbf{k})$  contains all the information necessary for the topological characterization of the system. Its explicit form is given in the supplemental material, but we note that it includes summations over the NN and NNN vectors, and thus, it is expected that changing these vectors can have an effect on the spectrum as well as on the topological properties of this model. In the absence of a DMI, we have  $h_z(\mathbf{k}) = 0$ , the system is gapless and hence in a trivial topological phase. Turning on the DMI, the spectrum of Dirac magnons becomes gapped, and thus, this interaction can be interpreted as providing Dirac magnons with a mass. This system then falls into the category of Chern insulators, for which the signature of topology is the Chern number or TKNN invariant [26], which takes non-zero integer values if the material is in a topological phase, and is zero for a trivial phase. In case the topology is photo-induced, one calls it the Floquet Chern number  $C_{\eta}^F$ , and in any case, it can be computed as an integral over the Berry curvature  $\Omega_{\eta}^F(\mathbf{k}) = \frac{\eta}{2} \hat{\mathbf{h}}(\mathbf{k}) \cdot (\partial_{k_x} \hat{\mathbf{h}}(\mathbf{k}) \times \partial_{k_y} \hat{\mathbf{h}}(\mathbf{k}))$  in the full Brillouin zone, i.e.

$$C_{\eta}^F = \frac{1}{2\pi} \int_{\text{BZ}} d^2 \mathbf{k} \Omega_{\eta}^F(\mathbf{k}), \quad (4)$$

In the expression for the Berry curvature and Floquet Chern number,  $\hat{\mathbf{h}}(\mathbf{k}) = \mathbf{h}(\mathbf{k})/|\mathbf{h}(\mathbf{k})|$  and  $\eta = \pm 1$  is the band index. The Berry curvature itself can also be computed from the eigenstates of the effective Hamiltonian using numerical approaches [27], but the analytical expression given above justifies the previous statement that the vector  $\mathbf{h}(\mathbf{k})$  contains all relevant information necessary for the characterization of the material's topological properties. For the unstrained FMCI, we have the analytical result  $C_{\eta}^F = \eta \tau \text{sign}(\chi)$ . Our numerical calculations employ Fukui's method [27] due to its efficiency, but they remain analytically verifiable.

*Effects of strain on topological properties-* As we have previously described, for a magnetic material with a strong intrinsic DMI the sign ( $\chi$ ) can be manipulated by changing the intensity of the laser field, due to the first order correction of the high frequency approximation, which reads  $\chi \rightarrow \mathcal{J}_1(\alpha a_0)\chi$ . For systems where the DMI is fully synthetic and results only from second order Floquet theory, this does not appear possible due to the dependence in  $\mathcal{J}_1^2(\tau\alpha a_0) > 0$ . Guided by the fact that a sign change can be achieved by making the system anisotropic and transforming  $\mathcal{J}_1^2(\tau\alpha a_0) \rightarrow \mathcal{J}_1(\tau\alpha\delta_{ji})\mathcal{J}_1(\tau\alpha\delta_{ik})$ , The study on the exchange parameters in  $\text{CrI}_3$  as function of strain has also been analyzed theoretically, considering strain values up to 10% [28]. we explore the uniaxial straining of the FMCI. We will then show that even small amounts of strain can provide a pathway for such manipulations.

In the honeycomb lattice, the strain tensor is described by two parameters alone, namely the tensile strain  $\varepsilon$  and the Poisson ratio  $\nu$  [18, 29]. When inducing stress onto the 2D magnetic material, the tensile strain  $\varepsilon$  is proportional to this stress, and therefore we can treat  $\varepsilon$  as the tunable parameter in our system. It measures the amount of deformation in the direction of the applied stress, while the Poisson ratio measures the deformation of the lattice in the transverse direction. A positive Poisson ratio  $\nu > 0$  indicates that when a material is stretched in a particular direction, it compresses in the transverse direction, and vice-versa. As such, the lattice vectors acquire a functional dependence on the parameters  $\varepsilon$  and  $\nu$ , as strain applied in a particular direction. The deformed vectors read  $\delta_i(\varepsilon, \nu, \theta) = (1 + \bar{\varepsilon})\delta_i^{(0)}$ , where the strain tensor is

$$\bar{\varepsilon} = \varepsilon \begin{bmatrix} \cos^2 \theta - \nu \sin^2 \theta & (1 + \nu) \cos \theta \sin \theta \\ (1 + \nu) \cos \theta \sin \theta & \sin^2 \theta - \nu \cos^2 \theta \end{bmatrix}. \quad (5)$$

In electronic systems, it is well known that increasing bond lengths leads to an exponential decrease in hopping strength  $t \rightarrow t \exp(-\beta(|\delta_i(\varepsilon, \nu, \theta)| - 1))$  [30], where  $\beta$  is a phenomenological parameter of the order of unity. Since we expect that the strength of the exchange interaction is  $J \propto t^2/U$  for  $U$  representing the strength of on-site Coulomb repulsion in some underlying electronic model, we consider that a similar exponential decay occurs for  $J$  with the rate of  $2\beta$ . We find that the inclusion of such a phenomenological correction in a standard Haldane model is enough to produce topological phase transitions, when a system is strained with values of, for instance,  $\varepsilon \sim 15\%$  for a Haldane flux of  $\phi = 4\pi/5$  (see supplemental information). For a standard DMI system, even if  $J_{2,z/\perp} = 0$ , this value can be much higher, making it unfeasible for applications. On the other hand, rich phase diagrams emerging from uniaxially straining a magnetic material appear. This is due to the

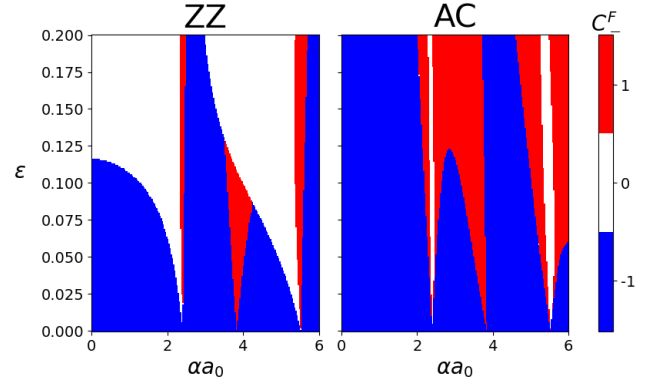


FIG. 2. Phase diagrams showcasing the Chern number as a function of the electric field through  $\alpha a_0$  as well as the strain magnitude  $\varepsilon$  in the ZZ and AC directions for a FMCI with  $J_2 = 0$  and  $\hbar\omega = 50J$ . Left panel - Strain in the ZZ direction: A series of dips is observable for which at certain values of electric field, small amounts of strain are necessary to induce a topological phase transition. The first white dip corresponds to a situation where  $\mathcal{J}_0(\alpha|\delta_1|a_0)$  and  $\mathcal{J}_0(\alpha|\delta_3|a_0)$  go to zero. The subsequent transitions in each dip occur either because of this or due to changes in the DMI sign due to  $\mathcal{J}_1$ . Right Panel - Strain in the AC direction: A similar situation occurs, with the first dip being related to the position of the zero of the NN exchange integrals, and the second dips occur due to the DMI sign change.

intricate dependence of NN and NNN hoppings on Bessel functions. We focus first on the case  $J_{2,z} = J_{2,\perp} = 0$ .

The functional dependence on Bessel functions can result in the closing of the gap of the system well below strain values of 15%, and break the symmetry of the lattice in such a way that the system becomes topologically trivial, or even switch the relative sign of NN and DMI. Indeed, this NN sign-switch plays a more relevant role at a lower value of the intensity of the electric field, for any reasonable value of strain. Thus, from an experimental point of view, may be more easily accessed. Fig. 2 shows that both if stress is applied in either the zig-zag as well as armchair directions of the honeycomb lattice, there exists a point, near the zero of  $\mathcal{J}_0(\alpha|\delta_1(\varepsilon, \nu, \theta)|a_0) = \mathcal{J}_0(\alpha|\delta_3(\varepsilon, \nu, \theta)|a_0)$ , at which a transition between a Floquet Chern number  $C_-^F = -1$  to  $C_-^F = 1$  can occur, even for very small values of strain. For strain applied in the Armchair (AC) direction, a large region of Chern number  $C_-^F = +1$  occurs for strain above 12.5% and  $\alpha a_0$  above the first zero of  $\mathcal{J}_0$ , whereas for strain applied in the ZZ direction, transitions to a trivial phase can occur for a much smaller field intensity. The generic behavior of the transitions, is that several dips in critical strain occur within the phase diagram, close to zeros of the Bessel functions  $\mathcal{J}_0$  and  $\mathcal{J}_1$ . As described in the section on realistic parameter values,  $\alpha a_0 = 2.3$ , which corresponds to the location of the first dip for which transitions occur for low values of

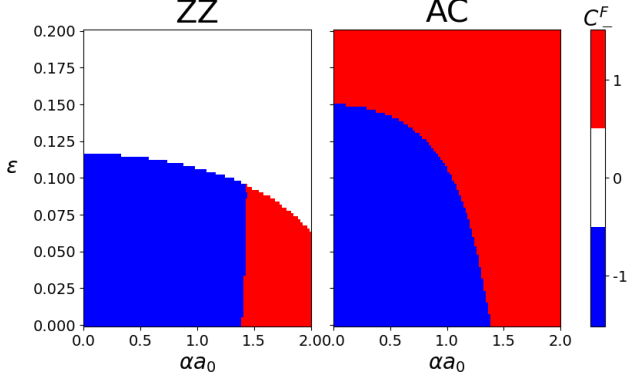


FIG. 3. Phase diagrams showcasing the Chern number as a function of the electric field through  $\alpha a_0$  as well as the strain magnitude  $\epsilon$  in the ZZ (left panel) and AC (right panel) directions, with  $J_2 = 0.1J$  and  $\hbar\omega = 50J$ . For strain in the AC direction, there exist critical strain values for field arbitrarily close to zero, as well as critical field values for arbitrarily small strain near  $\alpha a_0 \approx 1.38$ , for which topological transitions can occur between phases with inverse Chern numbers.

strain, is still quite a large field intensity. This leads to the question of whether there exist any mechanism which can lower this critical value further. We show that by turning on the NNN exchange integral  $J_2 > 0$ , which is renormalized by the laser field, the mapping to the Haldane model must also include a flux  $\phi_{ijk} = \arctan(\chi_{ijk}/J_{2,ik})$ , and since both of the quantities  $\chi_{ijk}$  and  $J_{2,ik}$  depend on  $\alpha a_i$  in distinct manners, this phase becomes tunable with the electric field intensity, leading to another mechanism for tuning the topological phase. In this case, the phase diagram acquires two interesting features showcased in Fig. 3, especially evident for strain applied in the AC direction. A critical value of electric field exists which provides a transition for vanishing values of strain for a much lower value of electric field  $\alpha a_0 \approx 1.38$ . The value for the critical electric field is also decreased until it vanishes, at a strain of about 15%. Tuning the strain with high precision near this value can allow for an inversion of the sign of the Floquet Chern number for an arbitrarily small electric field. In the ZZ direction, a similar situation occurs for topological to trivial transition, near 11% strain, and this value can be reduced to about 9.5% strain while remaining in the  $C^F = -1$  phase by increasing  $\alpha$ . We consider these to be the most important results of this letter, as small values of strain can be achieved by overlaying a 2D magnetic material in a patterned substrate, and thus precise control of topological phases can be obtained in integrated devices.

*Realistic realization-* We now justify the choice of parameters used for our calculations, since some are yet undetermined experimentally at the present time. Parameters such as the Poisson ratio  $\nu$  for mono-layer

ferromagnetic materials, for instance, have not yet been subject to thorough experimental analysis, and hence for a rough estimate of the effects of the strain we have used  $\nu = 0.165$  corresponding to the case of graphene, the most well known 2D material with a honeycomb structure [18]. We also pick  $\beta = 3.37$ , corresponding to the value obtained experimentally for graphene [31]. The electric field at which the first transition occurs for small strain lies around  $\alpha a_0 \approx 2.3$ , but is lowered for increased values of strain in the AC direction in the case of  $J_2 = 0$ . Using the distance between magnetic atoms in  $\text{CrI}_3$  as a rough estimate, a critical electric field of the order of  $E_0 \approx 1 \times 10^{13} \text{V/cm}$  is necessary to induce a transition. Lasers of up to  $10^{23} \text{W/cm}^2$  have been reported [32], which allow for laser fields of up to roughly  $E_0 \approx 9 \times 10^{12} \text{V/cm}$ . Although this value is of the order of magnitude of the field necessary to induce topological phase transitions in the system, the authors recognize that it still is quite a high value of electric field, which may result in damage to the material or otherwise undesirable out-of equilibrium phenomena to take place. This renders the topological phase transitions in a  $J_2 = 0$  model, likely out of reach. However, as our calculations show, for  $J_2 > 0$ , the critical electric field are much smaller. For increasing values of strain in the AC direction up to a critical value of 15% a transition occurs for vanishing field intensity. In the ZZ direction, a trivial phase can be reached for values of up to 11% strain. Furthermore, we use  $\hbar\omega = 50J$ , which leads to a frequency of  $\omega/2\pi \approx 1.2 \times 10^{13} \text{Hz}$ , lying in the 10s of THz, achievable using ultra-fast terahertz spectroscopy [9]. Finally, it is worth mentioning that the coupling between electrons and electric fields is much stronger. A number of papers have proposed the realization and study of photo-induced spin-liquid ground states starting from a Fermi-Hubbard model, realizable in cold atom lattices or some van der Waals materials [33–36]. Such a system would be described by a Hamiltonian of the form

$$H = -t \sum_{\langle i,j \rangle} e^{i\theta_{ij}(t)} c_{i\sigma}^\dagger c_{j\sigma} + U \sum_i \hat{n}_{i\uparrow} \hat{n}_{i\downarrow}, \quad (6)$$

where the time-dependent Peierls phases  $\theta_{ij}(t)$  now couple to electronic creation and annihilation operators  $c_{i\sigma}^\dagger/c_{i\sigma}$ , through the A-B effect. Here  $U$  is the Hubbard on-site coulomb interaction which is proportional to the number of electrons  $\hat{n}_{i\sigma} = c_{i\sigma}^\dagger c_{i\sigma}$  with opposite spins  $\sigma = \uparrow, \downarrow$  occupying any given lattice site. Directly coupling to electrons yields a number of advantages: Firstly, the coupling factors for magnons  $\alpha_m$  and for electrons  $\alpha_e$  are related by  $\alpha_m/\alpha_e = 10^{-5}$  for a frequency of  $\hbar\omega = 1 \text{eV}$ , enabling the ability to obtain similar phenomenology for electric fields  $10^5$  times smaller. Additionally, the driving frequency can be chosen to be sub-gap, i.e.  $\hbar\omega < U$ , and off-resonant with  $U/n$  which means the electronic bands will remain at half-filling

when driven by the laser field, thus avoiding material damage. A HSM plus a spin chirality term can thus remain a valid description of the model under driving. Finally, electric fields of  $E_0 \approx 1 \times 10^7 \text{V/cm}$  can be utilized, which are well within reach of experiments, and allow for  $\alpha a_0 > 1$ , reaching most of the relevant parameter space for our proposal [33]. It is our expectation, that by manipulating the intensity of laser traps, deformed lattices could be realized in this setting, providing a possible mechanism to test our ideas in a more controlled environment.

*Acknowledgments-* The authors thank António Costa for comments on the manuscript. T.V.C. A. acknowledges support by the Portuguese Foundation for Science and Technology (FCT) in the framework of the project CERN/FIS-COM/0004/2021 and the hospitality of LIP where this work was conducted. N.M.R.P. acknowledges support by the Portuguese Foundation for Science and Technology (FCT) in the framework of the Strategic Funding UIDB/04650/2020, COMPETE 2020, PORTUGAL 2020, FEDER, and through projects PTDC/FIS-MAC/2045/2021, EXPL/FIS-MAC/0953/2021, and from the European Commission through the project Graphene Driven Revolutions in ICT and Beyond (Ref. No. 881603, CORE 3).

- 
- [1] C. Gong, L. Li, Z. Li, H. Ji, A. Stern, Y. Xia, T. Cao, W. Bao, C. Wang, Y. Wang, Z. Q. Qiu, R. J. Cava, S. G. Louie, J. Xia, and X. Zhang, *Nature* **546**, 265 (2017).
  - [2] B. Huang, G. Clark, E. Navarro-Moratalla, D. R. Klein, R. Cheng, K. L. Seyler, D. Zhong, E. Schmidgall, M. A. McGuire, D. H. Cobden, W. Yao, D. Xiao, P. Jarillo-Herrero, and X. Xu, *Nature* **546**, 270 (2017).
  - [3] L. Zhang, J. Ren, J.-S. Wang, and B. Li, *Physical Review B* **87**, 144101 (2013).
  - [4] Z. Cai, S. Bao, Z.-L. Gu, Y.-P. Gao, Z. Ma, Y. Shangguan, W. Si, Z.-Y. Dong, W. Wang, Y. Wu, D. Lin, J. Wang, K. Ran, S. Li, D. Adroja, X. Xi, S.-L. Yu, X. Wu, J.-X. Li, and J. Wen, *Physical Review B* **104**, L020402 (2021).
  - [5] R. Chisnell, J. Helton, D. Freedman, D. Singh, R. Bewley, D. Nocera, and Y. Lee, *Physical Review Letters* **115**, 147201 (2015).
  - [6] Q. L. He, T. L. Hughes, N. P. Armitage, Y. Tokura, and K. L. Wang, *Nature Materials* **21**, 15 (2022).
  - [7] I. Dzyaloshinsky, *Journal of Physics and Chemistry of Solids* **4**, 241 (1958).
  - [8] T. Moriya, *Physical Review* **120**, 91 (1960).
  - [9] S. A. Owerre, *Journal of Physics Communications* **1**, 021002 (2017).
  - [10] S. A. Owerre, *Journal of Physics Communications* **2**, 109501 (2018).
  - [11] F. D. M. Haldane, *Physical Review Letters* **61**, 2015 (1988).
  - [12] H. Katsura, N. Nagaosa, and P. A. Lee, *Physical Review Letters* **104**, 066403 (2010).
  - [13] R. Matsumoto and S. Murakami, *Physical Review Letters* **106**, 197202 (2011).
  - [14] J. H. Han and H. Lee, *Journal of the Physical Society of Japan* **86**, 011007 (2017).
  - [15] R. Matsumoto, R. Shindou, and S. Murakami, *Physical Review B* **89**, 054420 (2014).
  - [16] Z. Peng, X. Chen, Y. Fan, D. J. Srolovitz, and D. Lei, *Light: Science & Applications* **9**, 190 (2020).
  - [17] T. Low, F. Guinea, and M. I. Katsnelson, *Physical Review B* **83**, 195436 (2011).
  - [18] V. M. Pereira, A. H. Castro Neto, and N. M. R. Peres, *Physical Review B* **80**, 045401 (2009).
  - [19] V. M. Pereira and A. H. Castro Neto, *Physical Review Letters* **103**, 046801 (2009).
  - [20] J. Zhong, M. Wang, T. Liu, Y. Zhao, X. Xu, S. Zhou, J. Han, L. Gan, and T. Zhai, *Nano Research* **15**, 1254 (2022).
  - [21] M. Mannai and S. Haddad, *Journal of Physics: Condensed Matter* **32**, 225501 (2020).
  - [22] O. G. Udalov and I. S. Beloborodov, *Physical Review B* **102**, 134422 (2020).
  - [23] Y. Aharonov and A. Casher, *Physical Review Letters* **53**, 319 (1984).
  - [24] Y. Aharonov and D. Bohm, *Physical Review* **115**, 485 (1959).
  - [25] A. Eckardt and E. Anisimovas, *New Journal of Physics* **17**, 093039 (2015).
  - [26] D. J. Thouless, M. Kohmoto, M. P. Nightingale, and M. den Nijs, *Phys. Rev. Lett.* **49**, 405 (1982).
  - [27] T. Fukui, Y. Hatsugai, and H. Suzuki, *Journal of the Physical Society of Japan* **74**, 1674 (2005).
  - [28] A. M. León, J. W. González, J. Mejía-López, F. C. de Lima, and E. S. Morell, *2D Materials* **7**, 035008 (2020).
  - [29] L. D. Landau and E. M. Lifshitz, *Theory of elasticity*, 3rd ed., Course of theoretical physics No. 7 (Elsevier, Butterworth-Heinemann, Amsterdam Heidelberg, 2009).
  - [30] P. E. A. Turchi, A. Gonis, and L. Colombo, eds., *Tight-binding approach to computational materials science: symposium held December 1-3, 1997, Boston, Massachusetts, U.S.A*, Materials Research Society symposium proceedings ; v. 491 (Materials Research Society, Warrendale, Pa, 1998).
  - [31] A. H. Castro Neto and F. Guinea, *Physical Review B* **75**, 045404 (2007).
  - [32] J. W. Yoon, Y. G. Kim, I. W. Choi, J. H. Sung, H. W. Lee, S. K. Lee, and C. H. Nam, *Optica* **8**, 630 (2021).
  - [33] E. Vinas Boström, M. Claassen, J. McIver, G. Jotzu, A. Rubio, and M. Sentef, *SciPost Physics* **9**, 061 (2020).
  - [34] M. Bukov, M. Kolodrubetz, and A. Polkovnikov, *Physical Review Letters* **116**, 125301 (2016).
  - [35] J. H. Mentink, K. Balzer, and M. Eckstein, *Nature Communications* **6**, 6708 (2015).
  - [36] M. Claassen, H.-C. Jiang, B. Moritz, and T. P. Devereaux, *Nature Communications* **8**, 1192 (2017).