

# Identifying the Distribution of Welfare from Discrete Choice

Bart Capéau<sup>†,‡</sup>, Liebrecht De Sadeleer, and Sebastiaan Maes<sup>†,◊</sup>

<sup>†</sup>Department of Economics, KU Leuven

<sup>‡</sup>ECARES, ULB

<sup>◊</sup>Department of Economics, University of Antwerp

March 7, 2023

## Abstract

Empirical welfare analyses often impose stringent parametric assumptions on individuals' preferences and neglect unobserved preference heterogeneity. In this paper, we develop a framework to conduct individual and social welfare analysis for discrete choice that does not suffer from these drawbacks. We first adapt the class of individual welfare measures introduced by [Fleurbaey \(2009\)](#) to settings where individual choice is discrete. Allowing for unrestricted, unobserved preference heterogeneity, these measures become random variables. We then show that the distribution of these objects can be derived from choice probabilities, which can be estimated nonparametrically from cross-sectional data. In addition, we derive nonparametric results for the joint distribution of welfare and welfare differences, as well as for social welfare. The former is an important tool in determining whether the winners of a price change belong disproportionately to those groups who were initially well-off.

**Keywords:** discrete choice, nonparametric welfare analysis, individual welfare, social welfare, money metric utility, compensating variation, equivalent variation

**JEL codes:** C14, C35, D12, D63, H22, I31

---

E-mail: [bart.capeau@ulb.be](mailto:bart.capeau@ulb.be), [sebastiaan.maes@uantwerpen.be](mailto:sebastiaan.maes@uantwerpen.be)

**Acknowledgements:** We are most grateful to André Decoster for countless stimulating discussions and his enduring encouragement. We also thank Debopam Bhattacharya, Laurens Cherchye, Benoît Decerf, Bram De Rock, Geert Dhaene, Peter Haan, Karim Kilani, Erwin Ooghe, Erik Schokkaert, and Frederic Vermeulen, as well as conference and workshop participants at KU Leuven, IAAE, IIPF, LAGV, LISER, and NESG for useful suggestions and comments on previous versions of this paper. Bart Capéau acknowledges support from the FWO and the F.R.S.-FNRS (project number EOS 30544469). Liebrecht De Sadeleer acknowledges support from the FWO (project number G073020N). Sebastiaan Maes benefited from a PhD Fellowship of the FWO. The results and their interpretation are the authors' sole responsibilities.

# 1 Introduction

Discrete choice random utility models (DC-RUMs) have a long tradition in both theoretical and empirical microeconomic research. They have been applied to a wide range of problems in education, health care, industrial organisation, labour, marketing, public finance, and transportation.<sup>1</sup> The success of DC-RUMs can be explained by their ability to model individual demand among a discrete set of alternatives in a flexible way, allowing for the presence of unobserved heterogeneity in individual preferences. As econometric models typically explain only a small part of the variation in choice data, unobserved heterogeneity is thought to be an important driver of individual demand in empirical applications. Neglect or misspecification of this heterogeneity might introduce substantial biases into the analysis.

In this paper, we develop a framework to conduct individual and social welfare analysis in DC-RUMs that allows for unrestricted, unobserved heterogeneity in individuals' preferences. Our approach is entirely nonparametric and, therefore, does not suffer from misspecification in the econometric model. The framework is sufficiently general to study both *levels* and *differences* of individual welfare, where the latter measure individuals' gains or losses induced by an exogenous price change. Characterising these concepts is of first-order importance to applied welfare analysis for at least three reasons. Firstly, knowledge on levels of welfare enables researchers to rank individuals according to their well-being in any given situation, distinguishing between those who are well-off and those who are poor. In aggregating these levels across individuals, overall social welfare can be calculated and compared between two situations. Secondly, knowledge on differences of welfare allows to assess individuals' welfare gains or losses from a price change, distinguishing between winners and losers. Thirdly, joint knowledge on levels and differences of welfare reveals the association between individuals' gains or losses from a price change and their position in terms of initial welfare. This allows for the assessment of, for example, whether the winners of a price change belong disproportionately to those groups who were initially well-off.

Our results complement and extend the recent findings of [Bhattacharya \(2015, 2018\)](#), who studies the distribution of the compensating variation (CV) and equivalent variation (EV), in several important directions.<sup>2</sup> First, we do not only consider welfare differences, but also derive nonpara-

---

<sup>1</sup>Some parametric models within this class, such as the binary and multinomial logit models, yield convenient closed-form choice probabilities, which makes them a popular choice in applied work. For a comprehensive overview, see [Train \(2003\)](#).

<sup>2</sup>This is of theoretical and practical interest. For example, an important limitation of the CV and EV is that they cannot be used in the labour supply context, as both the initial and final prices (i.e., wages) differ across individuals. It is well known that welfare analysis is only meaningful when a common reference price is imposed ([King, 1983](#)).

metric results for the distribution of welfare levels and for the joint distribution of welfare levels and differences. In doing so, this paper is the first to study welfare levels in a nonparametric setting with unrestricted, unobserved heterogeneity. Second, we go beyond [Samuelson's \(1974\)](#) money metric utilities (MMUs), and show that our results hold for a much broader class of welfare metrics. Our results characterise what can be learned about individual and social welfare from cross-sectional and panel data. Third, we also provide all results conditional on the observed pre- or post-price change choices, which can reduce the uncertainty in the welfare estimates. Moreover, conditioning on these observed choices might also be important from a political economy perspective.

To operationalise our framework, we first adapt the class of individual welfare measures introduced by [Fleurbaey \(2009\)](#) to settings where individual choice is discrete instead of continuous. We call them nested opportunity set (NOS) measures. These welfare measures were developed in line with the growing consensus that well-being, be it measured at the individual micro- or at a nation-wide macro-level, needs to be assessed in a multi-dimensional way, which goes beyond income alone (e.g., see [Stiglitz et al., 2009](#) and [Fleurbaey and Blanchet, 2013](#)). We show that MMUs are within the class of NOS measures, and use them as a leading example to illustrate our approach.<sup>3</sup> As a result, the well-known CV and EV, which are both measures of differences of individual welfare, are embedded in our framework. Our results therefore generalise the findings of [Dagsvik and Karlström \(2005\)](#) and [de Palma and Kilani \(2011\)](#) to settings where unobserved heterogeneity is essentially unrestricted.

As the presence of unobserved heterogeneity renders these NOS measures stochastic from the point of view of the econometrician, we then show how their distributions relate to what is typically observed in cross-sectional and panel data. In particular, we prove that the marginal distribution of NOS measures can be recovered nonparametrically from cross-sectional data by evaluating the observed choice probabilities at counterfactual prices. This allows researchers to study levels of individual welfare in any given situation. Likewise, we show that the joint distribution of welfare levels and welfare differences can be recovered nonparametrically from panel data by evaluating the observed transition probabilities at counterfactual prices.<sup>4</sup> Building on these results, we are able to nonparametrically characterise levels and differences in aggregate welfare for any additively

---

<sup>3</sup>The use of welfare measures based on the expenditure function, the so-called MMUs, is a well-established practice in the applied welfare literature (for seminal contributions, see [Diamond and McFadden, 1974](#); [Dixit, 1975](#); [King, 1983](#)).

<sup>4</sup>These transition probabilities are derived under the assumption that unobserved individual preferences are unaltered by the price change, which implies perfect correlation in unobserved heterogeneity before and after the price change. Alternatively, [Dagsvik \(2002\)](#) and [Delle Site and Salucci \(2013\)](#) consider models where there is imperfect correlation.

separable social welfare function.

Our identification results are constructive and can be implemented in empirical work using only nonparametric regression. We also demonstrate how Boole-Fréchet inequalities (Fréchet, 1935) and stochastic revealed preference restrictions can be exploited to construct sharp bounds on the transition probabilities in the common event when only cross-sectional data is available.<sup>5</sup> These bounds are functionals of the choice probabilities and are, as such, straightforward to implement. They can readily be used to set-identify the concepts that are expressed in terms of transition probabilities. In a longer version of this paper (Capéau et al., 2022), we find the identified sets for NOS measures to be small in an empirical application on female labour supply, which suggests that cross-sectional data is sufficiently rich for applied welfare analysis.

As a by-product, we can not only condition our results on exogenous characteristics, but also derive results conditional on the choices before or after the price change. This allows researchers to take the additional information conveyed by the observed choices into account. Conditioning on observed choices restricts the admissible set of unobserved preference heterogeneity, such that individual welfare can be measured more precise. In addition, this conditioning is also relevant from a political economy perspective. It provides answers to questions like ‘What is the welfare impact of a refundable tax credit on the *unemployed*?’ and ‘How do congestion taxes affect the welfare of *drivers*?’. Finally, in the labour supply setting, these conditional results are also required to study how welfare gains vary with the level of earned income, as the latter is endogenous.

**Related literature** The structural modelling of individual preferences in DC-RUMs renders this class of models especially suitable for the welfare analysis of price changes. Over the last fifteen years, a methodological literature has emerged that derives closed-form expressions for the distribution of the CV and EV under ever less parametric assumptions on the nature of individuals’ preferences.<sup>6</sup> For the class of additive DC-RUMs, Dagsvik and Karlström (2005) provide expressions for the distribution of the CV based on compensated (Hicksian) choice probabilities. The authors provide analytical results for models where unobserved heterogeneity is generalised extreme value distributed. Alternatively, de Palma and Kilani (2011) advance a direct approach for

---

<sup>5</sup>In the context of continuous choice, similar inequalities have been exploited by Hoderlein and Stoye (2014), Kitamura and Stoye (2018), and Deb et al. (2022).

<sup>6</sup>Before, no closed-form expressions existed, even for the expected values of the CV and EV. Therefore, researchers had to resort to approximations, except for the most simple of DC-RUMs in which individuals have constant marginal utility of income and unobserved heterogeneity is additive and generalised extreme value distributed (Small and Rosen, 1981; McFadden, 1999). These approximations are either biased (Morey et al., 1993), rather uninformative (Herriges and Kling, 1999), or computationally burdensome (McFadden, 1999).

this class, in which they express this distribution in terms of uncompensated (Marshallian) choice probabilities. More recently, [Bhattacharya \(2015, 2018\)](#) showed that the marginal distributions of the CV and EV can be written as a functional of uncompensated choice probabilities, even when unobserved heterogeneity is essentially unrestricted, and therefore possibly nonadditive. This paper generalises and extends these results as described above.

Several semiparametric methods have been developed to relax functional form assumptions on either deterministic preferences or the distribution of unobserved heterogeneity in DC-RUMs (for early results see [Manski, 1975](#); [Matzkin, 1991](#); and [Klein and Spady, 1993](#)). Other contributions introduce entirely nonparametric methods that do not impose functional form restrictions on either of these components for this class of models, based on either shape restrictions (e.g., see [Matzkin, 1993](#)) or the availability of a large-support special regressor (e.g., see [Lewbel, 2000](#) and [Briesch et al., 2010](#)). The approach we follow in this paper deviates from this literature as our objective is not to recover deterministic preferences and the distribution of unobserved heterogeneity, but instead to identify individual welfare measures which are functions of both these model primitives.

In recent years, a comprehensive theoretical framework for measuring individual well-being has been developed that encompasses both the classical MMUs ([Samuelson, 1974](#)), adaptations of other measures like [Pazner's \(1979\)](#) ray utilities, and measures like the equivalent income and wage metrics (among others, see [Pencavel, 1977](#); [Fleurbaey, 2007](#); [Fleurbaey, 2009](#); [Decancq et al., 2015](#); and [Fleurbaey and Maniquet, 2017](#)). Almost all of these measures cardinalise preferences by associating their indifference sets with members of a family of nested opportunity sets; i.e. a lower ranked indifference set is associated with a smaller opportunity set. The sizes of those opportunity sets are argued to be an ethically more meaningful basis for interpersonal comparisons of well-being than income or reports on subjective satisfaction levels. Indeed, contrary to income and subjective satisfaction, such measures ensure that individuals with the same preferences and in a situation which makes them indifferent among each other are always considered to be equally well-off. We adapt this class of individual welfare measures to settings where individual choice is discrete and show how the distribution of these NOS measures relates to what is typically nonparametrically observed in cross-sectional and panel data.

Another strand of literature focuses on the nonparametric identification of counterfactual choices and welfare under unobserved heterogeneity in models where demand is continuous instead of discrete. Most results exploit the smoothness of the underlying individual demand functions to arrive at Slutsky-like restrictions on average and quantile demands (e.g., see [Dette et al., 2016](#); [Hausman and Newey, 2016](#); [Blundell et al., 2017](#); and [Hoderlein and Vanhems, 2018](#)). Other re-

sults exploit the axioms of revealed preference to attain identification under the presence of unobserved heterogeneity (e.g., see [Blundell et al., 2014](#); and [Cosaert and Demuynck, 2018](#)). In contrast to our results, however, the availability of cross-sectional and short panel data is generally not sufficient to point-identify the distribution of welfare levels and differences in settings where demand is continuous and unobserved heterogeneity is unrestricted.

Finally, this paper contributes to the literature that applies NOS measures empirically. Using GSOEP microdata, [Decoster and Haan \(2015\)](#) estimate a parametric DC-RUM of labour supply and construct rankings of households based on NOS measures. [Carpantier and Sapata \(2016\)](#) extend the approach of [Decoster and Haan \(2015\)](#) by integrating unobserved preference heterogeneity through a numerical procedure (comparable to the approach of [Herriges and Kling \(1999\)](#) for welfare differences). Our results show that the parametric assumptions imposed in these papers are not necessary to obtain identification.

**Outline of the paper** The remainder of this paper is organised as follows. In the next section, we introduce the class of NOS welfare measures for settings where choice is continuous. In Section 3, our conceptual framework is laid out. We specify the DC-RUM and adapt the class of NOS welfare measures to this discrete setting. In Section 4, we show that the distribution of these objects can be derived from choice and transition probabilities. In addition, we derive nonparametric results for the joint distribution of welfare and welfare differences, as well as for social welfare. In Section 5, we discuss how the choice and transition probabilities can be retrieved from cross-sectional data. Section 6 contains concluding remarks. All proofs and some additional results are collected in the Online Appendix.

## 2 NOS welfare measures in a continuous setting

In this section, we briefly explain and motivate the class of NOS welfare measures, which have been introduced by [Fleurbaey \(2009\)](#) for settings where choice is continuous.<sup>7</sup> These measures cardinalise preferences by associating each indifference set with a member of a family of nested opportunity sets, which is common to all individuals.<sup>8</sup> A lower ranked indifference set is associated with a smaller set from that family, such that the size of the opportunity set acts as a measure of individual well-being, respecting that individual's preferences.

---

<sup>7</sup>The discussion here is informal as additional assumptions are needed to guarantee the existence and the uniqueness of the NOS welfare measure. A more rigorous treatment is postponed to Section 3.2.

<sup>8</sup>Note that these opportunity sets are a conceptual device to cardinalise preferences and are unrelated to individuals' actual budget sets.

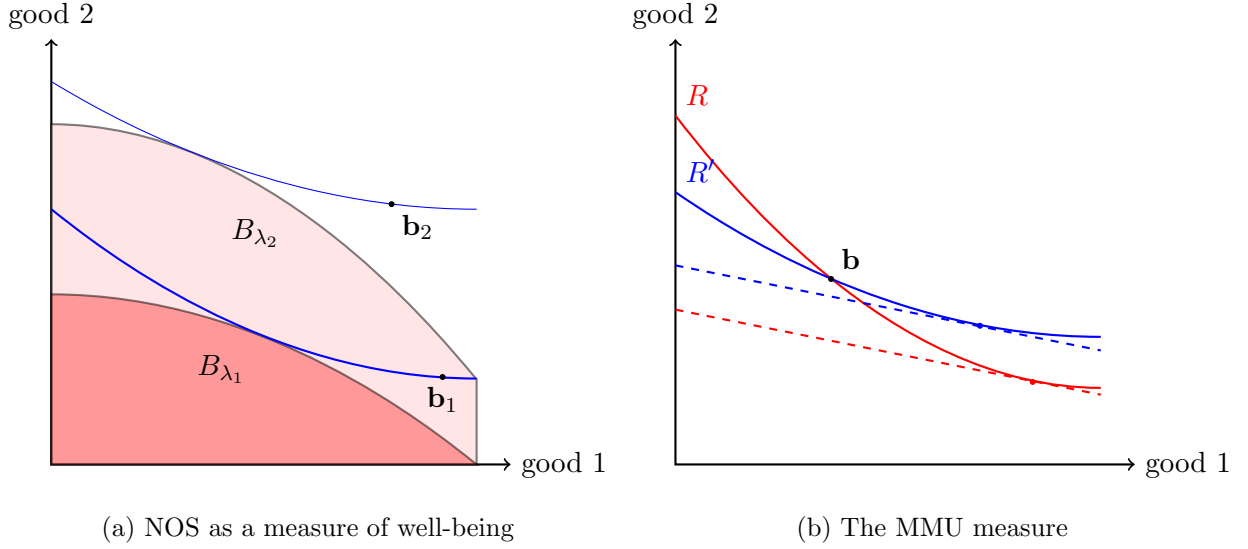


Figure 1: NOS welfare measures in a continuous choice setting

Formally, let  $B \subseteq \mathbb{R}_+^n$  be the set of all bundles  $\mathbf{b}$  an agent can possibly obtain, and let  $\{B_\lambda \subseteq B \mid \lambda \in \Lambda \subseteq \mathbb{R}\}$  denote a family of nested opportunity sets indexed with a parameter  $\lambda$  such that  $\lambda < \lambda'$  implies that  $B_\lambda \subsetneq B_{\lambda'}$ . Given a well-behaved utility function  $U(\mathbf{b}) : B \rightarrow \mathbb{R}$ , the NOS welfare measure evaluated in a bundle  $\mathbf{b} \in B$  is then defined as

$$W(\mathbf{b}) = \max \left\{ \lambda \in \Lambda \mid U(\mathbf{b}) \geq \max_{\mathbf{b}' \in B_\lambda} U(\mathbf{b}') \right\}, \quad (1)$$

that is, the largest value of  $\lambda$  — or, equivalently, the largest opportunity set — for which the individual still weakly prefers bundle  $\mathbf{b}$  above all bundles  $\mathbf{b}'$  in the set  $B_\lambda$ .

This definition is illustrated in Figure 1a by means of a classical trade-off between two goods. Suppose first an individual obtains a bundle  $\mathbf{b}_1$ , and let the thick blue line denote her indifference curve passing through  $\mathbf{b}_1$ . This indifference curve is associated with the opportunity set  $B_{\lambda_1}$ , which is shaded in dark red. In accordance with the definition in Equation (1), this set is designed such that the individual could obtain, at best, a bundle equally good as  $\mathbf{b}_1$ , when she would be faced with the opportunity set  $B_{\lambda_1}$ . Suppose now that the individual obtains a bundle  $\mathbf{b}_2$ , which is better than  $\mathbf{b}_1$ , according to her own preferences. Then the associated opportunity set  $B_{\lambda_2}$ , which is shaded in light red, is again such that the best bundle in this set is equally good as  $\mathbf{b}_2$ , and includes the set  $B_{\lambda_1}$ . From this illustration, it is clear that the size of these opportunity sets serves as a measure of individual well-being that respects preferences, in the sense that the well-being level of an individual in situation  $\mathbf{b}_2$  is higher than her well-being level in situation  $\mathbf{b}_1$ , if and only if that individual prefers  $\mathbf{b}_2$  to  $\mathbf{b}_1$ . The size of an opportunity set is measured by its indexing parameter  $\lambda$ .

A well-known and often used set of welfare measures within the NOS class is the set of MMUs (Samuelson, 1974).<sup>9</sup> In this case, the NOS are of the form

$$B_\lambda \equiv \left\{ \mathbf{b} \in \mathbf{B} \mid \mathbf{b}' \mathbf{p}^{ref} \leq \lambda \right\}, \quad (2)$$

where  $\mathbf{p}^{ref}$  is a vector of reference prices that is fixed by the researcher. In this specification, the shape of the family of nested opportunity sets is determined by a set of hyperplanes with normal  $\mathbf{p}^{ref}$ . The vector of reference prices determines the slope of the hyperplane.

Applying Equation (1), we find that the MMU measures well-being in a bundle by the maximal monetary amount that can be granted to an individual faced with reference prices  $\mathbf{p}^{ref}$ , such that she would at most be equally well-off as in that bundle. This coincides with the expenditure function representation of preferences. The indexing parameter  $\lambda$  equals  $\mathbf{b}' \mathbf{p}^{ref}$  and can thus be interpreted as a monetary amount. In Figure 1b, we illustrate the opportunity sets associated with these measures. The dashed lines define the upper bound of two elements from the family of this particular MMU with reference prices  $(p_1^{ref}, p_2^{ref})$  and have slope  $-p_1^{ref}/p_2^{ref}$ . For a particular bundle  $\mathbf{b}$  the person with preferences  $R'$  represented by the blue indifference curve through that bundle, is considered to be better off than the person with preferences  $R$  (represented by the red indifference curve through  $\mathbf{b}$ ).

The shape of the opportunity sets determines how interpersonal comparisons are made. In Figure 2, we illustrate this for two choices of reference prices within the class of MMUs. The black lines represent the upper boundaries of two opportunities sets of an MMU for a given choice of reference prices. The dashed lines are those for another choice of reference prices. Again consider two persons, both endowed with a bundle  $\mathbf{b}$ . According to the first MMU, the individual with preferences  $R$  (represented by the red curve through  $\mathbf{b}$ ) is worse off than individual with preferences  $R'$  (represented by the blue curve through  $\mathbf{b}$ ). The reverse holds true for the second MMU.

Normative analyses should advocate principles for choosing a particular set of reference prices, or more generally, for choosing a particular NOS measure.<sup>10</sup> By contrast, the approach and results developed in this paper are positive: we provide identification results for any welfare measure that is within the NOS class, but do not take a stance on which measure should be chosen in applied welfare analyses. This choice should be guided by researchers' ethical priors and the specific application at hand.

---

<sup>9</sup>Other examples of NOS measures are the ray utilities of Pazner (1979) and the equivalent income metrics introduced in Decancq et al. (2015).

<sup>10</sup>For example, Fleurbaey and Maniquet (2017) provide a characterisation of the normative principles laying behind the choice between MMUs and ray utilities as measures of individual well-being.



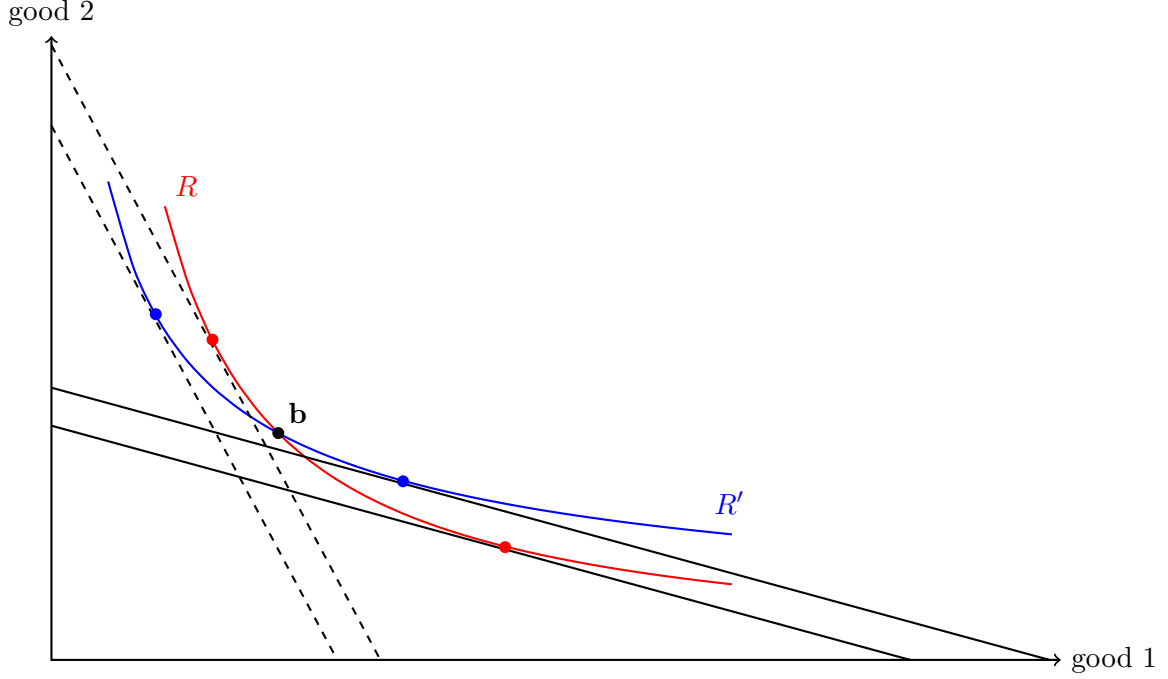


Figure 2: Shape of opportunity sets and interpersonal comparisons of well-being

### 3 Conceptual framework

Our conceptual framework allows for unrestricted, unobserved heterogeneity in DC-RUMs. As this set-up does not impose any restrictions on *observed* individual characteristics, all results in this paper can be thought of as being conditional on these covariates.

#### 3.1 Discrete choice model

**Preferences** Let  $\Omega$  denote the universe of preference types and let  $\Pr_\omega$  represent the distribution of these preference types in the population. Every preference type can be thought of as a different individual, who has idiosyncratic preferences over bundles  $(y - p_c, c)$ , composed of a numeraire good and elements of a finite (and common) set of alternatives  $\mathcal{C}$ , with  $|\mathcal{C}| := n \in \mathbb{N} \setminus \{0\}$ . These idiosyncratic preferences are assumed to be representable by a utility function  $U_c^\omega(y - p_c) := U(y - p_c, c, \omega) : \mathbb{R} \times \mathcal{C} \times \Omega \rightarrow \mathbb{R}$ , in which  $y$  denotes exogenous income and  $p_c$  the price of alternative  $c \in \mathcal{C}$ . Prices for all alternatives,  $(p_c, c \in \mathcal{C})$ , are collected in a vector denoted by  $\mathbf{p}$  and we will call  $(\mathbf{p}, y)$  a budget set. Residual income in alternative  $c$  is defined as the amount of the numeraire left over after choosing this alternative, i.e.  $y - p_c$ .

Note that our formulation of preferences is very flexible as it allows them to differ arbitrarily across individuals.<sup>11</sup> The only economically substantial restriction we will impose on this function

<sup>11</sup>Common parametric utility specifications in additive DC-RUMs (where  $U_c^\omega(y - p_c) = V_c(y - p_c) + \varepsilon_c(\omega)$ ), or

is that utility is continuous and strictly increasing in the numeraire.

**Assumption 1.** *Individual preferences are represented by a utility function  $U_c^\omega(y - p_c)$  that is continuous and strictly increasing in the numeraire for every preference type  $\omega \in \Omega$  and every alternative  $c \in \mathcal{C}$ . Moreover, preferences satisfy the following regularity conditions: (R1) For each pair of alternatives  $c, c' \in \mathcal{C}$ , and for each fixed  $y$  and  $p_c$ , it holds that  $U_c^\omega(y - p_c) > \lim_{p_{c'} \rightarrow \infty} U_{c'}^\omega(y - p_{c'})$  and that  $U_c^\omega(y - p_c) < \lim_{p_{c'} \rightarrow -\infty} U_{c'}^\omega(y - p_{c'})$ . (R2) For every budget set  $(\mathbf{p}, y)$ , the set of types that are indifferent between two or more alternatives in the choice set  $\mathcal{C}$  has probability measure zero.*

This assumption is ubiquitous in empirical work that employs (semi)parametric DC-RUMs. Monotonicity in the numeraire establishes the existence and uniqueness of our welfare measures and yields stochastic revealed preference conditions that we will exploit to obtain the identification results. Regularity condition (R1) ensures that when the price of a given alternative goes to infinity, it will never be preferred above another alternative with a finite price. Analogously, when the price of a given alternative goes to minus infinity — or equivalently residual income in that alternative goes to plus infinity — it will always be preferred above another alternative with a finite price. The negligibility of indifferences between alternatives (R2) ensures that no tie-breaking rule has to be established.

In addition, we also assume that the distribution of the preference types, denoted by  $F(\omega)$ , is independent of the budget set  $(\mathbf{p}, y)$ .

**Assumption 2.** *The distribution of unobserved heterogeneity  $F(\omega)$  is independent of prices  $\mathbf{p}$  and exogenous income  $y$ : i.e.  $F(\omega \mid \mathbf{p}, y) = F(\omega)$ .*

The exogeneity of budget sets is a strong, but standard, assumption in the literature on non-parametric identification of individual demand and welfare (e.g., see [Hausman and Newey, 2016](#)). Indeed, to the best of our knowledge, there are no theoretical results that allow for general forms of endogeneity in the presence of unrestricted, unobserved heterogeneity. Some forms of endogeneity, however, can be mitigated by using a control function approach (see Section 5).

**Individual choice behaviour** Finally, we assume that observed choice behaviour is actually generated by a DC-RUM (for a detailed technical overview on RUMs, see [McFadden, 1981, 2005](#)). This assumption entails that an individual  $\omega$  chooses a given alternative  $i$ , if and only if this alternative yields the highest utility among the elements in her choice set  $\mathcal{C}$ .

---

additive DC-RUMs models with random coefficients (where  $U_c^\omega(y - p_c) = V_c(y - p_c, \eta(\omega)) + \varepsilon_c(\omega)$ ) are encompassed by our approach.

**Assumption 3.** Let  $J^\omega(\mathbf{p}, y) \equiv J(\mathbf{p}, y, \omega) : \mathbb{R}^{n+1} \times \Omega \rightarrow \mathcal{C}$  denote the individual demand function. It holds that  $J^\omega(\mathbf{p}, y) = i \iff U_i^\omega(y - p_i) \geq \max_{c \neq i} \{U_c^\omega(y - p_c)\}$ .

Note that individual demand is single-valued with probability one as one can neglect indifferences between alternatives by regularity condition (R2) in Assumption 1.

**Choice and transition probabilities** The individual choices induced by a DC-RUM are stochastic from the point of view of the econometrician, as the preferences types are non-observable. When this random variation is averaged out across types, one obtains a set  $\{P_i(\mathbf{p}, y)\}_{i \in \mathcal{C}}$  of uncompensated (Marshallian) conditional choice probabilities,

$$\begin{aligned} P_i(\mathbf{p}, y) &= \Pr_\omega \left[ \left\{ U_i^\omega(y - p_i) \geq \max_{c \neq i} \{U_c^\omega(y - p_c)\} \right\} \right] \\ &= \Pr_\omega [J^\omega(\mathbf{p}, y) = i] \\ &= \int_\Omega \mathbb{I}[J^\omega(\mathbf{p}, y) = i] dF(\omega \mid \mathbf{p}, y) \\ &= \int_\Omega \mathbb{I}[J^\omega(\mathbf{p}, y) = i] dF(\omega), \end{aligned} \tag{3}$$

where  $\mathbb{I}[\cdot]$  denotes the indicator function.<sup>12</sup> The last expression asymptotically coincides with the observed choice frequency for every alternative  $i \in \mathcal{C}$ , conditional on the budget set  $(\mathbf{p}, y)$ .<sup>13</sup> If cross-sectional data contains enough relative price and exogenous income variation, these objects are nonparametrically estimable.<sup>14</sup>

Another concept induced by DC-RUMs is the set  $\{P_{i,j}(\mathbf{p}, \mathbf{p}', y)\}_{i,j \in \mathcal{C}}$  of uncompensated conditional transition probabilities. These probabilities are formally defined as

$$\begin{aligned} P_{i,j}(\mathbf{p}, \mathbf{p}', y) &= \Pr_\omega \left[ \left\{ U_i^\omega(y - p_i) \geq \max_{c \neq i} \{U_c^\omega(y - p_c)\} \right\} \right. \\ &\quad \left. \cap \left\{ U_j^\omega(y - p'_j) \geq \max_{c \neq j} \{U_c^\omega(y - p'_c)\} \right\} \right] \\ &= \Pr_\omega [J^\omega(\mathbf{p}, y) = i, J^\omega(\mathbf{p}', y) = j] \\ &= \int_\Omega \mathbb{I}[J^\omega(\mathbf{p}, y) = i] \mathbb{I}[J^\omega(\mathbf{p}', y) = j] dF(\omega), \end{aligned} \tag{4}$$

---

<sup>12</sup>These choice probabilities are designated *conditional* as they depend on a vector of prices and income. In the interest of brevity, this qualification will be dropped in the sequel.

<sup>13</sup>This concept is also known as the *average structural function* (e.g., see [Blundell and Powell, 2004](#)). The asymptotic equivalence follows from the law of large numbers as the choice probabilities are essentially conditional expectation functions.

<sup>14</sup>It is clear from Equation (3) that these probabilities are composed of both the utility function  $U_c^\omega$  and the distribution of unobserved heterogeneity  $F$ . As such, they are not sufficiently informative to separately identify these two model primitives. Fortunately, knowledge on such primitives is not necessary for our purposes.

which asymptotically coincide with the transition frequencies from alternative  $i$  to alternative  $j$  after an exogenous price change from  $\mathbf{p}$  to  $\mathbf{p}'$ .<sup>15</sup> Naturally, if there is no price change, there are no transitions between different choices. In principle, these objects are nonparametrically estimable from panel data with at least two periods. In addition, Section 5.1 shows how transition probabilities can be set-identified when only cross-sectional data are available.

Implicit in our definition of the transition probabilities is the assumption that individuals' preferences are unaffected by the price change. The perfect correlation between the preference types before and after the price change implies that transition probabilities are not simply equal to the product of their marginals: i.e.  $P_{i,j}(\mathbf{p}, \mathbf{p}', y) \neq P_i(\mathbf{p}, y)P_j(\mathbf{p}', y)$ .

### 3.2 NOS welfare measures in a discrete choice setting

In Section 2, the family of NOS welfare measures was introduced in a setting of continuously divisible goods. In this subsection, we will redefine them rigorously for settings where choice is determined by a DC-RUM that satisfies Assumptions 1–3.

**Nested opportunity sets in DC-RUMs** We define a family of nested opportunity sets, which is common for all preference types  $\omega \in \Omega$ , as follows. Let there be a closed set  $\Lambda \subseteq \mathbb{R}$ , and define for every  $\lambda \in \Lambda$ , an opportunity set  $B_\lambda \subset \mathbb{R} \times \mathcal{C}$  by

$$B_\lambda := \left\{ (y', c) \mid c \in \mathcal{C}, y' \in \mathbb{R}, y' \leq y_c^\lambda \right\}, \quad (5)$$

where  $y_c^\lambda \in \mathbb{R}$  for all  $c \in \mathcal{C}$  satisfying the following assumptions:

(a) the function

$$\Lambda \rightarrow \mathbb{R} : \lambda \mapsto y_c^\lambda \text{ is continuous for all } c \in \mathcal{C}, \quad (6)$$

(b)

$$\lambda < \lambda' \implies \begin{cases} \forall c \in \mathcal{C} : y_c^\lambda \leq y_c^{\lambda'}, \\ \exists c \in \mathcal{C} : y_c^\lambda < y_c^{\lambda'}, \end{cases} \quad (7)$$

(c) for all options  $c'$ ,

$$\inf_{\lambda \in \Lambda} y_{c'}^\lambda = -\infty, \quad (8)$$

---

<sup>15</sup>Note, however, that transition probabilities do not impose any temporal structure. In other words,  $P_{i,j}(\mathbf{p}, \mathbf{p}', y) = P_{j,i}(\mathbf{p}', \mathbf{p}, y)$ . Furthermore, as shown in Section A.2 in the Online Appendix, the assumption that the exogenous income  $y$  is common to both situations with prices  $\mathbf{p}$  and  $\mathbf{p}'$  imposes no constraint.

(d) and for at least one option  $c$ ,

$$\sup_{\lambda \in \Lambda} y_c^\lambda = +\infty. \quad (9)$$

Then  $(B_\lambda)_{\lambda \in \Lambda}$  is called a family of nested opportunity sets and  $\mathbf{y}^\lambda := (y_1^\lambda, \dots, y_c^\lambda, \dots, y_n^\lambda)$  can be seen as its upper bound.<sup>16</sup> Note that the family is common to all individuals.

Conditions (6) and (7) ensure that the family  $(B_\lambda)_{\lambda \in \Lambda}$  is continuously increasing. Conditions (8) and (9) together with Assumption 1 imply that for every bundle  $\mathbf{b}$  and preference type  $\omega$ , there exists a member of the family of which all bundles are considered worse than  $\mathbf{b}$  by  $\omega$ , and one which contains a bundle considered to be better than  $\mathbf{b}$  by  $\omega$ . These properties will prove necessary to define the welfare measure.

Figure 3 provides a graphical illustration. The choice set  $\mathcal{C}$  consists of three options:  $i, j$ , and  $k$ . Two members of a family of nested opportunity sets  $B_\lambda$  are shown in red. For example, all bundles in dark red belong to  $B_{\lambda_1}$ . For illustrative convenience, we choose  $y_c^\lambda < y_c^{\lambda'}$  for all  $c \in \mathcal{C}$  whenever  $\lambda < \lambda'$ . Finally, the upper bounds of the  $B_\lambda$ 's, consisting of the points  $y_c^{\lambda_i}$ , ( $i = 1, 2$  and  $c = i, j, k$ ), are denoted by the red dots.

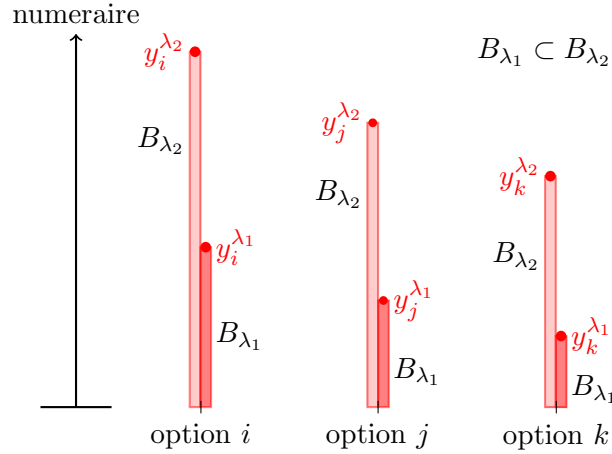


Figure 3: A graphical illustration of a family of nested opportunity sets in a discrete choice context. The opportunity set  $B_{\lambda_1}$  consists of the three dark red spikes.  $B_{\lambda_2}$  consists of the three light red spikes.

It is often more convenient to characterise the opportunity sets in terms of virtual prices  $\tilde{p}_c(\lambda) := y - y_c^\lambda$  instead of the upper bounds  $y_c^\lambda$ . In particular, we have that

$$B_\lambda := \{(y', c) \mid c \in \mathcal{C}, y' \in \mathbb{R}, y' \leq y - \tilde{p}_c(\lambda)\}. \quad (10)$$

<sup>16</sup>One can prove that every family of closed nested sets of which the option-wise suprema satisfy the four conditions above, are necessarily of the form (5). Hence, the assumption that the  $B_\lambda$  are of this form implies no loss of generality.

<sup>17</sup>It might be surprising that the — individual independent — opportunity sets  $B_\lambda$  are linked with virtual prices

We denote the vector of virtual prices as follows:  $\tilde{\mathbf{p}}(\lambda) = (\tilde{p}_1(\lambda), \dots, \tilde{p}_n(\lambda))$ . As  $\mathbf{y}^\lambda$  is increasing in  $\lambda$ , in the sense of Equation (7),  $\tilde{\mathbf{p}}(\lambda)$  is decreasing in  $\lambda$  in the same way. Moreover,  $\lambda \rightarrow \tilde{\mathbf{p}}(\lambda)$  is continuous by (6),  $\sup_{\lambda \in \Lambda} \tilde{p}_{c'}(\lambda) = +\infty$  for all  $c'$  by (8) and  $\inf_{\lambda \in \Lambda} \tilde{p}_c(\lambda) = -\infty$  for at least one  $c$  by (9). The fact that those virtual prices can become negative might seem odd at first. However, in a discrete choice context, one can always redefine prices and exogenous income by increasing both by an equal amount of the numeraire. As a result, negative prices can be converted into positive prices.

**Welfare measures in DC-RUMs** In the continuous setting, the NOS welfare measure evaluated in a bundle was defined as the largest value of  $\lambda$  —or equivalently, the largest opportunity set  $B_\lambda$ — such that this bundle was weakly preferred over all bundles in  $B_\lambda$ . The same idea can be applied to a setting where choice is discrete. More precisely, we define a NOS welfare measure as

$$W^\omega(y - p_k, k) = \sup \left\{ \lambda \in \Lambda \mid U_k^\omega(y - p_k) \geq \max_{(y', c) \in B_\lambda} U_c^\omega(y') \right\}, \quad (11)$$

that is, the largest value of  $\lambda$  such that option  $k$  is weakly preferred over all bundles in  $B_\lambda$ . Note that the dependence on the preference type  $\omega$  implies that this welfare measure is a random variable. According to Assumption 1, the utility function is strictly increasing in the numeraire, which allows us to restate this definition in terms of the upper bound of the opportunity sets. Formally, we have that

$$\begin{aligned} W^\omega(y - p_k, k) &= \sup \left\{ \lambda \in \Lambda \mid U_k^\omega(y - p_k) \geq \max_{(y', c) \in B_\lambda} U_c^\omega(y') \right\} \\ &= \sup \left\{ \lambda \in \Lambda \mid U_k^\omega(y - p_k) \geq \max_c \max_{y' \leq y_c^\lambda} U_c^\omega(y') \right\} \\ &= \sup \left\{ \lambda \in \Lambda \mid U_k^\omega(y - p_k) \geq \max_c U_c^\omega(y_c^\lambda) \right\}. \end{aligned} \quad (12)$$

This expression highlights that the value of the welfare measure only depends on the upper bound of the opportunity sets. Furthermore, by conditions (8) and (9) and Assumption (R1), there exists (i) a  $\lambda_{\min} \in \Lambda$  such that  $U_k^\omega(y - p_k) \geq \max_c U_c^\omega(y_c^{\lambda_{\min}})$ , and (ii) a  $\lambda_{\max} \in \Lambda$  such that  $U_k^\omega(y - p_k) < \max_c U_c^\omega(y_c^{\lambda_{\max}})$ . This implies that the set  $\left\{ \lambda \in \Lambda \mid U_k^\omega(y - p_k) \geq \max_c U_c^\omega(y_c^\lambda) \right\}$  is not empty by (i), and bounded by (ii). Moreover, by continuity of the utility function and of the function  $\lambda \mapsto \mathbf{y}^\lambda$ ,  $\lambda \mapsto \max_c U_c^\omega(y_c^\lambda)$  is also continuous, which implies, together with the closedness of  $\Lambda$ , that (iii)  $\left\{ \lambda \in \Lambda \mid U_k^\omega(y - p_k) \geq \max_c U_c^\omega(y_c^\lambda) \right\}$  is closed. As this set is not empty, bounded

---

$\tilde{p}_c(\lambda)$ , which depend on individual incomes. However, in our discrete context, prices and incomes are only determined up to an additive constant as only  $y - p_c$  enters the utility function, not  $y$  nor  $p_c$  separately. Hence, also  $\tilde{p}_c(\lambda)$  must be defined such that the relevant concept  $y - \tilde{p}_c(\lambda)$  is individual independent. Therefore  $\tilde{p}_c(\lambda)$  itself must depend on individual income  $y$ .

and closed, one can conclude that the suprema in Equations (11) and (12) are in fact attained and can be replaced by maxima.

Equivalently, when opportunity sets are characterised in terms of virtual prices, we can write that

$$W^\omega(y - p_k, k) = \max \left\{ \lambda \in \Lambda \mid U_k^\omega(y - p_k) \geq \max_c U_c^\omega(y - \tilde{p}_c(\lambda)) \right\}. \quad (13)$$

For notational convenience, the characterisation in terms of virtual prices  $\tilde{p}_c(\lambda)$  instead of the numeraire  $y_c^\lambda$  will be used in the remainder of the paper.

A common feature of all NOS measures is that statements on welfare levels, namely ‘type  $\omega$ ’s welfare obtained from a bundle  $(y - p_k, k)$  is at least equal to  $w$ ’, can be related to statements on optimal choice (behaviour), namely ‘ $k$  is  $\omega$ ’s best choice from a virtual opportunity set including all options  $c$  available at (welfare measure specific) virtual prices  $\tilde{p}_c(w)$ , and  $k$  at the actual price,  $p_k$ .’ This feature is key for all future results, and is made precise in Lemma 1.

**Lemma 1.**

$$\{\omega \mid w \leq W^\omega(y - p_k, k)\} = \{\omega \mid U_k^\omega(y - p_k) \geq \max_c U_c^\omega(y - \tilde{p}_c(w))\} \quad (14)$$

*Proof.* Take an arbitrary  $\omega \in \Omega$  such that  $w \leq W^\omega(y - p_k, k)$ . Then there exists a  $\lambda \geq w$  such that  $U_k^\omega(y - p_k) \geq \max_c U_c^\omega(y - \tilde{p}_c(\lambda))$ . As  $\lambda \geq w$ ,  $\tilde{p}_c(\lambda) \leq \tilde{p}_c(w)$  for all  $c \in \mathcal{C}$  and, hence,  $\max_c U_c^\omega(y - \tilde{p}_c(\lambda)) \geq \max_c U_c^\omega(y - \tilde{p}_c(w))$ , because  $U_c^\omega$  is an increasing function by Assumption 1. It follows that  $U_k^\omega(y - p_k) \geq \max_c U_c^\omega(y - \tilde{p}_c(w))$ . The other inclusion follows immediately from the definition of  $W^\omega(y - p_k, k)$ .  $\square$

This equivalence is obtained without imposing any assumption on preferences besides Assumptions 1 and 2, and is, therefore, entirely nonparametric.<sup>18</sup> As will be shown below, its main practical implication is that the entire distribution of objects based on NOS measures can be obtained by only evaluating choice and transition probabilities at virtual prices. This entails that these distributions can be identified from cross-sectional and panel data in a nonparametric way.

The illustration in Figure 4 builds further on Figure 3. For each option  $i, j$ , and  $k$ , the amount of the numeraire,  $y - p_i$ ,  $y - p_j$ , and  $y - p_k$  is shown on the vertical axis. The blue circles indicate the indifference set of the point  $(y - p_k, k)$ . The figure shows how to calculate the NOS welfare measure for option  $k$ . The welfare measure is defined by the nested opportunity sets  $B_{\lambda \in \Lambda}$  shown in red in the figure. It is clear that  $\lambda_2$  is the maximiser of Equation (11) because the red dot of  $y_j^{\lambda_2}$  coincides with the blue circle at position  $j$ . This means that  $U_j^\omega(y_j^{\lambda_2}) = U_k^\omega(y - p_k)$ , and hence  $W^\omega(y - p_k, k) = \lambda_2$ .

---

<sup>18</sup>This result is reminiscent of what Bhattacharya (2018) obtains for the marginal distribution of the CV.

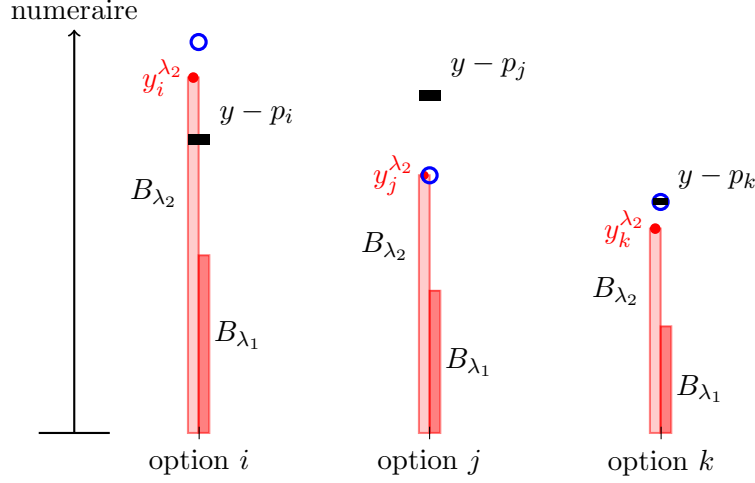


Figure 4: A graphical illustration of a NOS welfare measure in a discrete choice context.<sup>19</sup> The blue circles denote the indifference set of option  $k$  with residual numeraire  $y - p_k$ . The opportunity set  $B_{\lambda_1}$  consists of the three dark red spikes.  $B_{\lambda_2}$  consists of the three light red spikes. Black bars indicate the actual choice set.

Each member of the class of NOS measures is characterised by a different family of nested budget sets. All NOS measures agree on the welfare ranking of different bundles for a given individual, as within-individual welfare rankings coincide with the individual's preference ordering over these bundles. Given that individual preferences are respected by all NOS measures, they will also all agree whether a change in prices causes a welfare gain or loss for a given individual. They may disagree, however, on the making of interpersonal welfare comparisons.<sup>20</sup>

Moreover, the size of the gain or loss is not only dependent on the particular NOS welfare measure, but also depends on the particular cardinalisation of the size of the opportunity sets associated with that measure. The way the size of the opportunity sets of a given family (and thus of a given NOS welfare measure) is measured, denoted by the parameter  $\lambda$ , is only unique up to a strictly positive monotone transformation. The welfare ranking and interpersonal comparison of individuals by a given measure is not affected by the particular cardinalisation of the sizes of the opportunity sets belonging to its associated family. If one is not willing to give any meaning to this cardinalisation, only the sign of welfare differences is meaningful.<sup>21</sup> Note that this is also true for

<sup>19</sup>Note that option  $k$  is not the chosen option as the bundle  $(y - p_j, j)$  is situated above the indifference set of  $(y - p_k, k)$  indicated by the blue circles. However, in our approach, we also allow to calculate welfare in a non-optimal bundle.

<sup>20</sup>The choice of the precise welfare metric (and the associated reference price vector) is an important normative choice. This remains true for the nonparametric approach advanced in this paper.

<sup>21</sup>An exception is when two individuals are equally well-off before the price change. Who is the biggest gainer (or loser) in that case is again independent of the cardinalisation, but may differ across NOS measures.



measures of changes in welfare based on the MMU, like the CV and EV.

**Examples of NOS measures: the MMU class** Let  $\Lambda = \mathbb{R}$ , fix a set of  $n$  reference prices  $\mathbf{p}^{ref}$ , one for each option, and let the upper bound of the opportunity sets be  $y_c^\lambda = \lambda - p_c^{ref}$ , or equivalently,  $\tilde{p}_c(\lambda) = y - \lambda + p_c^{ref}$ . The crucial property is that the upper bounds increase by the same amount for every option: i.e.  $y_c^{\lambda_1} - y_c^{\lambda_2} = \lambda_1 - \lambda_2$  for all  $c \in \mathcal{C}$ . The MMU evaluated in option  $k$  (with price  $p_k$ ) at reference prices  $\mathbf{p}^{ref}$  is then defined as

$$W_{M(\mathbf{p}^{ref})}^\omega(y - p_k, k) = \max \left\{ \lambda \in \mathbb{R} \mid U_k^\omega(y - p_k) \geq \max_c U_c^\omega(y - (y - \lambda + p_c^{ref})) \right\}. \quad (15)$$

This can also be defined implicitly as

$$U_k^\omega(y - p_k) = \max_c U_c^\omega \left( W_{M(\mathbf{p}^{ref})}^\omega(y - p_k, k) - p_c^{ref} \right). \quad (16)$$

Similar to the continuous case, this highlights the equivalence of the MMUs with the expenditure function representation of preferences, as each of them evaluates the expenditure function at a given set of reference prices.

From Equation (15), it can be seen that  $W_{M(\mathbf{p})}^\omega(y - p_k, k) = y$  if  $k = J^\omega(\mathbf{p}, y)$ . When the reference prices coincide with the actual prices, the level of well-being according to the MMU of the optimal choice in the actual situation is equal to the actual amount of the numeraire (see also Corollary 2 below).

## 4 Distribution of welfare levels, welfare differences, and social welfare

As discussed before, the presence of unobserved preference heterogeneity entails that NOS welfare measures are random variables from the point of view of the econometrician. This randomness can be interpreted in two distinct ways. In the first interpretation, as the econometrician does not observe an individual's preference type, they can only derive the distribution of welfare for this particular individual and not its exact realisation. That is, the distribution reflects uncertainty for the econometrician. In the second interpretation, an observed individual in the sample represents the class of individuals in the population that share the same observable characteristics. In this case, the distribution reflects inequality in welfare among the members of this class. Our theoretical results are valid for both interpretations.

For notational convenience, we will present all our expressions in terms of the complementary cumulative distribution function (CCDF) instead of the more common cumulative distribution function (i.e.  $1 - F(x)$  for a CDF  $F$ ). The proofs are collected in the Online Appendix.

#### 4.1 Distribution of the NOS welfare measures

In this section the marginal distribution for the NOS measures is derived in terms of choice probabilities.<sup>22</sup> We also provide distributional results joint with, and conditional on, the optimal observed choice.

Under Assumptions 1–3, which were introduced in Section 3, we can prove the following theorem.

**Theorem 1.** *The joint distribution of the NOS welfare measure  $W$ , evaluated in an option  $k$  with price  $p_k$ , and choosing  $j$  at prices  $\mathbf{p}'$  and exogenous income  $y$  can be expressed in terms of transition probabilities as follows:*

$$\Pr_{\omega} [w \leq W^{\omega}(y - p_k, k), j = J^{\omega}(\mathbf{p}', y)] = P_{j,k}(\mathbf{p}', (p_k, \tilde{\mathbf{p}}_{-k}(w)), y) \mathbb{I}[p_k \leq \tilde{p}_k(w)], \quad (17)$$

where  $(p_k, \tilde{\mathbf{p}}_{-k}(w)) = (\tilde{p}_1(w), \dots, \tilde{p}_{k-1}(w), p_k, \tilde{p}_{k+1}(w), \dots, \tilde{p}_n(w))$ .

The crucial insight here is that, by Lemma 1, the event  $W^{\omega}(y - p_k, k) \geq w$  is translated into a statement on  $k$  being optimal under virtual prices. The joint distribution in Equation (17) can, therefore, be expressed in terms of transition probabilities, evaluated at  $p_k$ , actual prices  $\mathbf{p}'$ , and virtual prices  $\tilde{\mathbf{p}}$ .

Theorem 1 is formulated in the most general form; it considers a joint distribution, and not a marginal nor a conditional, and allows the price at which the welfare in alternative  $k$  is evaluated,  $p_k$ , to be different from the actual prices  $\mathbf{p}'$ . For example, if one wants to evaluate welfare levels after a price change from  $\mathbf{p}$  to  $\mathbf{p}'$  when only information on choices before the price changed is available,  $\mathbf{p}'$  and  $\mathbf{p}$  will typically not coincide. However, in a setting where one wants to evaluate welfare at actual prices  $\mathbf{p}'$ , then  $\mathbf{p}$  equals  $\mathbf{p}'$ . Usually, one wants to evaluate welfare in an optimal bundle; then  $k$  can be set equal to  $j$  in Equation (17) (and  $p_k$  equal to  $p'_k$ ). In Corollary 1 below, we will derive some related distributions which are more directly relevant for applied work.

The exact specification of  $\tilde{\mathbf{p}}(w)$  depends, as explained in Section 3.2, on the specific choice of the welfare measure. Nonetheless, we can give some intuition on the role of  $p_k$  and the overall course of the distribution of welfare. We know that the lower the price  $p_k$ , the higher is the residual numeraire  $y - p_k$  in option  $k$  and hence, the more the indifference set containing  $(y - p_k, k)$  is

---

<sup>22</sup>Similar to Bhattacharya (2015), it is important to stress that identification generally fails in settings where the prices of alternatives are multiples of one another, such as in ordered choice. In such settings, there is no relative price variation in the data that identifies the effect of a price change in some alternative(s) while keeping the prices of the other alternatives fixed. Our empirical illustration, however, does not suffer from this drawback due to the non-linearities in the tax system.

shifted upwards in the numeraire dimension. A higher indifference set implies higher welfare, and therefore, the lower price  $p_k$ , the higher is the CCDF of welfare in option  $k$  and the more the distribution of welfare is shifted to the right.

Now, we examine the overall course of the CCDF in more detail by considering a typical plot of the CCDF for fixed prices  $p_k$  and  $\mathbf{p}'$  in Figure 5a. When  $w$  is negative and large in absolute value, the  $\tilde{p}_c(w)$  are large (and positive). Hence  $p_k \leq \tilde{p}_k(w)$  and the CCDF approaches  $P_j(\mathbf{p}')$  as expected. As  $w$  increases,  $\tilde{\mathbf{p}}_{-k}(w)$  decreases and the probability of choosing  $k$  at prices  $(p_k, \tilde{\mathbf{p}}_{-k}(w))$  decreases. Therefore,  $\Pr_\omega[w \leq W^\omega(y - p_k, k), j = J^\omega(\mathbf{p}, y)]$  decreases until  $w$  reaches its highest value,  $w_k^*$ , where  $p_k = \tilde{p}_k(w_k^*)$ . There the CCDF drops to zero discontinuously, as the indicator function becomes zero. This means that  $w_k^*$  is an upper bound for welfare and that the probability distribution has a mass point.

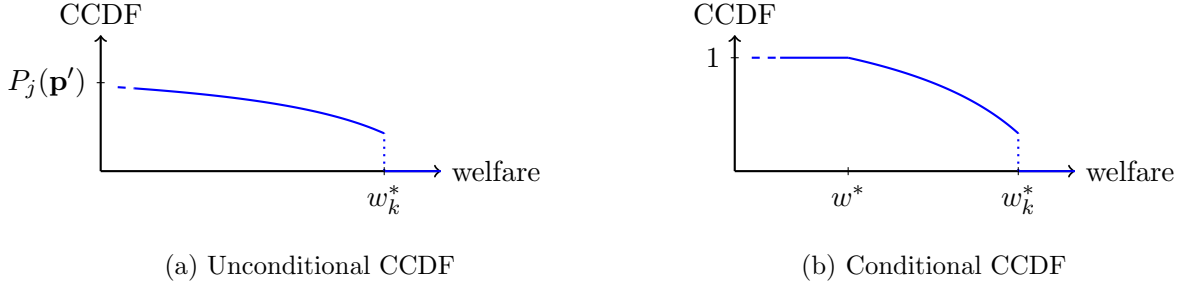


Figure 5: The course of the (un)conditional CCDF of welfare

We can derive some associated distributions, such as the conditional and marginal CCDFs, which are more relevant in empirical applications.

**Corollary 1.**

$$\Pr_\omega[w \leq W^\omega(y - p_k, k) \mid j = J^\omega(\mathbf{p}', y)] = \frac{P_{j,k}(\mathbf{p}', (p_k, \tilde{\mathbf{p}}_{-k}(w)), y)}{P_j(\mathbf{p}', y)} \mathbb{I}[p_k \leq \tilde{p}_k(w)], \quad (18)$$

$$\Pr_\omega[w \leq W^\omega(y - p_k, k) \mid k = J^\omega(\mathbf{p}, y)] = \frac{P_k(\mathbf{min}(\mathbf{p}, \tilde{\mathbf{p}}(w)), y)}{P_k(\mathbf{p}, y)} \mathbb{I}[p_k \leq \tilde{p}_k(w)], \quad (19)$$

where  $\mathbf{min}(\mathbf{p}, \tilde{\mathbf{p}}(w)) = (\min(p_1, \tilde{p}_1(w)), \dots, \min(p_n, \tilde{p}_n(w)))$ ,

$$\Pr_\omega[w \leq W^\omega(y - p_k, k)] = P_k((p_k, \tilde{\mathbf{p}}_{-k}(w)), y) \mathbb{I}[p_k \leq \tilde{p}_k(w)], \quad (20)$$

and

$$\Pr_\omega[w \leq W^\omega(y - p_{J^\omega(\mathbf{p}, y)}, J^\omega(\mathbf{p}, y))] = \sum_k P_k(\mathbf{min}(\mathbf{p}, \tilde{\mathbf{p}}(w)), y) \mathbb{I}[p_k \leq \tilde{p}_k(w)]. \quad (21)$$

We find again that the different derived distributions can be expressed in terms of choice and transition probabilities. Equations (18) and (19) can be used to assess the distribution of welfare when the researcher observes which bundle is optimal and wants to take this information into account. Equation (20) describes the marginal distribution of welfare evaluated in a specific bundle, not taking into account which bundle is optimal. Finally, Equation (21) specialises this result to a setting where welfare is evaluated in the optimal bundle.

A typical example of the distribution of welfare in bundle  $k$  conditional on bundle  $k$  being optimal is plotted in Figure 5b. As before, define for an option  $c$ ,  $w_c^*$  to be the highest value of  $w$  such that  $p_c = \tilde{p}_c(w)$ , and also define  $w^*$  to be  $\min_c \{w_c^*\}$ . Then we observe that for  $w \leq w^*$ ,  $p_c \leq \tilde{p}_c(w)$  for all  $c$ , and hence,  $\mathbf{min}(\mathbf{p}, \tilde{\mathbf{p}}(w)) = \mathbf{p}$ . It follows that  $\Pr_\omega \left[ w \leq W^\omega(y - p_k, k) \mid k = J^\omega(\mathbf{p}, y) \right] = 1$ . Hence,  $w^*$  is a lower bound for welfare in option  $k$ , conditional on  $k$  being optimal. For  $w > w^*$ ,  $\Pr_\omega \left[ w \leq W^\omega(y - p_k, k) \mid k = J^\omega(\mathbf{p}, y) \right]$  decreases continuously until  $w$  reaches  $w_k^*$  where  $\Pr_\omega \left[ w \leq W^\omega(y - p_k, k) \mid k = J^\omega(\mathbf{p}, y) \right]$  drops to 0, as seen in Figure 5b. Hence,  $w_k^*$  is an upper bound for welfare in option  $k$ , conditional on  $k$  being optimal, and the distribution has a mass point at  $w_k^*$ . If  $w_k^* = w^*$ , the distribution is thus a step function and, hence, the welfare level in bundle  $k$ , conditional on  $k$  being optimal at prices  $\mathbf{p}$  and exogenous income  $y$ , is deterministic and equals  $w_k^*$ .

**Examples of NOS measures: the MMU class** When applying Corollary 1 to the class of MMU measures, we obtain the following result.

**Corollary 2.** *When using reference prices  $\mathbf{p}^{ref}$ , we have*

$$\Pr_\omega \left[ w \leq W_{M(\mathbf{p}^{ref})}^\omega(y - p_k, k), j = J^\omega(\mathbf{p}', y) \right] = P_{j,k}(\mathbf{p}', (p_k, y - w + \mathbf{p}_{-k}^{ref}), y) \mathbb{I} \left[ p_k \leq y - w + p_k^{ref} \right]. \quad (22)$$

When  $p_k = p'_k$ , and the reference prices equal the actual prices  $\mathbf{p}'$  and  $k$  is the optimal choice, this simplifies to

$$\Pr_\omega \left[ w \leq W_{M(\mathbf{p}')}^\omega(y - p'_k, k), k = J^\omega(\mathbf{p}', y) \right] = P_k(\mathbf{p}', y) \mathbb{I} [w \leq y] \quad (23)$$

and, hence,

$$\Pr_\omega \left[ w \leq W_{M(\mathbf{p}')}^\omega(y - p'_k, k) \mid k = J^\omega(\mathbf{p}', y) \right] = \mathbb{I} [w \leq y], \quad (24)$$

$$\Pr_\omega \left[ w \leq W_{M(\mathbf{p}')}^\omega(y - p'_{J^\omega(\mathbf{p}', y)}, J^\omega(\mathbf{p}', y)) \right] = \mathbb{I} [w \leq y]. \quad (25)$$

Both the MMU in the optimal bundle and the MMU in bundle  $k$ , conditional on  $k$  being optimal, are, therefore, deterministic and equal the initial exogenous income  $y$  when reference equal actual prices.

## 4.2 Joint distribution of welfare levels and welfare differences

In this section, we derive the joint distribution of welfare levels and welfare differences. Joint knowledge on levels and differences of welfare enables investigation of the association between individuals' gains or losses from a price change and their position in terms of initial welfare. A price change is defined as an exogenous shift in prices from  $\mathbf{p}$  to  $\mathbf{p}'$ . As discussed in Section 3.1, we will assume throughout that the unobserved preference type  $\omega$  is unaltered by the price change.

### 4.2.1 Welfare differences in terms of NOS measures

We first study the general case in which welfare differences are defined on the basis of changes in NOS welfare measures (evaluated in optimal choices). As an intermediate step, we derive the joint distribution of welfare before and after a price change in Proposition 1.

**Proposition 1.** *The joint distribution of welfare in the optimal bundle  $i$ , before a price change, and welfare in the optimal bundle  $j$ , after the price change, is as follows:*

$$\begin{aligned} \Pr_{\omega}[w \leq W_0^{\omega}(y - p_i, i), z \leq W_1^{\omega}(y - p'_j, j), i = J^{\omega}(\mathbf{p}, y), j = J^{\omega}(\mathbf{p}', y)] \\ = P_{i,j}(\mathbf{min}(\mathbf{p}, \tilde{\mathbf{p}}(w)), \mathbf{min}(\mathbf{p}', \tilde{\mathbf{p}}(z)), y) \mathbb{I}[p_i \leq \tilde{p}_i(w)] \mathbb{I}[p'_j \leq \tilde{p}_j(z)]. \end{aligned} \quad (26)$$

Proposition 1 shows that this joint distribution can be written in terms of transition probabilities, evaluated at initial, final, and virtual prices. Using this proposition, the joint distribution of welfare levels and differences can be derived.

**Theorem 2.** *Let the function  $h$  be defined by*

$$h_{i,j,\mathbf{p},\mathbf{p}'}(w, x, s) = P_{i,j}(\mathbf{min}(\mathbf{p}, \tilde{\mathbf{p}}(\max(w, x))), \mathbf{min}(\mathbf{p}', \tilde{\mathbf{p}}(s)), y) \mathbb{I}[p'_j \leq \tilde{p}_j(s)] \quad (27)$$

$$= P_{i,j}(\mathbf{min}(\mathbf{p}, \tilde{\mathbf{p}}(w), \tilde{\mathbf{p}}(x)), \mathbf{min}(\mathbf{p}', \tilde{\mathbf{p}}(s)), y) \mathbb{I}[p'_j \leq \tilde{p}_j(s)]. \quad (28)$$

*Then, the joint distribution of the stochastic welfare measure and the difference before and after the price change of this measure becomes,*

$$\begin{aligned} \Pr_{\omega}[w \leq W_0^{\omega}(y - p_i, i), W_1^{\omega}(y - p'_j, j) - W_0^{\omega}(y - p_i, i) \leq z, i = J^{\omega}(\mathbf{p}, y), j = J^{\omega}(\mathbf{p}', y)] = \\ - \int_{-\infty}^{+\infty} \partial_3 h_{i,j,\mathbf{p},\mathbf{p}'}(w, x, x + z) \mathbb{I}[p_i \leq \min(\tilde{p}_i(w), \tilde{p}_i(x))] dx. \end{aligned} \quad (29)$$

Unfortunately, it seems that this expression cannot be simplified. However, even though expression (29) seems technically complicated, only the transition probabilities are used as input. This object is nonparametrically identified from panel data.

### 4.2.2 Welfare differences in terms of the CV

We now specialise our results to the joint distribution of the MMU and the CV, which is a popular choice among applied welfare economists.<sup>23</sup> The CV refers to the (possibly negative) amount of the numeraire an individual wants to give up after a price change to be equally well-off as before this change.

For an individual of type  $\omega$ , the compensating variation  $CV^\omega$  is implicitly defined as

$$\max_c \{U_c^\omega(y - p_c)\} = \max_c \{U_c^\omega(y - p'_c - CV^\omega)\}, \quad (30)$$

where, as before,  $\mathbf{p}$  are initial prices and  $\mathbf{p}'$  final prices. In fact this definition of the CV is equivalent to  $MMU_{\mathbf{p}'}^\omega(y - p'_{J^\omega(\mathbf{p}', y)}, J^\omega(\mathbf{p}', y)) - MMU_{\mathbf{p}}^\omega(y - p_{J^\omega(\mathbf{p}, y)}, J^\omega(\mathbf{p}, y))$ , i.e. the difference between the MMU with the final prices as reference price vector, in the optimal bundle after the price change, and the same MMU in the optimal bundle before the price change.<sup>24</sup> Note that the CV for a composition of two or more price changes cannot be calculated from the CV for each price change separately. In our more general approach of measuring a change in welfare by the difference between two valuations of a welfare metric, this problem is inherently nonexistent.

**Distribution of the CV** In order to derive the distribution of the CV when the choice is equal to option  $i$  under initial prices and option  $j$  under final prices, we can follow a similar strategy as [Bhattacharya \(2015, 2018\)](#) and [de Palma and Kilani \(2011\)](#). Analogously to Lemma 1, the condition  $CV^\omega \leq z, i = J^\omega(\mathbf{p}, y), j = J^\omega(\mathbf{p}', y)$  can be translated in  $i$  being the optimal bundle when faced with a counterfactual price vector.

**Lemma 2.** *We have*

$$\begin{aligned} & \left\{ \omega \mid CV^\omega \leq z, i = J^\omega(\mathbf{p}, y), j = J^\omega(\mathbf{p}', y) \right\} \\ &= \left\{ \omega \mid U_i^\omega(y - p_i) \geq \max_c \{U_c^\omega(y - p'_c - z)\}, i = J^\omega(\mathbf{p}, y), j = J^\omega(\mathbf{p}', y) \right\}. \end{aligned} \quad (32)$$

With Lemma 2, we can state the following theorem.

---

<sup>23</sup>The results below in Theorems 3 and 4, and in Corollaries 3 and 4, can in fact be seen as applications of Theorem

2. The derivation for the EV is similar and can be found in the Online Appendix.

<sup>24</sup>Indeed, defining  $CV^\omega$  by  $MMU_{\mathbf{p}'}^\omega(y - p'_{J^\omega(\mathbf{p}', y)}, J^\omega(\mathbf{p}', y)) - MMU_{\mathbf{p}}^\omega(y - p_{J^\omega(\mathbf{p}, y)}, J^\omega(\mathbf{p}, y))$ , we get  $MMU_{\mathbf{p}'}^\omega(y - p_{J^\omega(\mathbf{p}, y)}, J^\omega(\mathbf{p}, y)) = y - CV^\omega$  by Corollary 2. Moreover, as  $i$  is the optimal bundle before the price change, we get

$$\begin{aligned} \max_c \{U_c^\omega(y - p_c)\} &= U_{J^\omega(\mathbf{p}, y)}^\omega(y - p_{J^\omega(\mathbf{p}, y)}) \\ &= \max_c \{U_c^\omega(MMU_{\mathbf{p}'}^\omega(y - p_{J^\omega(\mathbf{p}, y)}, J^\omega(\mathbf{p}, y)) - p'_c)\} \\ &= \max_c \{U_c^\omega(y - p'_c - CV^\omega)\}. \end{aligned} \quad (31)$$

**Theorem 3.** *The joint distribution of the CV and the optimal choices before and after the price change is as follows:*

$$\Pr_{\omega}[CV^{\omega} \leq z, i = J^{\omega}(\mathbf{p}, y), j = J^{\omega}(\mathbf{p}', y)] = P_{i,j}(\min(\mathbf{p}, \mathbf{p}' + z), \mathbf{p}', y) \mathbb{I}[p_i \leq p'_i + z]. \quad (33)$$

We observe that  $\Pr_{\omega}[CV^{\omega} \leq z, i = J^{\omega}(\mathbf{p}, y), j = J^{\omega}(\mathbf{p}', y)]$  is bounded from below by  $p_i - p'_i$ . This is as expected; if the initial optimal bundle was  $i$  and the price of  $p_i$  drops to  $p'_i$ , the numeraire must drop with at least this amount to be equally well-off as in the initial situation. This means that the minimal compensation, in terms of the joint distribution, is  $p_i - p'_i$ . Moreover, for  $z \geq \max_k \{p_k - p'_k\}$ ,  $\Pr_{\omega}[CV^{\omega} \leq z \mid i = J^{\omega}(\mathbf{p}, y), j = J^{\omega}(\mathbf{p}', y)] = 1$ . This means that the maximal compensation, in terms of the conditional distribution, cannot be higher than the maximal price difference, which is also as expected.

The next corollary follows immediately and may again be more useful to the applied researcher.

**Corollary 3.**

$$\Pr_{\omega}[CV^{\omega} \leq z \mid i = J^{\omega}(\mathbf{p}, y), j = J^{\omega}(\mathbf{p}', y)] = \frac{P_{i,j}(\min(\mathbf{p}, \mathbf{p}' + z), \mathbf{p}', y)}{P_{i,j}(\mathbf{p}, \mathbf{p}', y)} \mathbb{I}[p_i \leq p'_i + z], \quad (34)$$

$$\Pr_{\omega}[CV^{\omega} \leq z \mid i = J^{\omega}(\mathbf{p}, y)] = \frac{P_i(\min(\mathbf{p}, \mathbf{p}' + z), y)}{P_i(\mathbf{p}, y)} \mathbb{I}[p_i \leq p'_i + z], \quad (35)$$

$$\Pr_{\omega}[CV^{\omega} \leq z \mid j = J^{\omega}(\mathbf{p}', y)] = \sum_i \frac{P_{i,j}(\min(\mathbf{p}, \mathbf{p}' + z), \mathbf{p}', y)}{P_j(\mathbf{p}', y)} \mathbb{I}[p_i \leq p'_i + z], \quad (36)$$

and

$$\Pr_{\omega}[CV^{\omega} \leq z] = \sum_i P_i(\min(\mathbf{p}, \mathbf{p}' + z), y) \mathbb{I}[p_i \leq p'_i + z].^{25} \quad (37)$$

Equation (37) gives an expression for the marginal distribution of the CV. Equations (34), (35) and (36), which present conditional distributions, can be used to calculate the distribution of the CV when the optimal bundle(s) (i) before and after price change are known; (ii) only before the price change is known; and (iii) only after the price change is known.

**Joint distribution of the MMU and the CV** We now apply Theorem 2 to the case where one chooses the MMU with final prices as the reference price vector, as a welfare measure. The difference in welfare before and after the price change is then equal to the CV.

**Theorem 4.** *The joint distribution of the MMU and the CV is as follows:*

$$\begin{aligned} & \Pr_{\omega}[w \leq W_{M(\mathbf{p}')}^{\omega}(y - p_i, i), CV^{\omega} \leq z, i = J^{\omega}(\mathbf{p}, y), j = J^{\omega}(\mathbf{p}', y)] \\ &= P_{i,j}(\min(\mathbf{p}, \mathbf{p}' + \min(z, y - w)), \mathbf{p}', y) \mathbb{I}[p_i \leq p'_i + \min(z, y - w)]. \end{aligned} \quad (38)$$

---

<sup>25</sup>Note that Equation (37) is the main result of [Bhattacharya \(2015\)](#).

Again, Corollary 4 follows immediately.

**Corollary 4.**

$$\begin{aligned} \Pr_{\omega} \left[ w \leq W_{M(\mathbf{p}')}^{\omega}(y - p_i, i), CV^{\omega} \leq z \mid i = J^{\omega}(\mathbf{p}, y), j = J^{\omega}(\mathbf{p}', y) \right] \\ = \frac{P_{i,j}(\mathbf{min}(\mathbf{p}, \mathbf{p}' + \min(z, y - w)), \mathbf{p}', y)}{P_{i,j}(\mathbf{p}, \mathbf{p}', y)} \mathbb{I} [p_i \leq p'_i + \min(z, y - w)] , \end{aligned} \quad (39)$$

$$\begin{aligned} \Pr_{\omega} [w \leq W_{M(\mathbf{p}')}^{\omega}(y - p_i, i), CV^{\omega} \leq z \mid i = J^{\omega}(\mathbf{p}, y)] \\ = \frac{P_i(\mathbf{min}(\mathbf{p}, \mathbf{p}' + \min(z, y - w)), y)}{P_i(\mathbf{p}, y)} \mathbb{I} [p_i \leq p'_i + \min(z, y - w)] , \end{aligned} \quad (40)$$

$$\begin{aligned} \Pr_{\omega} [w \leq W_{M(\mathbf{p}')}^{\omega}(y - p_{J^{\omega}(\mathbf{p}, y)}, J^{\omega}(\mathbf{p}, y)), CV^{\omega} \leq z \mid j = J^{\omega}(\mathbf{p}', y)] \\ = \sum_i \frac{P_{i,j}(\mathbf{min}(\mathbf{p}, \mathbf{p}' + \min(z, y - w)), \mathbf{p}', y)}{P_j(\mathbf{p}', y)} \mathbb{I} [p_i \leq p'_i + \min(z, y - w)] , \end{aligned} \quad (41)$$

and,

$$\begin{aligned} \Pr_{\omega} [w \leq W_{M(\mathbf{p}')}^{\omega}(y - p_{J^{\omega}(\mathbf{p}, y)}, J^{\omega}(\mathbf{p}, y)), CV^{\omega} \leq z] \\ = \sum_i P_i(\mathbf{min}(\mathbf{p}, \mathbf{p}' + \min(z, y - w)), y) \mathbb{I} [p_i \leq p'_i + \min(z, y - w)] . \end{aligned} \quad (42)$$

The joint cumulative distribution can again be written as (a sum of) choice or transition probabilities. Each choice and transition probability is calculated using up to three price vectors: the initial price vector  $\mathbf{p}$ , the final price vector  $\mathbf{p}'$ , and a translation of the  $\mathbf{p}'$  vector for the combined MMU and CV part.

### 4.3 Social welfare

A classical additively, separable Bergson-Samuelson social welfare function (SWF) takes the form

$$SWF = \int h(u) dG_U(u), \quad (43)$$

where  $u$  is the value of a utility function representing the well-being of an individual in a particular state of the world,  $h$  is a strictly increasing concave function expressing the inequality aversion, and  $G_U$  is the CDF of the well-being distribution in the population in a given state of the world.<sup>26</sup> For example, in the utilitarian case, we have that  $h(u) = u$ .

---

<sup>26</sup> A function  $f$  is additively separable when it can be written in the form  $f(x_1, \dots, x_n) = \sum_i f_i(x_i)$ .



The NOS welfare measures are well suited as a representation of preferences as they are known to satisfy a set of attractive principles of interpersonal comparability (see [Fleurbaey and Maniquet, 2017; 2018](#)). We can, therefore, use these measures directly as building blocks in the SWF in Equation (43). More specifically, the equivalent to the Bergson-Samuelson SWF in our framework reads as

$$SWF = \int \int h(w) dF_W(w | \mathbf{p}, y) dG(\mathbf{p}, y), \quad (44)$$

where  $G$  is the CDF of the joint distribution of prices and exogenous income in the population, which can be observed from the data, and  $F_W(w | \mathbf{p}, y)$  is the conditional CDF of the NOS measure  $W$ , and equals  $\Pr_{\omega} [W^{\omega}(y - p_{J^{\omega}(\mathbf{p}, y)}, J^{\omega}(\mathbf{p}, y)) \leq w]$ .<sup>27</sup>

Proposition 2 illustrates how the results on the distribution of individual welfare levels in Corollary 1 lead to the calculation of social welfare as defined in Equation (44), using only choice probabilities.

**Proposition 2.** *The conditional CDF of individual welfare in the optimal bundle can be calculated using choice probabilities:*

$$F_W(w | \mathbf{p}, y) = 1 - \sum_k P_k \left( \min(\mathbf{p}, \tilde{\mathbf{p}}(w)), y \right) \mathbb{I}[p_k \leq \tilde{p}_k(w)]. \quad (45)$$

Hence, social welfare can be computed from these probabilities. The joint distribution of prices and exogenous income  $G$  can be estimated separately using standard nonparametric tools.

Moreover, this expression can be used to identify if a price change, for example, due to a policy reform, has a desirable effect on social welfare. Indeed, the difference in social welfare can be calculated as follows:

$$\begin{aligned} SWF' - SWF &= \int \int h(w) dF_W(w | \mathbf{p}', y) dG'(\mathbf{p}', y) - \int \int h(w) dF_W(w | \mathbf{p}, y) dG(\mathbf{p}, y) \\ &= \int \int h(w) dF_W(w | \mathbf{p} + \Delta\mathbf{p}, y) dG'(\mathbf{p} + \Delta\mathbf{p}, y) \\ &\quad - \int \int h(w) dF_W(w | \mathbf{p}, y) dG(\mathbf{p}, y) \\ &= \int \int h(w) d \left( F_W(w | \mathbf{p} + \Delta\mathbf{p}, y) - F_W(w | \mathbf{p}, y) \right) dG(\mathbf{p}, y). \end{aligned} \quad (46)$$

where  $G$  ( $G'$ ) is the joint distribution of initial (final) prices and exogenous income, and  $\Delta\mathbf{p} = \mathbf{p}' - \mathbf{p}$ . With Equations (46) and (45), one can assess the desirability of a potential price change without parametric assumptions and only using choice probabilities and the initial distribution of prices and exogenous income.

---

<sup>27</sup>As social welfare is a population level concept, we rely on the second interpretation of the randomness in the welfare measure (see the discussion at the beginning of Section 4).

Interestingly, in the spirit of [Roberts \(1980\)](#), we can derive conditions under which the expression for the SWF can be formulated in terms of incomes alone. In particular, when prices are equal for everyone and one uses the MMU with reference prices equal to those common prices, as individual welfare measure, one obtains a price independent SWF in terms of income.

**Corollary 5.** *When prices are equal for everyone and when one uses the MMU with reference prices equal to those common prices as the welfare measure, the SWF can be written solely in terms of income.*

## 5 Discussion on implementation

### 5.1 Set-identifying transition probabilities from cross-sectional data

As mentioned before, the transition probabilities are nonparametrically identifiable and estimable from panel data that contains sufficient relative price and exogenous income variation. This immediately implies that all the results from previous subsections are also nonparametrically identified in such a data setting. One simply has to evaluate the estimated transition probabilities at virtual price vectors.

In many empirical applications, however, researchers only have access to (repeated) cross-sectional data. This type of data nonparametrically identifies the choice probabilities, but not the associated transition probabilities. However, by exploiting Boole-Fréchet ([Fréchet, 1935](#)) and stochastic revealed preference inequalities, one can derive bounds on the now unobserved transition probabilities based on the observed choice probabilities.

**Proposition 3.** *The transition probabilities  $\{P_{i,j}(\mathbf{p}, \mathbf{p}', y)\}$  are set identified from the choice probabilities  $\{P_i\}$  with bounds*

$$\begin{aligned} P_{i,i}^L(\mathbf{p}, \mathbf{p}', y) &= \max \left\{ P_i(\mathbf{p}, y) + P_i(\mathbf{p}', y) - 1, P_i \left( \left( \max\{p_i, p'_i\}, \min\{\mathbf{p}_{-i}, \mathbf{p}'_{-i}\} \right), y \right) \right\}, \\ P_{i,i}^U(\mathbf{p}, \mathbf{p}', y) &= \min \{ P_i(\mathbf{p}, y), P_i(\mathbf{p}', y) \}. \end{aligned} \quad (47)$$

For  $i \neq j$ ,  $P_{i,j}(\mathbf{p}, \mathbf{p}', y) = 0$  if  $p_i \geq p'_i$  and  $p_j \leq p'_j$  and

$$\begin{aligned} P_{i,j}^L(\mathbf{p}, \mathbf{p}', y) &= \max \{ P_i(\mathbf{p}, y) + P_j(\mathbf{p}', y) - 1, 0 \}, \\ P_{i,j}^U(\mathbf{p}, \mathbf{p}', y) &= \min \{ P_i(\mathbf{p}, y), P_j(\mathbf{p}', y) \}, \end{aligned} \quad (48)$$

elsewhere. These bounds are sharp.

The Boole-Fréchet inequalities ensure that the transition probabilities are weakly smaller than their associated marginal choice probabilities  $P_i(\mathbf{p}, y)$  and  $P_j(\mathbf{p}', y)$ . When  $P_i(\mathbf{p}, y) + P_j(\mathbf{p}', y) - 1 >$

0 they also deliver nontrivial lower bounds. The stochastic revealed preference inequalities, which stem from the strong monotonicity of the utility function (see Assumption 1), provide additional identificational power in two particular instances. Firstly, by evaluating the choice probabilities at the least-favourable price vector  $(\max\{p_i, p'_i\}, \min\{\mathbf{p}_{-i}, \mathbf{p}'_{-i}\})$ , they yield an informative lower bound for the transition probabilities in the no-transition case where  $i = j$ . Secondly, when  $i$  becomes weakly less expensive and  $j \neq i$  becomes weakly more expensive, the transition probability should equal zero, as it is irrational for individuals to make this transition within the context of our model.

In the context of continuous choice, similar inequalities have been exploited by [Hoderlein and Stoye \(2014\)](#), [Kitamura and Stoye \(2018\)](#), and [Deb et al. \(2022\)](#). These authors provide algorithmic tools to assess whether repeated cross-sectional data is compatible with the hypothesis of utility maximisation. They do so by testing if there exist preference types that can rationalise the distribution of demand across segments (so-called *patches*) of budget sets. While their computational approach could be employed to construct bounds on the transition probabilities in Expression (4), Proposition 3 shows that there is a simple, closed-form solution in our discrete choice setup.

In a longer version of this paper ([Capéau et al., 2022](#)), we find the identified sets for NOS measures to be small in an empirical application on female labour supply, which suggests that cross-sectional data is sufficiently rich for applied welfare analysis.

## 5.2 Estimating choice probabilities

Given the exogeneity of budget sets presupposed in Assumption 2, the choice probabilities can be readily estimated using nonparametric regression, as they are essentially conditional expectation functions. Standard tools, such as kernel and series based regression, are available in most modern statistical software. One particular attractive feature of the Nadaraya-Watson kernel estimator is that the estimated choice probabilities add up to one for all price vectors when the same bandwidth is selected for every choice probability function. With samples of modest size, it might be useful to impose additional structure to mitigate the curse of dimensionality. In particular, in a setting with high-dimensional regressors, which arises when there are many alternatives or many individual-specific characteristics, a (semi)parametric estimator can be used to increase efficiency at the expense of functional form misspecification.

In some circumstances, it might be unreasonable to assume that the budget set  $(\mathbf{p}, y)$  is independent of the preference type  $\omega$ . When instruments are available, however, some forms of endogeneity can be handled by using a standard control function approach ([Blundell and Powell, 2004](#)).

Finally, in some applications, there might be an outside option that exhibits no independent

price variation, which hinders the direct empirical implementation of our approach. However, this difficulty can be circumvented by exploiting variation in the exogenous income, as is discussed in the Online Appendix. In the latter, we also show how average welfare can be calculated directly from any of the distributional results derived above.

## 6 Concluding remarks

In this paper, we provided a coherent framework to conduct individual and social welfare analysis for discrete choice. Allowing for unrestricted, unobserved preference heterogeneity, we argue that individual welfare measures become random variables from the point of view of the econometrician. For the class of NOS measures, we developed nonparametric methods to retrieve their distributions from observational data. In particular, we proved that all relevant marginal, conditional, and joint distributions can be expressed in terms of choice or transition probabilities, which are nonparametrically point-identified from cross-sectional and panel data, respectively. We also showed how transition probabilities can be set-identified when only cross-sectional data is available, which is important in empirical applications.

There are several avenues for future research. Firstly, one could extend our results to settings where, besides prices, other attributes of the alternatives are changed. In the same strand of thinking, the welfare cost of the introduction, and removal, of some alternatives could be considered. This will likely lead to set-identification, instead of point-identification, of the distributions of interest. Secondly, another methodological innovation would be to allow for measurement and optimisation errors in the formal analysis. Depending on the specific application, a significant part of the variation in outcomes might be driven by these errors, which can bias welfare estimates. Lastly, future research is needed to assess the sensitivity of empirical welfare estimates with respect to the choice of the welfare measure and the corresponding reference prices.

## References

- Debopam Bhattacharya. Nonparametric Welfare Analysis for Discrete Choice. *Econometrica*, 83(2):617–649, 2015. [2](#), [5](#), [18](#), [22](#), [23](#)
- Debopam Bhattacharya. Empirical welfare analysis for discrete choice: Some general results. *Quantitative Economics*, 9(2):571–615, 2018. [2](#), [5](#), [15](#), [22](#)
- Richard Blundell and James L. Powell. Endogeneity in Semiparametric Binary Response Models. *Review of Economic Studies*, 71:655–679, 2004. [11](#), [27](#)
- Richard Blundell, Dennis Kristensen, and Rosa Matzkin. Bounding quantile demand functions using revealed preference inequalities. *Journal of Econometrics*, 179(2):112–127, 2014. [6](#)
- Richard Blundell, Joel Horowitz, and Matthias Parey. Nonparametric Estimation of a Nonseparable Demand Function under the Slutsky Inequality Restriction. *The Review of Economics and Statistics*, 99(2):291–304, 2017. [5](#)
- Richard A. Briesch, Pradeep K. Chintagunta, and Rosa L. Matzkin. Nonparametric Discrete Choice Models With Unobserved Heterogeneity. *Journal of Business & Economic Statistics*, 28(2):291–307, 2010. [5](#)
- Bart Capéau, Liebrecht De Sadeleer, and Sebastiaan Maes. Identifying the distribution of welfare from discrete choice. Working Papers ECARES 2022-03, ULB – Université Libre de Bruxelles, 2022. [4](#), [27](#)
- Jean François Carpentier and Christelle Sapata. Empirical welfare analysis: when preferences matter. *Social Choice and Welfare*, 46(3):521–542, 2016. [6](#)
- Sam Cosaert and Thomas Demuynck. Nonparametric Welfare and Demand Analysis with Unobserved Individual Heterogeneity. *The Review of Economics and Statistics*, 100(2):349–361, 2018. [6](#)
- John K. Dagsvik. Discrete Choice in Continuous Time: Implications of an Intertemporal Version of the IIA Property. *Econometrica*, 70(2):817–831, 2002. [3](#)
- John K. Dagsvik and Anders Karlström. Compensating Variation and Hicksian Choice Probabilities in Random Utility Models That Are Nonlinear in Income. *The Review of Economic Studies*, 72(1):57–76, 2005. [3](#), [4](#)

- André de Palma and Karim Kilani. Transition choice probabilities and welfare analysis in additive random utility models. *Economic Theory*, 46(3):427–454, 2011. [3](#), [4](#), [22](#)
- Rahul Deb, Yuichi Kitamura, John K H Quah, and Jörg Stoye. Revealed Price Preference: Theory and Empirical Analysis. *The Review of Economic Studies*, 2022. [4](#), [27](#)
- Koen Decancq, Marc Fleurbaey, and Erik Schokkaert. Happiness, equivalent incomes and respect for individual preferences. *Economica*, 82:1082–1106, 2015. [5](#), [8](#)
- André M.J. Decoster and Peter Haan. Empirical welfare analysis with preference heterogeneity. *International Tax and Public Finance*, 22(2):224–251, 2015. [6](#)
- Paolo Delle Site and Marco Valerio Salucci. Transition choice probabilities and welfare analysis in random utility models with imperfect before–after correlation. *Transportation Research Part B: Methodological*, 58:215–242, 2013. [3](#)
- Holger Dette, Stefan Hoderlein, and Natalie Neumeyer. Testing multivariate economic restrictions using quantiles: The example of Slutsky negative semidefiniteness. *Journal of Econometrics*, 191(1):129–144, 2016. [5](#)
- Peter Diamond and Daniel McFadden. Some uses of the expenditure function in public finance. *Journal of Public Economics*, 3(1):2–21, 1974. [3](#)
- Avinash Dixit. Welfare effects of tax and price changes. *Journal of Public Economics*, 4(2):103–123, 1975. [3](#)
- Marc Fleurbaey. Two criteria for social decisions. *Journal of Economic Theory*, 134(1):421–447, 2007. [5](#)
- Marc Fleurbaey. Beyond GDP: The quest for a measure of social welfare. *Journal of Economic Literature*, 47(4):1029–1075, 2009. [1](#), [3](#), [5](#), [6](#)
- Marc Fleurbaey and Didier Blanchet. *Beyond GDP: Measuring welfare and assessing sustainability*. Oxford University Press, 2013. [3](#)
- Marc Fleurbaey and François Maniquet. Fairness and well-being measurement. *Mathematical Social Sciences*, 90:119–126, 2017. [5](#), [8](#), [25](#)
- Marc Fleurbaey and François Maniquet. Optimal income taxation theory and principles of fairness. *Journal of Economic Literature*, 56(3):1029–1079, 2018. [25](#)

- Maurice Fréchet. Généralisation du théorème des probabilités totales. *Fundamenta Mathematicae*, 25(1):379–387, 1935. [4](#), [26](#), [10](#)
- Jerry A. Hausman and Whitney K. Newey. Individual Heterogeneity and Average Welfare. *Econometrica*, 84(3):1225–1248, 2016. [5](#), [10](#)
- Joseph A. Herriges and Catherine L. Kling. Nonlinear Income Effects in Random Utility Models. *Review of Economics and Statistics*, 81(1):62–72, 1999. [4](#), [6](#)
- Stefan Hoderlein and Jörg Stoye. Revealed preferences in a heterogeneous population. *The Review of Economics and Statistics*, 96(2):197–213, 2014. [4](#), [27](#)
- Stefan Hoderlein and Anne Vanhems. Estimating the distribution of welfare effects using quantiles. *Journal of Applied Econometrics*, 33(1):52–72, 2018. [5](#)
- Mervyn King. Welfare analysis of tax reforms using household data. *Journal of Public Economics*, 21(2):183–214, 1983. [2](#), [3](#)
- Yuichi Kitamura and Jörg Stoye. Nonparametric analysis of random utility models. *Econometrica*, 86(6):1883–1909, 2018. [4](#), [27](#)
- Roger W. Klein and Richard H. Spady. An Efficient Semiparametric Estimator for Binary Response Models. *Econometrica*, 61(2):387–421, 1993. [5](#)
- Arthur Lewbel. Semiparametric qualitative response model estimation with unknown heteroscedasticity or instrumental variables. *Journal of Econometrics*, 97(1):145–177, 2000. [5](#)
- Charles F. Manski. Maximum score estimation of the stochastic utility model of choice. *Journal of Econometrics*, 3:205–228, 1975. [5](#)
- Rosa L. Matzkin. Semiparametric Estimation of Monotone and Concave Utility Functions for Polychotomous Choice Models. *Econometrica*, 59(5):1315, 1991. [5](#)
- Rosa L. Matzkin. Nonparametric identification and estimation of polychotomous choice models. *Journal of Econometrics*, 58(1-2):137–168, 1993. [5](#)
- Daniel McFadden. Econometric models of probabilistic choice. In Charles F Manski and Daniel McFadden, editors, *Structural analysis of discrete data with econometric applications*, pages 198–272. MIT press Cambridge, MA, 1981. [10](#)

- Daniel McFadden. Computing Willingness-to-Pay in Random Utility Models. In James Melvin, Raymond Riezman, and James Moore, editors, *Trade, Theory and Econometrics*, volume 15. Routledge, 1999. [4](#)
- Daniel McFadden. Revealed Stochastic Preference: A Synthesis. *Economic Theory*, 26(2):245–264, 2005. [10](#)
- Edward R. Morey, Robert D. Rowe, and Michael Watson. A Repeated Nested-Logit Model of Atlantic Salmon Fishing. *American Journal of Agricultural Economics*, 75(3):578, 1993. [4](#)
- Elisha Pazner. Equity, nonfeasible alternatives and social choice: A reconsideration of the concept of social welfare. In JJ Laffont, editor, *Aggregation and revelation of preferences*. Elsevier, North-Holland, Amsterdam and New York, 1979. [5](#), [8](#)
- John H Pencavel. Constant-utility index numbers of real wages. *The American Economic Review*, 67(2):91–100, 1977. [5](#)
- Kevin Roberts. Price-independent welfare prescriptions. *Journal of Public Economics*, 13(3):277–297, 1980. [26](#)
- Paul A Samuelson. Complementarity: An essay on the 40th anniversary of the hicks-allen revolution in demand theory. *Journal of Economic literature*, 12(4):1255–1289, 1974. [3](#), [5](#), [8](#)
- Kenneth A. Small and Harvey S. Rosen. Applied Welfare Economics with Discrete Choice Models. *Econometrica*, 49(1):105–130, 1981. [4](#)
- Joseph Stiglitz, Amartya Sen, and Jean-Paul Fitoussi. *Richesse des nations et bien-être des individus*. Odile Jacob, 2009. [3](#)
- Kenneth E Train. *Discrete Choice Methods with Simulation*. Cambridge University Press, Cambridge, 2003. [2](#)



# Online Appendix

## “Identifying the Distribution of Welfare from Discrete Choice”

### A Additional results

In Section A.1, we derive analogue results to Theorem 3, Corollary 3, and Theorem 4, but now for the EV instead of the CV. Section A.2 discusses how differences in exogenous income and the presence of an outside option can be dealt with in the empirical implementation. In addition, we also show how average welfare can be directly derived from the distributional results derived in this paper.

#### A.1 Distributional results for the EV

For an individual of type  $\omega$ , the equivalent variation  $EV^\omega$  is defined as

$$\max_c \{U_c^\omega(y - p_c - EV^\omega)\} = \max_c \{U_c^\omega(y - p'_c)\}, \quad (49)$$

i.e., the amount of money (possibly negative) an individual has to pay before the reform to be equally well-off as after the reform.

**Theorem 5.** *For the distribution of the EV, we have the following results:*

$$\Pr_\omega[EV^\omega \leq z, i = J^\omega(\mathbf{p}, y), j = J^\omega(\mathbf{p}', y)] = P_{i,j}(\mathbf{p}, \min(\mathbf{p} + z, \mathbf{p}'), y) \mathbb{I}[p'_j \leq p_j + z], \quad (50)$$

$$\Pr_\omega[EV^\omega \leq z \mid i = J^\omega(\mathbf{p}, y), j = J^\omega(\mathbf{p}', y)] = \frac{P_{i,j}(\mathbf{p}, \min(\mathbf{p} + z, \mathbf{p}'), y)}{P_{i,j}(\mathbf{p}, \mathbf{p}', y)} \mathbb{I}[p'_j \leq p_j + z], \quad (51)$$

$$\Pr_\omega[EV^\omega \leq z \mid i = J^\omega(\mathbf{p}, y)] = \sum_j \frac{P_{i,j}(\mathbf{p}, \min(\mathbf{p} + z, \mathbf{p}'), y)}{P_i(\mathbf{p}, y)} \mathbb{I}[p'_j \leq p_j + z], \quad (52)$$

$$\Pr_\omega[EV^\omega \leq z \mid j = J^\omega(\mathbf{p}', y)] = \frac{P_j(\min(\mathbf{p} + z, \mathbf{p}'), y)}{P_j(\mathbf{p}', y)} \mathbb{I}[p'_j \leq p_j + z], \quad (53)$$

$$\Pr_\omega[EV^\omega \leq z] = \sum_j P_j(\min(\mathbf{p} + z, \mathbf{p}'), y) \mathbb{I}[p'_j \leq p_j + z]. \quad (54)$$

*Proof.* We have that

$$\begin{aligned} & \{EV^\omega \leq z, i = J^\omega(\mathbf{p}, y), j = J^\omega(\mathbf{p}', y)\} \\ &= \left\{ \max_c \{U_c^\omega(y - p_c - EV^\omega)\} \geq \max_c \{U_c^\omega(y - p_c - z)\}, i = J^\omega(\mathbf{p}, y), j = J^\omega(\mathbf{p}', y) \right\} \\ &= \left\{ \max_c \{U_c^\omega(y - p'_c)\} \geq \max_c \{U_c^\omega(y - p_c - z)\}, i = J^\omega(\mathbf{p}, y), j = J^\omega(\mathbf{p}', y) \right\}, \end{aligned}$$

such that,

$$\begin{aligned}
& \Pr_{\omega}[EV^{\omega} \leq z, i = J^{\omega}(\mathbf{p}, y), j = J^{\omega}(\mathbf{p}', y)] \\
&= \Pr_{\omega} \left[ U_i^{\omega}(y - p_i) \geq \max_{k \neq i} U_k^{\omega}(y - p_k), \quad U_j^{\omega}(y - p'_j) \geq \max_{l \neq j} U_l^{\omega}(y - p'_l), \right. \\
&\quad \left. \max_c U_c^{\omega}(y - p'_c) \geq \max_c \{U_c^{\omega}(y - p_c - z)\} \right] \\
&= \Pr_{\omega} \left[ U_j^{\omega}(y - p'_j) \geq \max_{k \neq j} U_k^{\omega}(y - \min(p_k + z, p'_k)), \right. \\
&\quad \left. U_i^{\omega}(y - p_i) \geq \max_{l \neq i} U_l^{\omega}(y - p_l) \right] \mathbb{I}[p'_j \leq p_j + z] \\
&= P_{i,j}(\mathbf{p}, \min(\mathbf{p} + z, \mathbf{p}'), y) \mathbb{I}[p'_j \leq p_j + z].
\end{aligned}$$

The other equalities follow directly.  $\square$

**Theorem 6.** *The joint distribution of the MMU, with initial prices as reference prices, and the EV is expressed as:*

$$\begin{aligned}
& \Pr_{\omega}[w \leq W_{M(\mathbf{p})}^{\omega}(y - p_i, i), EV^{\omega} \leq z, i = J^{\omega}(\mathbf{p}, y), j = J^{\omega}(\mathbf{p}', y)] \\
&= P_{i,j}(\mathbf{p}, \min(\mathbf{p}', \mathbf{p} + z), y) \mathbb{I}[p'_j \leq p_j + z] \mathbb{I}[w \leq y].
\end{aligned} \tag{55}$$

*Proof.* We have

$$\begin{aligned}
& \Pr_{\omega}[w \leq W_{M(\mathbf{p})}^{\omega}(y - p_i, i), EV^{\omega} \leq z, i = J^{\omega}(\mathbf{p}, y), j = J^{\omega}(\mathbf{p}', y)] \\
&= \Pr_{\omega} \left[ U_i^{\omega}(y - p_i) \geq \max_{c'} U_{c'}^{\omega}(y - (p_{c'} + y - w)), \quad U_i^{\omega}(y - p_i) \geq \max_{k \neq i} U_k^{\omega}(y - p_k), \right. \\
&\quad \left. U_j^{\omega}(y - p'_j) \geq \max_{l \neq j} U_l^{\omega}(y - p'_l), \quad U_j^{\omega}(y - p'_j) \geq \max_c \{U_c^{\omega}(y - p_c - z)\} \right] \\
&= \Pr_{\omega} \left[ U_i^{\omega}(y - p_i) \geq \max_{k \neq i} U_k^{\omega}(y - \min(p_k, p_k + y - w)), \right. \\
&\quad \left. U_j^{\omega}(y - p'_j) \geq \max_{l \neq j} U_l^{\omega}(y - \min(p'_l, p_l + z)) \right] \mathbb{I}[p'_j \leq p_j + z] \mathbb{I}[p_i \leq p_i + y - w] \\
&= P_{i,j}(\mathbf{p}, (p'_j, \min(\mathbf{p}'_{-j}, \mathbf{p}_{-j} + z)), y) \mathbb{I}[p'_j \leq p_j + z] \mathbb{I}[w \leq y] \\
&= P_{i,j}(\mathbf{p}, \min(\mathbf{p}', \mathbf{p} + z), y) \mathbb{I}[p'_j \leq p_j + z] \mathbb{I}[w \leq y].
\end{aligned}$$

$\square$

## A.2 Implementation

**Differences in exogenous income** The assumption that the exogenous income  $y$  is common to both situations with prices  $\mathbf{p}$  and  $\mathbf{p}'$  imposes no constraints on the transition probabilities  $P_{i,j}(\mathbf{p}, \mathbf{p}', y)$ . Indeed, if exogenous incomes are different when faced with prices  $\mathbf{p}$  and  $\mathbf{p}'$  (denoted by  $y$  and  $y'$ , respectively), we can always redefine prices and incomes in order to obtain a common

exogenous income. To see this, let  $\mathbf{p}'' = \mathbf{p}' - y' + y$ , such that

$$\begin{aligned}
P_{i,j}(\mathbf{p}, \mathbf{p}', y, y') &\equiv \Pr_{\omega} [i = J^{\omega}(\mathbf{p}, y), j = J^{\omega}(\mathbf{p}', y')] \\
&= \Pr_{\omega} [i = J^{\omega}(\mathbf{p}, y), j = J^{\omega}(\mathbf{p}' - y' + y, y)] \\
&= P_{i,j}(\mathbf{p}, \mathbf{p}'', y).
\end{aligned} \tag{56}$$

**Presence of an outside option** Moreover, in some applications, there is an outside option that exhibits no independent price variation, which also hinders the direct empirical implementation of our approach. However, this difficulty can be circumvented by exploiting variation in the exogenous income  $y$ . Suppose alternative  $c_o \in \mathcal{C}$  is the outside option for which one has to evaluate the effect of a price change  $\Delta p_o = p'_o - p_o$ . By a change of variables, it then always holds that  $P_i(\mathbf{p}', y) = P_i(\mathbf{p}' - \Delta p_o, y - \Delta p_o)$ . Note that the expression at the right-hand side does not require price variation for  $c_o$ , as  $p'_o - \Delta p_o = p_o$  by construction.

**Average welfare** A well-known implication of Fubini's theorem is that the mean of any random variable  $X$ , given that it exists, can be directly derived from its cumulative density function  $F_X$ , i.e.

$$\mathbb{E}_{F_X}(X) = \int_0^{\infty} (1 - F_X(u))du - \int_{-\infty}^0 F_X(u)du. \tag{57}$$

This result allows us to calculate average welfare from any of the distributional results derived in this paper. Note that when only bounds on the distribution of interest are available (see Section 5.1), the expected value can be bounded by  $\mathbb{E}_{F_X^U}(X) \leq \mathbb{E}_{F_X}(X) \leq \mathbb{E}_{F_X^L}(X)$ , where  $F_X^L$  and  $F_X^U$  denote the CDF of the lower and upper bound respectively.

## B Proofs

In this section, we provide the proofs of the results in the paper. Note that the results in Theorems 3 and 4, and in Corollaries 3 and 4, can in fact be seen as applications of Theorem 2. However, to provide more insight, we also give direct proofs below.

**Theorem 1.** *The joint distribution of the NOS welfare measure  $W$ , evaluated in an option  $k$  with price  $p_k$ , and choosing  $j$  at prices  $\mathbf{p}'$  and exogenous income  $y$  can be expressed in terms of transition probabilities as follows:*

$$\Pr_{\omega} [w \leq W^{\omega}(y - p_k, k), j = J^{\omega}(\mathbf{p}', y)] = P_{j,k}(\mathbf{p}', (p_k, \tilde{\mathbf{p}}_{-k}(w)), y) \mathbb{I}[p_k \leq \tilde{p}_k(w)], \quad (17)$$

where  $(p_k, \tilde{\mathbf{p}}_{-k}(w)) = (\tilde{p}_1(w), \dots, \tilde{p}_{k-1}(w), p_k, \tilde{p}_{k+1}(w), \dots, \tilde{p}_n(w))$ .

*Proof of Theorem 1.* Using Lemma 1, we have that

$$\begin{aligned} & \Pr_{\omega} [w \leq W^{\omega}(y - p_k, k), j = J^{\omega}(\mathbf{p}', y)] \\ &= \Pr_{\omega} \left[ U_k^{\omega}(y - p_k) \geq \max_c U_c^{\omega}(y - \tilde{p}_c(w)), U_j^{\omega}(y - p'_j) \geq \max_{c' \neq j} U_{c'}^{\omega}(y - p'_{c'}) \right] \\ &= \Pr_{\omega} \left[ U_k^{\omega}(y - p_k) \geq \max_{c \neq k} U_c^{\omega}(y - \tilde{p}_c(w)), U_j^{\omega}(y - p'_j) \geq \max_{c' \neq j} U_{c'}^{\omega}(y - p'_{c'}) \right] \mathbb{I}[p_k \leq \tilde{p}_k(w)] \\ &= P_{j,k}(\mathbf{p}', (p_k, \tilde{\mathbf{p}}_{-k}(w)), y) \mathbb{I}[p_k \leq \tilde{p}_k(w)]. \end{aligned}$$

□

**Corollary 1.**

$$\Pr_{\omega} [w \leq W^{\omega}(y - p_k, k) \mid j = J^{\omega}(\mathbf{p}', y)] = \frac{P_{j,k}(\mathbf{p}', (p_k, \tilde{\mathbf{p}}_{-k}(w)), y)}{P_j(\mathbf{p}', y)} \mathbb{I}[p_k \leq \tilde{p}_k(w)], \quad (18)$$

$$\Pr_{\omega} [w \leq W^{\omega}(y - p_k, k) \mid k = J^{\omega}(\mathbf{p}, y)] = \frac{P_k(\mathbf{min}(\mathbf{p}, \tilde{\mathbf{p}}(w)), y)}{P_k(\mathbf{p}, y)} \mathbb{I}[p_k \leq \tilde{p}_k(w)], \quad (19)$$

where  $\mathbf{min}(\mathbf{p}, \tilde{\mathbf{p}}(w)) = (\min(p_1, \tilde{p}_1(w)), \dots, \min(p_n, \tilde{p}_n(w)))$ ,

$$\Pr_{\omega} [w \leq W^{\omega}(y - p_k, k)] = P_k((p_k, \tilde{\mathbf{p}}_{-k}(w)), y) \mathbb{I}[p_k \leq \tilde{p}_k(w)], \quad (20)$$

and

$$\Pr_{\omega} [w \leq W^{\omega}(y - p_{J^{\omega}(\mathbf{p}, y)}, J^{\omega}(\mathbf{p}, y))] = \sum_k P_k(\mathbf{min}(\mathbf{p}, \tilde{\mathbf{p}}(w)), y) \mathbb{I}[p_k \leq \tilde{p}_k(w)]. \quad (21)$$

*Proof of Corollary 1.* Equations (18) and (20) follow directly from Theorem 1 using the definitions of conditional and marginal distributions respectively. Equation (21) follows analogously from Equation (19). Therefore, we only prove Equation (19). We have

$$\begin{aligned}
& \Pr_{\omega} \left[ w \leq W^{\omega}(y - p_k, k) \mid k = J^{\omega}(\mathbf{p}, y) \right] \\
&= \frac{\Pr_{\omega} \left[ w \leq W^{\omega}(y - p_k, k), k = J^{\omega}(\mathbf{p}, y) \right]}{P_k(\mathbf{p}, y)} \\
&= \frac{P_{k,k}(\mathbf{p}, (p_k, \tilde{\mathbf{p}}_{-k}(w)), y) \mathbb{I}[p_k \leq \tilde{p}_k(w)]}{P_k(\mathbf{p}, y)} \\
&= \frac{\Pr_{\omega} \left[ U_k^{\omega}(y - p_k) \geq \max_{c \neq k} U_c^{\omega}(y - p_c), U_k^{\omega}(y - p_k) \geq \max_{c \neq k} U_c^{\omega}(y - \tilde{p}_c(w)) \right]}{P_k(\mathbf{p}, y)} \mathbb{I}[p_k \leq \tilde{p}_k(w)] \\
&= \frac{\Pr_{\omega} \left[ U_k^{\omega}(y - p_k) \geq \max_{c \neq k} U_c^{\omega}(y - \min(p_c, \tilde{p}_c(w))) \right]}{P_k(\mathbf{p}, y)} \mathbb{I}[p_k \leq \tilde{p}_k(w)] \\
&= \frac{P_k(\mathbf{min}(\mathbf{p}, (p_k, \tilde{\mathbf{p}}_{-k}(w))), y)}{P_k(\mathbf{p}, y)} \mathbb{I}[p_k \leq \tilde{p}_k(w)] \\
&= \frac{P_k(\mathbf{min}(\mathbf{p}, \tilde{\mathbf{p}}(w)), y)}{P_k(\mathbf{p}, y)} \mathbb{I}[p_k \leq \tilde{p}_k(w)].
\end{aligned}$$

□

**Corollary 2.** When using reference prices  $\mathbf{p}^{ref}$ , we have

$$\begin{aligned}
& \Pr_{\omega} \left[ w \leq W_{M(\mathbf{p}^{ref})}^{\omega}(y - p_k, k), j = J^{\omega}(\mathbf{p}', y) \right] = \\
& P_{j,k}(\mathbf{p}', (p_k, y - w + \mathbf{p}_{-k}^{ref}), y) \mathbb{I}[p_k \leq y - w + p_k^{ref}].
\end{aligned} \tag{22}$$

When  $p_k = p'_k$ , and the reference prices equal the actual prices  $\mathbf{p}'$  and  $k$  is the optimal choice, this simplifies to

$$\Pr_{\omega} \left[ w \leq W_{M(\mathbf{p}')}^{\omega}(y - p'_k, k), k = J^{\omega}(\mathbf{p}', y) \right] = P_k(\mathbf{p}', y) \mathbb{I}[w \leq y] \tag{23}$$

and, hence,

$$\Pr_{\omega} \left[ w \leq W_{M(\mathbf{p}')}^{\omega}(y - p'_k, k) \mid k = J^{\omega}(\mathbf{p}', y) \right] = \mathbb{I}[w \leq y], \tag{24}$$

$$\Pr_{\omega} \left[ w \leq W_{M(\mathbf{p}')}^{\omega}(y - p'_{J^{\omega}(\mathbf{p}', y)}, J^{\omega}(\mathbf{p}', y)) \right] = \mathbb{I}[w \leq y]. \tag{25}$$

*Proof of Corollary 2.* The first equation follows from plugging  $\tilde{\mathbf{p}}(w) = y - w + \mathbf{p}^{ref}(w)$  into Equation (17). Moreover, using actual prices  $\mathbf{p}'$  as reference prices and taking  $p_k = p'_k$ ,  $\mathbb{I}[p_k \leq y - w + p_k^{ref}]$  reduces to  $\mathbb{I}[w \leq y]$ . Therefore,

$$\begin{aligned}
& \Pr_{\omega} \left[ w \leq W_{M(\mathbf{p}')}^{\omega}(y - p'_k, k), k = J^{\omega}(\mathbf{p}', y) \right] = P_k(\mathbf{min}(\mathbf{p}', y - w + \mathbf{p}'), y) \mathbb{I}[w \leq y] \\
&= P_k(\mathbf{p}', y) \mathbb{I}[w \leq y].
\end{aligned} \tag{58}$$

The last two equations then immediately follow from Bayes' theorem and summing over  $k$ . □

**Proposition 1.** *The joint distribution of welfare in the optimal bundle  $i$ , before a price change, and welfare in the optimal bundle  $j$ , after the price change, is as follows:*

$$\begin{aligned} & \Pr_{\omega}[w \leq W_0^{\omega}(y - p_i, i), z \leq W_1^{\omega}(y - p'_j, j), i = J^{\omega}(\mathbf{p}, y), j = J^{\omega}(\mathbf{p}', y)] \\ &= P_{i,j}(\min(\mathbf{p}, \tilde{\mathbf{p}}(w)), \min(\mathbf{p}', \tilde{\mathbf{p}}(z)), y) \mathbb{I}[p_i \leq \tilde{p}_i(w)] \mathbb{I}[p'_j \leq \tilde{p}_j(z)]. \end{aligned} \quad (26)$$

*Proof of Proposition 1.*

$$\begin{aligned} & \Pr_{\omega}[w \leq W_0^{\omega}(y - p_i, i), z \leq W_1^{\omega}(y - p'_j, j), i = J^{\omega}(\mathbf{p}, y), j = J^{\omega}(\mathbf{p}', y)] \\ &= \Pr_{\omega} \left[ U_i^{\omega}(y - p_i) \geq \max_{c'} U_{c'}^{\omega}(y - \tilde{p}_{c'}(w)), \quad U_i^{\omega}(y - p_i) \geq \max_{k \neq i} U_k^{\omega}(y - p_k), \right. \\ & \quad \left. U_j^{\omega}(y - p'_j) \geq \max_{l \neq j} U_l^{\omega}(y - p'_l), \quad U_j^{\omega}(y - p'_j) \geq \max_c U_c^{\omega}(y - \tilde{p}_c(z)), \right] \\ &= \Pr_{\omega} \left[ U_i^{\omega}(y - p_i) \geq \max_{k \neq i} U_k^{\omega}(y - \min(p_k, \tilde{p}_k(w))), \right. \\ & \quad \left. U_j^{\omega}(y - p'_j) \geq \max_{l \neq j} U_l^{\omega}(y - \min(p'_l, \tilde{p}_l(z))) \right] \mathbb{I}[p_i \leq \tilde{p}_i(w)] \mathbb{I}[p'_j \leq \tilde{p}_j(z)] \\ &= P_{i,j} \left( (p_i, \min(\mathbf{p}_{-i}, \tilde{\mathbf{p}}_{-i}(w))), (p'_j, \min(\mathbf{p}'_{-j}, \tilde{\mathbf{p}}_{-j}(z))), y \right) \mathbb{I}[p_i \leq \tilde{p}_i(w)] \mathbb{I}[p'_j \leq \tilde{p}_j(z)] \\ &= P_{i,j}(\min(\mathbf{p}, \tilde{\mathbf{p}}(w)), \min(\mathbf{p}', \tilde{\mathbf{p}}(z)), y) \mathbb{I}[p_i \leq \tilde{p}_i(w)] \mathbb{I}[p'_j \leq \tilde{p}_j(z)]. \end{aligned}$$

□

**Theorem 2.** *Let the function  $h$  be defined by*

$$h_{i,j,\mathbf{p},\mathbf{p}'}(w, x, s) = P_{i,j}(\min(\mathbf{p}, \tilde{\mathbf{p}}(\max(w, x))), \min(\mathbf{p}', \tilde{\mathbf{p}}(s)), y) \mathbb{I}[p'_j \leq \tilde{p}_j(s)] \quad (27)$$

$$= P_{i,j}(\min(\mathbf{p}, \tilde{\mathbf{p}}(w), \tilde{\mathbf{p}}(x)), \min(\mathbf{p}', \tilde{\mathbf{p}}(s)), y) \mathbb{I}[p'_j \leq \tilde{p}_j(s)]. \quad (28)$$

*Then, the joint distribution of the stochastic welfare measure and the difference before and after the price change of this measure becomes,*

$$\begin{aligned} & \Pr_{\omega}[w \leq W_0^{\omega}(y - p_i, i), W_1^{\omega}(y - p'_j, j) - W_0^{\omega}(y - p_i, i) \leq z, i = J^{\omega}(\mathbf{p}, y), j = J^{\omega}(\mathbf{p}', y)] = \\ & - \int_{-\infty}^{+\infty} \partial_3 h_{i,j,\mathbf{p},\mathbf{p}'}(w, x, x + z) \mathbb{I}[p_i \leq \min(\tilde{p}_i(w), \tilde{p}_i(x))] dx. \end{aligned} \quad (29)$$

*Proof of Theorem 2.* Fix  $i$  and  $j$  and define  $g(w, z) = \Pr_{\omega}[w \leq W_0^{\omega}(y - p_i, i), z \leq W_1^{\omega}(y - p'_j, j), i = J^{\omega}(\mathbf{p}, y), j = J^{\omega}(\mathbf{p}', y)]$ . Then we have

$$\begin{aligned} & \Pr_{\omega}[w \leq W_0^{\omega}(y - p_i, i), W_1^{\omega}(y - p'_j, j) - W_0^{\omega}(y - p_i, i) \leq z, i = J^{\omega}(\mathbf{p}, y), j = J^{\omega}(\mathbf{p}', y)] \\ &= - \int_{-\infty}^{+\infty} \partial_2 g(\max(w, x), x + z) dx \\ &= - \int_{-\infty}^{+\infty} \partial_3 h_{i,j,\mathbf{p},\mathbf{p}'}(w, x, x + z) \mathbb{I}[p_i \leq \tilde{p}_i(\max(w, x))] dx \\ &= - \int_{-\infty}^{+\infty} \partial_3 h_{i,j,\mathbf{p},\mathbf{p}'}(w, x, x + z) \mathbb{I}[p_i \leq \min(\tilde{p}_i(w), \tilde{p}_i(x))] dx. \end{aligned}$$

□

**Lemma 2.** *We have*

$$\begin{aligned} & \left\{ \omega \mid CV^\omega \leq z, i = J^\omega(\mathbf{p}, y), j = J^\omega(\mathbf{p}', y) \right\} \\ &= \left\{ \omega \mid U_i^\omega(y - p_i) \geq \max_c \{U_c^\omega(y - p'_c - z)\}, i = J^\omega(\mathbf{p}, y), j = J^\omega(\mathbf{p}', y) \right\}. \end{aligned} \quad (32)$$

*Proof of Lemma 2.*

$$\begin{aligned} & \left\{ \omega \mid CV^\omega \leq z, i = J^\omega(\mathbf{p}, y), j = J^\omega(\mathbf{p}', y) \right\} \\ &= \left\{ \omega \mid \max_c \{U_c^\omega(y - p'_c - CV^\omega)\} \geq \max_c \{U_c^\omega(y - p'_c - z)\}, i = J^\omega(\mathbf{p}, y), j = J^\omega(\mathbf{p}', y) \right\} \\ &= \left\{ \omega \mid \max_c \{U_c^\omega(y - p_c)\} \geq \max_c \{U_c^\omega(y - p'_c - z)\}, i = J^\omega(\mathbf{p}, y), j = J^\omega(\mathbf{p}', y) \right\} \\ &= \left\{ \omega \mid U_i^\omega(y - p_i) \geq \max_c \{U_c^\omega(y - p'_c - z)\}, i = J^\omega(\mathbf{p}, y), j = J^\omega(\mathbf{p}', y) \right\}, \end{aligned}$$

where the second equality follows from (30) and the last from  $i = J^\omega(\mathbf{p}, y)$ . □

**Theorem 3.** *The joint distribution of the CV and the optimal choices before and after the price change is as follows:*

$$\Pr_\omega[CV^\omega \leq z, i = J^\omega(\mathbf{p}, y), j = J^\omega(\mathbf{p}', y)] = P_{i,j}(\min(\mathbf{p}, \mathbf{p}' + z), \mathbf{p}', y) \mathbb{I}[p_i \leq p'_i + z]. \quad (33)$$

*Proof of Theorem 3.* We have

$$\begin{aligned} & \Pr_\omega[CV^\omega \leq z, i = J^\omega(\mathbf{p}, y), j = J^\omega(\mathbf{p}', y)] \\ &= \Pr_\omega \left[ U_i^\omega(y - p_i) \geq \max_{k \neq i} U_k^\omega(y - p_k), \quad U_j^\omega(y - p'_j) \geq \max_{l \neq j} U_l^\omega(y - p'_l), \right. \\ & \quad \left. U_i^\omega(y - p_i) \geq \max_c U_c^\omega(y - p'_c - z) \right] \\ &= \Pr_\omega \left[ U_i^\omega(y - p_i) \geq \max_{k \neq i} U_k^\omega(y - \min(p_k, p'_k + z)), \quad U_j^\omega(y - p'_j) \geq \max_{l \neq j} U_l^\omega(y - p'_l) \right] \\ & \quad \mathbb{I}[p_i \leq p'_i + z] \\ &= P_{i,j}(\min(\mathbf{p}, \mathbf{p}' + z), \mathbf{p}', y) \mathbb{I}[p_i \leq p'_i + z]. \end{aligned}$$

□

**Theorem 4.** *The joint distribution of the MMU and the CV is as follows:*

$$\begin{aligned} & \Pr_\omega[w \leq W_{M(\mathbf{p}')}^\omega(y - p_i, i), CV^\omega \leq z, i = J^\omega(\mathbf{p}, y), j = J^\omega(\mathbf{p}', y)] \\ &= P_{i,j}(\min(\mathbf{p}, \mathbf{p}' + \min(z, y - w)), \mathbf{p}', y) \mathbb{I}[p_i \leq p'_i + \min(z, y - w)]. \end{aligned} \quad (38)$$

*Proof of Theorem 4. A direct proof of Theorem 4*

We have

$$\begin{aligned}
& \Pr_\omega[w \leq W_{M(\mathbf{p}')}^\omega(y - p_i, i), CV^\omega \leq z, i = J^\omega(\mathbf{p}, y), j = J^\omega(\mathbf{p}', y)] \\
&= \Pr_\omega \left[ U_i^\omega(y - p_i) \geq \max_{c'} U_{c'}^\omega(y - (y - w + p_{c'}')), \quad U_i^\omega(y - p_i) \geq \max_{k \neq i} U_k^\omega(y - p_k), \right. \\
&\quad \left. U_j^\omega(y - p_j') \geq \max_{l \neq j} U_l^\omega(y - p_l'), \quad U_i^\omega(y - p_i) \geq \max_c U_c^\omega(y - p_c' - z) \right] \\
&= \Pr_\omega \left[ U_i^\omega(y - p_i) \geq \max_{k \neq i} U_k^\omega(y - \min(p_k, p_k' + y - w, p_k' + z)), \right. \\
&\quad \left. U_j^\omega(y - p_j') \geq \max_{l \neq j} U_l^\omega(y - p_l') \right] \mathbb{I}[p_i \leq p_i' + z] \mathbb{I}[p_i \leq p_i' + y - w] \\
&= P_{i,j} \left( (p_i, \min(\mathbf{p}_{-i}, \mathbf{p}'_{-i} + \min(z, y - w))), \mathbf{p}', y \right) \mathbb{I}[p_i \leq p_i' + \min(z, y - w)] \\
&= P_{i,j} \left( \min(\mathbf{p}, \mathbf{p}' + \min(z, y - w)), \mathbf{p}', y \right) \mathbb{I}[p_i \leq p_i' + \min(z, y - w)].
\end{aligned}$$

**Theorem 4 as implied by Theorem 2**

When choosing the MMU with the final prices as reference prices, Theorem 2 implies:

$$\begin{aligned}
& \Pr_\omega[w \leq W_{M(\mathbf{p}')}^\omega(y - p_i, i), CV^\omega \leq z, i = J^\omega(\mathbf{p}, y), j = J^\omega(\mathbf{p}', y)] \\
&= - \int_{-\infty}^{+\infty} \partial_3 h_{i,j,\mathbf{p},\mathbf{p}'}(w, x, x + z) \mathbb{I}[p_i \leq \min(p_i' + y - w, p_i' + y - x)] dx.
\end{aligned} \tag{59}$$

where the function  $h$  is defined by

$$h_{i,j,\mathbf{p},\mathbf{p}'}(w, x, s) = P_{i,j} \left( \min(\mathbf{p}, \mathbf{p}' + y - \max(w, x)), \min(\mathbf{p}', \mathbf{p}' + y - s), y \right) \mathbb{I}[p_j' \leq p_j' + y - s]. \tag{60}$$

Rewriting, (60), we obtain

$$\begin{aligned}
h_{i,j,\mathbf{p},\mathbf{p}'}(w, x, s) &= P_{i,j} \left( \min(\mathbf{p}, \mathbf{p}' + y - \max(w, x)), \min(\mathbf{p}', \mathbf{p}' + y - s), y \right) \mathbb{I}[p_j' \leq p_j' + y - s] \\
&= P_{i,j} \left( \min(\mathbf{p}, \mathbf{p}' + y - \max(w, x)), \mathbf{p}', y \right) \mathbb{I}[s \leq y],
\end{aligned}$$

and hence

$$\partial_3 h_{i,j,\mathbf{p},\mathbf{p}'}(w, x, x + z) = -P_{i,j} \left( \min(\mathbf{p}, \mathbf{p}' + y - \max(w, x)), \mathbf{p}', y \right) \delta(x + z - y),$$

where  $\delta$  is a Dirac delta function. Plugging this in in (59), we obtain

$$\begin{aligned}
& \Pr_\omega[w \leq W_{M(\mathbf{p}')}^\omega(y - p_i, i), CV^\omega \leq z, i = J^\omega(\mathbf{p}, y), j = J^\omega(\mathbf{p}', y)] \\
&= - \int_{-\infty}^{+\infty} \partial_3 h_{i,j,\mathbf{p},\mathbf{p}'}(w, x, x + z) \mathbb{I}[p_i \leq \min(p_i' + y - w, p_i' + y - x)] dx \\
&= P_{i,j} \left( \min(\mathbf{p}, \mathbf{p}' + y - \max(w, y - z)), \mathbf{p}', y \right) \mathbb{I}[p_i \leq \min(p_i' + y - w, p_i' + y - (y - z))] \\
&= P_{i,j} \left( \min(\mathbf{p}, \mathbf{p}' + \min(y - w, z)), \mathbf{p}', y \right) \mathbb{I}[p_i \leq p_i' + \min(y - w, z)]
\end{aligned}$$



as in Theorem 4. □

**Proposition 2.** *The conditional CDF of individual welfare in the optimal bundle can be calculated using choice probabilities:*

$$F_W(w \mid \mathbf{p}, y) = 1 - \sum_k P_k \left( \min(\mathbf{p}, \tilde{\mathbf{p}}(w)), y \right) \mathbb{I}[p_k \leq \tilde{p}_k(w)]. \quad (45)$$

*Proof of Proposition 2.*

$$\begin{aligned} F_W(w \mid \mathbf{p}, y) &= \Pr_{\omega} [W^{\omega}(y - p_{J^{\omega}(\mathbf{p}, y)}, J^{\omega}(\mathbf{p}, y)) \leq w] \\ &= 1 - \Pr_{\omega} [w \leq W^{\omega}(y - p_{J^{\omega}(\mathbf{p}, y)}, J^{\omega}(\mathbf{p}, y))] \\ &= 1 - \sum_k P_k \left( \min(\mathbf{p}, \tilde{\mathbf{p}}(w)), y \right) \mathbb{I}[p_k \leq \tilde{p}_k(w)], \end{aligned} \quad (61)$$

where the last equality follows from Equation (21) in Corollary 1. □

**Corollary 5.** *When prices are equal for everyone and when one uses the MMU with reference prices equal to those common prices as the welfare measure, the SWF can be written solely in terms of income.*

*Proof of Corollary 5.* From Proposition 2 and the definition of the virtual prices in case of an MMU with actual prices  $\mathbf{p}$  as reference prices ( $\tilde{\mathbf{p}}(w) = y - w + \mathbf{p}$ ), it follows that

$$\begin{aligned} F_W(w \mid \mathbf{p}, y) &= 1 - \sum_k P_k \left( \min(\mathbf{p}, \tilde{\mathbf{p}}(w)), y \right) \mathbb{I}[p_k \leq \tilde{p}_k(w)] \\ &= 1 - \sum_k P_k \left( \min(\mathbf{p}, y - w + \mathbf{p}), y \right) \mathbb{I}[p_k \leq y - w + p_k] \\ &= 1 - \sum_k P_k \left( \mathbf{p}, y \right) \mathbb{I}[w \leq y] \\ &= \mathbb{I}[y \leq w]. \end{aligned}$$

Hence,

$$\begin{aligned} SWF &= \int \int h(w) dF_W(w \mid \mathbf{p}, y) dG(\mathbf{p}, y) \\ &= \int \int h(w) d\mathbb{I}[y \leq w] dG(\mathbf{p}, y) \\ &= \int h(y) dG(\mathbf{p}, y). \end{aligned}$$

Notice that  $\mathbf{p}$  in the argument of  $G$  is redundant, as prices are assumed to be identical for all persons in this case. This completes the proof. □

**Proposition 3.** *The transition probabilities  $\{P_{i,j}(\mathbf{p}, \mathbf{p}', y)\}$  are set identified from the choice probabilities  $\{P_i\}$  with bounds*

$$\begin{aligned} P_{i,i}^L(\mathbf{p}, \mathbf{p}', y) &= \max \left\{ P_i(\mathbf{p}, y) + P_i(\mathbf{p}', y) - 1, P_i \left( (\max\{p_i, p'_i\}, \min\{\mathbf{p}_{-i}, \mathbf{p}'_{-i}\}), y \right) \right\}, \\ P_{i,i}^U(\mathbf{p}, \mathbf{p}', y) &= \min \{ P_i(\mathbf{p}, y), P_i(\mathbf{p}', y) \}. \end{aligned} \quad (47)$$

For  $i \neq j$ ,  $P_{i,j}(\mathbf{p}, \mathbf{p}', y) = 0$  if  $p_i \geq p'_i$  and  $p_j \leq p'_j$  and

$$\begin{aligned} P_{i,j}^L(\mathbf{p}, \mathbf{p}', y) &= \max \{ P_i(\mathbf{p}, y) + P_j(\mathbf{p}', y) - 1, 0 \}, \\ P_{i,j}^U(\mathbf{p}, \mathbf{p}', y) &= \min \{ P_i(\mathbf{p}, y), P_j(\mathbf{p}', y) \}, \end{aligned} \quad (48)$$

elsewhere. These bounds are sharp.

*Proof of Proposition 3.* We first show that Equations (47) and (48) are valid bounds. One can immediately derive upper and lower bounds that are implied by elementary probability theory. Let  $A$  be the set  $\{\omega | i = J^\omega(\mathbf{p}, y)\}$  and  $B$  the set  $\{\omega | j = J^\omega(\mathbf{p}', y)\}$ . We have  $P(A \cap B) = P_{i,j}(\mathbf{p}, \mathbf{p}'; y)$ ,  $P(A) = P_i(\mathbf{p}; y)$  and  $P(B) = P_j(\mathbf{p}'; y)$ .

For the lower bound, note that

$$1 \geq P(A \cup B) = P(A) + P(B) - P(A \cap B) \quad (62)$$

and hence  $P(A \cap B) \geq P(A) + P(B) - 1$  which translates into

$$P_{i,j}(\mathbf{p}, \mathbf{p}'; y) \geq P_i(\mathbf{p}; y) + P_j(\mathbf{p}'; y) - 1. \quad (63)$$

For the upper bound, note that  $P(A \cap B) \leq P(A)$  and  $P(A \cap B) \leq P(B)$ , and hence

$$P_{i,j}(\mathbf{p}, \mathbf{p}'; y) \leq \min(P_i(\mathbf{p}; y), P_j(\mathbf{p}'; y)). \quad (64)$$

These inequalities coincide with those derived by Fréchet (1935).

We will now exploit the monotonicity condition imposed on the utility function  $U_c^\omega$  to construct tighter bounds based on revealed preference restrictions. First consider the no-transition case. Note that if

$$U_i^\omega(y - \max\{p_i, p'_i\}) > U_k^\omega(y - \min\{p_k, p'_k\}), \quad (65)$$

then  $U_i^\omega(y - p_i) > U_k^\omega(y - p_k)$  and  $U_i^\omega(y - p'_i) > U_k^\omega(y - p'_k)$  and hence

$$P_i((\max\{p_i, p'_i\}, \min\{\mathbf{p}_{-i}, \mathbf{p}'_{-i}\}; y) = \Pr_\omega \left[ \bigcap_{k \neq i} \{U_i^\omega(y - \max\{p_i, p'_i\}) > U_k^\omega(y - \min\{p_k, p'_k\})\} \right] \quad (66)$$

is a lower bound of  $P_{i,i}(\mathbf{p}, \mathbf{p}'; y)$ .

Finally, for the transition case, some transitions are ruled out by monotonicity. Indeed, if  $p_i \geq p'_i$  and  $p_j \leq p'_j$ , good  $i$  becomes weakly less and good  $j$  weakly more expensive after the price change. By monotonicity, it holds that  $U_i^\omega(y - p_i) \leq U_i^\omega(y - p'_i)$  and  $U_j^\omega(y - p_j) \geq U_j^\omega(y - p'_j)$ , and, hence, if moreover  $U_i^\omega(y - p_i) > U_k^\omega(y - p_k)$  for all  $k \neq i$  and  $U_j^\omega(y - p'_j) > U_k^\omega(y - p'_k)$  for all  $k \neq j$ , then

$$U_i^\omega(y - p'_i) \geq U_i^\omega(y - p_i) > U_j^\omega(y - p_j) > U_i^\omega(y - p'_i), \quad (67)$$

which is a contradiction. Hence, if  $p_i \geq p'_i$  and  $p_j \leq p'_j$ , then  $P_{i,j}(\mathbf{p}, \mathbf{p}', y) = 0$ .

We now show that the bounds derived above are sharp. Consider a sequence of utility functions  $\{U_{i,b}^\omega : b = 1, 2, \dots\}$  for which

$$\begin{aligned} U_{i,b+1}^\omega(y - \min\{p_i, p'_i\}) &\leq U_{i,b}^\omega(y - \min\{p_i, p'_i\}), \\ U_{i,b+1}^\omega(y - \max\{p_i, p'_i\}) &= U_{i,b}^\omega(y - \max\{p_i, p'_i\}), \end{aligned} \quad (68)$$

such that  $\lim_{b \rightarrow \infty} U_{i,b}^\omega(y - \min\{p_i, p'_i\}) = \lim_{b \rightarrow \infty} U_{i,b}^\omega(y - \max\{p_i, p'_i\})$ , and

$$\begin{aligned} U_{c,b+1}^\omega(y - p_c) &= U_{c,b}^\omega(y - p_c), \\ U_{c,b+1}^\omega(y - p'_c) &= U_{c,b}^\omega(y - p'_c), \end{aligned} \quad (69)$$

for all alternatives  $c \neq i$ . From the definition of the transition probabilities in (4), we have that

$$\begin{aligned} \lim_{b \rightarrow \infty} P_{i,i}^b(\mathbf{p}, \mathbf{p}', y) &:= \lim_{b \rightarrow \infty} \Pr_\omega \left[ \left\{ U_{i,b}^\omega(y - p_i) \geq \max_{c \neq i} \{U_{c,b}^\omega(y - p_c)\} \right\} \cap \left\{ U_{i,b}^\omega(y - p'_i) \geq \max_{c \neq i} \{U_{c,b}^\omega(y - p'_c)\} \right\} \right] \\ &= \Pr_\omega \left[ \lim_{b \rightarrow \infty} \left\{ U_{i,b}^\omega(y - p_i) \geq \max_{c \neq i} \{U_{c,b}^\omega(y - p_c)\} \right\} \cap \lim_{b \rightarrow \infty} \left\{ U_{i,b}^\omega(y - p'_i) \geq \max_{c \neq i} \{U_{c,b}^\omega(y - p'_c)\} \right\} \right] \\ &= \Pr_\omega \left[ \lim_{b \rightarrow \infty} \left\{ U_{i,b}^\omega(y - \max\{p_i, p'_i\}) \geq \max_{c \neq i} \{ \max\{U_{c,b}^\omega(y - p_c), U_c^\omega(y - p'_c)\} \} \right\} \right] \\ &= \Pr_\omega \left[ \lim_{b \rightarrow \infty} \left\{ U_{i,b}^\omega(y - \max\{p_i, p'_i\}) \geq \max_{c \neq i} \{U_{c,b}^\omega(y - \min\{p_c, p'_c\})\} \right\} \right], \\ &= \lim_{b \rightarrow \infty} P_i^b(\max\{p_i, p'_i\}, \mathbf{min}\{\mathbf{p}_{-i}, \mathbf{p}'_{-i}\}; y), \end{aligned} \quad (70)$$

where the second and last equalities follow because we consider a decreasing sequence of nested events.<sup>28</sup>

Bivariate distributions that are on the Boole-Fréchet bounds can be constructed by using insights from copula theory. Perfect positive dependence of the choice probabilities (i.e. *co-monotonicity*) delivers the upper bound, while perfect negative dependence (i.e. *counter-monotonicity*) delivers the lower bound. Consider an additive DC-RUM, i.e.  $U_c^\omega(y - p_c) := V_c(y - p_c) + \eta_c(\omega)$  for all alternatives  $c$ , for which we introduce the abbreviations  $V_c = V_c(y - p_c)$  and  $V'_c = V_c(y - p'_c)$ .

---

<sup>28</sup>Recall that for a decreasing sequence of events  $A_1 \supset A_2 \supset A_3 \supset \dots$  with limit  $A = \cap_{m=1}^\infty A_m$ , it holds that  $\lim_{n \rightarrow \infty} \Pr[A_n] = \Pr[A]$ .

Suppose that  $\eta_c(\omega) = 0$  for all  $c$  except for a  $k \neq i, j$ . The transition probability  $P_{i,j}(\mathbf{p}, \mathbf{p}', y)$  is then equal to

$$\begin{aligned}
P_{i,j}(\mathbf{p}, \mathbf{p}', y) &= \Pr_{\omega} [\{V_i - V_k \geq \eta_k(\omega)\} \cap \{V'_j - V'_k \geq \eta_k(\omega)\}] \mathbb{I}[V_i > V_c, \forall c \neq i, k] \mathbb{I}[V'_j > V'_c, \forall c \neq j, k] \\
&= \Pr_{\omega} [\{\min\{V_i - V_k, V'_j - V'_k\} \geq \eta_k(\omega)\}] \mathbb{I}[V_i > V_c, \forall c \neq i, k] \mathbb{I}[V'_j > V'_c, \forall c \neq j, k] \\
&= \min \left\{ \Pr_{\omega}[V_i - V_k \geq \eta_k(\omega)], \Pr_{\omega}[V'_j - V'_k \geq \eta_k(\omega)] \right\} \mathbb{I}[V_i > V_c, \forall c \neq i, k] \mathbb{I}[V'_j > V'_c, \forall c \neq j, k] \\
&= \min \left\{ \Pr_{\omega}[V_i - V_k \geq \eta_k(\omega)] \mathbb{I}[V_i > V_c, \forall c \neq i, k], \Pr_{\omega}[V'_j - V'_k \geq \eta_k(\omega)] \mathbb{I}[V'_j > V'_c, \forall c \neq j, k] \right\} \\
&= \min\{P_i(\mathbf{p}, y), P_j(\mathbf{p}', y)\},
\end{aligned} \tag{71}$$

which is the Boole-Fréchet upper bound.

Now suppose that  $\eta_c(\omega) = 0$  for all  $c$  except  $i$ , for which it is uniformly distributed on the unit interval, and suppose that  $\mathbb{I}[V'_j > V'_c, \forall c \neq j, i] = 1$  and that  $0 \leq -\min_{c \neq i}\{V_i - V_c\} < V'_j - V'_i \leq 1$ . In that case, the transition probability is equal to

$$\begin{aligned}
P_{i,j}(\mathbf{p}, \mathbf{p}', y) &= \Pr_{\omega} \left[ \left\{ \min_{c \neq i} \{V_i - V_c\} \geq -\eta_i(\omega) \right\} \cap \{V'_j - V'_i \geq \eta_i(\omega)\} \right] \mathbb{I}[V'_j > V'_c, \forall c \neq j, i] \\
&= \Pr_{\omega} \left[ \left\{ -\min_{c \neq i} \{V_i - V_c\} \leq \eta_i(\omega) \leq V'_j - V'_i \right\} \right] \mathbb{I}[V'_j > V'_c, \forall c \neq j, i] \\
&= \left( (V'_j - V'_i) + \min_{c \neq i} \{V_i - V_c\} \right) \mathbb{I}[V'_j > V'_c, \forall c \neq j, i] \\
&= P_j(\mathbf{p}', y) + P_i(\mathbf{p}, y) - 1,
\end{aligned} \tag{72}$$

which is the Boole-Fréchet lower bound.  $\square$