

PixMIM: Rethinking Pixel Reconstruction in Masked Image Modeling

Yuan Liu^{1,*} Songyang Zhang^{1,*} Jiacheng Chen² Kai Chen^{1,†} Dahua Lin^{1,3}

¹Shanghai AI Laboratory ²Simon Fraser University ³The Chinese University of Hong Kong

{liuyuan, zhangsongyang}@pjlab.org.cn

Abstract

Masked Image Modeling (MIM) has achieved promising progress with the advent of Masked Autoencoders (MAE) and BEiT. However, subsequent works have complicated the framework with new auxiliary tasks or extra pre-trained models, inevitably increasing computational overhead. This paper undertakes a fundamental analysis of MIM from the perspective of pixel reconstruction, which examines the input image patches and reconstruction target, and highlights two critical but previously overlooked bottlenecks. Based on this analysis, we propose a remarkably simple and effective method, PixMIM, that entails two strategies: 1) filtering the high-frequency components from the reconstruction target to de-emphasize the network’s focus on texture-rich details and 2) adopting a conservative data transform strategy to alleviate the problem of missing foreground in MIM training. PixMIM can be easily integrated into most existing pixel-based MIM approaches (i.e., using raw images as reconstruction target) with negligible additional computation. Without bells and whistles, our method consistently improves three MIM approaches, MAE, ConvMAE, and LSMAE, across various downstream tasks. We believe this effective plug-and-play method will serve as a strong baseline for self-supervised learning and provide insights for future improvements of the MIM framework. Code will be available at <https://github.com/open-mmlab/mmselfsup>.

1. Introduction

Recent years have witnessed substantial progress in self-supervised learning (SSL). Inspired by the success of masked language modeling (MLM) in language processing, masked image modeling (MIM) has been introduced to computer vision, leading to rapid growth in SSL. Pioneering works such as BEiT [1] and MAE [20] exploit Vision Transformers (ViT) to learn discriminative visual represen-

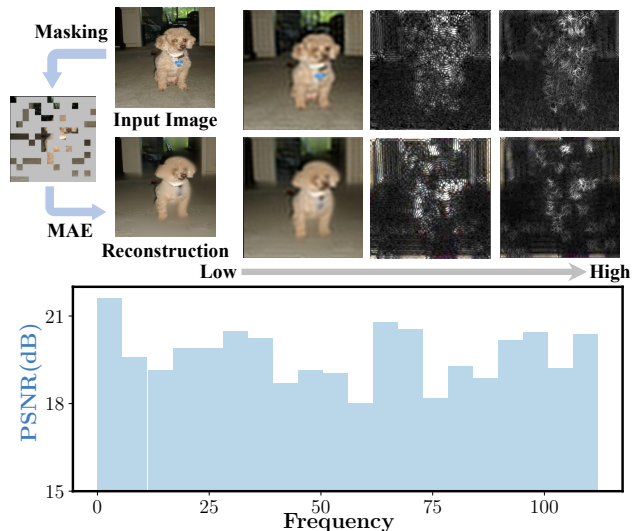


Figure 1. **Frequency analysis with an example image.** (Top) Components belonging to different frequency intervals for the input and MAE-reconstructed image. (Bottom) The peak signal-to-noise ratio (PSNR) of the reconstruction for components of fine-grained frequency intervals. MAE tends to focus on both the low and high-frequency components and reconstructs intricate details. We increased the image brightness for better visualization.

tations from raw image data without manual annotations, and their transfer learning performance has outperformed the supervised learning counterpart.

Early MIM methods share a simple pipeline – a portion of non-overlapped image patches are randomly masked, and the model learns to extract discriminative representations by reconstructing the pixel or feature values of the masked patches [1, 20, 56]. To improve the representation quality, some advanced MIM works [30, 61] incorporate extra auxiliary tasks (e.g., contrastive learning) while some other efforts leverage powerful pre-trained models for distillation [26, 43]. However, these attempts either complicate the overall framework or inevitably introduce non-negligible training costs.

Unlike recent works, this paper investigates the most fundamental but usually overlooked components in the data

* Contributed equally. † Corresponding author.

reconstruction process of MIM, *i.e.*, the input image patches and the reconstruction target, and proposes a simple yet effective method that improves a wide range of existing MIM methods while introducing minimal computation overhead. The core of the paper is a meticulous analysis based on the milestone algorithm – MAE [20], which discloses critical but neglected bottlenecks of most pixel-based MIM methods. The analysis yields two important observations:

(1). **Reconstruction target:** Since the advent of MAE, most MIM methods have adopted raw pixels as the reconstruction target. The training objective requires perfect reconstruction of the masked patches, including intricate details, *e.g.* textures, wasting the modeling ability to focus on the short-range dependencies and high-frequency details [1, 48] (see Figure 1). According to recent research on the shape and texture bias [16, 17], models that rely more on shape biases tend to perform better in transfer learning and are more robust against domain shifts. However, reconstructing the fine-grained details inevitably introduces biases toward textures, impairing the representation quality.

(2). **Input patches:** MAE employs the commonly used Random Resized Crop (RRC) for generating augmented images. However, when coupling the RRC with an aggressive masking strategy (*i.e.*, masking out 75% image patches), the visible patches in MAE’s input can only cover 17.1% of the key object on average (see Figure 2 for examples and subsection 3.2 for details). This low foreground coverage hinders the model’s ability to effectively capture the shape and semantic priors, thus limiting the quality of representation.

Guided by the analysis, we propose a method consisting of two simple yet effective modifications to the MIM framework. Firstly, we apply an ideal low-pass filter to the raw images to produce the reconstruction targets, such that the representation learning prioritizes the low-frequency components (*e.g.*, shapes and global patterns). Secondly, we substitute the commonly used RRC with a more conservative image transform operation, *i.e.*, the Simple Resized Crop (SRC) employed by AlexNet [32], which helps to preserve more foreground information in the inputs and encourages the model to learn more discriminative representation. As our method operates directly on raw pixels of the input patches and reconstruction targets to improve the MIM framework, we dub it **PixMIM**. Figure 4 illustrates the overall architecture of our method.

PixMIM can be effortlessly integrated into most existing pixel-based MIM frameworks. We thoroughly evaluate it with three well-established approaches, MAE [20], ConvmAE [15], and LSMAE [28]. The experimental results demonstrate that PixMIM consistently enhances the performance of the baselines across various evaluation protocols, including the linear probing and fine-tuning on ImageNet-1K [11], the semantic segmentation on ADE20K [60], and

the object detection on COCO [37], without compromising training efficiency or relying on additional pre-trained models. We additionally conduct experiments to assess the model’s robustness against domain shift and exploit an off-the-shelf toolbox [16] to analyze the shape bias of the model, which further highlights the strength of our method. In summary, our contributions are three-fold:

- We carefully examine the reconstruction target and input patches of pixel-based MIM methods, which reveals two important but previously overlooked bottlenecks.
- Guided by our analysis, we develop a simple and effective plug-and-play method, PixMIM, which filters out the high-frequency components from the reconstruction targets and employs a simpler data transformation to maintain more object information in the inputs.
- Without bells and whistles, PixMIM consistently improves three recent MIM approaches on various downstream tasks with minimal extra computation.




Figure 2. **Visualization of MAE’s input patches.** For each example, we show the original image, the image after the Random Resized Crop (RRC), and the visible patches produced by MAE’s masking strategy from left to right. The coupling of RRC and an aggressive masking strategy leads to low coverage of the foreground objects in the inputs and impairs the representation quality.

2. Related Works

Self-supervised Learning. Since the success of BERT [12] and GPT series [3, 47] in natural language processing, self-supervised learning (SSL) has made revolutionary progress in various areas and gradually replaced the conventional supervised learning paradigm. One main-stream SSL framework in computer vision is contrastive learning, which has shown great effectiveness in image [6, 8, 19, 21], video [14, 27, 39, 45], and multi-modal data [4, 31, 34, 46]. The main philosophy of contrastive learning is to enforce the model to pull augmented views of the same data samples together

while pushing views of different samples apart, such that the model learns to extract discriminative representations.

Masked Image Modeling. Compared to contrastive learning, masked image modeling is another paradigm for self-supervised representation learning. It works by masking a portion of an image and enforcing the model to reconstruct these masked regions. BEiT [1] masks 60% of an image and reconstructs the features of these masked regions, output by DALL-E [48]. Recently, there are also some attempts [26, 43] to align these masked features with features from a powerful pre-trained teacher model, *e.g.*, CLIP [46]. Since these target features contain rich semantic information, the student model can achieve superior results on many downstream tasks. Instead of reconstructing these high-level features, MAE [20] reconstructs these masked pixel values. Besides, MAE only feeds these visible tokens into the encoder, which can speed up the pre-training by $3.1\times$, compared to BEiT.

3. A Closer Look at Masked Image Modeling

In this section, we first revisit the general formulation of Masked Image Modeling (MIM) and describe the fundamental components (subsection 3.1). We then present a careful analysis with the milestone method, MAE [20], to disclose two important but overlooked bottlenecks of most pixel-based MIM approaches (subsection 3.2), which guides the design of our method.

3.1. Preliminary: MIM Formulation

The MIM inherits the denoising autoencoder [51] with a conceptually simple pipeline, which takes the corrupted images and aims to recover the masked content. The overall framework typically consists of 1) data augmentation & corruption operation, 2) the auto-encoder model, and 3) the target generator. Table 1 compares representative MIM methods based on the three components. Formally, let $\mathbf{I} \in \mathbb{R}^{H \times W \times 3}$ be the original image, and H, W are the height and width of the image, respectively. The corrupted image $\hat{\mathbf{I}}$ is generated with augmentation $\mathcal{A}(\cdot)$ and corruption $\mathcal{M}(\cdot)$, as $\hat{\mathbf{I}} = \mathcal{M}(\mathcal{A}(\mathbf{I}))$. As in supervised learning, the random resized crop (RRC) is the *de facto* operation for $\mathcal{A}(\cdot)$ in MIM [1, 20, 56]. The corruption $\mathcal{M}(\cdot)$ is instantiated by masking image patches with different ratios (*e.g.* 75% in MAE [20] and 60% in SimMIM [56]).

The reconstruction target \mathbf{Y} is also a key component of MIM methods. We denote the target generator function by $\mathcal{T}(\cdot)$, and the target is produced by $\mathbf{Y} = \mathcal{T}(\mathcal{A}(\mathbf{I}))$. The community has explored various target generation strategies $\mathcal{T}(\cdot)$, which could be roughly divided into non-parametric strategies (*e.g.*, identity function for RGB, HOG) and parametric strategies (*e.g.*, a pre-trained model like DALL-E [48] or CLIP [46]). Our analysis focuses on the non-parametric

Method	aug&corruption	auto-encoder	target
BEiT [1]	RRC+40% mask	ViT+Linear	DALL-E
SimMIM [56]	RRC+60% mask	ViT+Linear	RGB
MaskFeat [53]	RRC+40% mask	ViT+Linear	HOG
ConvMAE [15]	RRC+75% mask	ConvViT+MSA	RGB
MAE [20]	RRC+75% mask	ViT+MSA	RGB

Table 1. **Empirical decomposition of MIM approaches.** aug: data augmentation. mask: mask ratio. MSA: multi-head self-attention layer. RRC: random resized crop.




Figure 3. **Computation of object coverage percentage.** In the above example, A_1 is the foreground area. A_2 is the area of the yellow region. The blue rectangular is the cropped image produced by data augmentation. The object coverage percentage is obtained by the ratio between A_2 and A_1 .

family, as it does not rely on external pre-training data and is typically more computationally efficient.

Given the target \mathbf{Y} , the autoencoder model $\mathcal{G}(\cdot)$ takes the corrupted images $\hat{\mathbf{I}}$ as the input and generates the prediction $\hat{\mathbf{Y}}$. The model is then optimized by encouraging the prediction to match the pre-defined target \mathbf{Y} :

$$\hat{\mathbf{Y}} = \mathcal{G}(\hat{\mathbf{I}}), \quad \mathcal{L} = \mathcal{D}(\mathbf{Y}, \hat{\mathbf{Y}}) \quad (1)$$

The loss \mathcal{D} is computed according to a distance measurement $\mathcal{D}(\cdot)$ (*e.g.*, $L1$ or $L2$ distance) between the prediction and the target. In the following analysis, we investigate MAE [20] by diagnosing its reconstruction target and input image patches, identifying two important but overlooked bottlenecks that could have hurt the representation quality.

3.2. Empirical Analysis with MAE

Reconstruction target. MAE and most pixel-based MIM methods enforce the model to reconstruct intricate details of raw images. These details are mostly the textures on objects or in the background, containing repeated patterns and belonging to the high-frequency components in the frequency domain. These high-frequency details are usually independent of object shapes or scene structures, but MAE tends to make significant efforts in encoding and reconstructing them, as shown in Figure 1.

According to recent studies on shape and texture biases [16, 17], vision models with stronger shape biases are closer to how human perception works, demonstrating better robustness and performing better when transferred to downstream tasks than those with stronger texture biases.

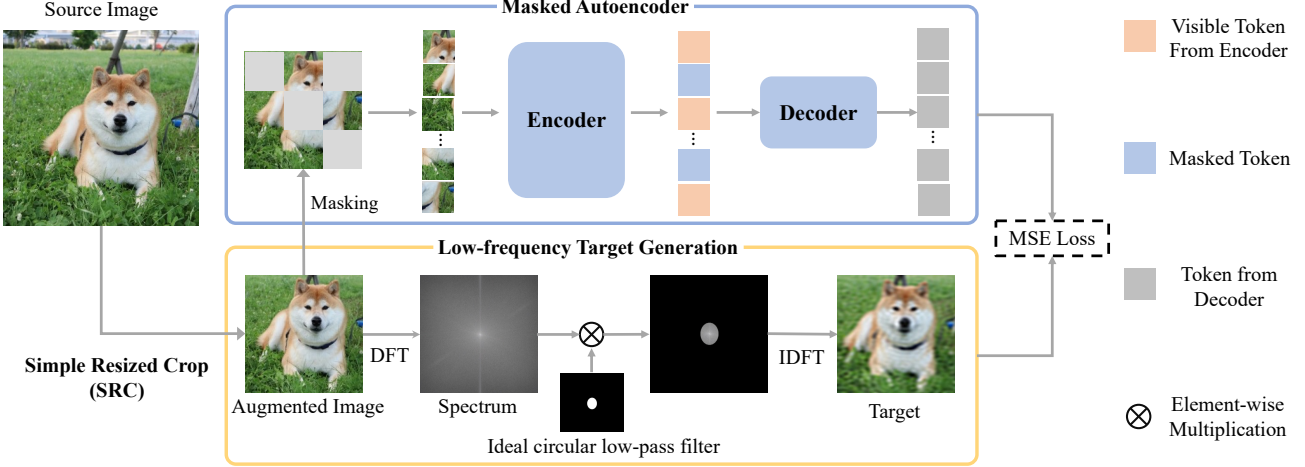


Figure 4. **The architecture of PixMIM.** Guided by the analysis in [section 3](#), we first employ a low-pass filter to remove the high-frequency components from the reconstruction target, thus de-emphasizing the reconstruction of texture-dominated details and prioritizing the learning of low-frequency patterns ([subsection 4.1](#)). We then replace the commonly used Random Resized Crop (RRC) with the less aggressive Simple Resized Crop (SRC) to alleviate the problem of missing foreground in the input patches ([subsection 4.2](#)).

Apparently, the current reconstruction target has introduced non-negligible texture biases, which deviate from the conclusion of previous works and might have hurt the representation quality. In [subsection 4.1](#), we provide a straightforward solution to de-emphasize the high-frequency components from the reconstruction target, which is backed up by the quantitative analysis in [Figure 5](#).

Input patches. To deepen the understanding of the inputs to MIM methods at training time, we quantitatively measure how the input patches of MAE cover the foreground objects of raw images. Specifically, we adopt the binary object masks of ImageNet-1K [11] generated by PSSL [35] and propose an object coverage percentage metric to evaluate an image processing operation $\mathcal{F}(\cdot)$, denoted by $\mathcal{J}(\mathcal{F})$. As illustrated by [Figure 3](#), $\mathcal{J}(\mathcal{F})$ is defined as the ratio between areas A_2 and A_1 . A_1 and A_2 are the areas of foreground objects in the original image \mathbf{I} and the processed image $\mathcal{F}(\mathbf{I})$, respectively. We then leverage the metric to investigate how MAE’s choice of the augmentation function $\mathcal{A}(\cdot)$ and the corruption function $\mathcal{M}(\cdot)$ have influenced the object coverage. As discussed in [Table 1](#), MAE employs the commonly used random resized crop (RRC) for $\mathcal{A}(\cdot)$ and a masking operation with 75% mask ratio for $\mathcal{M}(\cdot)$. We found that $\mathcal{J}(\mathcal{A}) = 68.3\%$, but $\mathcal{J}(\mathcal{M} \circ \mathcal{A})$ sharply reduces to 17.1%, indicating a potential lack of foreground information in the inputs of MAE.

Foreground objects usually encode more semantic concepts than the background. DeiT III [50] argued that missing foreground could result in sub-optimal optimization in supervised learning. In the context of MIM, the coupling of RRC and the aggressive masking operation might have hindered representation learning. In [subsection 4.2](#), we rigor-

ously review various augmentation functions $\mathcal{A}(\cdot)$ and propose a simple workaround to preserve more foreground information in the input patches.

4. PixMIM

Based on the analysis, we develop a straightforward yet effective method, **PixMIM**, which addresses the two identified bottlenecks discussed in [section 3](#). PixMIM includes two strategies: 1) generating low-frequency reconstruction targets ([subsection 4.1](#)), and 2) replacing the RRC with a more conservative augmentation ([subsection 4.2](#)). An overview of PixMIM is presented in [Figure 4](#).

4.1. Low-frequency Target Generation

To de-emphasize the model from reconstructing texture-dominated high-frequency details, we propose a novel target generator $\mathcal{G}(\cdot)$, in which we maintain the target in RGB format for efficiency but filter out the high-frequency components. Specifically, we define the low-frequency target generation with the following three steps: 1) domain conversion from spatial to frequency, 2) low-frequency components extraction, and 3) reconstruction target generation from frequency domain (see [Figure 4](#) for an illustration).

Step-1: Domain conversion from spatial to frequency.

We use the one-channel image $\mathbf{I}_i \in \mathbb{R}^{H \times W}$ to demonstrate our approach for notation simplicity. With 2D Discrete Fourier Transform (DFT) $\mathcal{F}_{\text{DFT}}(\cdot)$, the frequency representation of the image could be derived by:

$$\mathcal{F}_{\text{DFT}}(\mathbf{I}_i)(u, v) = \sum_{h=0}^{H-1} \sum_{w=0}^{W-1} \mathbf{I}_i(h, w) e^{-i2\pi(\frac{uh}{H} + \frac{vw}{W})} \quad (2)$$

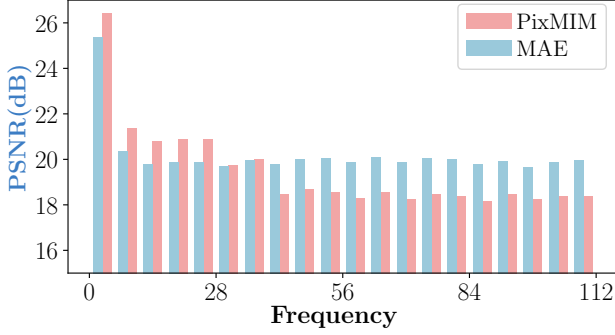


Figure 5. **Frequency analysis of MAE and PixMIM.** We compute the PSNR of the reconstructed image for various frequency intervals (similar to Figure 1) and take the average across 50,000 images from ImageNet-1K. Our method shifts the model’s focus toward low-frequency components to reduce the texture biases.

Where (u, v) and (h, w) are the frequency spectrum and spatial space coordinates, respectively. $\mathcal{F}_{\text{DFT}}(\mathbf{I}_i)(u, v)$ is the complex frequency value at (u, v) . $\mathbf{I}_i(h, w)$ is the pixel value at the (h, w) and i is the imaginary unit. Please refer to the Appendix for full details of the imaginary and real parts of $\mathcal{F}_{\text{DFT}}(\mathbf{I}_i)(u, v)$.

Step-2: Low-frequency components extraction. To only retain the low frequency components of the image \mathbf{I}_i , we apply an ideal low-pass filter \mathcal{F}_{LPF} on the frequency spectrum $\mathcal{F}_{\text{DFT}}(\mathbf{I}_i)$. The ideal low-pass filter is defined as:

$$\mathcal{F}_{\text{LPF}}(u, v) = \begin{cases} 1, & \sqrt{((u - u_c)^2 + (v - v_c)^2)} \leq r, \\ 0, & \text{otherwise.} \end{cases} \quad (3)$$

Where v_c and u_c are the center coordinates of the frequency spectrum. r is the bandwidth of the circular ideal low-pass filter to control how many high-frequency components will be filtered out from the spectrum, and we have $r \in [0, \min(\frac{H}{2}, \frac{W}{2})]$. The extraction process is represented as $\mathcal{F}_{\text{LPF}}(u, v) \otimes \mathcal{F}_{\text{DFT}}(\mathbf{I}_i)(u, v)$, and \otimes is the element-wise multiplication.

Step-3: Reconstruction target generation. We then apply the inverse Discrete Fourier Transform (IDFT) $\mathcal{F}_{\text{IDFT}}$ on the filtered spectrum to generate the RGB image as the final reconstruction target:

$$\mathbf{Y} = \mathcal{F}_{\text{IDFT}}(\mathcal{F}_{\text{LPF}}(u, v) \otimes \mathcal{F}_{\text{DFT}}(\mathbf{I}_i)(u, v)) \quad (4)$$

Both \mathcal{F}_{DFT} and $\mathcal{F}_{\text{IDFT}}$ can be computed efficiently with Fast Fourier Transform [2]. The computation cost of the above three steps is negligible thanks to the highly optimized implementation in PyTorch [42].

To verify if our method successfully de-emphasizes the reconstruction of high-frequency components, Figure 5 presents a frequency analysis across 50,000 images from ImageNet-1K, using $r = 40$. Compared to the vanilla

MAE, our method produces obviously lower reconstruction PSNR at high-frequency intervals and slightly higher PSNR at low-frequency intervals, justifying the effectiveness of our method.

4.2. More Conservative Image Augmentation

Based on the analysis in section 3, we would like to retain more foreground information in the input patches to our model. As a high masking ratio is crucial for MIM to learn effective representations [20], the most straightforward strategy is to keep the corruption $\mathcal{M}(\cdot)$ unchanged but make the augmentation function $\mathcal{A}(\cdot)$ more conservative.

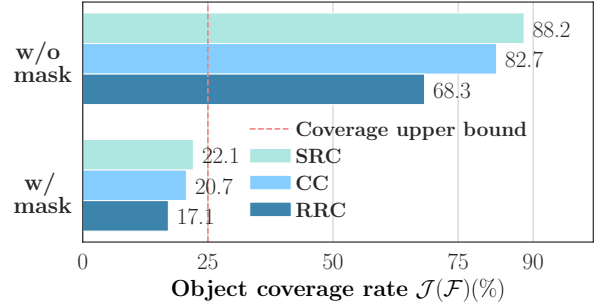


Figure 6. **Object coverage analysis.** SRC retains a higher proportion than RRC and CC, even under the aggressive masking strategy of MAE. Note that the upper bound of the object coverage is 25% when the masking strategy of MAE is applied. (RRC: random resized crop, SRC: simple resized crop, CC: center crop)

We extend our quantitative analysis of object coverage to get Figure 6, which compares RRC with two less aggressive image augmentation operations. Simple Resized Crop (SRC) is the augmentation technique used in AlexNet [32], which resizes the image by matching the smaller edge to the pre-defined training resolution (e.g., 224), then applies a reflect padding of 4 pixels on both sides, and finally randomly crops a square region of the specified training resolution to get the augmented image. Center Crop (CC) always takes the fixed-size crop from the center of the image. The results show that the SRC has much higher $\mathcal{J}(\mathcal{F})$ than RRC and CC. When the masking strategy of MAE is applied, SRC produces a $\mathcal{J}(\mathcal{F})$ of 22.1%, which is very close to the upper bound (i.e., 25%). Therefore, we simply adopt the SRC as the augmentation function $\mathcal{A}(\cdot)$ and take the off-the-shelf implementation from [50].

Note that when there is no image masking, the SRC raises the $\mathcal{J}(\mathcal{F})$ from the 68.3% of RRC to 88.2%, indicating that it offers less diversity than RRC, which accounts for the performance degeneration in supervised image classification observed by DeiT III [50]. But unlike supervised learning, the aggressive image masking in MIM already provides sufficient randomness, and the use of SRC will not hurt the diversity as in supervised learning.

Evaluation Protocol→			ImageNet		COCO [†]		ADE20K
Method	Target	Epoch	ft(%)	lin(%)	AP ^{box}	AP ^{mask}	mIoU
Supervised learning							
DeiT III [50]	-	800	83.8	-	-	-	49.3
Masked Image Modeling w/ pre-trained target generator							
BEiT [1]	DALLE	800	83.2	56.7	-	-	45.6
CAE [7]	DALLE	800	83.8	68.6	49.8	43.9	49.7
MILAN [26]	CLIP-B	400	85.4	78.9	52.6	45.5	52.7
BEiT-v2 [43]	VQ-KD	1600	85.5	80.1	-	-	53.1
MaskDistill [44]	CLIP-B	800	85.5	-	-	-	54.3
Masked Image Modeling w/o pre-trained target generator							
MaskFeat [53]	HOG	1600	84.0	62.3	52.3	46.4	48.3
SemMAE [33]	RGB	800	83.4	65.0	-	-	46.3
SimMIM [56]	RGB	800	83.8	56.7	-	-	-
MAE* [20]	RGB	800	83.3	65.6	51.3	45.7	46.1
PixMIM _{MAE}	RGB	800	83.5 (+0.2)	67.2 (+1.6)	51.7 (+0.4)	46.1 (+0.4)	47.3 (+1.2)
ConvMAE* [15]	RGB	800	84.6	68.4	52.0	46.3	50.2
PixMIM _{ConvMAE}	RGB	800	85.0 (+0.4)	70.5 (+2.1)	53.1 (+1.1)	47.0 (+0.7)	51.3 (+1.1)
LSMAE* [28]	RGB	800	83.2	63.7	51.0	45.4	48.5
PixMIM _{LSMAE}	RGB	800	83.6 (+0.4)	66.7 (+3.0)	52.1 (+1.1)	46.3 (+0.9)	50.1 (+1.6)

Table 2. **Performance comparison of MIM methods on various downstream tasks.** We report the results with fine-tuning (ft) and linear probing (lin) experiments on ImageNet-1K, objection detection on COCO, and semantic segmentation on ADE20K. The backbone of all experiments is ViT-B [13]. *: numbers are reported by running the official code release. †: As there is no uniform number of fine-tuning epochs for MAE, LSMAE, and ConvMAE for object detection, we fine-tuned PixMIM using the same number of epochs as each respective base method.

4.3. Plug into existing MIM Methods

Unlike recent approaches such as CAE [7], MILAN [26], or BEiT-v2 [43], our method is lightweight and straightforward. It can easily be plugged into most existing pixel-based MIM frameworks. To demonstrate its effectiveness and versatility, we apply our method to MAE [20], ConvMAE [15], and LSMAE [28] to obtain PixMIM_{MAE}, PixMIM_{ConvMAE}, and PixMIM_{LSMAE} respectively. The experimental results are presented in the next section.

5. Experiments

In [subsection 5.1](#), we describe the experimental settings for pre-training and evaluation. Then in [subsection 5.2](#), we apply our method to three MIM baselines (*i.e.*, MAE [20], ConvMAE [15], and LSMAE [28]), compare the results with the state of the arts, and discuss the sensitivity of the ImageNet fine-tuning protocol. To complement the ImageNet fine-tuning protocol, [subsection 5.3](#) demonstrates additional analyses by checking the robustness of pre-trained models with out-of-distribution (OOD) ImageNet variants and conducting a shape bias analysis. Finally, [subsection 5.4](#) provides comprehensive ablation studies for our method.

5.1. Experiment Settings

We evaluate our methods and validate our design components with extensive experiments over image classification on ImageNet-1K [11], object detection on COCO [37], and semantic segmentation on ADE20K [60]. Unless otherwise specified, we report the performance with ViT-B [13].

ImageNet-1K [11] ImageNet-1K consists of 1.3M images of 1k categories and is split into the training and validation sets. When applying our methods to MAE [20], ConvMAE [15], and LSMAE [28], we strictly follow their original pre-training and evaluation settings on ImageNet-1K to guarantee the fairness of experiments, including the pre-training schedule, network architecture, learning rate setup, and fine-tuning protocols, etc. The only exception is that we increase the batch size of ConvMAE from 1024 to 4096 to accelerate the pre-training, while this change does not affect the performance according to our observations. We provide complete implementation details in the Appendix.

ADE20K [60] For the semantic segmentation experiments on ADE20K, we follow the basic off-the-shelf settings from MAE [20]. A UperNet [55] is fine-tuned for 160k iterations with a batch size of 16. In addition, we also turn on the relative position bias and initialize them with zero. We report

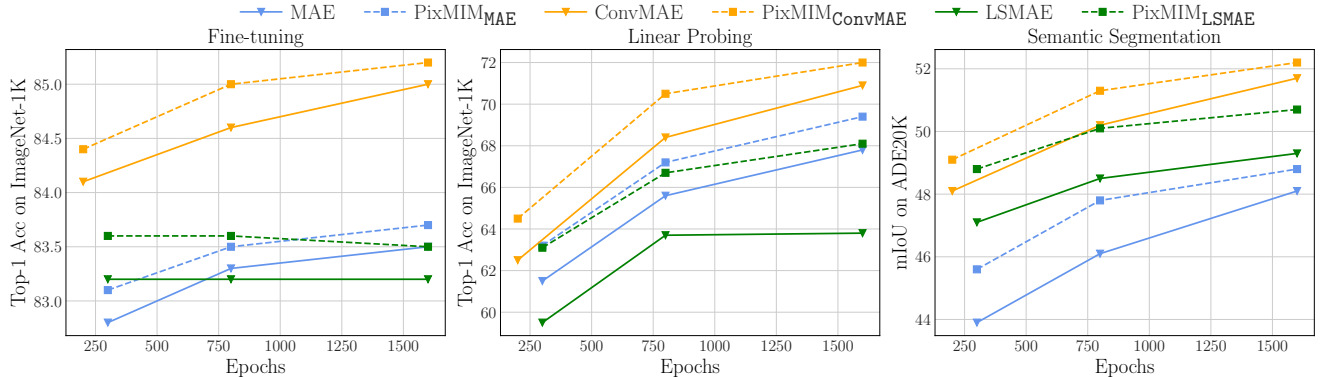


Figure 7. **Performance vs. Epoch plots of our method.** With different training epochs, our method consistently brings significant gains to the baseline MIM approaches across various evaluation protocols. Left: ImageNet fine-tuning. Middle: ImageNet linear probing. Right: ADE20K semantic segmentation.

Method	Target	Backbone	ft	lin	seg
LSMAE [28]	RGB	ViT-B	83.2	63.7	48.5
MAE [20]	RGB	ViT-B	83.3	65.6	46.1
PixMIM _{MAE}	RGB	ViT-B	83.5	67.2	47.8
PixMIM _{LSMAE}	RGB	ViT-B	83.6	66.7	50.1
SimMIM [56]	RGB	ViT-B	83.8	56.7	-
MaskFeat [53]	HOG	ViT-B	84.0	62.3	48.3

Table 3. **Investigating the ImageNet fine-tuning protocol.** Six MIM approaches are *sorted* based on their ImageNet fine-tuning (ft) performance. The fine-tuning result alone hardly distinguishes different approaches with the same backbone and not using an extra pre-trained model for generating training targets, and it does not necessarily correlate with other evaluation protocols. Best viewed in color.

the Mean Intersection over Union (mIoU) results averaged over two runs for a robust comparison. The full details can be found in the Appendix.

COCO [37] For object detection experiments on COCO, we adopt the Mask R-CNN approach [22] that produces bounding boxes and instance masks simultaneously, with the ViT as the backbone. Similar to MAE, we employ the box and mask AP as the metrics. For MAE and LSMAE, we use the official implementation of ViTDet [36]. For ConvMAE, we use its released official repository. More detailed settings can be found in the Appendix.

Ablation studies All ablation studies are based on the MAE settings. Following the common practice of previous MIM works [7, 15, 38], we pre-train all model variants on ImageNet-1K for 300 epochs and comprehensively compare their performance on linear probing, fine-tuning, and semantic segmentation. All other settings are the same as those discussed above.

5.2. Main Results

In Table 2, we show the results of applying our simple method to MAE [20], ConvMAE [15], and LSMAE [28], and compare these results with the state-of-the-art MIM approaches. Without extra computational cost, we consistently improve the original MAE, ConvMAE, and LSMAE across all downstream tasks. The margins on linear probing, object detection, and semantic segmentation are remarkable. Specifically, PixMIM_{LSMAE} significantly improves the original LSMAE on linear probing and semantic segmentation by 3.0% and 1.6%, respectively. To further demonstrate the effectiveness of our method across various pre-training schedules, we plot the *performance vs. epoch* curves in Figure 7. The curves of PixMIM_{MAE}, PixMIM_{ConvMAE}, and PixMIM_{LSMAE} consistently remain above the corresponding base methods by clear gaps. All these results demonstrate the universality and scalability of our methods.

Methods with pre-trained target generator. Although the methods with a powerful pre-trained target generator [26, 43] achieve the best results in Table 2, they rely on extra pre-training data and bring significant computational overhead to MIM when generating targets dynamically. In contrast, our improvements come with negligible cost and take a step towards closing the gap between pixel-based approaches and those relying on pre-trained target generators.

Remarks on the ImageNet fine-tuning protocol. According to Table 2, the improvements brought by our method on the ImageNet fine-tuning protocol are less obvious than those on the other three protocols. Table 3 investigates the correlation between the evaluation protocols by *sorting* six MIM approaches based on the ImageNet-finetuning performance, and we have the following observations:

- With the same network backbone and not using extra pre-trained models for generating training targets, the ImageNet fine-tuning performances of various methods al-

Method	IN-C↓	IN-A	IN-R	IN-S
LSMAE	48.8	34.2	50.3	36.2
PixMIM _{LSMAE}	48.0 (-0.8)	36.1 (+1.9)	50.8 (+0.5)	37.1 (+0.9)
MAE	51.7	35.9	48.3	34.5
PixMIM _{MAE}	49.9 (-1.8)	37.1 (+1.2)	49.6 (+1.3)	35.9 (+1.4)
ConvMAE	45.5	50.8	54.6	41.1
PixMIM _{ConvMAE}	45.3 (-0.2)	52.5 (+1.7)	55.3 (+0.7)	41.8 (+0.7)

Table 4. **Robustness evaluation on ImageNet variants.** To complement the less sensitive ImageNet fine-tuning protocol, we further evaluate the fine-tuned models from the main table on four ImageNet variants. Results are reported in top-1 accuracy, except for IN-C which uses the mean corruption error.

ways show marginal gaps.

- Better result on ImageNet fine-tuning does not necessarily mean better performance on linear probing or semantic segmentation. This is also shown by the curves of LSMAE in Figure 7.

Hence, we argue that ImageNet fine-tuning is *not a sensitive metric*, and we should include more protocols for comprehensively evaluating the representation quality. A potential explanation provided by CAE [7] is that the pre-training and fine-tuning data follow the same distribution and can narrow the gap among different methods. We provide additional analyses in the next subsection to complement the ImageNet fine-tuning protocol.

5.3. Additional Analyses

Two additional experiments are presented to complement the less sensitive ImageNet fine-tuning protocol and further validate the effectiveness of our method.

Robustness checking. we compare the pre-trained models on four out-of-distribution ImageNet variants: ImageNet-Corruption [24], ImageNet-Adversarial [25], ImageNet-Rendition [23], and ImageNet-Sketch [52]. These datasets introduce various domain shifts to the original ImageNet-1K and are widely used to assess a model’s robustness and generalization ability. Table 4 shows that PixMIM_{MAE}, PixMIM_{ConvMAE}, and PixMIM_{LSMAE} consistently outperform their baselines, and the margins of improvement are much more pronounced than those on the validation set of ImageNet-1K. The better robustness against domain shifts strengthens the value of our simple yet effective method.

Shape bias analysis. We take the off-the-shelf shape bias toolbox [16] to analyze our pre-trained models. Shape bias measures how much the model relies on shapes to extract the semantic representation of the image, quantified as the fraction of correct decisions based on object shape. Figure 8 shows that PixMIM_{MAE}, PixMIM_{ConvMAE}, and PixMIM_{LSMAE} improve the shape bias of their baselines, confirming that our methods prevent the model from being excessively texture-biased by filtering out the high-

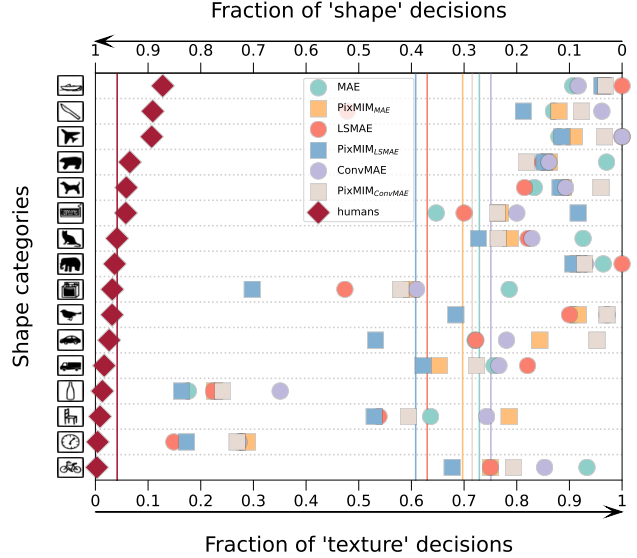


Figure 8. **Shape bias analysis.** PixMIM_{MAE}, PixMIM_{ConvMAE} and PixMIM_{LSMAE} improve the shape bias of their baseline by removing the high-frequency components from the reconstruction target. The scatters represent the shape bias across 16 categories. The vertical lines are the *weighted average* of all categories.

frequency components of the target image. The colored lines denote the *weighted average* of shape bias across different categories for different methods.

5.4. Ablation Studies

We further conduct ablation studies for our key design components: the filtering of the high-frequency components of the target image and the use of the Simple Resized Crop. **The bandwidth of the low-pass filter.** Table 5a investigates how varying the bandwidth r influences the vanilla MAE. All model variants in the table are trained for 300 epochs following the training recipes of MAE. The optimal bandwidth is 40, and it improves the baseline significantly (*i.e.*, +1.2% on linear probing and +1.7% on semantic segmentation). A narrow bandwidth could discard important information about the image (*e.g.* edges of objects), leading to a performance drop. In comparison, a too-large bandwidth fails to remove unessential textures effectively.

Replace RRC with SRC. Table 5b compares different data augmentations. The simple resized crop (SRC) brings non-trivial improvement to the original random resized crop (RRC) used by MAE on both linear probing and semantic segmentation. However, recall in DeiT III [50], replacing RRC with SRC degrades the performance as it decreases the cropped image’s diversity and impairs the model’s generalization ability. The opposite results we obtain in MIM here suggest that the RRC could have led to the severe issue of missing foreground objects, which is further confirmed

r	ft	lin	seg	aug	ft	lin	seg	LF	SRC	ft	lin	seg
baseline	82.8	61.5	43.9	RRC	82.8	61.5	43.9	-	-	82.8	61.5	43.9
30	82.9	62.5	44.6	SRC	82.9	62.5	44.3	✓	-	82.8	62.7	45.6
35	82.9	62.6	44.8	CC	82.8	62.2	44.1	-	✓	82.9	62.5	44.3
40	82.8	62.7	46.3	Resize	82.6	58.2	42.1	✓	✓	83.2	63.2	46.2
45	82.7	62.2	45.1									
50	82.8	61.8	44.8									

(a) **The bandwidth(r) of the low-pass filter.**

$r = 40$ yields the optimal result.

(b) **The augmentation in pre-training.** RRC:

random resized crop. SRC: simple resized crop.

CC: center crop. Resize: only resize image.

(c) **The combination of low-frequency target**

and simple resized crop. LF: low-frequency target. SRC: simple resized crop.

Table 5. **The ablation studies** with ViT-B/16 pre-trained on ImageNet-1K for 300 epochs. We report fine-tuning (ft), linear probing (lin), and semantic segmentation (seg) results. Our final settings are marked in gray.

by the fact that even the simple center crop can outperform RRC in linear probing and semantic segmentation.

Table 5c further presents the results of combining the low-frequency target and simple resized crop with the vanilla MAE baseline. The gains brought by the two components accumulate over all three downstream tasks. It is worth noting that the two components in our approach do not introduce any extra computational overhead and can be seamlessly plugged into most MIM approaches.

6. Limitation and Future Works

Currently, our experiments are based on ViT-B [13], which is also the common practice by some other works [33, 56]. Some studies, like [20], suggest that after extending experiments to larger models, *e.g.* ViT-L and ViT-H, the same method can still get equivalent gains, but evaluating the scalability of our methods on larger models is also expected. In addition, the bandwidth r is designed as a hyperparameter and may vary across different datasets or input resolutions. So a self-adaptive bandwidth is also expected. Finally, self-supervised pre-training has been criticized for consuming many computational resources. Even though our method brings negligible computation overhead, making the entire pre-training pipeline more efficient should be one of the directions for future research.

7. Conclusion

In this paper, we first provide an empirical analysis of the milestone algorithm, MAE, from the perspective of input patches and reconstruction targets, identifying the potential bottlenecks of existing pixel-based MIM approaches. Based on the analysis, we propose a simple yet effective method, PixMIM, without introducing extra computation overhead or complicating the pre-training pipeline. When applied to three representative pixel-based MIM approaches, PixMIM brings consistent performance boosts across various downstream tasks and improves the model’s robustness, demonstrating its effectiveness and universality.

References

- [1] Hangbo Bao, Li Dong, Songhao Piao, and Furu Wei. Beit: Bert pre-training of image transformers. *arXiv preprint arXiv:2106.08254*, 2021. 1, 2, 3, 6, 12, 13
- [2] E. O. Brigham and R. E. Morrow. The fast fourier transform. *IEEE Spectrum*, 1967. 5
- [3] Tom B. Brown, Benjamin Mann, Nick Ryder, Melanie Subbiah, Jared Kaplan, Prafulla Dhariwal, Arvind Neelakantan, Pranav Shyam, Girish Sastry, Amanda Askell, Sandhini Agarwal, Ariel Herbert-Voss, Gretchen Krueger, T. J. Henighan, Rewon Child, Aditya Ramesh, Daniel M. Ziegler, Jeff Wu, Clemens Winter, Christopher Hesse, Mark Chen, Eric Sigler, Mateusz Litwin, Scott Gray, Benjamin Chess, Jack Clark, Christopher Berner, Sam McCandlish, Alec Radford, Ilya Sutskever, and Dario Amodei. Language models are few-shot learners. *ArXiv*, abs/2005.14165, 2020. 2
- [4] Jiacheng Chen, Hexiang Hu, Hao Wu, Yuning Jiang, and Changhu Wang. Learning the best pooling strategy for visual semantic embedding. *IEEE/CVF Conference on Computer Vision and Pattern Recognition (CVPR)*, 2021. 2
- [5] Mark Chen, Alec Radford, Rewon Child, Jeffrey Wu, Heewoo Jun, David Luan, and Ilya Sutskever. Generative pre-training from pixels. In Hal Daumé III and Aarti Singh, editors, *Proceedings of the 37th International Conference on Machine Learning*, volume 119 of *Proceedings of Machine Learning Research*, pages 1691–1703. PMLR, 13–18 Jul 2020. 12
- [6] Ting Chen, Simon Kornblith, Mohammad Norouzi, and Geoffrey Hinton. A simple framework for contrastive learning of visual representations. In *International Conference on Machine Learning (ICML)*, 2020. 2
- [7] Xiaokang Chen, Mingyu Ding, Xiaodi Wang, Ying Xin, Shentong Mo, Yunhao Wang, Shumin Han, Ping Luo, Gang Zeng, and Jingdong Wang. Context autoencoder for self-supervised representation learning. *ArXiv*, abs/2202.03026, 2022. 6, 7, 8
- [8] Xinlei Chen and Kaiming He. Exploring simple siamese representation learning. In *CVPR*, 2021. 2
- [9] Kevin Clark, Minh-Thang Luong, Quoc V. Le, and Christopher D. Manning. Electra: Pre-training text encoders as discriminators rather than generators. In *International Conference on Learning Representations*, 2020. 12, 13
- [10] Ekin D. Cubuk, Barret Zoph, Jonathon Shlens, and Quoc V. Le. Randaugment: Practical automated data augmenta-

- tion with a reduced search space. In *Proceedings of the IEEE/CVF Conference on Computer Vision and Pattern Recognition (CVPR) Workshops*, June 2020. 12
- [11] Jia Deng, Wei Dong, Richard Socher, Li-Jia Li, K. Li, and Li Fei-Fei. Imagenet: A large-scale hierarchical image database. *IEEE Conference on Computer Vision and Pattern Recognition (CVPR)*, 2009. 2, 4, 6
- [12] Jacob Devlin, Ming-Wei Chang, Kenton Lee, and Kristina Toutanova. Bert: Pre-training of deep bidirectional transformers for language understanding. In *NAACL*, 2019. 2
- [13] Alexey Dosovitskiy, Lucas Beyer, Alexander Kolesnikov, Dirk Weissenborn, Xiaohua Zhai, Thomas Unterthiner, Mostafa Dehghani, Matthias Minderer, Georg Heigold, Sylvain Gelly, Jakob Uszkoreit, and Neil Houlsby. An image is worth 16x16 words: Transformers for image recognition at scale. In *International Conference on Learning Representations (ICLR)*, 2021. 6, 9
- [14] Christoph Feichtenhofer, Haoqi Fan, Bo Xiong, Ross B. Girshick, and Kaiming He. A large-scale study on unsupervised spatiotemporal representation learning. *IEEE/CVF Conference on Computer Vision and Pattern Recognition (CVPR)*, 2021. 2
- [15] Peng Gao, Teli Ma, Hongsheng Li, Ziyi Lin, Jifeng Dai, and Yu Qiao. MCMAE: Masked convolution meets masked autoencoders. In *Advances in Neural Information Processing Systems (NeurIPS)*, 2022. 2, 3, 6, 7
- [16] Robert Geirhos, Kantharaju Narayanappa, Benjamin Mitzkus, Tizian Thieringer, Matthias Bethge, Felix A. Wichmann, and Wieland Brendel. Partial success in closing the gap between human and machine vision. In *NeurIPS*, 2021. 2, 3, 8
- [17] Robert Geirhos, Patricia Rubisch, Claudio Michaelis, Matthias Bethge, Felix Wichmann, and Wieland Brendel. Imagenet-trained cnns are biased towards texture; increasing shape bias improves accuracy and robustness. *ArXiv*, abs/1811.12231, 2019. 2, 3
- [18] Priya Goyal, Piotr Dollár, Ross B. Girshick, Pieter Noordhuis, Lukasz Wesolowski, Aapo Kyrola, Andrew Tulloch, Yangqing Jia, and Kaiming He. Accurate, large minibatch sgd: Training imagenet in 1 hour. *ArXiv*, abs/1706.02677, 2017. 12
- [19] Jean-Bastien Grill, Florian Strub, Florent Altché, Corentin Tallec, Pierre H Richemond, Elena Buchatskaya, Carl Doherty, Bernardo Avila Pires, Zhaohan Daniel Guo, Mohammad Gheshlaghi Azar, et al. Bootstrap your own latent: A new approach to self-supervised learning. In *NeurIPS*, 2020. 2
- [20] Kaiming He, Xinlei Chen, Saining Xie, Yanghao Li, Piotr Dollár, and Ross Girshick. Masked autoencoders are scalable vision learners. In *Proceedings of the IEEE/CVF Conference on Computer Vision and Pattern Recognition (CVPR)*, 2022. 1, 2, 3, 5, 6, 7, 9, 12
- [21] Kaiming He, Haoqi Fan, Yuxin Wu, Saining Xie, and Ross B. Girshick. Momentum contrast for unsupervised visual representation learning. *2020 IEEE/CVF Conference on Computer Vision and Pattern Recognition (CVPR)*, 2020. 2
- [22] Kaiming He, Georgia Gkioxari, Piotr Dollár, and Ross Girshick. Mask r-cnn. In *Proceedings of the IEEE international conference on computer vision (ICCV)*, 2017. 7
- [23] Dan Hendrycks, Steven Basart, Norman Mu, Saurav Kadavath, Frank Wang, Evan Dorundo, Rahul Desai, Tyler Lixuan Zhu, Samyak Parajuli, Mike Guo, Dawn Xiaodong Song, Jacob Steinhardt, and Justin Gilmer. The many faces of robustness: A critical analysis of out-of-distribution generalization. *2021 IEEE/CVF International Conference on Computer Vision (ICCV)*, 2021. 8
- [24] Dan Hendrycks and Thomas G. Dietterich. Benchmarking neural network robustness to common corruptions and perturbations. *ArXiv*, abs/1903.12261, 2019. 8
- [25] Dan Hendrycks, Kevin Zhao, Steven Basart, Jacob Steinhardt, and Dawn Xiaodong Song. Natural adversarial examples. *2021 IEEE/CVF Conference on Computer Vision and Pattern Recognition (CVPR)*, 2021. 8
- [26] Zejiang Hou, Fei Sun, Yen-Kuang Chen, Yuan Xie, and S. Y. Kung. Milan: Masked image pretraining on language assisted representation. *ArXiv*, abs/2208.06049, 2022. 1, 3, 6, 7
- [27] Kai Hu, Jie Shao, Yuan Liu, Bhiksha Raj, Marios Savvides, and Zhiqiang Shen. Contrast and order representations for video self-supervised learning. In *Proceedings of the IEEE/CVF International Conference on Computer Vision (ICCV)*, 2021. 2
- [28] Ronghang Hu, Shoubhik Debnath, Saining Xie, and Xinlei Chen. Exploring long-sequence masked autoencoders. *ArXiv*, abs/2210.07224, 2022. 2, 6, 7, 12
- [29] Gao Huang, Yu Sun, Zhuang Liu, Daniel Sedra, and Kilian Q. Weinberger. Deep networks with stochastic depth. In Bastian Leibe, Jiri Matas, Nicu Sebe, and Max Welling, editors, *Computer Vision – ECCV 2016*, pages 646–661, Cham, 2016. Springer International Publishing. 12, 13
- [30] Zhicheng Huang, Xiaojie Jin, Cheng Lu, Qibin Hou, Ming-Ming Cheng, Dongmei Fu, Xiaohui Shen, and Jiashi Feng. Contrastive masked autoencoders are stronger vision learners. *ArXiv*, abs/2207.13532, 2022. 1
- [31] Chao Jia, Yinfei Yang, Ye Xia, Yi-Ting Chen, Zarana Parekh, Hieu Pham, Quoc V. Le, Yun-Hsuan Sung, Zhen Li, and Tom Duerig. Scaling up visual and vision-language representation learning with noisy text supervision. In *International Conference on Machine Learning (ICML)*, 2021. 2
- [32] Alex Krizhevsky, Ilya Sutskever, and Geoffrey E. Hinton. Imagenet classification with deep convolutional neural networks. *Communications of the ACM*, 2012. 2, 5
- [33] Gang Li, Heliang Zheng, Daqing Liu, Chaoyue Wang, Bing Su, and Changwen Zheng. SemMAE: Semantic-guided masking for learning masked autoencoders. In *Advances in Neural Information Processing Systems (NeurIPS)*, 2022. 6, 9
- [34] Junnan Li, Ramprasaath R. Selvaraju, Akhilesh Deepak Gotmare, Shafiq R. Joty, Caiming Xiong, and Steven C. H. Hoi. Align before fuse: Vision and language representation learning with momentum distillation. In *Neural Information Processing Systems (NeurIPS)*, 2021. 2

- [35] Xuhong Li, Haoyi Xiong, Yi Liu, Dingfu Zhou, Zeyu Chen, Yaqing Wang, and Dejing Dou. Distilling ensemble of explanations for weakly-supervised pre-training of image segmentation models. *ArXiv*, abs/2207.03335, 2022. 4
- [36] Yanghao Li, Hanzi Mao, Ross Girshick, and Kaiming He. Exploring plain vision transformer backbones for object detection. In *ECCV*, 2022. 7
- [37] Tsung-Yi Lin, Michael Maire, Serge Belongie, James Hays, Pietro Perona, Deva Ramanan, Piotr Dollár, and C Lawrence Zitnick. Microsoft coco: Common objects in context. In *ECCV*, 2014. 2, 6, 7
- [38] Jihao Liu, Xin Huang, Yu Liu, and Hongsheng Li. Mixmim: Mixed and masked image modeling for efficient visual representation learning. *arXiv preprint arXiv:2205.13137*, 2022. 7
- [39] Yuan Liu, Jiacheng Chen, and Hao Wu. Moquad: Motion-focused quadruple construction for video contrastive learning. *ArXiv*, abs/2212.10870, 2022. 2
- [40] Ilya Loshchilov and Frank Hutter. SGDR: Stochastic gradient descent with warm restarts. In *International Conference on Learning Representations*, 2017. 12
- [41] Ilya Loshchilov and Frank Hutter. Decoupled weight decay regularization. In *International Conference on Learning Representations*, 2019. 12, 13
- [42] Adam Paszke, Sam Gross, Francisco Massa, Adam Lerer, James Bradbury, Gregory Chanan, Trevor Killeen, Zeming Lin, Natalia Gimelshein, Luca Antiga, Alban Desmaison, Andreas Köpf, Edward Yang, Zach DeVito, Martin Raison, Alykhan Tejani, Sasank Chilamkurthy, Benoit Steiner, Lu Fang, Junjie Bai, and Soumith Chintala. Pytorch: An imperative style, high-performance deep learning library. In *NeurIPS*, 2019. 5
- [43] Zhiliang Peng, Li Dong, Hangbo Bao, Qixiang Ye, and Furu Wei. Beit v2: Masked image modeling with vector-quantized visual tokenizers. *ArXiv*, abs/2208.06366, 2022. 1, 3, 6, 7
- [44] Zhiliang Peng, Li Dong, Hangbo Bao, Qixiang Ye, and Furu Wei. A unified view of masked image modeling. *ArXiv*, abs/2210.10615, 2022. 6
- [45] Rui Qian, Tianjian Meng, Boqing Gong, Ming-Hsuan Yang, H. Wang, Serge J. Belongie, and Yin Cui. Spatiotemporal contrastive video representation learning. *IEEE/CVF Conference on Computer Vision and Pattern Recognition (CVPR)*, 2021. 2
- [46] Alec Radford, Jong Wook Kim, Chris Hallacy, Aditya Ramesh, Gabriel Goh, Sandhini Agarwal, Girish Sastry, Amanda Askell, Pamela Mishkin, Jack Clark, Gretchen Krueger, and Ilya Sutskever. Learning transferable visual models from natural language supervision. In *ICML*, 2021. 2, 3
- [47] Alec Radford, Karthik Narasimhan, Tim Salimans, Ilya Sutskever, et al. Improving language understanding by generative pre-training. 2018. 2
- [48] Aditya Ramesh, Mikhail Pavlov, Gabriel Goh, Scott Gray, Chelsea Voss, Alec Radford, Mark Chen, and Ilya Sutskever. Zero-shot text-to-image generation. *ArXiv*, abs/2102.12092, 2021. 2, 3
- [49] Christian Szegedy, Vincent Vanhoucke, Sergey Ioffe, Jon Shlens, and Zbigniew Wojna. Rethinking the inception architecture for computer vision. In *2016 IEEE Conference on Computer Vision and Pattern Recognition (CVPR)*, pages 2818–2826, 2016. 12
- [50] Hugo Touvron, Matthieu Cord, and Hervé Jégou. Deit iii: Revenge of the vit. In Shai Avidan, Gabriel Brostow, Moustapha Cissé, Giovanni Maria Farinella, and Tal Hassner, editors, *ECCV*, 2022. 4, 5, 6, 8
- [51] Pascal Vincent, Hugo Larochelle, Yoshua Bengio, and Pierre-Antoine Manzagol. Extracting and composing robust features with denoising autoencoders. In *International Conference on Machine Learning (ICML)*, 2008. 3
- [52] Haohan Wang, Songwei Ge, Eric P. Xing, and Zachary Chase Lipton. Learning robust global representations by penalizing local predictive power. In *NeurIPS*, 2019. 8
- [53] Chen Wei, Haoqi Fan, Saining Xie, Chaoxia Wu, Alan Loddon Yuille, and Christoph Feichtenhofer. Masked feature prediction for self-supervised visual pre-training. *2022 IEEE/CVF Conference on Computer Vision and Pattern Recognition (CVPR)*, 2022. 3, 6, 7
- [54] Yuxin Wu, Alexander Kirillov, Francisco Massa, Wan-Yen Lo, and Ross Girshick. Detectron2. <https://github.com/facebookresearch/detectron2>, 2019. 13
- [55] Tete Xiao, Yingcheng Liu, Bolei Zhou, Yuning Jiang, and Jian Sun. Unified perceptual parsing for scene understanding. In *ECCV*, 2018. 6
- [56] Zhenda Xie, Zheng Zhang, Yue Cao, Yutong Lin, Jianmin Bao, Zhuliang Yao, Qi Dai, and Han Hu. Simmim: A simple framework for masked image modeling. In *International Conference on Computer Vision and Pattern Recognition (CVPR)*, 2022. 1, 3, 6, 7, 9
- [57] Yang You, Igor Gitman, and Boris Ginsburg. Large batch training of convolutional networks. *arXiv: Computer Vision and Pattern Recognition*, 2017. 12
- [58] Sangdoo Yun, Dongyoon Han, Sanghyuk Chun, Seong Joon Oh, Youngjoon Yoo, and Junsuk Choe. Cutmix: Regularization strategy to train strong classifiers with localizable features. In *2019 IEEE/CVF International Conference on Computer Vision (ICCV)*, pages 6022–6031, 2019. 12
- [59] Hongyi Zhang, Moustapha Cisse, Yann N. Dauphin, and David Lopez-Paz. mixup: Beyond empirical risk minimization. In *International Conference on Learning Representations*, 2018. 12
- [60] Bolei Zhou, Hang Zhao, Xavier Puig, Sanja Fidler, Adela Barriuso, and Antonio Torralba. Semantic understanding of scenes through the ade20k dataset. *International Journal of Computer Vision (IJCV)*, 2018. 2, 6
- [61] Jinghao Zhou, Chen Wei, Huiyu Wang, Wei Shen, Cihang Xie, Alan Yuille, and Tao Kong. Image BERT pre-training with online tokenizer. In *International Conference on Learning Representations (ICLR)*, 2022. 1

A. Discrete Fourier Transform

$\mathcal{F}_{\text{DFT}}(\mathbf{I}_i)(u, v)$ in Equation 2 of the main paper can be decomposed into real and imaginary parts:

$$\mathcal{F}_{\text{DFT}}(\mathbf{I}_i)(u, v) = \mathcal{R}(\mathbf{I}_i)(u, v) + \mathcal{I}(\mathbf{I}_i)(u, v)i \quad (5)$$

Both $\mathcal{R}(\mathbf{I}_i)(u, v)$ and $\mathcal{I}(\mathbf{I}_i)(u, v)$ are real numbers, and i is the imaginary unit. The amplitude and phase of $\mathcal{F}_{\text{DFT}}(\mathbf{I}_i)(u, v)$ can be obtained using the following formulas:

$$A(\mathbf{I}_i)(u, v) = (\mathcal{R}(\mathbf{I}_i)(u, v)^2 + \mathcal{I}(\mathbf{I}_i)(u, v)^2)^{\frac{1}{2}} \quad (6)$$

$$\mathcal{P}(\mathbf{I}_i)(u, v) = \arctan\left(\frac{\mathcal{R}(\mathbf{I}_i)(u, v)}{\mathcal{I}(\mathbf{I}_i)(u, v)}\right) \quad (7)$$

B. Full Implementation Details

B.1. Pre-training

We show the detailed implementation settings for the pre-training of PixMIM_{MAE}, PixMIM_{ConvMAE}, and PixMIM_{LSMAE} in the following tables. While for the result for LSMAE [28] in Table 2 of the main paper, except for that we decrease the batch size from 4096 to 2048 due to the limited computational resources, other settings are kept the same.

config	value
optimizer	AdamW [41]
base learning rate	1.5e-4
weight decay	0.05
optimizer momentum	$\beta_1, \beta_2=0.9, 0.95$ [5]
batch size	4096
learning rate schedule	cosine decay [40]
warmup epochs [18]	40
augmentation	SimpleResizedCrop

Table 6. Pre-training setting of PixMIM_{MAE} and PixMIM_{ConvMAE}

config	value
optimizer	AdamW [41]
base learning rate	1.5e-4
weight decay	0.05
optimizer momentum	$\beta_1, \beta_2=0.9, 0.95$ [5]
batch size	2048
learning rate schedule	cosine decay [40]
warmup epochs [18]	40
augmentation	SimpleResizedCrop

Table 7. Pre-training setting of PixMIM_{LSMAE}

B.2. ImageNet Fine-tuning

The implementation details for the fine-tuning of PixMIM_{MAE}, PixMIM_{ConvMAE}, and PixMIM_{LSMAE} are shown in Table 8, which strictly follow that of MAE [20].

config	value
optimizer	AdamW [41]
base learning rate	1e-3
weight decay	0.05
optimizer momentum	$\beta_1, \beta_2=0.9, 0.999$
layer-wise lr decay [1, 9]	0.75
batch size	1024
learning rate schedule	cosine decay
warmup epochs	5
training epochs	100
augmentation	RandAug (9, 0.5) [10]
label smoothing [49]	0.1
mixup [59]	0.8
cutmix [58]	1.0
drop path [29]	0.1

Table 8. End-to-end fine-tuning setting of PixMIM_{MAE}, PixMIM_{ConvMAE}, and PixMIM_{LSMAE}

B.3. ImageNet Linear Probing

The implementation details for PixMIM_{MAE} and PixMIM_{LSMAE} are shown in Table 9, which also follow that of MAE [20]. For PixMIM_{ConvMAE}, we decrease the batch size from 16384 to 4096, following the official setting.

config	value
optimizer	LARS [57]
base learning rate	0.1
weight decay	0
optimizer momentum	0.9
batch size	16384
learning rate schedule	cosine decay
warmup epochs	10
training epochs	90
augmentation	RandomResizedCrop

Table 9. Linear probing setting of PixMIM_{MAE} and PixMIM_{LSMAE}.

config	value
optimizer	LARS [57]
base learning rate	0.1
weight decay	0
optimizer momentum	0.9
batch size	4096
learning rate schedule	cosine decay
warmup epochs	10
training epochs	90
augmentation	RandomResizedCrop

Table 10. Linear probing setting of PixMIM_{ConvMAE}.

B.4. ADE20K Semantic Segmentation

The implementation details for PixMIM_{MAE} and PixMIM_{LSMAE} are shown in Table 11, and those for PixMIM_{ConvMAE} are in Table 12.

config	value
optimizer	AdamW [41]
base learning rate	2e-4
weight decay	0.05
optimizer momentum	$\beta_1, \beta_2=0.9, 0.999$
layer-wise lr decay [1, 9]	0.75
batch size	16
learning rate schedule	cosine decay
warmup iters	1500
training iters	160000
drop path [29]	0.1

Table 11. End-to-end semantic segmentation setting of PixMIM_{MAE} and PixMIM_{LSMAE}

config	value
optimizer	AdamW [41]
base learning rate	3e-4
weight decay	0.05
optimizer momentum	$\beta_1, \beta_2=0.9, 0.999$
layer-wise lr decay [1, 9]	0.75
batch size	16
learning rate schedule	cosine decay
warmup iters	1500
training iters	160000
drop path [29]	0.1

Table 12. End-to-end semantic segmentation setting of PixMIM_{ConvMAE}

config	value
optimizer	AdamW [41]
base learning rate	8e-5
weight decay	0.1
optimizer momentum	$\beta_1, \beta_2=0.9, 0.999$
layer-wise lr decay [1, 9]	0.75
batch size	64
learning rate schedule	cosine decay
training epochs	100/50
drop path [29]	0.1

Table 13. End-to-end object detection setting of PixMIM_{MAE} and PixMIM_{LSMAE}

config	value
optimizer	AdamW [41]
base learning rate	1e-4
weight decay	0.1
optimizer momentum	$\beta_1, \beta_2=0.9, 0.999$
layer-wise lr decay [1, 9]	0.85
batch size	16
learning rate schedule	cosine decay
training epochs	25
drop path [29]	0.1

Table 14. End-to-end object detection setting of PixMIM_{ConvMAE}

B.5. COCO Object Detection

For PixMIM_{MAE}, we follow the official release in Detectron2 [54], which fine-tunes the pre-trained model end to end for 100 epochs. While for PixMIM_{LSMAE} and PixMIM_{ConvMAE}, we follow the official pre-training epochs, which are 50 and 25 epochs, respectively. Other key hyper-

Method	Epoch	LIN	SEG	DET	FT
MAE	1600	67.8	48.1	51.4	83.5
PixMIM _{MAE}	1600	69.3(+1.5)	48.7(+0.6)	52.1(+0.7)	83.6
ConvMAE	1600	70.9	51.7	53.6	85.0
PixMIM _{ConvMAE}	1600	72.0(+1.1)	52.2(+0.5)	53.8(+0.2)	85.2
LSMAE	1600	63.8	49.3	51.6	83.2
PixMIM _{LSMAE}	1600	68.1(+4.3)	50.7(+1.4)	53.0(+1.4)	83.5

Table 15. Performance Comparison by pre-training models for 1600 epochs

parameters are shown below:

C. Additional Results

We show more results in Table 15, by pre-training PixMIM for 1600 epochs. Then we compare our results with those of base methods. PixMIM can still bring non-trivial improvements over base methods on various downstream tasks, which verifies the scalability of our method across pre-training epochs. In addition, we also provide the results of 2 \times settings of object detection for PixMIM_{MAE}.

Method	Epoch	AP ^{bbox}	AP ^{mask}
MAE	800	47.3	42.3
PixMIM _{MAE}	800	47.8 (+0.5)	42.8 (+0.5)
MAE	1600	48.6	43.5
PixMIM _{MAE}	1600	49.3 (+0.7)	44.0 (+0.5)

Table 16. Results of 2 \times settings for object detection