

Insights from number theory into the critical Kauffman model with connectivity one

F. C. Sheldon and T. M. A. Fink

Abstract. The Kauffman model of genetic computation highlights the importance of criticality at the border of order and chaos. But our understanding of its behavior is incomplete, and much of what we do know relies on heuristic arguments. To better understand the model and obtain more rigorous insights, we show that there are fundamental links between the critical Kauffman model and aspects of number theory. Using these connections, we prove that the number of attractors and the mean attractor length grow faster than previously believed. Our work suggests that techniques from number theory, which are less familiar to the physics community, may be the right tools for fully cracking the Kauffman model.

1 Introduction

The Kauffman model is the simplest and most-studied model of genetic computation. Originally introduced as a toy model of cell type [1, 2], it has since garnered interest from many statistical physicists as an archetypal disordered system [3, 4]. In particular, it displays a critical regime separating frozen and chaotic dynamics, at which many physical and biological systems seem poised [5, 6].

The Kauffman model is a discrete dynamical system on a directed network of N nodes. The state of each node is 0 or 1 and at each time step the N states are updated simultaneously. Each new state is determined by a fixed Boolean function of the states of K other nodes, where usually $K = 2$ or $K = 1$. Thus every node in the directed network has K inputs, but any number of outputs. The network is generated by randomly drawing inputs for each node from the pool of all nodes. The Boolean function at each node is randomly chosen from the 16 possible for $K = 2$ or the four (but sometimes just two) for $K = 1$. A typical Kauffman network for $N = 35$ and $K = 1$ is shown in Fig. 1.

Depending on the number of inputs K and the distribution of Boolean functions, the long-term behavior of the Kauffman model falls into two regimes [3, 4]. In the frozen regime, attractor lengths die out with the size of the network and small differences in an initial state do not grow. In the chaotic regime, attractor lengths grow with N and small differences in an initial state are amplified, leading initially close trajectories to diverge. These two regimes are separated by a critical boundary, where a perturbation to one node propagates to, on average, one other node.

For over half a century, scientists have sought to understand the number and length of attractors in the critical Kauffman model. In the original $K = 2$ model, numerical evidence led Kauffman to propose that the number of attractors grows as \sqrt{N} [2], which he and Socolar later revised to faster than linear [11]. Bastolla and Parisi suggested a stretched exponential based on numerical and scaling arguments [12, 13]. Then, in an elegant analytic study, Samuelsson and Troein [14] proved that the number of attractors grows faster than any power law.

The intense effort to solve the $K = 2$ model sparked interest in the model with $K = 1$. Here, the deceptively simple network is composed of one or more loops with trees branching off of them (Fig. 1 above). Because the nodes in the trees are slaves to the loops, they do not contribute to the number or length of attractors, which are set solely by the m nodes in the loops. In the critical version of the model, all of the Boolean functions must be copy or invert [7, 8]. Flyvbjerg and Kjær found that the number of attractors is at least $2^{0.63\sqrt{N}}$ [7]. Using a simpler calculation, Drossel *et al.* obtained a slightly slower growth rate of $2^{0.59\sqrt{N}}$ [8].

This paper is organized as follows. In part 2 we introduce the two key quantities in the Kauffman model: the number of attractors and the mean attractor length. In part 3 we show that the number of attractors is at least $2^{1.25\sqrt{N}}$. Our approach makes use of Landau’s function—the maximum value of the least common multiple of the partitions of a number—and we give an exposition of it here. In part 4, we show that the mean attractor length is at least $2^{\sqrt{\epsilon N}/\ln \sqrt{\epsilon N}}$, where ϵ is a small constant. Our approach

makes use of a generalization of Merton’s third theorem, which evaluates the product of $1 - 1/\rho$ over all primes ρ . In part 5 we compare our results for the number and length of attractors with other known analytic results. Number theory seems to lie at the heart of the $K = 1$ Kauffman model, and we discuss opportunities for future work that this link open up.

While this paper was under review, we were able to use our result based on Landau’s function as a building block in a more ambitious proof that the number of attractors grows as $(2/\sqrt{e})^N$. This proof, which is an extension to the present paper, will appear shortly in *Phys Rev Lett* [10].

2 Preliminaries

Dynamics of single and multiple loops

The collection of loops that occurs in a particular $K = 1$ Kauffman model, and the Boolean functions assigned to the loop nodes, together determine its attractors. An example network, along with its set of attractors, is shown in Fig. 1. As any constant function at a node will cause all descendent nodes to freeze their states, these are not allowed to occur in the critical model. So all functions must be either copy, $0/1 \rightarrow 0/1$ or invert $0/1 \rightarrow 1/0$. The state of all nodes in a loop must recur after either one or two rotations (depending on the number of inverts) and so any initial state of the loop nodes is a part of one of the system’s attractors. The trees that branch off of the loops will eventually fall into periodic behavior determined by the loop nodes. The initial states of the trees give rise to transients which form the basins of attraction of each attractor, which are not shown in Fig. 1.

Each loop in a given Kauffman network can be assigned an even or odd parity based on whether it contains an even or odd number of inverts. Even loops of the same length have sets of attractors that are in one-to-one correspondence, and the same holds for odd loops. The number and length of attractors in a critical Kauffman model with connectivity one is thus fully determined by the lengths of the various loops and their parity. An even loop of size l nodes has attractors of length k if k divides l . An odd loop has attractors of length k if k divides $2l$ but not l [7, 8, 9, 10].

We define the dynamics of a given network as the number of attractors of each length that the network supports. Let $g \circ x$ denote g attractors of length x . We can write the dynamics as $d = g_1 \circ x_1 + g_2 \circ x_2 + \dots$, where “+” means “and”. We use the shorthand l and \bar{l} for even and odd loops of length l . Table I shows some examples of dynamics for even and odd loops.

The dynamics for multiple loops can be built up from the dynamics of individual loops. Consider a system with two loops, an example of which is given in Fig. 1. Given attractors of length x_i in one loop, and attractors of length y_j in the other, the two-loop system will have attractors with length the least common multiple of x_i and y_j . As differences in the relative phase of each loop will lead to new attractors, there will be $xy/\text{lcm}(x, y)$ of these attractors. This generalizes to a collection of loops $L = \{l_1, l_2, \dots\}$

by defining the following product between dynamics, first introduced in [9]:

$$\begin{aligned} & \left(\sum_i f_i \circ x_i \right) \left(\sum_j g_j \circ y_j \right) \left(\sum_k h_k \circ z_k \right) \dots \\ &= \sum_{i,j,k,\dots} (f_i g_j h_k \dots) \frac{x_i y_j z_k \dots}{\text{lcm}(x_i, y_j, z_k, \dots)} \circ \text{lcm}(x_i, y_j, z_k, \dots). \end{aligned} \quad (1)$$

Some dynamics of two-loop networks are given in Table I.

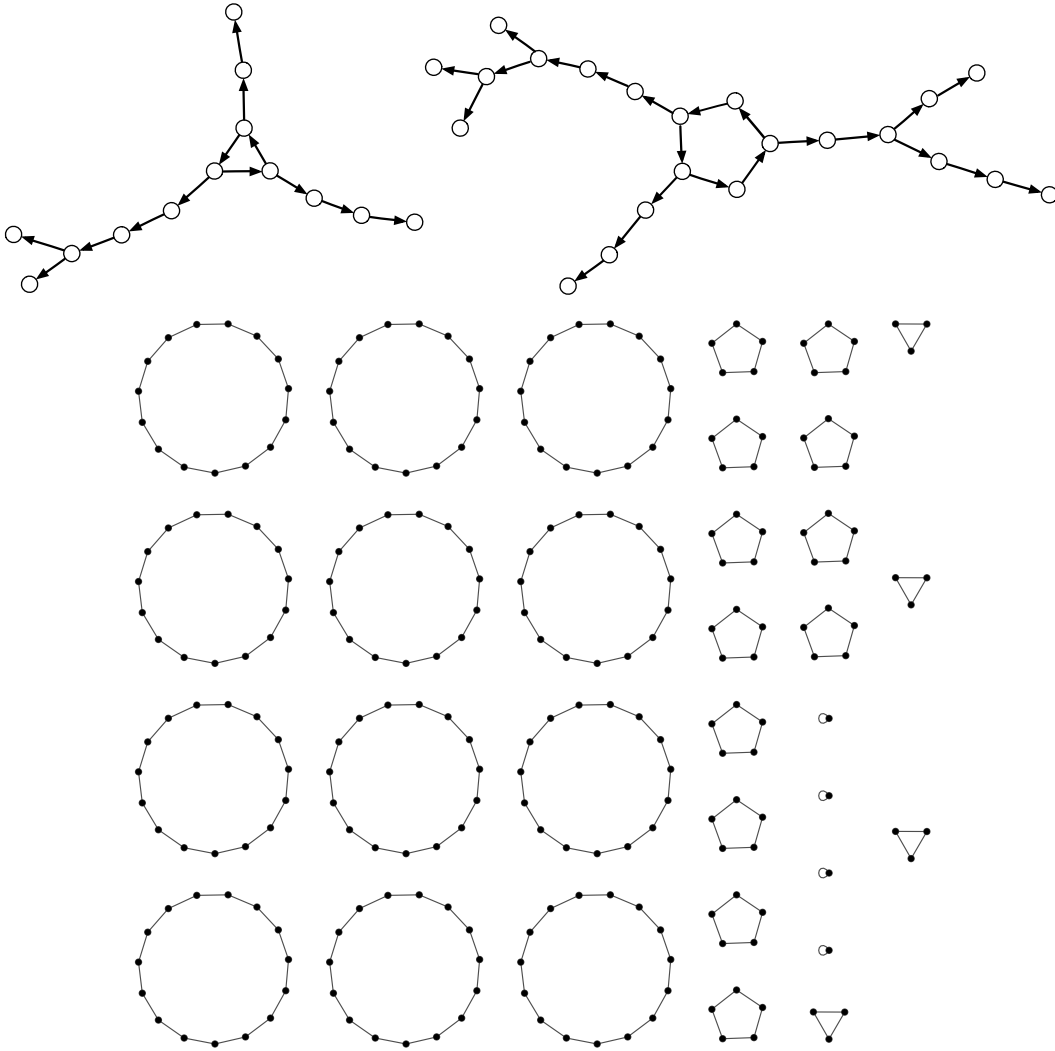


Figure 1. A Kauffman network (above) and its dynamics (below). Above. This typical Kauffman network with connectivity one has $N = 35$ nodes and $m = 8$ nodes in loops, namely, a 3-loop and a 5-loop. Only the nodes in loops contribute to the number and length of attractors. **Below.** When the 8 nodes in loops have an even number of inverters, the $2^8 = 256$ states form 4 attractors of length 1, 4 attractors of length 3, 12 attractors of length 5, and 12 attractors of length 15. We call this the dynamics of the network, and denote it $d(3, 5) = 4 \circ 1 + 4 \circ 3 + 12 \circ 5 + 12 \circ 15$.

Attractor number and attractor length

There are two main quantities of interest in the critical Kauffman model. One is the number of attractors c , and the other is the mean attractor length \bar{A} . For the critical Kauffman model with connectivity one, these two quantities are intimately related. Let L be a set of loops $\{l_1, l_2, \dots\}$, which may be even or odd. We can write the dynamics of L as $d(L) = \nu_1 \circ A_1 + \nu_2 \circ A_2 + \dots$, where there are ν_i attractors of length A_i . Then the number of attractors is

$$c(L) = \sum_i \nu_i,$$

and the mean attractor length is

$$\begin{aligned} \bar{A}(L) &= \sum_i \nu_i A_i / \sum_i \nu_i \\ &= 2^m / c(L), \end{aligned} \tag{2}$$

since all 2^m states of the loop nodes belong to attractors. In other words, for a given set of even and odd loops, the number of attractors and the mean attractor length satisfy the conservation law $c(L)\bar{A}(L) = 2^m$.

Ultimately, we are interested in $c(L)$ and $\bar{A}(L)$ averaged over the ensemble of directed networks with $K = 1$ and the distribution over loop parities. We denote these quantities as

$$c(N) = \sum_L c(L) P(L | N) \quad \text{and} \quad \bar{A}(N) = \sum_L \bar{A}(L) P(L | N).$$

It is also useful to consider $c(L)$ and $\bar{A}(L)$ averaged over those networks with fixed m , the number of nodes in loops m . We denote these quantities as

$$c(m) = \sum_L c(L) P(L | m) \quad \text{and} \quad \bar{A}(m) = \sum_L \bar{A}(L) P(L | m), \tag{3}$$

where we note that $P(L | m) = P(L | N, m)$. The two ensemble averages are related by

$$c(N) = \sum_{m=1}^N c(m) P(m | N) \quad \text{and} \quad \bar{A}(N) = \sum_{m=1}^N \bar{A}(m) P(m | N). \tag{4}$$

We shall investigate these quantities using insights from number theory in the two sections that follow.

3 Landau's function and attractor number

The first key quantity in the critical Kauffman model is the number of attractors. Rather than calculate it directly, we take an indirect approach. We use the conservation law $\bar{A}(L) = 2^m / c(L)$ in Eq. (2) to convert an upper bound on the mean attractor length $\bar{A}(L)$ into a lower bound on the the number of attractors $c(L)$.

We can bound $\bar{A}(L)$ from above by calculating the largest possible attractor length. Consider all ways of partitioning m nodes into a collection of loops $L = \{l_1, l_2, \dots\}$, where $l_1 + l_2 + \dots = m$. For $m = 8$, some of the 22 partitions are shown in the right of Table I. From the definition of the product in Eq. (1), we see that when all of the loops are

Even loops	Odd loops	Multiple even loops
$d(1) = 2 \circ 1$	$d(\overline{1}) = 1 \circ 2$	$d(1, 7) = 4 \circ 1 + 36 \circ 7$
$d(2) = 2 \circ 1 + 1 \circ 2$	$d(\overline{2}) = 1 \circ 4$	$d(2, 6) = 4 \circ 1 + 6 \circ 2 + 4 \circ 3 + 38 \circ 6$
$d(3) = 2 \circ 1 + 2 \circ 3$	$d(\overline{3}) = 1 \circ 2 + 1 \circ 6$	$d(3, 5) = 4 \circ 1 + 4 \circ 3 + 12 \circ 5 + 12 \circ 15$
$d(4) = 2 \circ 1 + 1 \circ 2 + 3 \circ 4$	$d(\overline{4}) = 2 \circ 8$	$d(4, 4) = 4 \circ 1 + 6 \circ 2 + 60 \circ 4$
$d(5) = 2 \circ 1 + 6 \circ 5$	$d(\overline{5}) = 1 \circ 2 + 3 \circ 10$	$d(2, 3, 3) = 8 \circ 1 + 4 \circ 2 + 40 \circ 3 + 20 \circ 6$
$d(6) = 2 \circ 1 + 1 \circ 2 + 2 \circ 3 + 9 \circ 6$	$d(\overline{6}) = 1 \circ 4 + 5 \circ 12$	$d(2, 2, 4) = 8 \circ 1 + 28 \circ 2 + 48 \circ 4$
$d(7) = 2 \circ 1 + 18 \circ 7$	$d(\overline{7}) = 1 \circ 2 + 9 \circ 14$	$d(2, 2, 2, 2) = 16 \circ 1 + 120 \circ 2$
$d(8) = 2 \circ 1 + 1 \circ 2 + 3 \circ 4 + 30 \circ 8$	$d(\overline{8}) = 16 \circ 16$	$d(1, 1, \dots, 1) = 256 \circ 1$

Table 1. Number and length of attractors for single and multiple loops. For instance, $d(2)$, the dynamics of an even loop of size 2, reads as 2 attractors of length 1 and 1 attractor of length 2; $d(\overline{2})$, the dynamics of an odd loop of size 2, reads as 1 attractor of length 4. The attractor lengths of multiple loops are the least common multiples of the attractor lengths of the individual loops. The explicit dynamics $d(3, 5)$ is given in Fig. 1.

even, the longest attractor length is the least common multiple of the loop sizes. When one or more of the loops is odd, the longest attractor length is double this.

What is the maximum value of the lcm of the partitions of m ? This is precisely the definition of Landau's function $g(m)$ (OEIS A000793 [16]), which we briefly review below. Thus the mean attractor length satisfies

$$\overline{A}(L) < 2g(m).$$

Inserting the bound on $g(m)$ from Eq. (9) below, we find

$$\overline{A}(L) < 2^{1.52\sqrt{m \ln m} + 1}. \quad (5)$$

Inserting this into Eq. (2) and averaging at fixed m with Eq. (3) gives a lower bound on the number of attractors,

$$c(m) > 2^{m - 1.52\sqrt{m \ln m} - 1}. \quad (6)$$

To re-express this in terms of the total number of nodes N , we must average over the distribution of the number of nodes in loops m using Eq. (4). In the large N limit, the probability of m of N nodes occurring in loops is $\frac{m}{N} \exp(-m^2/(2N))$ [7]. Summing over this, the mean number of nodes in loops \overline{m} is asymptotically $\sqrt{\frac{\pi}{2}N}$ [7, 8]. Since Eq. (6) is convex, by Jensen's inequality we can replace m with its mean, giving

$$c(N) > 2^{1.25\sqrt{N} - \sqrt[4]{N}\sqrt{1.45 \ln N + 0.65} - 1}. \quad (7)$$

Taking the logarithm, the leading behavior of the number of attractors is

$$\log_2 c(N) > 1.25\sqrt{N}, \quad (8)$$

where we have taken to be negligible constant terms and terms proportional to $\sqrt[4]{N}\sqrt{\ln N}$.

Landau's function and its bound

Landau's function $g(m)$ is the maximum value of the least common multiple of the partitions of m . It is shown in Table 2 and Fig. 2. When m is the sum of the first $s \leq 8$ primes, $g(m)$ is just the product of the primes:

$$\begin{aligned} g(2) &= 2 \\ g(2+3) &= 2 \cdot 3 \\ g(2+3+5) &= 2 \cdot 3 \cdot 5, \end{aligned}$$

and so on. But this is not true in general: for $s = 9$,

$$\begin{aligned} g(2+3+\dots+23) &= 3 \cdot 5 \cdot 7 \cdot 9 \cdot 11 \cdot 13 \cdot 16 \cdot 17 \cdot 19 \\ &> 2 \cdot 3 \cdot 5 \cdot 7 \cdot 11 \cdot 13 \cdot 17 \cdot 19 \cdot 23, \end{aligned}$$

where 2 and 23 are replaced with 9 and 16.

In the early 1900s, Landau proved that $\ln g(m)$ asymptotically approaches $\sqrt{m \ln m}$. More recently, Massias [17] proved

$$g(m) \leq 2^{1.52\sqrt{m \ln m}}. \quad (9)$$

In particular, Massias calculated the running maxima of $g(m)/\sqrt{m \ln m}$, and showed that there are precisely 378 such maxima (OEIS A103635 [16]). The first 79 of these are

m	s	Landau's function $g(m)$	Partition of m with largest least common multiple
1		1	{1}
2	1	2	{2}
3		3	{3}
4		4	{4}
5	2	6	{2, 3}
6		6	{1, 2, 3}
7		12	{3, 4}
8		15	{3, 5}
9		20	{4, 5}
10	3	30	{2, 3, 5}
17	4	210	{2, 3, 5, 7}
28	5	2,310	{2, 3, 5, 7, 11}
41	6	30,030	{2, 3, 5, 7, 11, 13}
58	7	510,510	{2, 3, 5, 7, 11, 13, 17}
77	8	9,699,690	{2, 3, 5, 7, 11, 13, 17, 19}
100	9	232,792,560	{3, 5, 7, 9, 11, 13, 16, 17, 19}
129	10	7,216,569,360	{3, 4, 5, 6, 7, 11, 17, 19, 26, 31}

Table 2. Values of Landau's function and the partitions that generate them.

Landau's function $g(m)$ is the maximum value of the least common multiple of the partitions of m . We show this for $m = 1$ to 10 as well as when m is the sum of the first s primes, up to $s = 10$. For $s \leq 8$, $g(m)$ is just the product of the first s primes. But this is not true in general, as $s = 9$ and $s = 10$, show.

shown in Fig. 2 left. The position of the last maxima is $m^* = 1,319,766$, which is where $\ln(g(m))/\sqrt{m \ln m}$ reaches its global maximum, namely

$$\frac{\log_2(g(m^*))}{\sqrt{m^* \ln m^*}} = 1.519 \dots,$$

where the prime factorization of $g(m^*)$ is

$$g(m^*) = 2^9 \cdot 3^6 \cdot 5^4 \cdot 7^3 \cdot 11^3 \cdot (13^2 \cdot \dots \cdot 43^2) \cdot (47 \cdot \dots \cdot 4409) \simeq 10^{1972}.$$

4 Mertons' theorems and attractor length

The second key quantity in the critical Kauffman model is the mean attractor length. For a given network, the mean attractor length \bar{A} has a lower bound that is proportional to the maximum attractor length [8], with a constant of proportionality that we call ζ . When all of the loops are even, the maximum attractor length is the least common multiple of the loop sizes. When one or more of the loops is odd, it is twice this. To write down \bar{A} , let σ be a binary vector of length N , where $\sigma_l = 1$ if at least one loop of length l occurs and $\sigma_l = 0$ otherwise. Given the distribution over the σ s,

$$\bar{A} > \zeta \sum_{\sigma} P(\sigma) \text{lcm}(1^{\sigma_1}, 2^{\sigma_2}, \dots, N^{\sigma_N}).$$

Dropping all but the prime loops, we no longer have to worry about the lcm, and

$$\bar{A} > \zeta \sum_{\sigma} P(\sigma) \prod_{\rho \leq N} \rho^{\sigma_{\rho}}, \quad (10)$$

where the product is over all primes ρ less than N .

The key obstacle to calculating this quantity is that the presence of loops is not

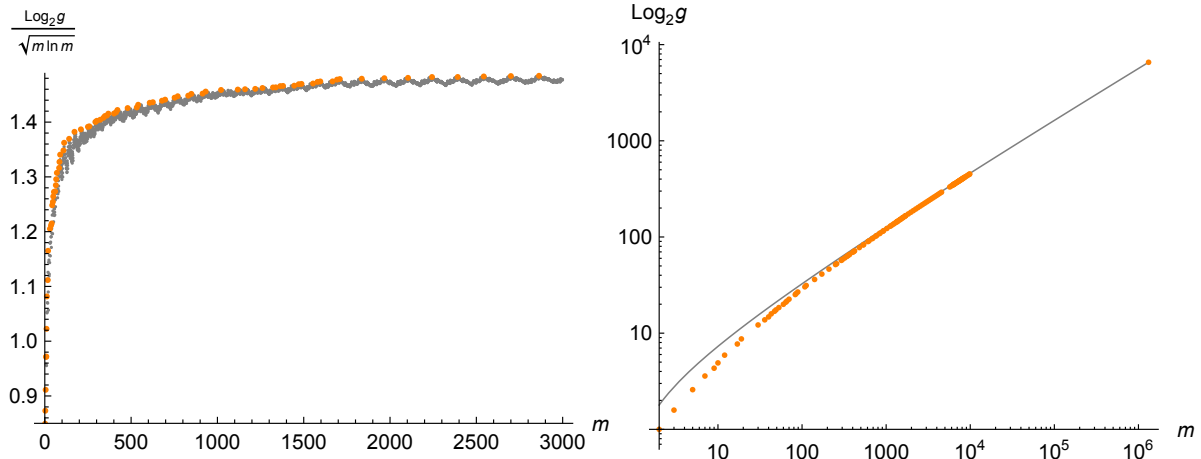


Figure 2. Bound on Landau's function. Left. The smaller points show the first 3000 values of $\log_2 g(m)/\sqrt{m \ln m}$, and the larger points (orange online) show their running maxima. Massias showed that there are only 378 such maxima, the largest occurring at $m^* = 1,319,766$. **Right.** The line is $1.52\sqrt{m \ln m}$, and the points are the first 122 running maxima (the ones with position up to 10^4), as well as the last. Thus $\log_2 g(m) \leq 1.52\sqrt{m \ln m}$, with equality at m^* .

independent. However, Drossel and Greil [8] argue that below a critical loop length $l^* = \sqrt{\epsilon N}$ for ϵ a small constant, loops of different sizes are independent, and are Poisson distributed with mean $1/l$. Therefore the probability of finding at least one loop of size $l < l^*$ is $1 - e^{-1/l}$, which to second order is $1/l - 1/(2l^2)$. Using Step 1 below, which gives the expected value of the product of randomly selected primes,

$$\overline{A} > \zeta 2^{l^*/\ln l^*} \prod_{\rho < l^*} \left(1 - \frac{3}{4\rho}\right). \quad (11)$$

Using Step 2 below, we can compute the Euler product in Eq. (11), which decreases slowly with l^* :

$$\overline{A} > \zeta 2^{l^*/\ln l^*} \frac{0.710}{(\ln l^*)^{3/4}}. \quad (12)$$

Substituting in $l^* = \sqrt{\epsilon N}$ and taking the logarithm, the leading behavior of the mean attractor length is

$$\log_2 \overline{A} > \frac{\sqrt{\epsilon N}}{\ln \sqrt{\epsilon N}}, \quad (13)$$

where we have taken to be negligible constant terms and terms proportional to $\ln \ln \sqrt{\epsilon N}$.

Step 1: Primes in a jar

Consider the following problem, which has a surprisingly simple solution. Put the number 1 and the first s primes in a jar, each with probability equal to the inverse of the number itself. What is the expected value of the product of the numbers? For example, for $s = 3$, if we put the numbers 1, 2, 3 and 5 in a jar with probability 1, $1/2$, $1/3$ and $1/5$, the expectation of their product is $9/2$.

More generally, label the primes 2, 3, 5, ... as $\rho_1, \rho_2, \rho_3, \dots$, and let p_i be the probability that prime ρ_i is in the jar, with $q_i = 1 - p_i$. Then the expected value z of the product can be had by summing over the 2^s configurations, namely,

$$\begin{aligned} z &= \sum_{\sigma_1, \dots, \sigma_s=0}^1 \rho_1^{\sigma_1} p_1^{\sigma_1} q_1^{1-\sigma_1} \dots \rho_s^{\sigma_s} p_s^{\sigma_s} q_s^{1-\sigma_s} \\ &= \prod_{i=1}^s (\rho_i p_i + q_i). \end{aligned}$$

With $p_i = 1/\rho_i$, which is the probability used in our example above,

$$\begin{aligned} z &= \prod_{i=1}^s \left(2 - \frac{1}{\rho_i}\right) \\ &= 2^s \prod_{i=1}^s \left(1 - \frac{1}{2\rho_i}\right). \end{aligned}$$

To obtain a lower bound, we expand $p_i = 1 - e^{-\frac{1}{\rho_i}}$ and keep terms to first order in $\frac{1}{\rho_i}$. Then

$$z \geq 2^s \prod_{i=1}^s \left(1 - \frac{3}{4\rho_i}\right) \quad (14)$$

Instead of considering the first s primes, we can just as well consider primes less than some cutoff l^* . The number of primes less than or equal to l^* is asymptotically $l^*/\ln l^*$, which is a lower bound when $l^* > 17$ [18]. Then Eq. (14) becomes

$$z \geq 2^{l^*/\ln l^*} \prod_{\rho < l^*} \left(1 - \frac{3}{4\rho}\right), \quad (15)$$

where the product is over all primes ρ less than l^* .

Step 2: Generalizing Merten's third theorem

Mertens' theorems are three results in number theory that generalise familiar sums and products of integers to sums and products of primes [18]. For example, the second theorem states

$$\lim_{l^* \rightarrow \infty} \left(\sum_{\rho \leq l^*} \frac{1}{\rho} - \ln \ln l^* \right) = M = 0.261 \dots$$

where M is the Meissel-Mertens constant and the sum is over primes. This can be thought of as the analogue of the more familiar definition of the Euler-Mascheroni constant γ

$$\lim_{l^* \rightarrow \infty} \left(\sum_{n \leq l^*} \frac{1}{n} - \ln l^* \right) = \gamma = 0.577 \dots$$

where the sum is over integers. The reduction in the rate of growth from $\ln l^*$ to $\ln \ln l^*$ is the result of the smaller number of terms in the sum over the primes.

The Euler product at the end of Step 1 is reminiscent of Merten's third theorem [18], which states

$$\lim_{l^* \rightarrow \infty} \ln l^* \prod_{\rho \leq l^*} \left(1 - \frac{1}{\rho}\right) = e^{-\gamma}.$$

Here, we generalize this to

$$\lim_{l^* \rightarrow \infty} (\ln l^*)^x \prod_{\rho \leq l^*} \left(1 - \frac{x}{\rho}\right) = e^{-x(\gamma + D(x))},$$

where $D(x)$ is a constant defined below. To do so, we start by writing

$$\begin{aligned} \lim_{l^* \rightarrow \infty} (\ln l^*)^x \prod_{\rho \leq l^*} \left(1 - \frac{x}{\rho}\right) &= \lim_{l^* \rightarrow \infty} (\ln l^*)^x \exp \left(\sum_{\rho \leq l^*} \ln \left(1 - \frac{x}{\rho}\right) \right) \\ &= \lim_{l^* \rightarrow \infty} \exp \left(-x \left(\sum_{\rho \leq l^*} \frac{1}{\rho} - \ln \ln l^* \right) + \sum_{\rho \leq l^*} \left(\ln \left(1 - \frac{x}{\rho}\right) + \frac{x}{\rho} \right) \right). \end{aligned} \quad (16)$$

The Meissel-Mertens constant can be expressed in two equivalent ways:

$$\lim_{l^* \rightarrow \infty} \left(\sum_{\rho \leq l^*} \frac{1}{\rho} - \ln \ln l^* \right) = \gamma + \sum_{\rho} \left(\ln \left(1 - \frac{1}{\rho}\right) + \frac{1}{\rho} \right).$$

Inserting this into Eq. (16) gives

$$\begin{aligned} \lim_{l^* \rightarrow \infty} (\ln l^*)^x \prod_{\rho \leq l^*} \left(1 - \frac{x}{\rho}\right) &= \exp \left(-x\gamma - x \left(\sum_{\rho} \left(\ln \left(1 - \frac{1}{\rho}\right) + \frac{1}{\rho} \right) \right) + \sum_{\rho} \left(\ln \left(1 - \frac{x}{\rho}\right) + \frac{x}{\rho} \right) \right) \end{aligned}$$

$$= \exp \left(-x\gamma - x \left(\sum_{\rho} \ln \frac{1 - \frac{1}{\rho}}{\left(1 - \frac{x}{\rho}\right)^{\frac{1}{x}}} \right) \right).$$

Thus we arrive at our desired generalization,

$$\lim_{l^* \rightarrow \infty} (\ln l^*)^x \prod_{\rho \leq l^*} \left(1 - \frac{x}{\rho}\right) = e^{-x(\gamma + D(x))},$$

where

$$D(x) = \sum_{\rho} \ln \frac{1 - \frac{1}{\rho}}{\left(1 - \frac{x}{\rho}\right)^{\frac{1}{x}}}$$

is a constant and, in particular, $D(\frac{3}{4}) = -0.102 \dots$

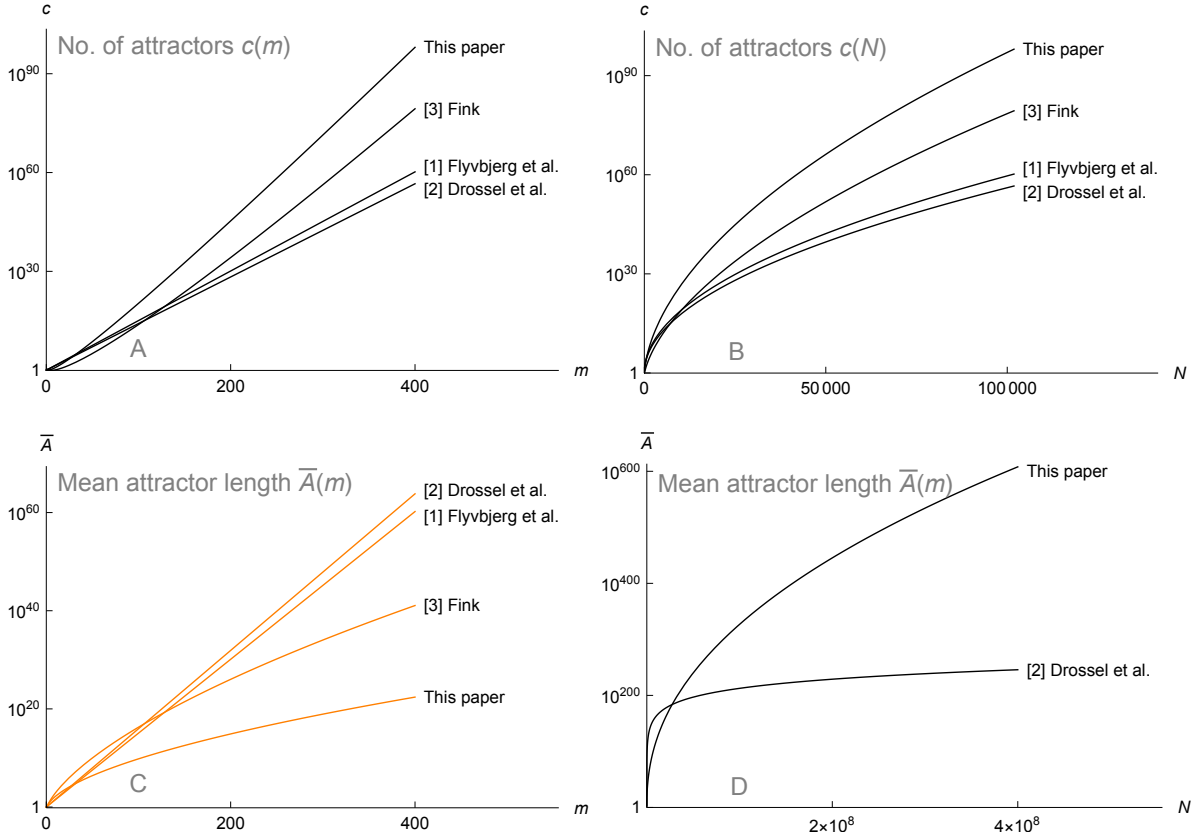


Figure 3. Bounds on c and \bar{A} . We compare our results with the known analytic results for the number of attractors c and the mean average attractor length \bar{A} , as a function of both the number of nodes in loops m and the size of the network N . Lower bounds are black and upper bounds are grey (orange online). **A.** Our lower bound on the number of attractors $c(m)$ exceeds those given in [7, 8, 9]. **B.** The same is true for the number of attractors $c(N)$. **C.** We did not calculate a lower bound on the mean attractor length $\bar{A}(m)$, but we can translate the lower bounds on $c(m)$ into upper bounds on $\bar{A}(m)$ using $c(m)\bar{A}(m) = 2^m$. **D.** Our lower bound on the mean attractor length $\bar{A}(m)$ exceeds that given in [7], where we have taken any constants to be unity. For large enough N , the constants are immaterial.

5 Discussion

Insights from number theory have enabled us to improve on the best-known bounds on the number of attractors c and the mean attractor length \bar{A} . In Fig. 3 we compare our results with the known analytic results. We express c and \bar{A} in terms of both the number of nodes in loops m and the size of the network N . Each of these four functions is shown in a different panel in Fig. 3, and calculating each presents its own challenges. We show lower bounds as black and upper bounds as grey (orange online). When presenting results below, we retain terms to lowest order in the exponent, apart from when this is m , and the deviation from m is of interest.

The number of attractors $c(m)$ is shown in Fig. 3A. We find that $c(m) > 2^{m-1.52\sqrt{m\ln m}}$. This is a faster growth rate than $2^{0.5m}$ in [7], $2^{0.47m}$ in [8], and $2^{m-\sqrt{2m}\log_2 \sqrt{2m}}$ in [9]. Notice that for our result here and the result in [9], the exponent is asymptotic to m .

The number of attractors $c(N)$ is shown in Fig. 3B. We can convert our bound on $c(m)$ to bounds on $c(N)$ by using Jensen's inequality. Since $2^{m-1.52\sqrt{m\ln m}}$ is convex, the bound holds on replacing m with its mean \bar{m} . We obtain $c(N) > 2^{1.25\sqrt{N}}$, which is faster than $2^{0.63\sqrt{N}}$ in [7] and $2^{0.59\sqrt{N}}$ in [8], and similar to $2^{1.25\sqrt{N}}$ in [9], which was the result of a much lengthier calculation.

The mean attractor length $\bar{A}(m)$ is shown in Fig. 3C. Historically \bar{A} has proved to be more difficult to quantify than the attractor number. We do not have a lower bound on $\bar{A}(m)$, but we converted the lower bounds on $c(m)$ to upper bounds on $\bar{A}(m)$ using the conservation law in Eq. (2). Our upper bound, $\bar{A}(m) < 2^{1.52\sqrt{m\ln m}}$, is slower than $2^{0.5m}$ in [7], $2^{0.53m}$ in [8], and $2^{\sqrt{2m}\log_2 \sqrt{2m}}$ in [9].

The mean attractor length $\bar{A}(N)$ is shown in Fig. 3D. The difficulty in calculating a lower bound on $\bar{A}(N)$ comes from correlations in the presence of loops of different sizes. To sidestep this issue, we rely on a claim by Drossel *et al.* [8] that these correlations are negligible below a critical loop size $\sqrt{\epsilon N}$, where ϵ is a small constant. By neglecting contributions above this size and invoking Mertens' theorems, we find that $\bar{A}(N) > 2^{\sqrt{\epsilon N}/\ln \sqrt{\epsilon N}}$. The only other analytic result for $\bar{A}(N)$ is from [8]: to leading order in the exponent, $\bar{A}(N) > 2^{\alpha(\ln N)^2}$, where α is a constant. For large enough N , the constants ϵ and α are immaterial, and our bound grows faster than the one in [8]. For the plots in Fig. 3D we set the constants to 1.

So much for our comparison with the literature. It turns out we can gain some sense of the quality of our lower bound on the mean attractor length $\bar{A}(N)$ by comparing it with our upper bound on $\bar{A}(m)$. To leading order in the exponent, the lower bound on $\log_2 \bar{A}(N)$ is proportional to $\sqrt{N}/\log \sqrt{N}$, whereas the upper bound on $\log_2 \bar{A}(m)$ is proportional to \sqrt{m} . Were m sufficiently concentrated about its mean, $\bar{m} \sim \sqrt{\frac{\pi}{2}N}$, this would imply that the upper of $\bar{A}(N)$ is proportional to $\sqrt[4]{N}$. But this cannot be right, because the two bounds would cross. Consequently, Jensen's inequality, which we and others have used to translate the bound on \bar{A} from m to N , is unlikely to give a tight bound.

While this paper was under review, we were able to use our result involving Landau's

function as part of a more ambitious proof that the number of attractors grows as $(2/\sqrt{e})^N$. The resulting paper, which is a follow-up to this one, is now in press [10]. This significant departure from $2^{1.25\sqrt{N}}$ given here is further evidence that the mean attractor length remains poorly understood. Any significant advance will likely require new ideas about the distribution of loops in networks.

The $K = 1$ Kauffman model plays a special role in understanding the Kauffman model more generally because it is exactly solvable [7]. New approaches to solving it, like the one presented here, reveal additional insights, suggesting techniques for more realistic models which cannot be solved exactly. We encourage others to extend our results, especially with an eye towards the model's number-theoretic structure, which seems to lie at its heart.

- [1] S. Kauffman, Homeostasis and differentiation in random genetic control networks, *Nature* **224**, 5215 (1969).
- [2] S. Kauffman, Metabolic stability and epigenesis in randomly constructed genetic nets, *J Theor Bio* **22**, 437 (1969).
- [3] M. Aldana, S. Coppersmith, L. P. Kadanoff, *Boolean dynamics with random couplings in Perspectives and Problems in Nonlinear Science* (Springer-Verlag, New York, 2003).
- [4] B. Drossel, Random Boolean Networks, in *Reviews of Nonlinear Dynamics and Complexity*, (Wiley-VCH, Weinheim, 2008).
- [5] M. Muñoz, Criticality and dynamical scaling in living systems, *Rev Mod Phys* **90**, 031001 (2018).
- [6] B. Daniels et al., Criticality distinguishes the ensemble of biological regulatory networks, *Phys Rev Lett* **121**, 138102 (2018).
- [7] H. Flyvbjerg, N. Kjær, Exact solution of Kauffman's model with connectivity one, *J Phys A* **21**, 1695 (1988).
- [8] B. Drossel, T. Mihaljev, F. Greil, Number and length of attractors in a critical Kauffman model with connectivity one, *Phys Rev Lett* **94**, 088701 (2005).
- [9] T. Fink, Exact dynamics of the critical Kauffman model with connectivity one, arXiv:2302.05314.
- [10] T. Fink, F. Sheldon. Number of attractors in the critical Kauffman model is exponential, *Phys Rev Lett*, in press, arXiv:2306.01629.
- [11] J. Socolar, S. Kauffman, Scaling in ordered and critical random Boolean networks, *Phys Rev Lett* **90**, 068702 (2003).
- [12] U. Bastolla, G. Parisi, The modular structure of Kauffman networks, *Physica D* **15**, 219 (1998).
- [13] U. Bastolla, G. Parisi, Relevant elements, magnetization and dynamic properties in Kauffman networks: a numerical study, *Physica D*, **115**, 203 (1998).
- [14] B. Samuelsson, C. Troein, Superpolynomial growth in the number of attractors in Kauffman networks, *Phys Rev Lett* **90**, 098701 (2003).
- [15] T. Peixoto, Redundancy and error resilience in Boolean networks, *Phys Rev Lett* **104**, 048701 (2010).
- [16] N. Sloane, editor, On-Line Encyclopedia of Integer Sequences, <https://oeis.org>, 2023.
- [17] J.-P. Massias, Majoration explicite de l'ordre maximum d'un élément du groupe symétrique, *Ann Fac Sci Toulouse Math* **6**, 269 (1984).
- [18] G. Tenenbaum, *Introduction to Analytic and Probabilistic Number Theory* (CUP, Cambridge, 1995).
- [19] F. Greil, B. Drossel, Dynamics of critical Kauffman networks under asynchronous stochastic update, *Phys Rev Lett* **95**, 048701 (2005).
- [20] K. Klemm, S. Bornholdt, Stable and unstable attractors in Boolean networks, *Phys Rev E* **72**, 055101(R) (2005).