

Approximating Energy Market Clearing and Bidding With Model-Based Reinforcement Learning

Thomas Wolgast , Astrid Nieße 

Abstract—Energy markets can provide incentives for undesired behavior of market participants. Multi-agent Reinforcement learning (MARL) is a promising new approach to predicting the expected behavior of energy market participants. However, reinforcement learning requires many interactions with the system to converge, and the power system environment often consists of extensive computations, e.g., optimal power flow (OPF) calculation for market clearing. To tackle this complexity, we provide a model of the energy market to a basic MARL algorithm in the form of a learned OPF approximation and explicit market rules. The learned OPF surrogate model makes an explicit solving of the OPF completely unnecessary. Our experiments demonstrate that the model additionally reduces training time by about one order of magnitude but at the cost of a slightly worse approximation of the Nash equilibrium. Potential applications of our method are market design, more realistic modeling of market participants, and analysis of manipulative behavior.

Index Terms—Agent-Based Modeling, Deep Learning, Economic Dispatch, Energy Market, Game Theory, Gaming, Model-Based, Nash Equilibrium, Optimal Power Flow, Reinforcement Learning

I. INTRODUCTION

To improve competition, economic efficiency, and transparency, the energy system more and more transforms into a market-based system. This trend can be seen in the emerging or changing market designs of, e.g., local energy markets and ancillary service markets, both in scientific literature and in practice. To design efficient and robust markets, it is important to predict and understand how rational profit-maximizing agents will behave under a given set of market rules. For these kinds of analyses, often simplifying assumptions like the absence of market power are used, i.e., the ability of a participant to drive the price over a competitive level [1]. While valid in markets with lots of participants, this assumption is questionable in local energy or ancillary service markets with few participants who can be located in strategically advantageous positions. It has been shown that – even in the absence of market power – grid-harming behavior of the market participants is not only possible but sometimes profitable and therefore considered rational [2]: One example is the well-understood inc-dec gaming, where market participants adjust their bidding on the wholesale energy market to create or amplify grid congestions. Then, they generate profit by providing ancillary service countermeasures [3]. Wolgast et al. [2] found a similar manipulation strategy in reactive power markets by using reinforcement learning (RL). The learning agent autonomously learned to attack the system with controllable loads to artificially increase reactive power demand to then profit from its delivery. The only objective of

the agent was to maximize profit; the grid-harming behavior emerged as a side-effect.

If markets with such unwanted incentives are brought into the field, the potential consequences for grid stability, security of supply, and overall efficiency could be dramatic. It is essential to develop methods to foresee and understand the expected behavior of the market participants during market design.

To determine the optimal bidding strategy of each player, considering the optimal bidding strategies of all competitors, is to search for the Nash-equilibrium (NE). In game theory, the NE describes the equilibrium point where no player benefits from changing its strategy if no other player changes its strategy either. Conventionally, game-theoretic approaches are used to determine the NE analytically, e.g., by solving bi-level optimization problems [4]. However, while analytical approaches provide solutions for small numbers of players and simple games, they fail in more complex scenarios [5] where modeling of complex systems is required, as in energy systems. Further, they often assume knowledge about the competitors’ bidding strategy and are computationally expensive [5]. One alternative and new approach to approximate the NE empirically instead is multi-agent reinforcement learning (MARL). Only recently, the first approaches were published to approximate the NE of bidding in energy markets with MARL, e.g., by Rashedi et al. [6] and Du et al. [7]. While providing proofs-of-concept that MARL algorithms can empirically search for the market equilibrium, they only consider few competing agents and little variety of data, thus limiting transferability to real-world problems. Further, in RL, an environment is required that defines the optimization problem, in this case, profit maximization on the energy market. Often, an optimal power flow (OPF) is solved to perform the market clearing in the environment, which allows to consider grid constraints. In RL, thousands or millions of interactions with the environment are required, resulting in the same amount of OPFs to solve and requiring extensive computation.

Du et al. and Rashedi et al. use model-free approaches in their publications, which is the most common way in RL research [8]. Model-free RL algorithms are applied to an environment that holds all the information about the problem to solve. The agent learns the problem from scratch, making the approach generally applicable to various problems. To overcome the computational challenge of solving the OPF to generate training data, we explicitly integrate domain knowledge into the training. Such RL algorithms are not applicable to a wide class of problems anymore but are tailored to a specific problem. However, a speed-up of training or improved

performance can be expected in domain-specific tasks [9].

As our main contribution, we demonstrate how a learned surrogate model can replace the OPF for market clearing, which speeds up training by about one order of magnitude and renders a separate solving of the OPF completely unnecessary. For that, we discuss three general concepts of how to use domain knowledge to improve training for MARL bidding in energy market environments and similar problems. As additional minor contributions, we increase the complexity of the training data and the number of parallelly trained agents compared to the previous state of the art.

The remainder is structured as follows. In section II, we present the related work of learning multi-agent bidding in energy markets and approximating the OPF with RL. In section III, we first present the basic Multi-Agent Deep Deterministic Policy Gradient (MADDPG) algorithm and then propose three general ideas to convert it into a model-based MARL algorithm. In sections IV and V, we present an exemplary energy market bidding scenario as RL environment and discuss how the model-based ideas can be applied to that specific scenario. In section VI, we discuss the experimentation setting, followed by the results in section VII. We discuss our results in section VIII, followed by a short conclusion.

II. RELATED WORK

In the following, we first present the current state of the art of using MARL to determine bidding behavior and equilibria in energy market environments. Further, we present recent related work for approximating the OPF for market clearing with machine learning (ML) methods.

A. Multi-Agent Bidding in Energy Markets

Ye et al. [5] apply Deep Policy Gradient to train 10 agents to bid in a network-constrained economic dispatch. They approximate a known NE, and the training was even faster than the non-RL baseline algorithm. However, their training data only spanned one day.

Liang et al. [10] use Deep Deterministic Policy Gradient (DDPG) to train up to 24 agents and focus primarily on tacit collusions, i.e. implicit price agreements without communication. Their market clearing algorithm maximizes social benefit under line load constraints, similar to an economic dispatch. As Ye et al., they reproduce a known NE with their RL method. However, they consider simplified scenarios w.r.t. size and parametrization (max. six agents, constant load and generation).

Rashedi et al. [6] argue that single-agent RL is insufficient for the multi-agent bidding problem and that MARL methods are required instead. They apply multi-agent q-learning to learn the optimal bidding behavior of six agents and demonstrate that it outperforms single-agent learning. The market clearing is done with a security-constrained DC-OPF that minimizes economic costs.

Gao et al. [11] apply the win or learn fast policy hill climbing (WoLF-PHC) MARL algorithm to the bidding behavior of electric vehicle and wind turbine oligopolies in a stochastic game. Up to 12 agents learn to optimize their bidding behavior;

other generators are assumed to be non-strategic. They use data from a single day for training and the market is cleared with a constrained DC OPF. In follow-up work, Zhu et al. [12] use the same algorithm to identify load demand, congestions, and price caps as key factors that affect the converged bidding strategies.

Du et al. [7] formulate the multi-agent bidding problem as a Markov game and apply MADDPG to approximate a NE. However, they consider only three agents and assume that all other non-learning agents bid truthfully, which does not hold with strategic bidding.

The current state-of-the-art literature has four main drawbacks: 1) The scenarios are quite simple with more or less constant parameters. This way, the RL agents are potentially able to memorize the data and can only find the NE for the specific cases that were used for training without generalizing. However, exactly that generalization would be an advantage compared to conventional game theoretic approaches. RL agents trained on enough data would be able to compute NEs for all states from the training data distribution, e.g., the NEs of a full year. 2) The number of parallelly trained agents is small, thus reducing the transferability of the presented concepts. Even 24 agents as presented in [10] are barely enough to model realistic energy market scenarios, especially considering the previous point of too simplistic training data. 3) The approaches use the binary classification of either determining a NE or not. However, artificial neural networks (NNs) are only capable of approximation and especially deep RL (DRL) is often quite noisy. Therefore, an exact hit of the equilibrium point is unlikely and also not needed for real-world applications, especially if we attempt to consider more complex scenarios in the future. 4) In all cases, some optimization problem needs to be solved for market clearing. Since thousands and millions of training steps are typical in DRL, this again will cause problems in future complex scenarios because computation times will explode.

B. Learning the Optimal Power Flow

The main contribution of our work is to use a learned surrogate model of the OPF to train the market participant agents. In recent years, a large body of literature emerged to use ML to approximate the OPF. For the sake of brevity, the following discussion focuses on selected publications on ML for the economic dispatch and market clearing, which are especially relevant for this work.

Duan et al. [13] use a Double Deep Q Network (DDQN) to solve the optimal active power dispatch. The objective is to minimize active power costs under consideration of voltage constraints. However, they use fixed active power prices, which is unsuitable in a market setting with changing prices.

Chen et al. [14] use supervised learning to approximate a large-scale security-constrained economic dispatch. The cost coefficients are part of the NN input and get sampled from a fixed data set. They achieved a speed-up of four orders of magnitude with only minimal error.

Zhen et al. [15] model the economic dispatch as 1-step Markov decision process (MDP), i.e., the solution is not

generated iteratively, but in a one-shot fashion. They use the Twin-Delayed DDPG (TD3) algorithm to learn to minimize generation costs under multiple constraints.

Zheng et al. [16] again train a NN to minimize generation costs under constraints. They use no standard DRL algorithm but derive the gradient directly from several perturbed interactions with the environment. They compare their approach to supervised training of the NN and achieve significant performance improvement.

The previous overview reflects a current research trend to approximate the OPF and the economic dispatch with DRL. These publications demonstrate that approximation of the OPF with RL and NNs is well possible and results in significant speed-up. That happens by transforming the complex non-linear optimization into fast matrix multiplications. The speed-up is the main motivation. We argue that using the RL-OPF approximation as a surrogate model for training agents in that environment is a great application for this technique.

III. MULTI-AGENT BIDDING IN ENERGY MARKETS

Our model-extended MADDPG (M-MADDPG) algorithm builds upon the MADDPG algorithm, the multi-agent variant of the broadly used DDPG. We first briefly introduce DDPG and MADDPG. Then, we discuss our model-based extensions to tailor MADDPG for the energy market bidding problem.

A. Deep Deterministic Policy Gradient (DDPG)

DDPG [17] is an actor-critic DRL algorithm. The general idea is to train a *critic* NN that predicts an action's expected long-term reward, i.e., the Q-value. The *actor* NN maps observations to actions, which are fed as input into the critic. Then, by backpropagating through both critic and actor NNs, we can compute the gradients of the actor weights that maximize the output of the critic, i.e., the long-term reward Q . Applying these gradients to the actor improves the agent's performance. To improve sample efficiency, all collected samples are stored in a replay buffer, from which the training data gets sampled. Since the actor NN generates deterministic actions, noise is added to the actions to improve exploration. For the sake of brevity, we omitted algorithmic details. For a more thorough explanation of DDPG, refer to [17].

B. Multi-Agent DDPG (MADDPG)

Single-agent RL algorithms like DDPG are not applicable to multi-agent problems, due to the combinatorial complexity, the non-stationary task, and the multi-dimensional learning objectives [9].

MADDPG [18] expands DDPG to solve cooperative, competitive, or mixed multi-agent problems. The general idea remains the same, but now each agent is represented by an actor-critic combination. The critics are trained again to predict the Q-value of their respective agent since each agent has its own goal. As mentioned before, multiple learning agents lead to non-stationary problems. For example, the agent cannot predict its Q-value without knowing the actions of all other agents because it remains unclear who the originator

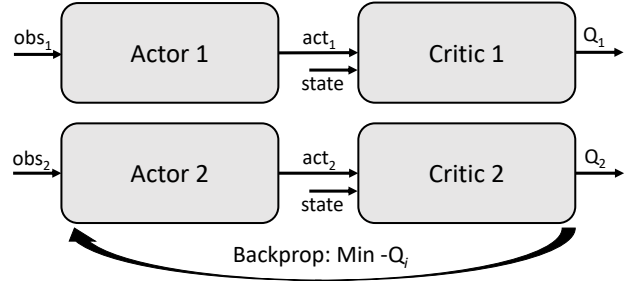


Fig. 1. Example of MADDPG algorithm with two agents.

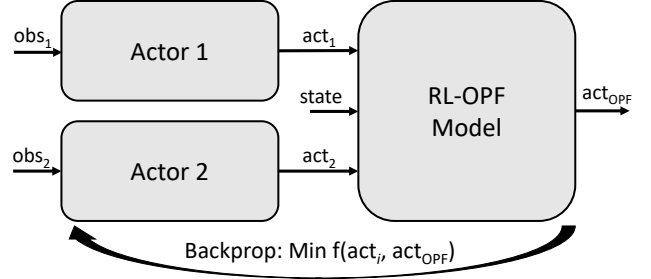


Fig. 2. Example of the M-MADDPG algorithm with two agents.

of a good/bad reward was. MADDPG solves that problem with centralized training and decentralized execution, which assumes that all agents know all actions and observations of the other agents during training, even in competitive scenarios. This way, training the critic is possible again. However, the actors receive only local observations, so decentralized execution after training is still possible. Fig. 1 visualizes MADDPG by the example of two agents. For a complete description of MADDPG, refer to [18].

C. Model-Extended MADDPG (M-MADDPG)

As mentioned, the MARL bidding problem requires solving an OPF per environment interaction of the agents. Since more complex RL problems require millions of samples, training becomes computationally very heavy. This problem gets aggravated by the number of agents in MARL scenarios since the interdependencies result in slower training.

To speed up training and potentially improve performance, we introduce three concepts of how RL algorithms can be tailored for problems in the domain of energy market bidding. We discuss and demonstrate these concepts by the example of MADDPG. However, they are not limited to this specific algorithm and use case, which we will discuss in detail for every concept respectively. In this section, we present only the general concepts. The specific implementation for our scenario is discussed later in section V.

1) *Concept 1: Learn surrogate model:* The first idea is to replace the OPF for market clearing with a learned surrogate model. In section II-B, we discussed the emerging body of literature on how ML can be used to approximate the OPF. As discussed before, the primary motivation is to speed up OPF solving. That is especially helpful when thousands and millions of different OPFs need to be solved for the same

power system, as in our scenario. Note that this applies not only to the OPF but every expensive calculation. However, the OPF is especially important in power system research and can serve as an example.

The OPF problem can be translated into an RL problem by defining action space, observation space, and reward function. We will discuss this later in section V-A when we apply all three concepts to a specific scenario.

Note that we can replace the environment with the surrogate in two ways. Option one is to train the surrogate to approximate the environment first and start the MARL training only when the surrogate is finished. However, the disadvantage is that the distribution of agent bids is yet unknown. Therefore, some assumption about the distribution has to be made, e.g., uniform distribution, which may negatively affect the accuracy of the surrogate. Option two tackles that problem by training surrogate and the MARL algorithm in parallel. This way, the MARL agents will improve their bidding over time, which results in better training data for the surrogate. In this work, we apply option two to train MARL agents and the surrogate model in parallel. However, for some scenarios, option one can be preferable as well, especially since it requires less computation.

In summary, Concept 1 is to provide the MARL training algorithm with a learned model of the OPF and, therefore, the market clearing. Note that any RL algorithm can be chosen for that approach, which makes the approach modular.

2) *Concept 2: Hardcode market rules:* The second idea is to explicitly provide the reward function to the learning algorithm in the form of a loss function. Normally, most RL algorithms learn to predict the future reward first to then improve their policy to maximize expected reward, e.g., DDPG uses the expected Q-value as negative loss for the actor. However, when the reward function is known, we can explicitly provide it to the agent, which results in faster training and potentially better performance, because the loss does not suffer from approximation errors anymore.

As a simple example, one common objective of the OPF is to minimize costs C , which is the product of the power setpoint P and the respective price p .

$$\min C = p \cdot P \quad (1)$$

Translated to RL, the agent wants to minimize the product of an observation – the price – with an action – the setpoint. Both are known to the agent, which removes the necessity to approximate Q , because the cost function can be used directly as loss function for policy training.

This concept is especially helpful in 1-step environments, which terminate after one step. In such environments, the reward is equal to Q . Therefore, the agent has perfect knowledge of Q , if it knows the reward function. As Zhen et al. [15] showed, the OPF approximation can be implemented as a 1-step environment, because the solution of one OPF is independent of the solution of the previous OPF. Exceptions are multi-step OPF problems where the optimization is done over multiple time steps, e.g., when storage systems are part of the optimization.

While especially useful for 1-step environments, the trick can also be applied to the general case, because with the current reward r_τ of step τ at least part of Q_τ is known and does not need to be learned anymore:

$$Q_\tau = r_\tau^{\text{known}} + Q_{\tau+1} \quad (2)$$

The same principle is applicable when only part of the reward function is known. For example, in the OPF, the cost minimization can be directly used as part of the loss function, but penalties for constraint satisfaction usually cannot since they are based on the yet unknown next state $s_{\tau+1}$. Again, only part of the reward function needs to be approximated, simplifying the training.

$$r_\tau = r_\tau^{\text{known}} + r_\tau^{\text{unknown}} \quad (3)$$

3) *Concept 3: Backpropagate through the surrogate:* Previously, we discussed how learning a surrogate model of the OPF and hardcoding the market rules into the loss function can improve training. Concept 3 builds upon both ideas by utilizing the differentiability of NNs. As a simple example, agent a wants to maximize its profit G_a , which is the product of the power setpoint P_a of its generator and the respective price p_a minus some internal marginal costs p_a^{marginal} .

$$G = (p_a - p_a^{\text{marginal}}) \cdot P_a \quad (4)$$

Normally, we cannot use hardcoding of the loss function here, because the setpoint P_a is calculated within the environment and unknown to the agent. However, P_a is the output of the RL-OPF surrogate NN, which we provide to the MARL learning algorithm. This way, Concept 2 is applicable again, because we can simply use $-G$ as loss function for the agent and backpropagate through the surrogate to calculate the gradients for the agent actors.

Note that the above example is for pay-as-bid pricing, where the price is equal to the bid and, therefore, the action of the agent. However, the general idea is also applicable to other schemes like uniform pricing or locational marginal pricing. In both cases, the market determines the resulting price, which makes the price an output of the surrogate model. This way, again, backpropagation through the surrogate is possible and beneficial.

In summary, instead of naively replacing the normal environment with the faster surrogate, we also utilize the differentiability of the surrogate NN. This way, the surrogate NN essentially serves as a central critic to all agent actors. The advantage is that the agents no longer need to learn a critique, because the surrogate model is trained anyway. The resulting algorithm is visualized in Fig. 2.

IV. SCENARIO AND ENVIRONMENT

We presented three concepts on how to improve MARL bidding in energy markets on a conceptual level. However, the exact implementation of these ideas depends heavily on the respective case, e.g., the market rules or the OPF details. Therefore, we now present an exemplary energy market scenario, which also serves as RL environment for our experiments later on.

A. Energy Market Bidding Scenario

We consider an energy market bidding scenario where multiple agents operate generators and offer active power on the market. The market clearing is done with an OPF to prevent constraint violations in the power system. For simplicity, we consider a pay-as-bid market, i.e., every market participant gets paid according to their own bid. Regarding MARL, pay-as-bid has the advantage that the agents' profits always correlate with their bids, which would not be the case for e.g. uniform pricing. The objective function of the OPF is to minimize total active power costs, subject to grid constraints, i.e., slack bus power flow, voltage constraints u_{\min}/u_{\max} of buses B , line loading $S_{l,\max}$ of lines L , trafo loading $S_{t,\max}$ of trafos T , maximum generator power P^{\max} of agents A , and the AC nodal power balance equations (omitted here for brevity).

$$\min J = \sum_{a \in A} P_a \cdot p_a + \max(P_{\text{slack}} \cdot p_{\max}, 0) \quad (5)$$

$$\text{s.t. } u_{\min} \leq u_b \leq u_{\max} \quad \forall b \in B \quad (6)$$

$$S_l \leq S_{l,\max} \quad \forall l \in L \quad (7)$$

$$S_t \leq S_{t,\max} \quad \forall t \in T \quad (8)$$

$$0 \leq P_a \leq P_a^{\max} \quad \forall a \in A \quad (9)$$

Each agent a operates a single generator and provides active power P_a for price p_a . Also note that the power flow from the slack bus P_{slack} is implemented as a soft-constraint with a penalty p_{\max} to always have a valid solution within the constraints.

In our environment, we use the open-source tool *pandapower*¹ [19] for the OPF calculation and the *SimBench*² [20] benchmark system 1-HV-urban--0-sw with 372 buses and 42 generators as a power model. To generate realistic power system states, we use the associated full-year time-series data of the system. Further, we add noise of $\pm 10\%$ to the loads to prevent repetition of the quarter-hourly data samples and to increase variance.

To investigate a potential influence of the number of agents $|A|$, the environment should allow for a flexible number of agents, and therefore generators. However, to prevent an unrealistic setting, we consider the total generator capacity of P_{total} of the system as constant and evenly distribute it to all agents A . The resulting active power capacity P_a^{\max} of each agent/generator is:

$$P_a^{\max} = \frac{P_{\text{total}}}{|A|} \quad \forall a \in A \quad (10)$$

The locations of the generators are randomly selected from the 42 generator locations in the original *SimBench* system.

B. Observations, Actions, and Rewards

We model the energy market bidding problem as a 1-step partially observable Markov game. We assume that the market participants have zero knowledge about the system's

physical state and observe only the current time τ , which results in partial observability. To provide time as observation, we encode it as sine/cosine pairs for day-time, week-time, and year-time, which makes six observations. The sine/cosine encoding has the advantage that 24:00 and 00:00 are identical in the observation space instead of being at maximum distance to each other.

$$obs_{1,2,3} = \sin\left(2\pi \cdot \frac{\tau \% tf}{tf}\right) \quad \forall tf \in TF \quad (11)$$

$$obs_{4,5,6} = \cos\left(2\pi \cdot \frac{\tau \% tf}{tf}\right) \quad \forall tf \in TF \quad (12)$$

With $\%$ as modulo function and the three time-frames

$$TF = \{4 \cdot 24, 4 \cdot 24 \cdot 7, 4 \cdot 24 \cdot 366\} \quad (13)$$

for day, week, and year respectively. For simplicity, we define only the bids of the agents as actions. Every agent has a single continuous action in the range $[0, p_{\max}]$. We assume that all agents always offer all their active power capacity, without withholding capacity from the market.

$$act \in [0, p_{\max}] \quad (14)$$

The reward of each agent a is its profit on the market, i.e., the product of the price p minus some marginal costs p^{marginal} and the resulting active power setpoint P .

$$r_a = (p_a - p_a^{\text{marginal}}) \cdot P_a \quad (15)$$

The active power setpoints are determined by the market clearing, i.e., the OPF. The marginal costs are assumed to be constant and to be 10% of the maximum price p_{\max} , which is chosen as 600 €/MW.

V. IMPLEMENTATION OF THE CONCEPTS

In this section, we discuss how we applied each conceptual idea of the M-MADDPG algorithm to this specific scenario.

A. Concept 1: Learn Surrogate Model

To replace the OPF with a learned surrogate model, we approximate it with another DRL algorithm. For that, we model the OPF problem as a 1-step MDP [16]. To train this OPF-agent that represents the market, again, action space, observation space, reward, and RL algorithm need to be chosen.

In the case of market clearing of an energy market the actions of the RL agent are the active power setpoints P_a of all generators in the system.

$$act_{\text{OPF}} = P_a \in [0, P_a^{\max}] \quad \forall a \in A \quad (16)$$

We assume that the state of the power system is fully known to the OPF-agent, except for the yet unknown actions, i.e., the generator setpoints. Under the assumption of a fixed network topology, active and reactive power of all loads L in the system are sufficient. Additionally, the OPF-agent observes the active power prices of all generators, i.e., their bids on the market.

$$obs_{\text{OPF}} = \{P_l, Q_l, p_a\} \quad \forall l \in L \text{ and } \forall a \in A \quad (17)$$

¹<https://pandapower.readthedocs.io/en/latest/>, last access: 2023-03-02

²<https://simbench.de/en/>, last access: 2023-03-02

We define the reward function as the negative objective function J of the OPF minus linear penalties Ψ for each constraint.

$$r_{\text{OPF}} = -J - \Psi_{\text{voltage}} - \Psi_{\text{line}} - \Psi_{\text{trafo}} \quad (18)$$

with penalties Ψ for the constraints (compare eq. (6) ff.):

$$\Psi_{\text{voltage}} = \sum_{b \in B} \max(u_b - u_{\max}, u_{\min} - u_b, 0) \quad (19)$$

$$\Psi_{\text{line}} = \sum_{l \in L} \max\left(\frac{S_l}{S_{\max}} - 100\%, 0\right) \quad (20)$$

$$\Psi_{\text{trafo}} = \sum_{t \in T} \max\left(\frac{S_t}{S_{\max}} - 100\%, 0\right) \quad (21)$$

Note that power flow balance constraints are automatically met when a powerflow calculation is done in the environment to compute the next system state.

Any DRL algorithm for continuous action spaces could be applied to the previously defined RL-OPF task. In this work, we use DDPG to learn the OPF, mainly because of two advantages: As an off-policy algorithm, DDPG is very sample-efficient. That is important since the computation of the grid state still requires a powerflow calculation, which is computationally heavier than most benchmark RL environments—although far less demanding than the actual OPF. The second advantage is that the utilized DDPG and M-MADDPG can share their replay buffer for training data.

B. Concept 2: Hardcode Market Rules

In the previous section, we discussed how part of the environment can be replaced with a learned OPF model, which we provide to M-MADDPG to speed up multi-agent learning. With the RL-OPF surrogate model, M-MADDPG now has access to all parts of the agents' reward function (15). The bid is the agent's own action, the marginal costs are constant, and the active power setpoint is the output of the RL-OPF. Therefore, we can directly hardcode the actor loss l_a^{actor} of agent a as:

$$l_a^{\text{actor}} = -r_a \quad (22)$$

Note that if the marginal costs were not constant, they would be required to be part of the agent's observation space.

The hardcoding of the market rules and the profit reduces training effort and removes one source of approximation error in our learned model of the market. However, it is important to remember that the RL-OPF model is still only an approximation, which results in a non-perfect gradient signal for the actors, similar to a normal critic network.

The trick of hardcoding the market rules cannot only be done for MADDPG but also for the DDPG algorithm that approximates the OPF. The goal of the OPF is to minimize costs on the market while adhering to all constraints. The resulting loss function can be written as:

$$l_{\text{OPF}}^{\text{actor}} = \sum_{a=1}^A P_a \cdot p_a - Q^{\text{penalties}} \quad (23)$$

In contrast to the agents' loss, not the entire function is known here because voltages and line loads would be required for penalty prediction, but are unknown. Therefore, DDPG here still requires a critic but only needs to learn the part of the Q-function that represents the constraints, as discussed in section III-C2.

C. Concept 3: Backpropagate Through Surrogate

The first part of Concept 2 is only possible because the OPF is performed by a neural network, which makes it fully differentiable. This way, the active power setpoints P_a can be used as part of the loss function by using backpropagation. The agents can optimize their bidding behavior to maximize profit under consideration of the market rules, i.e., the OPF, without any need to learn the market rules. No additional implementation is required here because of pytorch's automatic differentiation package `autograd`.

VI. EXPERIMENTATION

In the following, we will discuss the hyperparameter settings for training and introduce regret as a distance metric for measuring NE approximation.

The chosen hyperparameters for all three utilized RL algorithms are listed in Table I. When applicable, we chose the

TABLE I
HYPERPARAMETERS OF THE THREE DRL ALGORITHMS.

Hyperparameter	MADDPG	M-MADDPG	DDPG
batch size	256	256	128
actor learning rate	0.001	0.001	0.0001
critic learning rate	0.001	//	0.001
actor neurons/layer	(128,)	(128,)	(256,)
critic neurons/layer	(256,)	//	(256,)
optimizer	RMSprop	RMSprop	Adam
noise std	0.2	0.2	0.2
start train	1000	see eq. (24)	1000

same hyperparameters for MADDPG and M-MADDPG.

The agent training of M-MADDPG starts when the internal RL-OPF is already trained quite well because otherwise the OPF model is useless for gradient computation. However, since the OPF approximation gets slower with rising number of agents/generators, we increase the start of the agents' training with the number of agents $|A|$.

$$\text{start train} = \max(150 \cdot |A|, 2000) \quad (24)$$

Note that we utilize the RMSprop optimizer for both MARL algorithms instead of the often-used Adam because we observed a significant performance improvement in both cases. The momentum-based Adam is probably not well suited for MARL since the momentum is derived from older data, where the competing agents had different behavior and therefore are outdated. However, the exact reason is out-of-scope here.

In a competitive MARL problem, the agents' reward is not suitable to measure the training success. For example, in a market environment, decreasing rewards (profits) can be expected during training, because agents must underbid each other to make any profit. Therefore, we utilize regret as a metric to measure the MARL algorithm's success in

approximating a NE [9]. The regret ψ is defined as the maximum possible reward r^* minus the actual reward r :

$$\psi = r^* - r \quad (25)$$

If the total regret of all agents is zero, no agent has an incentive to change strategies, which defines a NE [9]. However, regret can also serve as a distance metric for how well the NE was approximated. That enables the comparison of algorithms regarding their ability to approximate the NE.

Usually, the optimal reward required to compute the regret is unknown. However, since all agents have only one action, we can apply a simple heuristic: First, we store the current bids of all agents A after training. Second, for agent a , we sample some equidistant bids in the full bid range $[0, p_{\max}]$ and calculate the agent's profit with the OPF market clearing. Third, we iteratively perform a local search around the current best bid until convergence. Fourth, we calculate the regret for agent a with equation (25). We repeat steps two to four for each agent and calculate the total regret Ψ :

$$\Psi = \sum_{a \in A} \psi_a \quad (26)$$

To account for the variety of different system states, we perform this test 50 times for different states and compute the average for evaluation of the training.

VII. RESULTS

To investigate the performance of the proposed concepts, we apply M-MADDPG and basic MADDPG to the MARL bidding scenario presented in section IV. To investigate the influence of the number of agents, we apply both algorithms to variations of the same scenario with 10, 20, 30, and 40 agents, with 30 and 40 agents being higher than the previous state of the art. We repeat each training run 10 times to compensate for the stochasticity of RL training [21]. All experiments are done on a DGX-1 deep learning server.

We compare the resulting bidding behavior of both algorithms, their capability to minimize regret, the influence of the number of agents, and computation time until convergence. Fig. 3 shows the resulting average bidding behavior with both algorithms relative to the maximal bid p_{\max} by the example of the 40-agent case. We can observe two things: First, for both algorithms, the agents learn to bid slightly above their marginal costs of 0.1. Second, M-MADDPG converges significantly faster, smoother, and also to slightly lower average bids. Especially at the beginning, the agents immediately jump to bids around 0.2, which is close to the final result. Note that the training of M-MADDPG starts delayed, as discussed in section VI.

Fig. 4 visualizes the regret course over training for both algorithms for 10, 20, 30, and 40 agents. For this, we stopped the experiment regularly to perform the regret test described in section VI. Because the tests require many computationally expensive OPF calculations, the results are averaged over three runs this time.

Fig. 4 shows that both algorithms can minimize the total regret in all cases. Second, MADDPG results in significantly

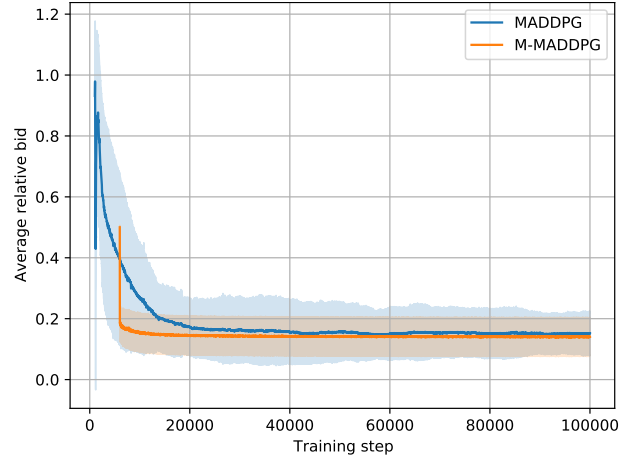


Fig. 3. Average bids and standard deviation of MADDPG and M-MADDPG agents over 100k training steps, averaged over 40 agents and 10 runs.

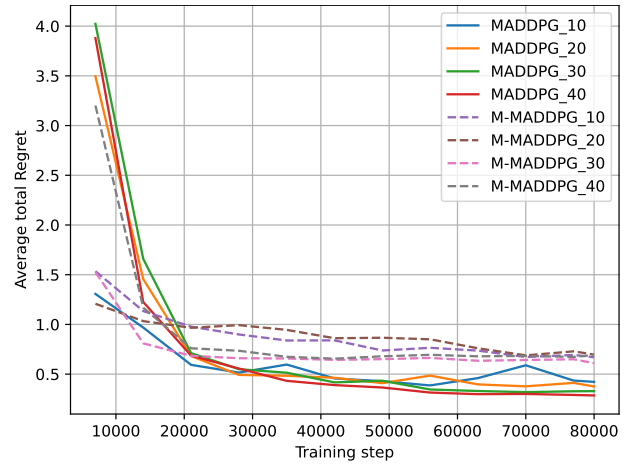


Fig. 4. Total regret of MADDPG and M-MADDPG over the training course. Averaged over 3 runs respectively.

lower final regret in all four cases. Third, the model-based M-MADDPG results in faster convergence again, and therefore lower regrets until about time step 20k, except for the case with 10 agents, where MADDPG is equally fast. Fourth, the convergence of MADDPG slows down the more agents are considered. For M-MADDPG, the opposite is true; more agents result in faster convergence.

Fig. 5 shows the final regret distribution after training for 100k steps of both algorithms for 10, 20, 30, and 40 agents with boxplots. As a baseline, we also visualize the regret distribution if all agents acted randomly. Again, MADDPG results in slightly lower regrets in all four cases. However, both algorithms significantly outperform the random baseline by a factor of about 10 to 20. Notice the broken y-scale to visualize the random baseline. Finally, we observe that the regret for both algorithms is highest in the 10-agent case.

Fig. 4 indicated faster convergence of M-MADDPG. Therefore, Fig. 6 shows the final regret after only 10k training steps. With shorter training, M-MADDPG consistently outperforms MADDPG by a factor of two to three. The exception is the 10-agent case again, where both algorithms result in roughly

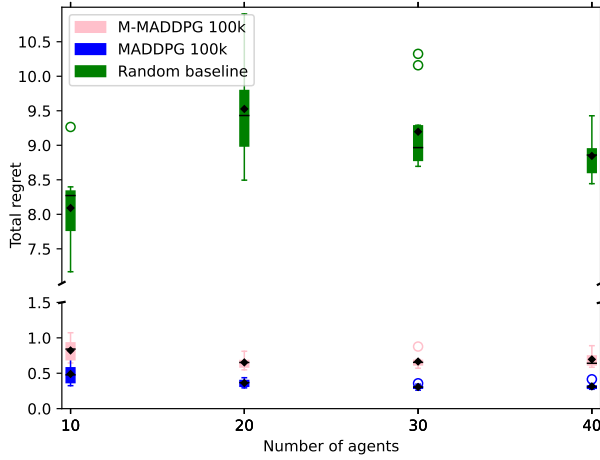


Fig. 5. Total regret after 100k training steps for MADDPG, M-MADDPG, and random bidding behavior for 10, 20, 30, 40 agents. Averaged over 10 runs respectively.

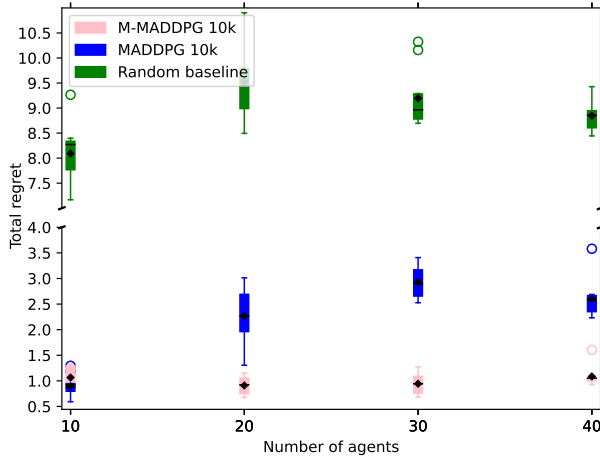


Fig. 6. Total regret after 10k training steps for MADDPG, M-MADDPG, and random bidding behavior for 10, 20, 30, 40 agents. Averaged over 10 runs respectively.

the same regret distribution. Even with shorter training, both algorithms significantly outperform the random baseline by a factor of three to nine.

One intended benefit of M-MADDPG was less computation time per training step. Tab. II shows the average training times of MADDPG to M-MADDPG for 100k training steps. The average training time is in the range of one to multiple days and increases together with the number of agents. M-MADDPG learns significantly faster than MADDPG in all cases, from four times faster for 40 agents to ten times faster for 10 agents. Considering that M-MADDPG also converged faster in all cases, the actual speed-up would be even higher if we interrupted training earlier, especially for high agent numbers. For example, the 40 agent runs in Fig. 4 converged at around 20k for M-MADDPG and 60k steps for MADDPG, resulting in a total speed-up factor of roughly $3 \cdot 4 = 12$ on average.

The speed-up in training time was achieved by adding a model to the MADDPG algorithm. That model was built by approximating the OPF for market clearing with RL. Since this

TABLE II
AVERAGE TRAINING TIME OF M-MADDPG AND MADDPG FOR 100K TRAINING STEPS FOR 10, 20, 30, AND 40 AGENTS.

Algorithm	Train time 10 agents	20 agents	30 agents	40 agents
MADDPG	73.5 h	89.74 h	111.92 h	143.74 h
M-MADDPG	7.5 h	13.2 h	21.66 h	34.58 h
Speed-up ratio	9.81	6.53	5.17	4.16

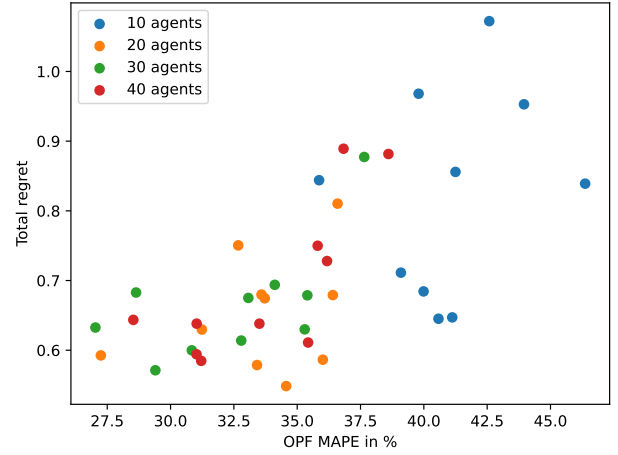


Fig. 7. Total regret after 100k training steps for M-MADDPG in relationship to the MAPE of the OPF approximation at the end of training. 40 samples are shown; 10 for each scenario with 10, 20, 30, and 40 agents respectively.

approximation is not perfect, we expect a correlation between the quality of OPF approximation and the resulting total regret. Fig. 7 shows a scatter plot of all 40 runs with M-MADDPG and 100k training steps. The mean absolute percentage error (MAPE) of the OPF approximation was computed by comparing the costs of the RL-OPF with the OPF solution from *pandapower*, averaged over 500 random data samples respectively. It lies in the range of about 27% to 46%. The data indicate a moderate to strong correlation between the MAPE of the OPF approximation and the resulting regret. The Spearman correlation is 0.67 with a p-value of $2.77 \cdot 10^{-6} < 0.05$, showing clear statistical significance.

VIII. DISCUSSION

Fig. 3 and 4 demonstrate that both algorithms, MADDPG and model-based M-MADDPG, lead to expected behavior in a competitive market situation. With both algorithms, the agents learn to bid lower and lower to underbid their competitors. And since all agents do this, the average bidding converges to a value slightly above their marginal costs, which is expected behavior in a pay-as-bid setting with imperfect competition [22]. This also explains why the regret decreases together with the bidding. Lower bidding of the agents decreases their potential for profit, even if their bid is accepted, and therefore reduces the regret as well. Again, this happens for all agents in parallel due to competition. We can conclude that both algorithms learn meaningful and expected market behavior. In both cases, the regret is reduced drastically below the random baseline, indicating a convergence to some NE. However, the total regret did not converge to exactly zero.

The two algorithms differ in speed of convergence and the final regret. M-MADDPG converges significantly faster and more stable, regarding bidding and regret. Since the fundamental learning algorithm remains the same as MADDPG, this can only be explained by the OPF model and the hardcoded market rules that the algorithm has access to. While MADDPG needs to explore first what good and bad actions are, M-MADDPG can learn meaningful behavior immediately, due to the model. The benefits of this faster learning even compensate for the delayed training start until the RL-OPF model is sufficiently trained.

The downside of M-MADDPG is that the final regret is worse than for MADDPG. Again, this can be explained by the learned model of M-MADDPG. Fig. 7 shows a noteworthy error of the RL-OPF compared to the actual optimal solutions. Since the actor NN of the RL-OPF is used directly to compute the gradients for the agent policies this error gets backpropagated into the agent policies. Because the market model is erroneous the resulting agent behavior is erroneous as well. This leads to a higher regret compared to MADDPG, which was trained with the *pandapower* OPF.

On the other hand, the learned RL-OPF resulted in a significant speed-up per training step. We already discussed that fewer training steps—i.e. interactions with the environment—are required until convergence of M-MADDPG. In addition, every interaction with the environment is faster because only a power flow calculation needs to be done, instead of an OPF calculation. Tab. II demonstrates the resulting speed-up of factor four to ten compared to MADDPG. The speed-up is especially big for low numbers of agents, because higher agent numbers shift the computational efforts more and more from environment computation to the optimization of the agent neural networks, which was not optimized in M-MADDPG. The combined speed-up of less training time per step and faster convergence is always around one order of magnitude. For small agent numbers, this effect is dominated by the step-wise speed-up, and for high agent number it is dominated by the faster convergence. Note that we performed all runs on CPUs only to allow for a fair comparison. Since M-MADDPG requires additional NN training and less extensive environment computation we expect the speed-up to be even higher if we utilized GPUs for training, because NN training benefits from GPU usage, while the OPF does not. In the following, we will summarize and discuss the benefits and drawbacks of the presented concepts, in comparison to MADDPG and also in general.

A. Benefits of M-MADDPG

Concept 1 of M-MADDPG was to replace the environment with an RL-learned surrogate model of the market, in this case, the OPF for pay-as-bid market clearing. The main benefit is the non-need for an actual OPF implementation. For example, if we wanted to repeat the experiments with uniform pricing, we could replace the reward definition and approximate a different RL-OPF. MADDPG, however, would require a completely different implementation of the OPF, because the utilized *pandapower* OPF cannot deal with the uniform pricing scheme.

Besides the reduced implementation time, M-MADDPG also results in faster training in two ways. First, since the OPF calculation in the environment is replaced by a trained neural network (Concept 1) the training time is reduced drastically. That effect is especially strong for low numbers of agents. Second, the model-based training results in faster convergence, because the agents know the market rules from the start (Concept 2) and because we can backpropagate through the model (Concept 3). This effect is stronger for larger number of agents.

The next benefit is the modularity of M-MADDPG. Since any other continuous DRL algorithm could be used instead of DDPG, that results in a modular algorithm, which benefits from all further advances in single-agent RL. In future research, DDPG can be replaced by a more advanced algorithm. This is reinforced by Fig. 7, which shows a correlation between the RL-OPF approximation and the final regret of M-MADDPG, which can be assumed to be a causal relationship. This way, M-MADDPG will automatically benefit from advances in single-agent RL research.

Finally, the concepts presented in section III-C are applicable to other use cases than the market bidding scenario presented here. Instead of learning the OPF, any heavy computation in the environment can be approximated by neural networks to speed up training. The hardcoding of (parts of) the reward function (Concept 2) is also possible in other scenarios.

B. Drawbacks of M-MADDPG

The main drawback of using the learned RL-OPF model for training the market agents is that all errors in the model get backpropagated. A non-perfect model will also result in non-optimal learning of the agents, sometimes because they receive wrong signals, sometimes because they can exploit errors in the RL-OPF market model. Fig. 5 shows that the resulting regret is still in the same range as the MADDPG results. However, the error is noteworthy and statistically significant.

Further, M-MADDPG suffers from unsolved problems in RL-OPF approximation. For example, it is still unclear how to adhere to hard-constraints of the OPF with RL methods, which is why we used penalties as soft-constraints here, as it is state of the art, e.g., used in [23]–[25]. However, the soft-constraints change the properties of the OPF, e.g., the grid operator is not forced to achieve constraint satisfaction with its actions. Therefore, the M-MADDPG agents are not able to exploit these constraints with their bidding behavior, e.g., by systematically bidding higher in high load situations. We assume that the non-existence of hard-constraints in the RL-OPF is one of the main reasons for the higher regret compared to base MADDPG.

IX. CONCLUSIONS

We applied MARL to learn the market behavior of up to 40 market participants in an energy market setting. For that, we presented multiple concepts of how domain knowledge can be added to basic MARL algorithms by the example of MADDPG. We published our market environment together

with all other source code to serve as a benchmark for further advances in the energy market bidding problem.³

With our work, we increase the state of the art of applying MARL to the energy market bidding problem from 24 to 40 agents. Further, we use drastically more complex training data by using non-repeating data from a whole year instead of only a single week, which was the previous state of the art. This way, application to some real-world scenarios may be possible soon, e.g., local markets with few market participants.

Our model-based approach M-MADDPG speeds up training drastically and also makes an implementation of an OPF for training unnecessary. Both the basic MADDPG and our M-MADDPG converged to meaningful market behavior and reduced the regret metric drastically compared to the baseline. However, neither algorithm achieved regret of exactly zero, which would characterize a Nash-equilibrium. This suggests that more research is required to apply the MARL method to non-trivial bidding scenarios.

In the long term, the approach of learning market behavior with MARL is applicable to market design, modeling of energy markets and their participants, and investigation of manipulative strategies and their respective countermeasures. Because of the drastic speed-up, our ideas are especially applicable if an optimization or some other heavy computation is required in the environment. For example, further applications could be re-dispatch markets or reactive power markets, which are usually cleared by an OPF as well. Especially the application in market design seems promising. M-MADDPG is fast and does not require an explicit market implementation, which allows for rapid simulation of diverse market design variants. This way, the markets can be evaluated and compared regarding their ability to yield desired behavior of the market participants. Note that for such practical analyses, no exact Nash-equilibrium is required. Instead, realistic market behavior of the participants is sufficient for evaluation.

We performed all our training runs on a DGX-1 with 80 cores. Still, we reached its performance limits several times, mainly because of the MADDPG experiments with hundreds of thousands of OPF calculations. This further reinforces the importance of this kind of research to use domain knowledge to speed up agent training.

REFERENCES

- [1] S. Prabhakar Karthikeyan, I. Jacob Raglend, and D. P. Kothari, "A review on market power in deregulated electricity market," *International Journal of Electrical Power & Energy Systems*, vol. 48, pp. 139–147, 2013.
- [2] T. Wolgast, E. M. Veith, and A. Nieße, "Towards reinforcement learning for vulnerability analysis in power-economic systems," *Energy Informatics*, vol. 4, no. S3, 2021.
- [3] Lion Hirth and Ingar Schlecht, "Market-Based Redispatch in Zonal Electricity Markets: Inc-Dec Gaming as a Consequence of Inconsistent Power Market Design (not Market Power)," Kiel, Hamburg. [Online]. Available: <http://hdl.handle.net/10419/194292>
- [4] Y. Ye, D. Qiu, M. Sun, D. Papadaskalopoulos, and G. Strbac, "Deep Reinforcement Learning for Strategic Bidding in Electricity Markets," *IEEE Transactions on Smart Grid*, vol. 11, no. 2, pp. 1343–1355, 2020.
- [5] Y. Ye, D. Qiu, J. Li, and G. Strbac, "Multi-Period and Multi-Spatial Equilibrium Analysis in Imperfect Electricity Markets: A Novel Multi-Agent Deep Reinforcement Learning Approach," *IEEE Access*, vol. 7, pp. 130 515–130 529, 2019.
- [6] N. Rashedi, M. A. Tajeddini, and H. Kebriaei, "Markov game approach for multi-agent competitive bidding strategies in electricity market," *IET Generation, Transmission & Distribution*, vol. 10, no. 15, pp. 3756–3763, 2016.
- [7] Y. Du, F. Li, H. Zandi, and Y. Xue, "Approximating Nash Equilibrium in Day-ahead Electricity Market Bidding with Multi-agent Deep Reinforcement Learning," *Journal of Modern Power Systems and Clean Energy*, vol. 9, no. 3, pp. 534–544, 2021.
- [8] J. Schrittwieser, I. Antonoglou, T. Hubert, K. Simonyan, L. Sifre, S. Schmitt, A. Guez, E. Lockhart, D. Hassabis, T. Graepel, T. Lillicrap, and D. Silver, "Mastering Atari, Go, chess and shogi by planning with a learned model," *Nature*, vol. 588, no. 7839, pp. 604–609, 2020.
- [9] Y. Yang and J. Wang, "An Overview of Multi-Agent Reinforcement Learning from Game Theoretical Perspective," 2020.
- [10] Yanchang Liang, Chunlin Guo, Zhaohao Ding, and Huichun Hua, "Agent-Based Modeling in Electricity Market Using Deep Deterministic Policy Gradient Algorithm," *IEEE Transactions on Power Systems*, 2020.
- [11] X. Gao, K. W. Chan, S. Xia, X. Zhang, K. Zhang, and J. Zhou, "A Multiagent Competitive Bidding Strategy in a Pool-Based Electricity Market With Price-Maker Participants of WPPs and EV Aggregators," *IEEE Transactions on Industrial Informatics*, vol. 17, no. 11, pp. 7256–7268, 2021.
- [12] Z. Zhu, K. W. Chan, S. Bu, S. W. Or, X. Gao, and S. Xia, "Analysis of Evolutionary Dynamics for Bidding Strategy Driven by Multi-Agent Reinforcement Learning," *IEEE Transactions on Power Systems*, vol. 36, no. 6, pp. 5975–5978, 2021.
- [13] J. Duan, H. Li, X. Zhang, R. Diao, B. Zhang, D. Shi, X. Lu, Z. Wang, and S. Wang, "A Deep Reinforcement Learning Based Approach for Optimal Active Power Dispatch," in *Grid modernization for energy revolution*. Piscataway, NJ: IEEE, 2019, pp. 263–267.
- [14] W. Chen, S. Park, M. Tanneau, and P. Van Hentenryck, "Learning optimization proxies for large-scale security-constrained economic dispatch," *Electric Power Systems Research*, vol. 213, p. 108566, 2022.
- [15] Hongyue Zhen, Zhai Hefeng, Ma Weizhe, Ligang Zhao, Weng Yixuan, Xu Yuan, Shi Jun, and He Xiaofeng, "Design and tests of reinforcement-learning-based optimal power flow solution generator," *Energy Reports*, 2021.
- [16] Zhenqi Wang, J. Menke, F. Schäfer, M. Braun, and Alexander Scheidler, "Approximating multi-purpose AC optimal power flow with reinforcement trained Artificial Neural Network," *Energy and AI*, 2021.
- [17] T. P. Lillicrap, J. J. Hunt, A. Pritzel, N. Heess, T. Erez, Y. Tassa, D. Silver, and D. Wierstra, "Continuous control with deep reinforcement learning." [Online]. Available: <https://arxiv.org/pdf/1509.02971>
- [18] R. Lowe, Y. WU, A. Tamar, J. Harb, O. Pieter Abbeel, and I. Mordatch, "Multi-agent actor-critic for mixed cooperative-competitive environments," in *Advances in Neural Information Processing Systems*, I. Guyon, U. V. Luxburg, S. Bengio, H. Wallach, R. Fergus, S. Vishwanathan, and R. Garnett, Eds., vol. 30. Curran Associates, Inc., 2017.
- [19] L. Thurner, A. Scheidler, F. Schäfer, J.-H. Menke, J. Dollichon, F. Meier, S. Meinecke, and M. Braun, "pandapower - an Open Source Python Tool for Convenient Modeling, Analysis and Optimization of Electric Power Systems," *IEEE Transactions on Power Systems*, 2018.
- [20] S. Meinecke, D. Sarajlić, S. R. Drauz, A. Klettke, L.-P. Lauen, C. Rehtanz, A. Moser, and M. Braun, "SimBench—A Benchmark Dataset of Electric Power Systems to Compare Innovative Solutions Based on Power Flow Analysis," *Energies*, vol. 13, no. 12, p. 3290, 2020.
- [21] P. Henderson, R. Islam, P. Bachman, J. Pineau, D. Precup, and D. Meger, "Deep Reinforcement Learning That Matters," *Proceedings of the AAAI Conference on Artificial Intelligence*, vol. 32, no. 1, 2018. [Online]. Available: <https://ojs.aaai.org/index.php/AAAI/article/view/11694>
- [22] H. Haghghat, H. Seifi, and A. R. Kian, "Pay-as-bid versus marginal pricing: The role of suppliers strategic behavior," *International Journal of Electrical Power & Energy Systems*, vol. 42, no. 1, pp. 350–358, 2012.
- [23] Yuhao Zhou, Wei-Jen Lee, Ruisheng Diao, and Di Shi, "Deep Reinforcement Learning Based Real-Time AC Optimal Power Flow Considering Uncertainties," *Journal of Modern Power Systems and Clean Energy*, 2021.
- [24] J. H. Woo, L. Wu, J.-B. Park, and J. H. Roh, "Real-Time Optimal Power Flow Using Twin Delayed Deep Deterministic Policy Gradient Algorithm," *IEEE Access*, vol. 8, pp. 213 611–213 618, 2020.
- [25] Z. Yan and Y. Xu, "Real-Time Optimal Power Flow: A Lagrangian Based Deep Reinforcement Learning Approach," *IEEE Transactions on Power Systems*, vol. 35, no. 4, pp. 3270–3273, 2020.

³URL to the code and data repositories will be added upon publication