

---

# UPPER BOUNDS ON OVERSHOOT IN SIR MODELS WITH NONLINEAR INCIDENCE

---

**Maximilian M. Nguyen**

Lewis-Sigler Institute

Princeton University

Princeton, NJ 08544

mmnguyen@princeton.edu

June 2, 2023

## ABSTRACT

We expand the analytical calculation of epidemic overshoot in SIR models to account for nonlinear incidence terms of the form  $\beta f(S)g(I)$ . We lay out the general procedure for the calculation and then analyze the restrictions there must be on the form of the nonlinear incidence terms in order to perform the calculation. We show why the infected fraction must enter linearly into the incidence term, whereas the susceptible fraction can enter more generically, including non-monotonically. We demonstrate the procedure for calculating the overshoot bound by working through several examples of different classes of nonlinear incidence terms, including exponential, invertible polynomials, and trigonometric functions.

## Introduction

Compartmental models have been an invaluable tool for analyzing the dynamics of epidemics for the last century. The SIR variation of the model is one of the most popular due to its relative simplicity and has received a lot of attention in both the academic literature and the public health arena [1]. The most basic form of the SIR model assumes a bilinear incidence rate  $\beta SI$  for the growth term of the infected compartment, with transmissibility parameter  $\beta$  and first-order (i.e. linear) with respect to the fraction of population that is susceptible ( $S$ ) and infected ( $I$ ).

A significant body of work in the literature has been done to generalize this incidence term into more complicated forms [6, 5, 2, 8, 3, 4]. This allows for the consideration of models with more biological complexity and realism. Factors such as network effects, seasonality, and non-pharmaceutical interventions are known to give rise to more complex dynamics. Recent work has illustrated a general mathematical path to calculate the upper bound on epidemic overshoot in the SIR model [7]. The overshoot quantifies the number of individuals that become infected after the prevalence peak of infections occur. In more colloquial terms, it gives the damage caused by the epidemic after the peak. Here we investigate what happens when we calculate overshoot when considering incidence terms beyond the simple bilinear case.

The equations of the SIR model are given as follows with generic incidence term  $\beta f(S)g(I)$ , where  $f(S)$  and  $g(I)$  are unspecified functions.

$$\frac{dS}{dt} = -\beta f(S)g(I) \quad (1)$$

$$\frac{dI}{dt} = \beta f(S)g(I) - \gamma I \quad (2)$$

$$\frac{dR}{dt} = \gamma I \quad (3)$$

where  $S, I, R \in [0, 1]$  are the fractions of the population that are susceptible, infected, and recovered respectively,  $\beta, \gamma \in \mathbb{R}_{>0}$  are positive-definite rate parameters for transmission and recovery respectively.

For the SIR model, the overshoot is given by the following equation:

$$\text{Overshoot} = S_{t^*} - S_\infty \quad (4)$$

where  $S_{t^*}$  is the fraction of susceptibles at the time of the prevalence peak,  $t^*$ , and  $S_\infty$  is the fraction of susceptibles at the end of the epidemic. To solve this equation, the easiest approach is to derive an equation for  $S_{t^*}$  in terms of only  $S_\infty$  and parameters. We do this by first setting (2) equal to 0 and solving for the critical susceptible fraction  $S_{t^*}$ .

$$\frac{dI}{dt} = 0 = \beta f(S_{t^*})g(I_{t^*}) - \gamma I_{t^*} \quad (5)$$

By using the usual definition for the basic reproduction number,  $R_0 \equiv \frac{\beta}{\gamma}$ , we obtain the following equation for  $S_{t^*}$ .

$$S_{t^*} = f^{-1}\left(\frac{I_{t^*}}{g(I_{t^*})} \frac{1}{R_0}\right)$$

We can see from this equation that  $S_{t^*}$  will have  $I$  dependence unless  $g(I_{t^*}) = I_{t^*}$ . Thus to make what follows analytically tractable, let us assume  $g(I_{t^*}) = I_{t^*}$ . We will provide even stronger justification why  $g(I)$  must take this form later in the results. This assumption of  $g(I_{t^*}) = I_{t^*}$  reduces the above equation to the following.

$$S_{t^*} = f^{-1}\left(\frac{1}{R_0}\right) \quad (6)$$

Taking this equation for  $S_{t^*}$  (6) and the overshoot formula (4), we obtain:

$$\text{Overshoot} = f^{-1}\left(\frac{1}{R_0}\right) - S_\infty \quad (7)$$

Thus the main challenge now becomes a problem of finding an equation for  $R_0$  and the inverse function  $f^{-1}$ . Based on the results originally derived by Nguyen et. al. [7], the following outlines the general steps for calculating the maximal overshoot for a SIR model:

- A. Take the ratio of  $\frac{dI}{dt}$  and  $\frac{dS}{dt}$ . Integrate the resulting ratio. Ideally, the integration yields a conserved quantity.
- B. Evaluate the equation for the conserved quantity at the beginning of the epidemic ( $t = 0$ ) and the end of the epidemic ( $t = \infty$ ) using initial conditions and asymptotic values. Then, rearrange the resulting equation for  $\frac{1}{R_0}$ .
- C. Find the form for the inverse function,  $f^{-1}$ .
- D. Combine the equations for  $\frac{1}{R_0}$  and  $f^{-1}$  with the overshoot equation.
- E. Maximize the resulting overshoot equation by taking the derivative of the equation with respect to  $S_\infty$  and setting the equation to 0 to find the extremal point  $S_\infty^*$ . This step usually leads to a transcendental equation for  $S_\infty^*$ , which can be solved numerically.
- F. Use the maximizing  $S_\infty^*$  value in the overshoot equation to calculate the corresponding maximal overshoot.
- G. Calculate the corresponding  $R_0^*$  using  $S_\infty^*$  and the  $\frac{1}{R_0}$  equation.

Thus, the analytical exploration of nonlinear incidence terms of the type  $\beta f(S)g(I)$  is reduced to exploring different forms of  $f(S)$ .

## Results

The first step is to rule out what forms for the incidence term will not work with the procedure outlined above.

### Restrictions on $g(I)$

We now show the principle reason why we require  $g(I) = I$ . We can see from calculating Step A. in (8) that any incidence term that does not take the form  $g(I) = aI$ ,  $a \in \mathbb{R}$ , where  $a$  is a real scalar, will not work for the purpose of analytically calculating overshoot.

$$\text{Step A.: } \frac{\frac{dI}{dt}}{\frac{dS}{dt}} = \frac{\beta f(S)g(I) - \gamma I}{-\beta f(S)g(I)} = -1 + \frac{I}{R_0 f(S)g(I)} \quad (8)$$

Any deviation from that form results in  $I$  in the numerator and the denominator not completely cancelling out which will result in having to integrate  $I$  with respect to  $S$ , which we will not be able to do analytically. Therefore,  $I$  must enter linearly into the incidence term. Since  $a$  can be absorbed into the  $\beta$  parameter, all possible incidence terms for the purpose of calculating overshoot analytically will take the form  $\beta \cdot f(S) \cdot I$ .

### Restrictions on $f(S)$

We now turn to what restrictions there are on the form of  $f(S)$ . We start first with the two boundary conditions for  $S$ . First, we must enforce that:

$$f(S = 0) = 0 \quad (9)$$

Otherwise, since  $I$  does not have such a restriction, violating this condition leaves open the possibility of having  $\frac{dS}{dt}$  (1) be non-zero when the number of susceptibles is zero, which is not realistic.

For the second boundary condition, we must have that:

$$f(S = 1) > \frac{\gamma}{\beta} = \frac{1}{R_0} \quad (10)$$

This is obtained by inspecting  $\frac{dI}{dt}$  (2) and ensuring that the incidence term  $\beta f(S)g(I)$  is larger than the recovery term  $\gamma I$  at  $t = 0$ . Otherwise, the epidemic never starts. Assuming  $I_0$  is sufficiently small, then  $S$  is approximately 1 at  $t = 0$ .

Beyond the boundary conditions, an obvious requirement is that  $f(S)$  should be a continuous function. In order to be able to calculate the maximal overshoot analytically, the function should be integratable with respect to  $S$  and should also have a closed-form inverse  $f^{-1}$ . As we will demonstrate, non-monotonic functions for  $f(S)$  are possible.

For  $f(S)$ , the following examples are constructed using basic functions that satisfy the above criteria:

1.  $\exp(S) - 1$
2. Invertible polynomials of  $S$
3.  $\sin(aS)$

Conversely, there are many examples of functions that would not work. An example that satisfies the boundary conditions but that does not have a closed form inverse is  $f(S) = \log(S + 1)$ . While similar to examples listed, the following violate the boundary conditions:  $\exp(S)$ ,  $\log(S)$ ,  $\cos(S)$ . Examples that violate conditions of continuity include step functions of  $S$  or  $f(S)$  with cusps.

### Deriving Maximal Overshoot for Various $f(S)$

We now take these examples of allowable  $f(S)$  and apply the whole procedure previously outlined for finding the maximal overshoot.

#### Example 1: $f(S) = \exp(S) - 1$

First we will consider the exponential form. This produces an incidence term that grows slightly faster than the original bilinear incidence term, and so might be relevant in situations where there are network effects. We start at Step A. by solving for the rate of change of  $I$  as a function of  $S$  by taking the ratio of  $\frac{dI}{dt}$  and  $\frac{dS}{dt}$ .

$$\frac{dI}{dS} = -1 + \frac{1}{R_0(e^S - 1)} \quad (11)$$

from which it follows on integration using the substitution  $u = e^S$  that  $I + S + \frac{S - \ln|e^S - 1|}{R_0}$  is constant along all trajectories.

For Step B., consider the conserved quantity at both the beginning ( $t = 0$ ) and end ( $t = \infty$ ) of the epidemic.

$$I_0 + S_0 + \frac{S_0 - \ln|e^{S_0} - 1|}{R_0} = I_\infty + S_\infty + \frac{S_\infty - \ln|e^{S_\infty} - 1|}{R_0}$$

hence

$$\frac{1}{R_0} = \frac{I_\infty + S_\infty - I_0 - S_0}{S_0 - S_\infty + \ln\left(\frac{|e^{S_\infty} - 1|}{|e^{S_0} - 1|}\right)} \quad (12)$$

We use the initial conditions:  $S_0 = 1 - \epsilon$  and  $I_0 = \epsilon$ , where  $\epsilon$  is the (infinitesimally small) fraction of initially infected individuals. We use the standard asymptotic of the SIR model that there are no infected individuals at the end of an SIR epidemic:  $I_\infty = 0$ . This yields:

$$\frac{1}{R_0} = \frac{S_\infty - 1}{1 - S_\infty + \ln\left(\frac{|e^{S_\infty} - 1|}{\epsilon - 1}\right)} \quad (13)$$

For Step C., we find the inverse of  $f$ .

$$f(x) = e^S - 1 \implies f^{-1}(x) = \ln(x + 1) \quad (14)$$

For Step D., we substitute the expression for  $\frac{1}{R_0}$  (13) and  $f^{-1}$  (14) into the overshoot equation (7).

$$Overshoot = \ln\left(\frac{\ln\left(\frac{|e^{S_\infty} - 1|}{e - 1}\right)}{1 - S_\infty + \ln\left(\frac{|e^{S_\infty} - 1|}{e - 1}\right)}\right) - S_\infty \quad (15)$$

For Step E., differentiation of both sides with respect to  $S_\infty$  and setting the equation to zero to solve for the critical  $S_\infty^*$  yields:

$$0 = \left(\frac{\ln\left(\frac{|e^{S_\infty^*} - 1|}{e - 1}\right)}{1 - S_\infty^* + \ln\left(\frac{|e^{S_\infty^*} - 1|}{e - 1}\right)}\right)^{-1} \left(\frac{(1 - S_\infty^* + \ln\left(\frac{|e^{S_\infty^*} - 1|}{e - 1}\right)) \cdot \left(\left(\frac{|e^{S_\infty^*} - 1|}{e - 1}\right)^{-1} \frac{e^{S_\infty^*}}{e - 1}\right) - \left(\ln\left(\frac{|e^{S_\infty^*} - 1|}{e - 1}\right)\right) \cdot \left(-1 + \left(\frac{|e^{S_\infty^*} - 1|}{e - 1}\right)^{-1} \frac{e^{S_\infty^*}}{e - 1}\right)}{(1 - S_\infty^* + \ln\left(\frac{|e^{S_\infty^*} - 1|}{e - 1}\right))^2}\right) - 1 \quad (16)$$

Since  $e^S - 1$  is positive semi-definite over the unit interval for  $S$ , dropping the absolute value symbols and simplifying yields:

$$\ln\left(\frac{e^{S_\infty^*} - 1}{e - 1}\right) \left(\ln\left(\frac{e^{S_\infty^*} - 1}{e - 1}\right) - S_\infty^*\right) = (1 - S_\infty^*) \left(\frac{e^{S_\infty^*}}{e^{S_\infty^*} - 1}\right)$$

which admits both a trivial solution ( $S_\infty^* = 1$ ) and the solution  $S_\infty^* = 0.1663\dots$ .

For Step F., using the non-trivial solution for  $S_\infty^*$  in the overshoot equation (15) to obtain the value of the maximal overshoot for this model,  $Overshoot^*|_{\beta(e^S - 1)I}$  yields:

$$Overshoot^*|_{\beta(e^S - 1)I} = 0.2963\dots \quad (17)$$

Thus, the maximal overshoot for incidence functions of the form  $\beta(e^S - 1)I$  is 0.296...

For Step G., we can calculate the corresponding  $R_0^*$  using  $S_\infty^*$  and (13).

$$R_0^*|_{\beta(e^S - 1)I} = 1.7 \quad (18)$$

This result is verified numerically in Figure 1.

### Example 2: $f(S) = \text{Invertible Polynomials of } S$

Next consider, let us consider invertible polynomials. Having access to large degree polynomials will allow us to make arbitrarily sharp incidence terms. While the set of invertible polynomials is a relatively small subset of all polynomials, it still contains an infinitely large number of possible functions. Because the procedure will require integration of  $f(S)$  while it is in the denominator, the algebraic details of doing this for higher-order polynomials with lower-order terms can quickly become cumbersome. So let us illustrate a test case using just the leading term of a generic cubic function. Let  $f(S) = aS^3$ , where  $a \in \mathbb{R}$ .

We start at Step A. by solving for the rate of change of  $I$  as a function of  $S$  by taking the ratio of  $\frac{dI}{dt}$  and  $\frac{dS}{dt}$ .

$$\frac{dI}{dS} = -1 + \frac{1}{R_0 a S^3} \quad (19)$$

from which it follows on integration that  $I + S + \frac{1}{2R_0 a S^2}$  is constant along any trajectory.

For Step B., consider the conserved quantity at both the beginning ( $t = 0$ ) and end ( $t = \infty$ ) of the epidemic.

$$I_0 + S_0 + \frac{1}{2R_0 a S_0^2} = I_\infty + S_\infty + \frac{1}{2R_0 a S_\infty^2}$$

hence

$$\frac{1}{R_0} = (I_\infty + S_\infty - I_0 - S_0) \frac{2a(S_0 S_\infty)^2}{S_\infty^2 - S_0^2} \quad (20)$$

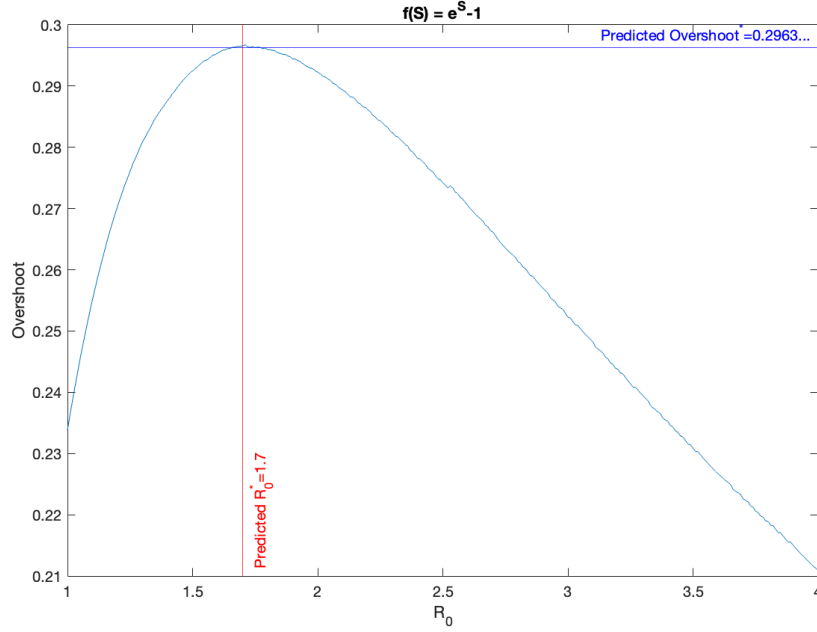


Figure 1: The overshoot as a function of  $R_0$  for an SIR model with nonlinear incidence term of  $\beta(e^S - 1)I$ . The horizontal line for  $Overshoot^*$  in dark blue and the vertical line in red given by  $R_0^* = 1.7$  are the theoretical predictions given by the calculations in the text. The curve is obtained from numerical simulations.

Using the initial conditions ( $S_0 = 1 - \epsilon$  and  $I_0 = \epsilon$ , where  $\epsilon \ll 1$ ) and asymptotic condition ( $I_\infty = 0$ ) yields:

$$\frac{1}{R_0} = \frac{2aS_\infty^2}{S_\infty + 1} \quad (21)$$

For Step C., we find the inverse of  $f$ .

$$f(x) = ax^3 \implies f^{-1}(x) = \left(\frac{x}{a}\right)^{1/3} \quad (22)$$

For Step D., we substitute the expression for  $\frac{1}{R_0}$  (21) and  $f^{-1}$  (22) into the overshoot equation (7).

$$Overshoot = \left(\frac{2S_\infty^2}{S_\infty + 1}\right)^{1/3} - S_\infty \quad (23)$$

For Step E., differentiation with respect to  $S_\infty$  and setting the equation to zero to solve for the critical  $S_\infty^*$  yields:

$$0 = \frac{1}{3} \left(\frac{2S_\infty^2}{S_\infty + 1}\right)^{-2/3} \left(\frac{(S_\infty^* + 1) \cdot 4S_\infty^* - 2S_\infty^{*2} \cdot 1}{(S_\infty^* + 1)^2}\right) - 1 \quad (24)$$

whose solution is  $S_\infty^* = 0.310...$

For Step F., using  $S_\infty^*$  in the overshoot equation (23) to obtain the value of the maximal overshoot for this model,  $Overshoot^*|_{\beta(aS^3)I}$  yields:

$$Overshoot^*|_{\beta(aS^3)I} = 0.217... \quad (25)$$

Thus, the maximal overshoot for incidence functions of the form  $\beta(aS^3)I$  is 0.217...

For Step G., we can calculate the corresponding  $R_0^*$  using  $S_\infty^*$  and (21).

$$R_0^*|_{\beta(aS^3)I} = \frac{6.816...}{a} \quad (26)$$

This prediction of the maximal overshoot being independent of  $a$ , whereas the corresponding critical  $R_0$  is inversely proportional to  $a$  is verified numerical in Figure 2.

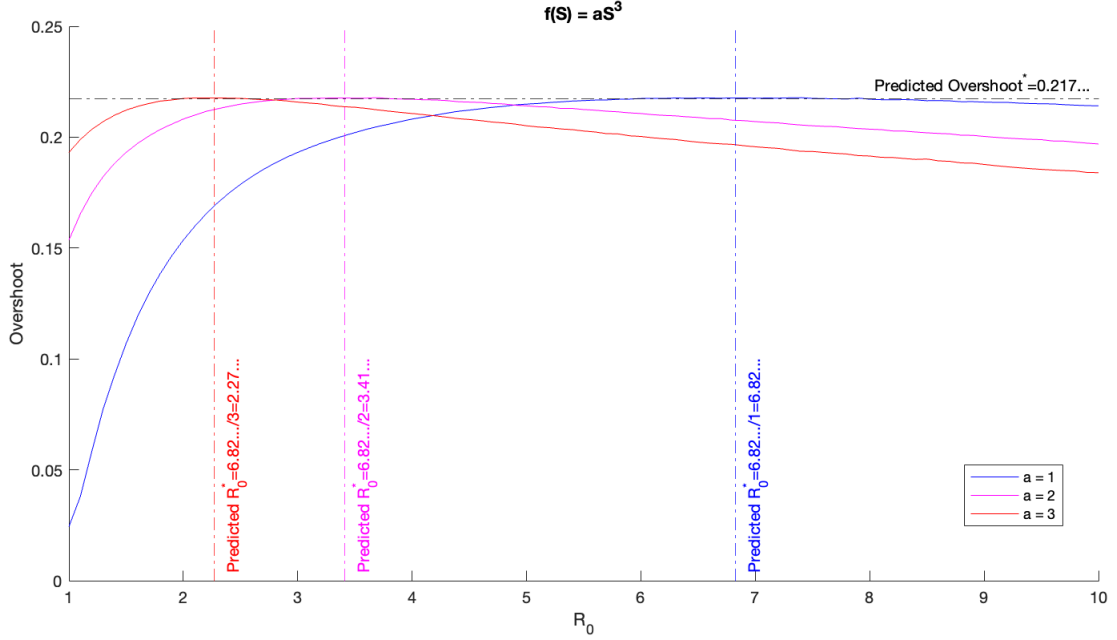


Figure 2: The overshoot as a function of  $R_0$  for an SIR model with nonlinear incidence term of  $\beta(aS^3)I$  for different values of  $a$ . The dashed horizontal line for  $Overshoot^*$  and the dashed vertical lines given by  $R_0^* = 1/a$  are the theoretical predictions given by the calculations in the text. The solid curves are obtained from numerical simulations using the value of the  $a$  parameter.

**Example 3:**  $f(S) = \sin(aS)$ ,  $a > 0$

We start at Step A. by solving for the rate of change of  $I$  as a function of  $S$  by taking the ratio of  $\frac{dI}{dt}$  and  $\frac{dS}{dt}$ .

$$\frac{dI}{dS} = -1 + \frac{1}{R_0 \sin(aS)}$$

from which it follows on integration using the substitution  $u = \csc(aS) + \cot(aS)$  that  $I + S + \frac{\ln|\csc(aS) + \cot(aS)|}{R_0 a}$  is constant along all trajectories.

For Step B., consider the conserved quantity at both the beginning ( $t = 0$ ) and end ( $t = \infty$ ) of the epidemic.

$$I_0 + S_0 + \frac{\ln|\csc(aS_0) + \cot(aS_0)|}{R_0 a} = I_\infty + S_\infty + \frac{\ln|\csc(aS_\infty) + \cot(aS_\infty)|}{R_0 a}$$

hence

$$\frac{1}{R_0} = (I_\infty + S_\infty - I_0 - S_0) \frac{a}{\ln \frac{|\csc(aS_0) + \cot(aS_0)|}{|\csc(aS_\infty) + \cot(aS_\infty)|}} \quad (27)$$

Using the initial conditions ( $S_0 = 1 - \epsilon$  and  $I_0 = \epsilon$ , where  $\epsilon \ll 1$ ) and asymptotic condition ( $I_\infty = 0$ ) yields:

$$\frac{1}{R_0} = \frac{a(S_\infty - 1)}{\ln \left( \frac{|\csc(a) + \cot(a)|}{|\csc(aS_\infty) + \cot(aS_\infty)|} \right)} \quad (28)$$

For Step C., we find the inverse of  $f$ .

$$f(x) = \sin(ax) \implies f^{-1}(x) = \frac{\arcsin(x)}{a} \quad (29)$$

For Step D., substituting the expression for  $\frac{1}{R_0}$  (28) and  $f^{-1}$  (29) into the overshoot equation (7) yields:

$$Overshoot = \frac{1}{a} \arcsin \left( \frac{a(S_\infty - 1)}{\ln \left( \frac{|\csc(a) + \cot(a)|}{|\csc(aS_\infty) + \cot(aS_\infty)|} \right)} \right) - S_\infty \quad (30)$$

For Step E., differentiation of both sides with respect to  $S_\infty$  and setting the equation to zero to solve for the critical  $S_\infty^*$  yields:

$$0 = \frac{1}{a} \left( \frac{1}{\sqrt{1 - \left( \frac{a(S_\infty^* - 1)}{\ln\left(\frac{|csc(a) + cot(a)|}{|csc(aS_\infty^*) + cot(aS_\infty^*)|}\right)}\right)^2}} \cdot \ln\left(\frac{|csc(a) + cot(a)|}{|csc(aS_\infty^*) + cot(aS_\infty^*)|}\right) \cdot a - a(S_\infty^* - 1) \cdot \frac{-|csc(a) + cot(a)| \cdot (-acot(aS_\infty^*)csc(aS_\infty^*) - acsc^2(aS_\infty^*))}{(|csc(aS_\infty^*) + cot(aS_\infty^*)|)^2} \cdot \frac{|csc(a) + cot(a)|}{|csc(aS_\infty^*) + cot(aS_\infty^*)|}} \right) - 1 \quad (31)$$

Solving this transcendental equation (31) requires first specifying the value of parameter  $a$ . For instance, specifying  $a = 1$  and solving the equation numerically yields  $S_\infty^* = 0.1648...$

For Step F., we use  $S_\infty^*$  in the overshoot equation (30) to obtain the value of the maximal overshoot for this model,  $Overshoot^*|_{\beta(\sin(aS))I}$ . For  $a = 1$ , we obtain:

$$Overshoot^*|_{\beta(\sin(S))I} = 0.2931... \quad (32)$$

Thus, the maximal overshoot for incidence functions of the form  $\beta(\sin(S))I$  is 0.293...

For Step G., we can calculate the corresponding  $R_0^*$  using  $S_\infty^*$  and (28).

$$R_0^*|_{\beta(\sin(S))I} = 2.262... \quad (33)$$

Now consider  $a = \frac{2\pi}{3}$ , which produces a non-monotonic  $f(S)$  over the unit interval (Figure 4a). Solving (31) for  $a = \frac{2\pi}{3}$  yields  $S_\infty^* = 0.1163...$ . Repeating Steps F. and G. when  $a = \frac{2\pi}{3}$  yields:

$$Overshoot^*|_{\beta(\sin(\frac{2\pi}{3}S))I} = 0.2529... \quad (34)$$

$$R_0^*|_{\beta(\sin(\frac{2\pi}{3}S))I} = 1.432... \quad (35)$$

This leads to the question of what the applicable domain of  $a$  is. The larger the value of  $a$ , the stronger the non-monotonicity of  $f(S)$  is (Figure 4a). We can first eliminate values based on the second boundary condition (10) which requires that  $f(S = 1) > \frac{1}{R_0}$ . Clearly that condition is violated if  $f(S = 1)$  is not positive, since  $\frac{1}{R_0}$  is always positive because  $\beta$  and  $\gamma$  are both positive-definite. Since  $f(S) = \sin(aS)$ , then  $f(S)$  is negative when  $a \in [\pi n, 2\pi n]$ ,  $n \in \mathbb{N}$ . Furthermore, since we have a formula for  $\frac{1}{R_0}$  using (28), we can set up the inequality explicitly.

$$f(S = 1) > \frac{1}{R_0}$$

$$\sin(a \cdot 1) > \frac{a(S_\infty - 1)}{\ln\left(\frac{|csc(a) + cot(a)|}{|csc(aS_\infty) + cot(aS_\infty)|}\right)}$$

Numerical calculation for the domain  $a \in (0, \pi)$  is shown in Figure 3. It is interesting that while the critical overshoot and  $S_\infty^*$  monotonically decrease with parameter  $a$  over this domain, the  $R_0^*$  dependence is not a monotonic function.

While the secondary boundary condition ( $f(S = 1) > \frac{1}{R_0}$ ) requires a positive-valued  $f(S = 1)$  at the beginning of the epidemic ( $S = 1, t = 0$ ), it makes no statements about the requirements for the allowable values of  $f(S = 1)$  at later points in time ( $t > 0$ ). Thus, can  $f(S)$  take on negative values later in the dynamics? We can make use of the  $f(S) = \sin(aS)$  form to explore this question on whether or not negative values for  $f(S)$  are allowed over the domain of  $0 \leq S < 1$ . This can be directly addressed by inspecting values of  $a > 2\pi$ . Let us then consider  $a = \frac{8\pi}{3}$ , which produces a non-monotonic  $f(S)$  that also includes negative-valued intervals over the  $S$  domain (Figure 4a). Solving (31) for  $a = \frac{8\pi}{3}$  yields  $S_\infty^* = 0.7791...$ . Repeating Steps F. and G. when  $a = \frac{8\pi}{3}$  yields:

$$Overshoot^*|_{\beta(\sin(\frac{8\pi}{3}S))I} = -0.687... \quad (36)$$

$$R_0^*|_{\beta(\sin(\frac{8\pi}{3}S))I} = 1.432... \quad (37)$$

We see there is a disagreement with the prediction for overshoot in this case. Numerically the simulations show that a valid epidemic occurs for this  $a$ , with an  $overshoot^*$  of 0.064 (Figure 4b, solid red curve). The  $S_\infty^*$  and  $R_0^*$  predicted by theory are both consistent with the numerical solution. However, the overshoot equation predicts a negative value, which is clearly not realistic nor aligns with the empirical result. It remains unclear on the explanation of this result.

These result for the different cases of  $f(S) = \sin(aS)$  are shown in Figure 4b.

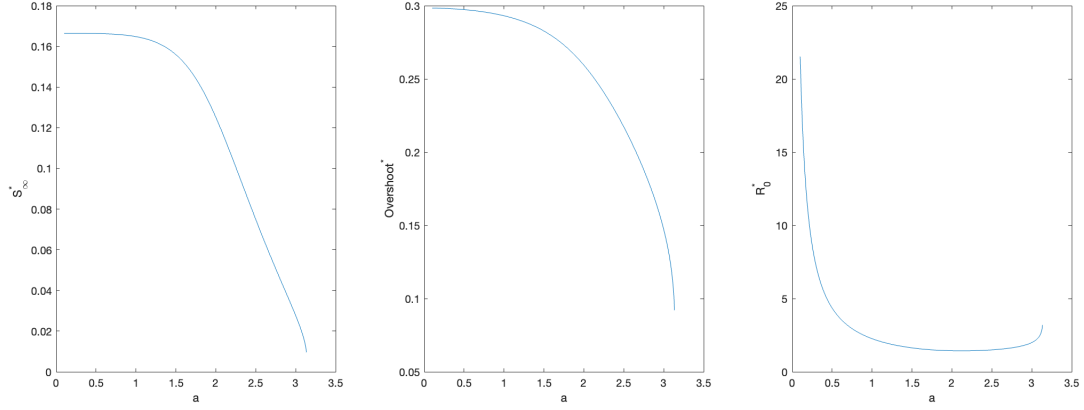


Figure 3: The calculations for maximal overshoot for an SIR model with a nonlinear incidence term  $f(S) = \sin(aS)$ , where  $0 < a < \pi$ . The corresponding  $S_\infty^*$  and  $R_0^*$  are also shown.

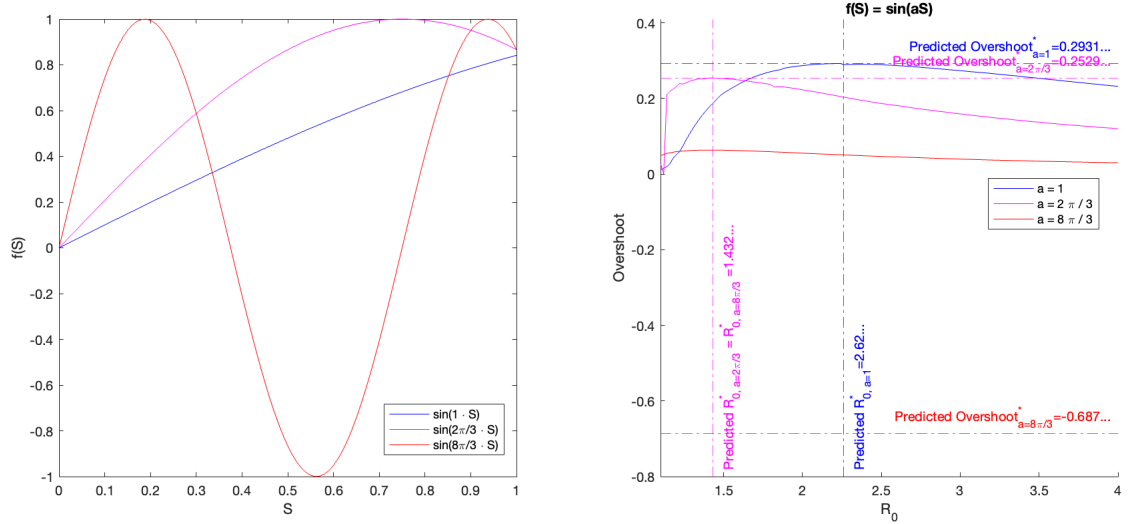


Figure 4: a)  $f(S) = \sin(aS)$  for different values of  $a$ . b) The overshoot as a function of  $R_0$  for an SIR model with nonlinear incidence term of  $\beta(\sin(aS))I$  for different values of  $a$ . The dashed horizontal lines for  $\text{Overshoot}^*$  and the dashed vertical lines for  $R_0^*$  are the theoretical predictions given by the calculations in the text. The solid curves are obtained from numerical simulations.

## Discussion

We have illustrated a general method to analytically find the maximal overshoot for generic nonlinear incidence terms. Starting with the general incidence term  $\beta f(S)g(I)$ , we have deduced what restrictions must be placed on the form of  $f(S)$  and  $g(I)$  to make an analytical calculation possible. As long as the conditions for a suitable  $f(S)$  are satisfied, in principle the maximal overshoot can be derived. However, in the examples shown, we have seen that even relatively simple forms for  $f(S)$  can quickly lead to complicated integrals and derivatives. For these examples, we have shown the predictions given by the theoretical calculations generally match the empirical results derived from numerical simulation. The last example of  $f(S) = \sin(aS)$  is particularly important because it can be used to probe the restrictions on the shape of  $f(S)$ . The case of  $a = \frac{2\pi}{3}$ ,  $f(S) = \sin(\frac{2\pi}{3}S)$  demonstrated that  $f(S)$  no longer had to be monotonic. However, it remains an open question on whether the calculation for maximal overshoot can be done for  $f(S)$  that contains a negative-valued interval when  $0 \leq S \leq 1$ . This was tested in the case of  $a = \frac{8\pi}{3}$ ,  $f(S) = \sin(\frac{8\pi}{3}S)$ . While the prediction for  $S_\infty^*$  and  $R_0^*$  matched the empirical result, the prediction for  $\text{overshoot}^*$  produced a non-realistic negative solution. Whether this is directly caused by  $f(S)$  being negative for certain values is not immediately clear.



and is an area worth exploring in future work. It will also be interesting to see if more complicated nonlinear interaction terms than the ones presented here can be derived. In addition, it will also be interesting to see how these nonlinear incidence terms interact when additional complexity is added to the SIR model, such as the addition of vaccinations or multiple subpopulations.

## References

- [1] Roy M. Anderson and Robert M. May. *Infectious Diseases of Humans: Dynamics and Control*. en. OUP Oxford, Aug. 1992. ISBN: 978-0-19-854040-3.
- [2] H. W. Hethcote and P. van den Driessche. “Some epidemiological models with nonlinear incidence”. en. In: *Journal of Mathematical Biology* 29.3 (Jan. 1991), pp. 271–287. ISSN: 1432-1416. DOI: 10.1007/BF00160539. URL: <https://doi.org/10.1007/BF00160539> (visited on 01/24/2023).
- [3] Yu Jin, Wendi Wang, and Shiwu Xiao. “An SIRS model with a nonlinear incidence rate”. en. In: *Chaos, Solitons & Fractals* 34.5 (Dec. 2007), pp. 1482–1497. ISSN: 0960-0779. DOI: 10.1016/j.chaos.2006.04.022. URL: <https://www.sciencedirect.com/science/article/pii/S0960077906003882> (visited on 01/24/2023).
- [4] Andrei Korobeinikov. “Global Properties of Infectious Disease Models with Nonlinear Incidence”. en. In: *Bulletin of Mathematical Biology* 69.6 (Aug. 2007), pp. 1871–1886. ISSN: 1522-9602. DOI: 10.1007/s11538-007-9196-y. URL: <https://doi.org/10.1007/s11538-007-9196-y> (visited on 01/24/2023).
- [5] Wei-min Liu, Herbert W. Hethcote, and Simon A. Levin. “Dynamical behavior of epidemiological models with nonlinear incidence rates”. en. In: *Journal of Mathematical Biology* 25.4 (Sept. 1987), pp. 359–380. ISSN: 1432-1416. DOI: 10.1007/BF00277162. URL: <https://doi.org/10.1007/BF00277162> (visited on 01/24/2023).
- [6] Wei-min Liu, Simon A. Levin, and Yoh Iwasa. “Influence of nonlinear incidence rates upon the behavior of SIRS epidemiological models”. en. In: *Journal of Mathematical Biology* 23.2 (Feb. 1986), pp. 187–204. ISSN: 1432-1416. DOI: 10.1007/BF00276956. URL: <https://doi.org/10.1007/BF00276956> (visited on 01/24/2023).
- [7] Maximilian M. Nguyen et al. “Fundamental Bound on Epidemic Overshoot in the SIR Model”. en. In: *Manuscript in Preparation* (2023). URL: <https://www.overleaf.com/project/636acfb3296ff4397a1092b2> (visited on 02/01/2023).
- [8] Shigui Ruan and Wendi Wang. “Dynamical behavior of an epidemic model with a nonlinear incidence rate”. en. In: *Journal of Differential Equations* 188.1 (Feb. 2003), pp. 135–163. ISSN: 0022-0396. DOI: 10.1016/S0022-0396(02)00089-X. URL: <https://www.sciencedirect.com/science/article/pii/S002203960200089X> (visited on 01/24/2023).

## Numerical Solutions and Code

Where needed, equations were solved numerically using the *ode45* numerical solver in *MATLAB*. Code for all sections can be provided upon request.

## Acknowledgements

The author would like to acknowledge generous funding support provided by the National Science Foundation (CCF1917819 and CNS-2041952), the Army Research Office (W911NF-18-1-0325), and a gift from the William H. Miller III 2018 Trust.

## Author Contributions

M.M.N. designed research, performed research, and wrote and reviewed the manuscript.