

---

# SEMI-SUPERVISED CONSTRAINED CLUSTERING: AN IN-DEPTH OVERVIEW, RANKED TAXONOMY AND FUTURE RESEARCH DIRECTIONS

---

 **Germán González-Almagro**

DaSCI Andalusian Institute  
DECSAI  
University of Granada  
Granada, Spain  
germangalmagro@ugr.es

**Daniel Peralta**

IDLab, Department of  
Information Technology  
Ghent University - imec  
Ghent, Belgium  
daniel.peralta@ugent.be

**Eli De Poorter**

IDLab, Department of  
Information Technology  
Ghent University - imec  
Ghent, Belgium  
eli.depoorter@ugent.be

**José-Ramón Cano**

DaSCI Andalusian Institute  
Dept. of Computer Science  
University of Jaén  
Jaén, Spain  
jrcano@ujaen.es

**Salvador García**

DaSCI Andalusian Institute  
DECSAI  
University of Granada  
Granada, Spain  
salvagl@decsai.ugr.es

March 2, 2023

## ABSTRACT

Clustering is a well-known unsupervised machine learning approach capable of automatically grouping discrete sets of instances with similar characteristics. Constrained clustering is a semi-supervised extension to this process that can be used when expert knowledge is available to indicate constraints that can be exploited. Well-known examples of such constraints are must-link (indicating that two instances belong to the same group) and cannot-link (two instances definitely do not belong together). The research area of constrained clustering has grown significantly over the years with a large variety of new algorithms and more advanced types of constraints being proposed. However, no unifying overview is available to easily understand the wide variety of available methods, constraints and benchmarks. To remedy this, this study presents in-detail the background of constrained clustering and provides a novel ranked taxonomy of the types of constraints that can be used in constrained clustering. In addition, it focuses on the instance-level pairwise constraints, and gives an overview of its applications and its historical context. Finally, it presents a statistical analysis covering 307 constrained clustering methods, categorizes them according to their features, and provides a ranking score indicating which methods have the most potential based on their popularity and validation quality. Finally, based upon this analysis, potential pitfalls and future research directions are provided.

**Keywords** Semi-supervised learning · Background knowledge · Pairwise instance-level constraints · Constrained clustering · Taxonomy

## 1 Introduction

Two major approaches characterize machine learning: supervised learning and unsupervised learning [1]. In supervised learning, the goal is to build a classifier or regressor that, trained with a set of examples (or instances)  $X$  and their corresponding output value  $Y$ , can predict the value of unseen inputs. In unsupervised learning, only the set of examples  $X$  is available, and no output value is provided. In the latter, the goal is to discover some underlying structure in  $X$ . For example, in unsupervised clustering the goal is to infer a mapping from the input to clusters (groups) of similar

---

instances. Generally, the set of examples  $X$  is known as the dataset, and the set of output values  $Y$  is known as the labels set.

Semi-Supervised Learning (SSL) [2] is the branch of machine learning that tries to combine the benefits of these two approaches. To do so, it makes use of both unlabeled data and labeled data, or other kinds expert knowledge. For example, when considering classification or regression, in addition to a set with labeled data, an additional set of unlabeled data may be available, which can contain valuable information. Similarly, when considering clustering problems, a smaller subset of labeled data (or other types of knowledge about the dataset) may be available. Generally, some kind of information that does not fit within the supervised or unsupervised learning paradigm may be available to perform machine learning tasks. Ignoring or excluding this information does not optimally use all available information, thus the need of SSL [3].

## 1.1 On the feasibility of semi-supervised learning

With regards to the applicability of SSL, a natural question arises [2]: in comparison with supervised and unsupervised learning, can SSL obtain better results? It could be easily inferred that the answer to this question is “yes”, otherwise neither this study nor all the cited before would exist. However, there is an important condition imposed for the answer to be affirmative: the distribution of instances in  $X$  must be representative of the true distribution of the data. Formally, the underlying marginal distribution  $p(X)$  over the input space must contain information about the posterior distribution  $p(Y|X)$ . Then, SSL is capable of making use of unlabeled data to obtain information about  $p(X)$  and, therefore, about  $p(Y|X)$  [3]. Luckily, this condition appears to be fulfilled in most real-world learning problems, as suggested by the wide variety of fields in which SSL is successfully applied. Nonetheless, the way in which  $p(X)$  and  $p(Y|X)$  are related is not always the same. This gives place to the SSL assumptions, introduced in [2] and formalized in [3]. A brief summary of these assumptions following [3] is presented, please refer to the cited studies for more details.

- **Smoothness assumption:** two instances that are close in the input space should have the same label.
- **Low-density assumption:** decision boundaries should preferably pass through low-density regions in space.
- **Manifold assumption:** in problems in which data can be represented in Euclidean space, instances in the high-dimensional input space are usually gathered along lower-dimensional structures, known as manifolds: locally Euclidean topological spaces.
- **Cluster assumption:** data points which belong to the same cluster also belong to the same class. This assumption can be seen as a generalization of the other three specific assumptions.

As in other machine learning paradigms, the transduction versus induction dichotomy can be made within SSL. Usually, semi-supervised classification methods cope the SSL field, therefore the aforementioned dichotomy is explained in terms of classification as follows:

- **Inductive methods:** inductive methods aim to build a classifier capable of outputting a label for any instance in the input space. Unlabeled data can be used to train the classifier, but the predictions for unseen instances are independent of each other once the training phase is completed. An example of inductive method in supervised learning is linear regression [3].
- **Transductive methods:** transductive methods do not build a classifier for the entire input space. Their predictions are limited to the data used during the training phase. Transductive methods do not have separated training and testing phases. An example of transductive method in unsupervised learning is hierarchical clustering [3].

Classification methods within SSL can be clearly separated following the definitions above. However, when it comes to clustering, this distinction becomes unclear. Clustering methods within the SSL learning paradigm are usually considered to be transductive, as their output is still a set of labels partitioning the dataset and not a classification rule [2]. On the other hand, some authors claim that partitional clustering methods can be considered as inductive methods, because their assignation rule can be used to predict the cluster membership of unseen instances. Hierarchical clustering methods would belong to the transductive learning category, as no assignation rule can be derived from them [4]. The differences between partitional and hierarchical clustering will be formalized later in Section 3.

Figure 1 helps us contextualize semi-supervised learning and its derivatives within the overall machine learning landscape. General SSL literature [5, 2, 6] usually divides SSL methods into two categories: semi-supervised classification and semi-supervised clustering. Further dichotomies have been made in later literature. In [3, 7] semi-supervised classification methods are taxonomized taking into account the inductive versus transductive dichotomy. Some of the categories found in these taxonomies have been further studied: [8] proposes a taxonomy for graph-based

semi-supervised methods, and [9] does the same for the self-labeling field. Concerning semi-supervised clustering, [10] proposes a high level taxonomy with 4 types of methods, while [11, 12] focus on the specific area of constrained clustering. The supervised and unsupervised learning paradigms are included in Figure 1 for the sake of contextualization only. Consequently only classic and widely-known tasks belonging to these areas have been included in the diagram.

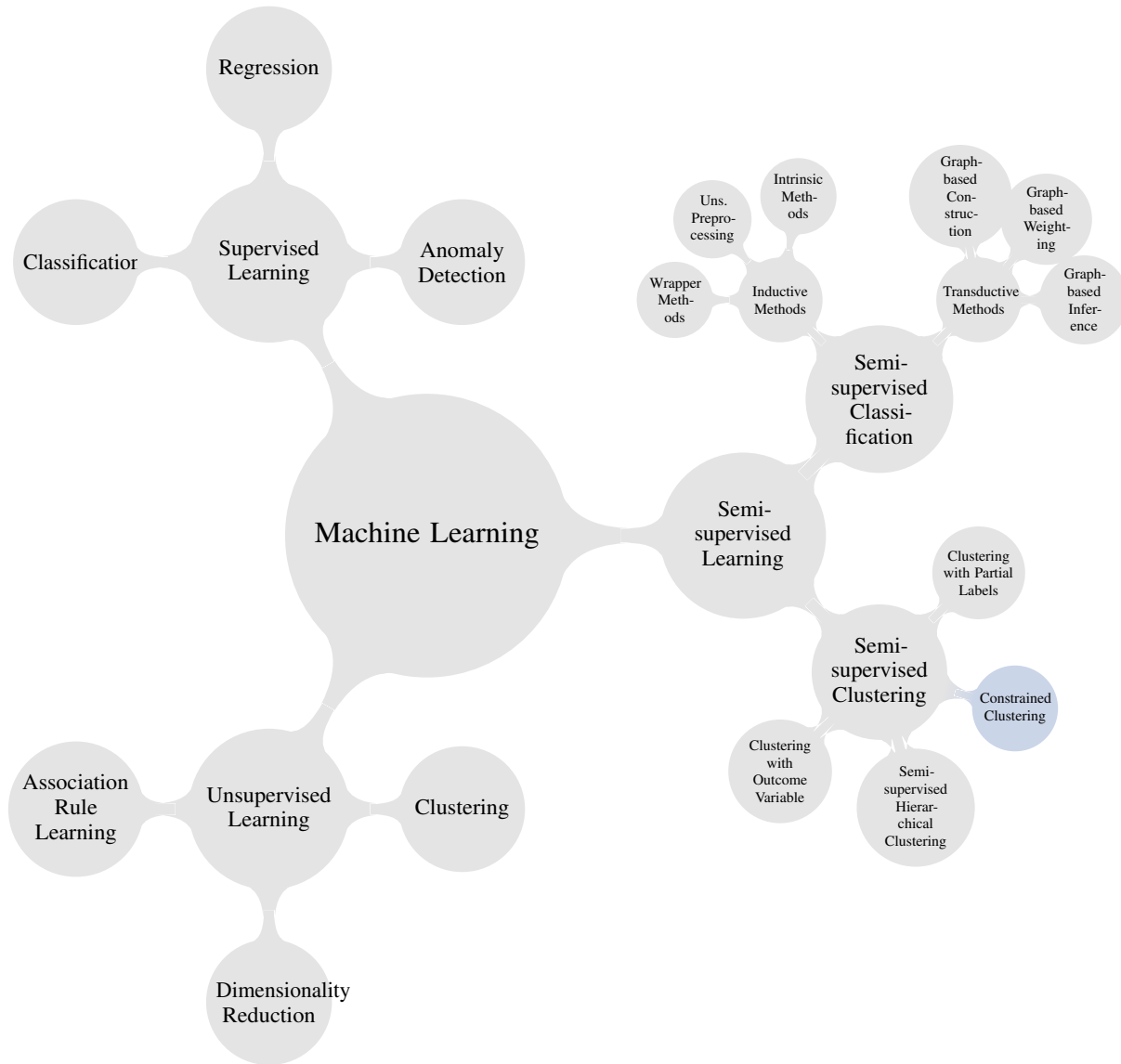


Figure 1: Mindmap of the machine learning overall landscape.

## 1.2 Related work

The semi-supervised clustering area has been widely studied and successfully applied in many fields since its inception. It can be seen as a generalization of the classic clustering problem which is able to include background knowledge into the clustering process [2]. Many types of background knowledge have been considered in semi-supervised clustering [10], although the most studied one is the instance-level pairwise must-link and cannot-link constraints [12]. This type of background knowledge relates instances indicating if they belong to the same class (must-link) or to different classes (cannot-link). The problem of performing clustering in the presence of this type of background knowledge is referred to in literature as *Constrained Clustering* (CC) (marked in Figure 1 in blue).

---

This study carries out a comprehensive review of constrained clustering methods. It also proposes an objective scoring system, which addresses the potential and popularity of existing methods, and can be used to produce a sorted ranking for all of them. To the best of our knowledge, no similar study has been published before. Existing literature is either limited to the theoretical background on the topic, very limited in the number of methods reviewed, or outdated due to the rapid advance of the field. The earliest survey including constrained clustering in the reviewed studies can be found in [13], although it is very limited in content. In [11], the first survey focusing specifically on constrained clustering is proposed. It introduces many of the foundational concepts of subsequent studies and provides the first comprehensive reference on the area. However, this study was published in 2007, and even then it was limited to very few methods. The first book fully devoted to constrained clustering was published in [12] (2008). It provides unified formal background within the area and detailed studies on state-of-the-art methods.

### 1.3 Remainder of this paper

The rest of this study is organized as follows. Section 2 presents a taxonomy of types of background knowledge with which semi-supervised clustering can work, including equivalencies between them in Subsection 2.8. Section 3 formalizes afterwards the constrained clustering problem, starting with basic background on classic clustering (Subsection 3.1) and pairwise constraints (Subsections 3.2 and 3.3), which is followed by a quick note on the history of constrained clustering (Subsection 3.4), and a comprehensive review on the applications of constrained clustering (Subsection 3.5). Subsequently, advanced concepts regarding constrained clustering are introduced in Section 4. A statistical study on the experimental elements used to demonstrate the capabilities of CC methods is proposed in Section 5. This statistical study is used as the basis of the scoring system, which is presented in Section 6 and used in subsequent sections to produce a ranking for all reviewed methods. Section 7 proposes a ranked taxonomic review of constrained clustering methods. A statistical analysis of the taxonomy is presented in Section 8. Finally, Section 9 presents conclusions, criticisms and future research guidelines.

## 2 Clustering with Background Knowledge

In this section, a comprehensive literature review on the types of background knowledge that have been used by semi-supervised clustering algorithm is carried out. In general terms, 5 families of background knowledge have been identified: partition-level constraints, instance-level constraints, cluster-level constraints, feature-level constraints, and distance constraints. Background information which does not belong to any of the mentioned categories has been placed together in a miscellaneous category. Figure 2 shows a visual representation of this taxonomy. All 5 families are composed by smaller, more specific categories which are detailed below.

### 2.1 Partition-level Constraints

Partition-level constraints refer to restrictions imposed on the partition generated by the semi-supervised clustering algorithm [14, 15, 16, 17]. Their most common form is a subset of labeled data, which is often referred simply as “partition-level constraints”, although other categories within this type of background knowledge can be found:

- **Subset of labels:** they consist of a subset of instances from the dataset for which labels are available. The resulting partition must be consistent with the given labels [18, 19, 20, 21, 22, 23, 24, 25, 26, 27, 28, 29, 30, 31].
- **Subset of fuzzy labeled data:** used in fuzzy semi-supervised clustering algorithms. It consists of a subset of instances for which fuzzy labels are provided [32, 33, 34, 35, 36, 37].
- **Non-redundant clusters constraints:** they constraint the output partition so that clusters in it must be orthogonal to each other, therefore maximizing their conditional mutual information and producing non-redundant clusters [38].

### 2.2 Instance-level Constraints

Instance-level constraints can refer to single instances, pairs of instances or groups of multiple instances. In the case of single instance constraints, they are used to describe particular features of said instances or to restrict the features of the cluster they can belong to:

- **Membership degree constraints:** used in fuzzy semi-supervised clustering algorithm to provide prior membership degrees for some instances [39, 40, 41].
- **Neighborhood constraints:** they link instances to their neighborhood, with the latter being defined differently for every problem [42].

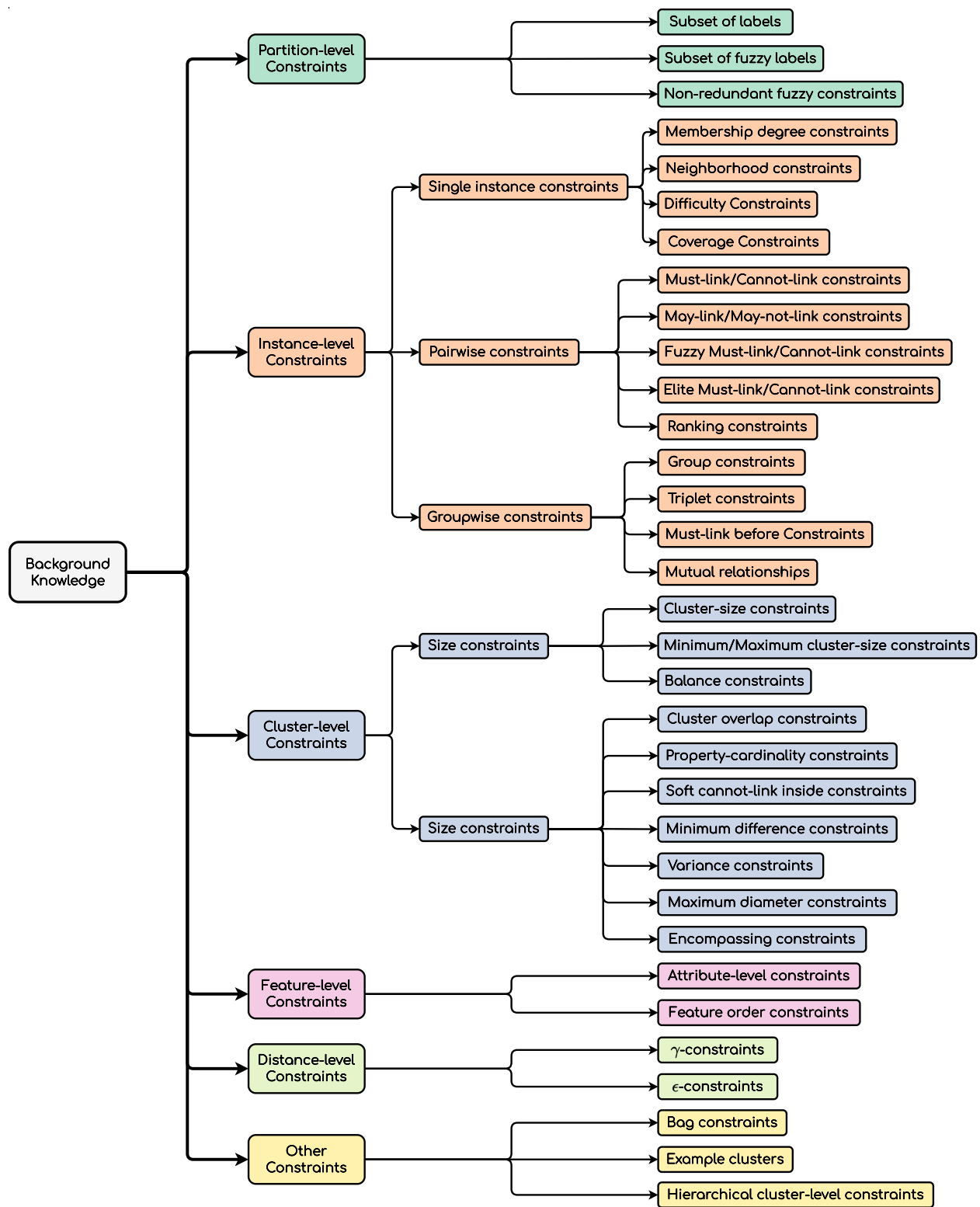


Figure 2: Taxonomy of types of background knowledge

- **Instance difficulty constraints:** they are referred to single instances and specify how hard it is to determine the cluster an instance belongs to, so that the semi-supervised clustering algorithm can focus on easy instances first [43].
- **Coverage constraints:** for clustering algorithms which allow instances to belong to multiple clusters at the same time, this type of constraint limits the number of times an instance can be covered by different clusters [44].

Instance-level pairwise constraints involve pairs of instances and are used to indicate positive or negative relationships. The former refers to features that instances have in common, such as class or relevance, while the latter refers to the opposite case. Even if instance-level must-link and cannot-link are the most common form of instance-level constraints, the latter can be given in multiple ways:

- **Must-link/Cannot-link constraints:** must-links involve pairs of instances that are known to belong to the same class. Therefore they must belong to the same cluster in the output partition. Cannot-link are used to indicate the opposite (the two instances involved in them are known to belong to different classes and thus they need to be placed in different clusters) [11].
- **May-link/May-not-link constraints:** they represent soft must-link and cannot-link constraints respectively. This means that they can be violated in the output partition to some extent. They can be used in combination with the hard must-link and cannot-link constraints [45].
- **Fuzzy Must-link/Cannot-link constraints:** pairwise positive/negative relationships with an associated degree of belief [46].
- **Elite Must-link/Cannot-link constraints:** refined ML and CL constraints. They have the property of being unarguably satisfied in every optimal partition of the dataset [47].
- **Ranking constraints:** in contexts in which output class labels (clusters) can be ordered, ranking constraints are used to indicate whether an instance should be assigned a class label (cluster) higher than the class label of another instance [48].

The last form of instance-level constraints are group constraints, which are used to gather groups of instances that are known to share features or to be different to each other in some aspect of their nature. They can also be used to set relative comparisons between a fixed number of constraints. Overall, they can be classified as follows:

- **Group constraints:** also referred to as **grouping information** [49, 50]. They specify the certainty of each or several instances belonging to the same cluster. Note that group constraint cannot be used to specify groups of instances that must not belong to the same cluster [51].
- **Triplet constraints:** also known as **relative constraints** [52, 53, 54]. They involve three instances: an anchor instance  $a$ , a positive instance  $b$ , and a negative instance  $c$ . A triplet constraint indicates that  $a$  is more similar to  $b$  than  $c$  [43, 55].
- **Must-link-before:** these are ML constraints specifically designed to be applied in hierarchical clustering setups. They involve triplets of constraints and their basic idea is to link instances positively not only in the output partition, but also in the hierarchy (dendrogram) produced by hierarchical clustering methods [56].
- **Mutual relationships:** they establish a relation in groups of instances that is not known in advance and is determined during the clustering process. For example, a group of instances in the same mutual relation may be determined to belong to the same cluster during the cluster process, or contrarily they may be determined to not belong to the same cluster. Contrary to ML and CL constraints, mutual relations do not specify whether the nature of the relation they describe is positive or negative as part of the prior knowledge [57].

### 2.3 Cluster-level Constraints

Cluster-level constraints are used to restrict a wide variety of features related to clusters without specifying which instances must belong to these clusters. They are considered to be one of the most useful types of background knowledge, as they can convey large amounts of information compared to the amount of expert knowledge available. Size constraints are one of the forms in which cluster-level constraints can be found. They constraint the number of instances that clusters can have in the output partition and can be divided in three categories:

- **Cluster-size constraints:** also called **cardinality constraints** [58]. They specify the number of instances each cluster must have in the output partition. The number of instances in a cluster may vary from a cluster to another [59, 60].

- **Maximum/minimum cluster-size constraints:** they specify the maximum/minimum size a cluster can have in the output partition without specifying the exact size of each cluster [61, 62, 63, 64, 65]. They may also be referred to as **significance constraints** [66].
- **Balance constraints:** also known as **global size constraints** [43] applied in the cluster-level, they try to even the number of instances in every cluster (all cluster should be approximately the same size) [67, 68, 59, 69].

Apart from the size of the cluster, cluster-level constraints can restrict a wide variety of cluster features, ranging from their shape or separation, to the kind of instances they may contain:

- **Cluster-overlap constraints:** they constraint the amount of overlap between clusters [42, 44].
- **Property-cardinality constraints:** they constraint the amount of a specific type of instance a cluster can contain [42].
- **Soft cannot-link inside cluster constraints:** they require that the number of pairs of instances in a cluster which have a cannot-link constraint among them to be bounded [61].
- **Minimum difference constraints:** applied to pair of clusters, they require clusters to be similar or different to some degree [61].
- **Variance constraints:** they impose maximum or minimum values for the variance clusters must feature in the output partition [66].
- **Maximum diameter constraints:** they specify an upper/lower bound on the diameter of the clusters [62].
- **Encompassing constraints:** they determine whether clusters are allowed to encompass each other, i.e., they are allowed to form a hierarchy [44].

## 2.4 Feature-level Constraints

Feature-level constraints constraint instances by their feature values or directly relate pairs of feature to each other to indicate degrees of importance. Two types of feature-level constraints can be found:

- **Attribute-level constraints:** they constraint the number of possible assignments for instances with specific values for specific features [42].
- **Feature order constraints:** also called **feature order preferences**. They involve pairs of features and determine which one of them is more important. This is, what features need to be paid more attention to when performing comparisons to decide cluster memberships [70].

## 2.5 Distance Constraints

Distance constraints represent a very particular case of constraint-based information, as they relate pair of instances indirectly and in a global way. That means distance constraints can always be translated to instance-level must-link constraints [11]. Two types of distance constraints are defined in literature:

- **$\gamma$ -constraints:** also called **minimum margin** [62] or **minimum separation** [71]. They require the distance between two points of different clusters to be superior to a given threshold called  $\gamma$  [11, 62, 72].
- **$\epsilon$ -constraints:** they require for each instance to have in its neighborhood of radius  $\epsilon$  at least another point of the same cluster [11, 62, 72].

## 2.6 Other Types of Constraints

Finally, authors have proposed forms of background knowledge that do not fit into any of the previous categories:

- **Bag constraints:** specific to the multi-instance multi-label framework, where datasets are given in the form of bags, with each bag containing multiple instances and labels, which provided only at the bag-level. Bag constraints specify similarities between bags [73].
- **Example clusters:** predefined clusters in the dataset given to the clustering algorithm, which is required to output a partition which is consistent with example clusters. This information can be converted to instance-level pairwise constraints [74, 75].

- **Hierarchical cluster-level constraints:** sometimes also referred to as **ranking constraints** [76, 77]. These constraints are designed to be applied only in semi-supervised hierarchical clustering methods. Given pairs of clusters, they specify which action (merge, split, remove, etc.) must be taken over them in successive steps of the clustering process that builds the output dendrogram [78].

## 2.7 Constraints Usability

After analyzing the wide variety of forms in which constraints can be given, it is reasonable to ask which type of constraint is more effective for general purposes. There is not in fact a unique answer to this question, as it highly depends on the problem or applications and the type of information available to solve it. In [52] an empirical setup that tries to answer this question in a reduced semi-supervised environment is proposed. It only considers instance-level pairwise must-link and cannot-link constraints and subsets of labeled data as available sources of background knowledge. Three questions tried to be answered in the mentioned study, which can be reformulated to include a broader scope as follows:

- Given the same amount of oracle effort, which type of background knowledge is more effective at aiding clustering?
- Which type of constraint is easier to obtain from the oracle?
- Which type of constraint is more reliable?

What it is meant here with an oracle is always understood as the source of background knowledge. This oracle can be a human, an automatic classifier, a crowdsourcing setup to gather information from distributed sources, etc. It is essential for any real-world or in-lab application of semi-supervised clustering to address these three questions.

## 2.8 Equivalencies Between Types of Background Knowledge

It is well known that some categories of background knowledge are neither isolated nor hermetic. Some types of constraints can be converted to another in a direct manner. Distance constraints can be translated to must-link constraints [11], or a subset of labeled data can always be transformed in a set of must-link and cannot-link constraints [49]. The aim of this section is to provide intuition on all possible transformations without the need of a formal definition/notation for them, as this would require the length of a monography. Previous work on this line has been carried out in [49], although within a much limited scope regarding the types of background knowledge considered. Figure 3 depicts equivalences found between the types of background knowledge introduced in Section 2.

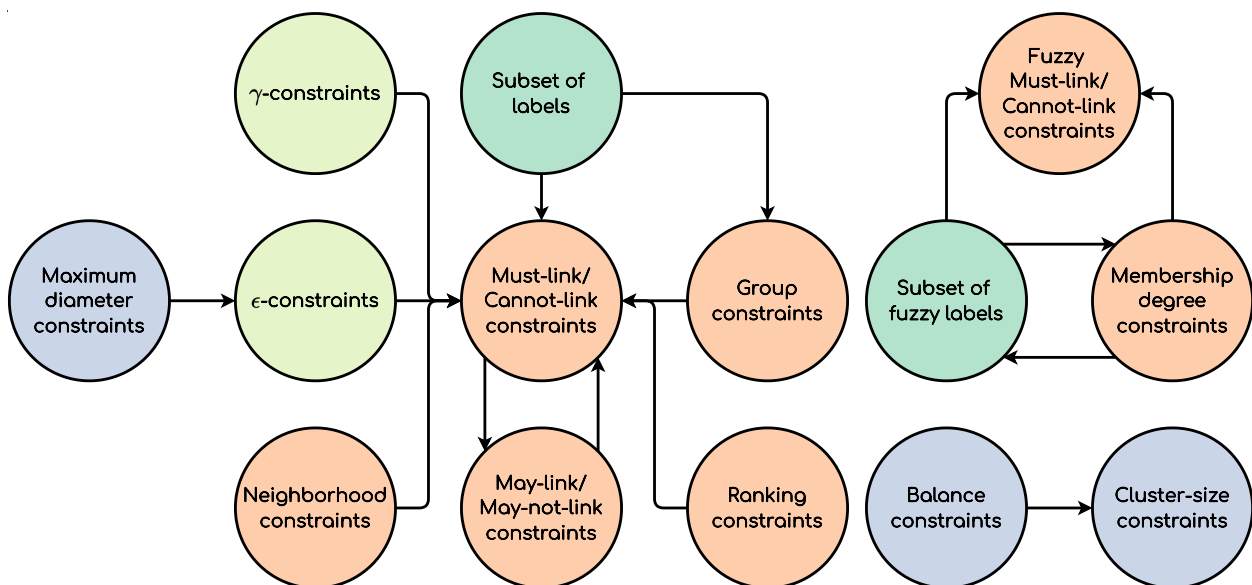


Figure 3: Graphical representation of direct equivalences between types of background knowledge.

In Figure 3, only conversions without loss of information are considered, e.g.: fuzzy must-link/cannot-link constraints could be converted to must-link/cannot-link constraints by considering only those whose degree of belief is over 50%,

although this would involve losing not only constraints, but also the degree of belief information. Even if these kind of transformations are possible, they are not considered here, as they imply losing information.

### 3 Instance-Level Pairwise Constrained Clustering

Among all types of background knowledge reviewed in Section 2, pairwise constraints are undoubtedly one of the most studied topics, particularly basic must-link and cannot-link constraints, as it is shown later in this study. From now on, and for the sake of readability, **must-link and cannot-link constraints will be referred to simply as pairwise constraints**. In this section, the basic concepts of classic clustering and semi-supervised partitional and hierarchical clustering under pairwise constraints are introduced. **This problem is known in literature simply as Constrained Clustering (CC)** [11].

#### 3.1 Background on Classic Clustering

Partitional clustering can be defined as the task of grouping the instances of a dataset into  $K$  clusters. A dataset  $X$  consists of  $n$  instances, and each instance is described by  $u$  features. More formally,  $X = \{x_1, \dots, x_n\}$ , with the  $i$ th instance noted as  $x_i = (x_{[i,1]}, \dots, x_{[i,u]})$ . A typical clustering algorithm assigns a class label  $l_i$  to each instance  $x_i \in X$ . As a result, we obtain the list of labels  $L = [l_1, \dots, l_n]$ , with  $l_i \in \{1, \dots, K\}$ , that effectively splits  $X$  into  $K$  non-overlapping clusters  $c_i$  to form a partition called  $C$ . The list of labels producing partition  $C$  is referred to as  $L^C$ . The criterion used to assign an instance to a given cluster is the similarity to the rest of elements in that cluster, and the dissimilarity to the rest of instances of the dataset. This value can be obtained with some kind of distance measurement [79].

Hierarchical clustering methods produce an informative hierarchical structure of clusters called dendrogram. Partitions as described above, with a number of clusters ranging from 1 to  $n$ , can always be obtained from a dendrogram by just selecting a level from its hierarchy and partitioning the dataset according to its structure. Typically, agglomerative hierarchical clustering methods start with a large number of clusters and iteratively merge them according to some affinity criteria until a stopping condition is reached. Every merge produces a new level in the hierarchy of the dendrogram. Formally, given an initial partition with  $n_c$  clusters  $C = \{c_1, \dots, c_{n_c}\}$  (usually  $n_c = n$ ), a traditional agglomerative constrained clustering method selects two clusters to merge by applying Equation 1.

$$\{c_i, c_j\} = \underset{c_i, c_j \in C, i \neq j}{\operatorname{argmax}} A(c_i, c_j), \quad (1)$$

with  $A(\cdot, \cdot)$  being a function used to determine the affinity between the two clusters given as arguments. This function needs to be carefully chosen for every problem, as it greatly affects the result of the clustering process. Some conventional methods to measure affinity between clusters are worth mentioning, such as single linkage, average linkage and complete linkage [79]. Nevertheless, different measures are used in out-of-lab applications, as the manifold structures usually found in real-world datasets can be hardly captured by the classic affinity measures mentioned above. Typically, classic partitional clustering methods are algorithmically less complex than hierarchical clustering methods, with the former featuring  $\mathcal{O}(n)$  complexity and the latter  $\mathcal{O}(n^2)$  [11].

#### 3.2 Background on Pairwise Constraints

In most clustering applications, it is common to have some kind of information about the dataset that will be analyzed. In CC this information is given in the form of pairs of instances that must, or must not, be assigned to the same cluster. We can now formalize these two types of constraints:

- Must-link (ML) constraints  $C_=(x_i, x_j)$ : instances  $x_i$  and  $x_j$  from  $X$  must be placed in the same cluster. The set of ML constraints is referred to as  $C_ =$ .
- Cannot-link (CL) constraints  $C_\neq(x_i, x_j)$ : instances  $x_i$  and  $x_j$  from  $X$  cannot be assigned to the same cluster. The set of CL constraints is referred to as  $C_\neq$ .

The goal of constrained clustering is to find a partition (or clustering) of  $K$  clusters  $C = \{c_1, \dots, c_K\}$  of the dataset  $X$  that ideally satisfies all constraints in the union of both constraint sets, called  $CS = C_ = \cup C_\neq$ . As in the original clustering problem, the sum of instances in each cluster  $c_i$  is equal to the number of instances in  $X$ , which we have defined as  $n = |X| = \sum_{i=1}^K |c_i|$ .

Knowing how a constraint is defined, ML constraints are an example of an equivalence relation; therefore, ML constraints are reflexive, transitive and symmetric. This way, given constraints  $C_{=}(x_a, x_b)$  and  $C_{=}(x_b, x_c)$ , then  $C_{=}(x_a, x_c)$  is verified. In addition to this, if  $x_a \in c_i$  and  $x_b \in c_j$  are related by  $C_{=}(x_a, x_b)$ , then  $C_{=}(x_c, x_d)$  is verified for any  $x_c \in c_i$  and  $x_d \in c_j$  [11].

It can also be proven that CL constraints do not constitute an equivalence relation. However, analogously, given  $x_a \in c_i$  and  $x_b \in c_j$ , and the constraint  $C_{\neq}(x_a, x_b)$ , then it is also true that  $C_{\neq}(x_c, x_d)$  for any  $x_c \in c_i$  and  $x_d \in c_j$  [11].

Regarding the degree in which constraints need to be met in the output partition/dendrogram of any CC algorithm, a simple dichotomy can be made: hard pairwise constraints must necessarily be satisfied, while soft pairwise constraints can be violated to a variable extent. This distinction is introduced in [11] and adopted by later studies, eventually producing the “may constraints” (may-link/may-not link constraints mentioned in Section 2), which can be seen as the formalization of soft constraints. However, the scientific community still refers to “may constraints” as soft constraints in the majority of the cases and the terms may-link and may-not link are used only in cases in which both soft and hard constraints are mixed and can be considered by the same CC algorithm. The major advantages in favor of soft over hard constraints are found in the resiliency to noise in the constraint set, the flexibility on the design of cost/objective functions, and their optimization procedures. The ability to consider soft, hard, or both types of constraints is a defining element for CC methods.

In [80] two measures designed to characterize the quality of a given constraint set are proposed: **informativeness** (or informativity [11]) is used to determine the amount of information in the constraint set that the CC algorithm could determine on its own, and **coherence**, which measures the amount of agreement between the constraints themselves. These two measures were proposed in early stages of the development of the CC area; however, they have not been used consistently in later studies.

### 3.3 The Feasibility Problem

Given that CC adds a new element to the clustering problem, we must consider how it affects the complexity of the problem in both of its forms: partitional and hierarchical. Intuitively, the clustering problem goes from its classic formulation “find the best partition for a given dataset” to its constrained form “find the best partition for a given dataset satisfying all constraints in the constraint set”. The formalization of this problem is tackled in [81, 11, 82], where the feasibility problems for partitional and hierarchical CC are defined as in 3.1 and 3.2 respectively, where  $CS = C_{\neq} \cup C_{=}$  (the joint constraint set). Given these two definitions, we say that a **partition  $C$  for a dataset  $X$  is feasible when all constraints in  $CS$  are satisfied by  $C$** . Note that there exist constraint sets for which a feasible partition can never be found, e.g., no feasible partition exist for  $CS_1 = \{C_{=}(x_1, x_2), C_{\neq}(x_1, x_2)\}$  regardless of the value of  $K$ . Similarly, the feasibility of partitions such as  $CS_2 = \{C_{\neq}(x_1, x_2), C_{\neq}(x_2, x_3), C_{=}(x_1, x_3)\}$  depends on the value of  $K$ . In this case, the feasibility problem for  $CS_2$  can be solved for  $K = 3$  but not for  $K = 2$ .

**Definition 3.1 Feasibility Problem for Partitional CC:** given a dataset  $X$ , a constraint set  $CS$ , and the bounds on the number of clusters  $k_l \leq K \leq k_u$ , is there a partition  $C$  of  $X$  with  $K$  clusters that satisfies all constraints in  $CS$ ? [81]

In [81] it is proven that, when  $k_l = 1$  and  $k_u \geq 3$ , the feasibility problem for partitional CC is NP-complete, by reducing it from the Graph K-Colorability problem. It is also proven that it is not harder, so both have the same complexity. Table 1 shows the complexity of the feasibility for different types of constraints.

**Definition 3.2 Feasibility Problem for Hierarchical CC:** given a dataset  $X$ , the constraint sets  $CS$ , and the symmetric distance measure  $D(x_i, x_j) \geq 0$  for each pair of instances: Can  $X$  be partitioned into clusters so that all constraints in  $CS$  are satisfied? [82]

Please note that the definition of the feasibility problem for partitional CC (in Definition 3.1) is significantly different from the definition of the feasibility problem for hierarchical CC (in 3.2). Particularly, the formulation for the hierarchical CC does not include any restriction on the number of clusters  $K$ , which is equivalent to considering that any level of the dendrogram can be used to produce the partition that satisfies all constraints [82]. In [72] a reduction from the One-in-three 3SAT with positive literals problem (which is NP-complete) for the problem in Definition 3.2 is used to prove the complexities presented in Table 1 for the hierarchical CC problem. It is worth mentioning that, for the hierarchical CC problem, the dead-ends problem arises: a hierarchical CC algorithm may find scenarios where no merge/split can be carried out without violating a constraint. Previous solutions based on the transitive closure of the constraint sets have been proposed to this problem, although they imply not generating a full dendrogram [81].

Overall, complexity results in Table 1 show that the feasibility problem under CL constraints is intractable, hence constrained clustering is intractable too. This leads to Observation 3.1. For more details on the complexity of constrained clustering please see [81].

Constraints	Partitional CC	Hierarchical CC	Dead Ends?
ML	<b>P</b>	<b>P</b>	No
CL	NP-complete	NP-complete	Yes
ML and CL	NP-complete	NP-complete	Yes

Table 1: Feasibility problem complexities for partitional and hierarchical CC and dead-ends found in hierarchical CC [81].

**Observation 3.1** *Knowing that a feasible solution exists does not help us find it. The results from Table 1 imply that the fact that there is a feasible solution for a given set of constraints does not mean it will be easy to find.*

With respect to the dead-ends problem, a full dendrogram considering constraints can be obtained by switching from a hard interpretation of constraints to a soft one. This means that every level in the dendrogram tries to satisfy as many constraints as possible, but constraint violations are allowed in order for the algorithm to never reach a dead-end.

Some interesting results, both positive and negative, about the nature of pairwise constraints are proved and discussed in [11], as well as some workarounds for problems related to the use of constraints in clustering.

### 3.4 Early History of Constrained Clustering

The Constrained Clustering problem has been rediscovered and renamed throughout years of evolution, firstly in mathematical science, secondly in Computer Science. The first reference to the CC problem was proposed by Harary in [83] as early as in the year 1953. Harary introduced the *signed graph*, which is an undirected graph with +1 or -1 labels on its edges, respectively indicating similarity or dissimilarity between the vertices they connect. This can be directly translated to the ML and CL constraints that shape the CC problem. Besides, Harary introduced the concept of *imbalance* for a 2-way partitioning of such signed graph, which referred to the number of vertices violated by the partitioning. The aim of Harary was to find highly related groups of vertices within a psychological interpretation of the problem: positive edges correspond to pairs of people who like one another, and negative edges to pairs who dislike one another.

It was not until year 2000 that the name Constrained Clustering made its first appearance by the work of K. Wagstaff and C. Cardie in [84], which is a brief paper that introduces later work by the same authors in which the first two CC algorithms in the history of Computer Science are proposed: COP-COBWEB [85] and COP-K-Means [86] in 2000 and 2001 respectively. These two papers set the precedent for a new area in semi-supervised learning known as Constrained Clustering, providing experimental procedures and baselines to compare with.

On the one hand, and following the trend set by K. Wagstaff and C. Cardie, although in separate studies, S. Basu proposes in 2003 the first two soft constrained approaches to CC in [87]: the PCK-Means and MPCK-Means algorithms. Later, in the year 2005, I. Davidson and S.S. Ravi would propose the first hierarchical approaches to the CC problem [72]. On the other hand, E. Xing et al. propose the first distance metric learning based approach to CC with their CSI algorithm [88], also known in literature simply as Xing’s algorithm. Finally, in 2008, S. Basu, I. Davidson and K. Wagstaff joined forces to produce the first book fully dedicated to constrained clustering in [12].

Research in CC has followed the general trend in Computer Science ever since. Ranging from well-studied classic clustering approaches, such as fuzzy clustering [89], spectral clustering [90] or non-negative matrix factorization [91], to modern and general optimization models like classic [92] or deep [93] neural networks and evolutive [94] or non-evolutive [95] metaheuristic algorithms.

### 3.5 Applications of Constrained Clustering

CC has been applied in many fields since its inception. The first applications are gathered in [11], which include clustering of image data, video and sound data, biological data, text data, web data, and the first application of CC found in [86], which is lane finding for vehicles in GPS data. Figure 4 shows a summary of the overall CC application field.

Table 2 gathers CC applications, sorting them by application field and indicating the specific purpose of every application. The field with the largest number of publications is text data analysis; within it, document clustering has attracted the most publications. Text data clustering is followed by three other wide application fields, which are biological data analysis, image data analysis and video data analysis.

## Proportion of proposals by field of application

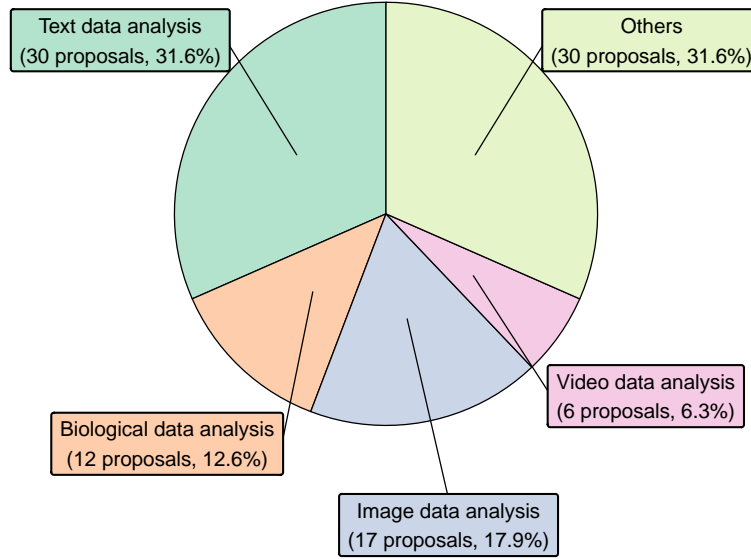


Figure 4: Piechart showing a summary of the overall CC application field.

However, some CC applications are very specific and cannot be grouped into wider application fields. Studies which bring forward this kind of applications are listed in Table 3.

## 4 Constrained Clustering Concepts and Structures

Within the CC research field, some concepts and data structures are repeatedly mentioned and used by researchers. The goal of this section is to provide a formal definition of these concepts, as they will be mentioned later and are necessary for the reader to have a good understanding of the methods described later in Section 7. From now on, and for the sake of readability and ease of writing, **we refer to instances involved in a constraint simply as *constrained instances*, and to ML constraints and CL constraints as simply ML and CL, respectively**. Instances involved in ML are referred to as ML-constrained instances and instances involved in CL are referred to as CL-constrained instances.

**The Constraint Matrix** This is one of the most, if not the most, basic and most frequently used data structures to store the information contained in the constraint set. It is a symmetric matrix, with as many rows and columns as instances in the dataset, filled with three values: 0 to indicate no constraint between the instances associated with the row and column in which it is stored, 1 is used for ML and -1 is used for CL. Formally, the Constraint Matrix is a matrix  $CM_{n \times n}$  filled as in Equation 2.

$$CM_{[i,j]} = CM_{[j,i]} = \begin{cases} 1 & \text{if } C_{=}(x_i, x_j) \in CS \\ -1 & \text{if } C_{\neq}(x_i, x_j) \in CS \\ 0 & \text{otherwise} \end{cases} \quad (2)$$

Please note that, following this definition for the constraint matrix, its diagonal may be assigned to all 1 or all 0. That possibility depends on whether ML with the form  $C_{=}(x_i, x_i)$  are included or not in  $CS$ , respectively. The inclusion of such constraints may be convenient in some cases. Variants of this matrix are also commonly used. In some cases, the

Field of application	No. of studies	Specific application	No. of studies	References
Text data analysis	30	Document clustering	19	[96][97][98][99] [100][101][102][103] [104][105][106][107] [108][109][110][98] [111][112][113]
		Text Clustering	4	[45][114][115][116]
		Verb clustering	1	[117]
		Word disambiguation	1	[118]
		Microblog clustering	3	[119][120][121]
		Document filtering	1	[122]
		Clustering in online forums	1	[123]
Biological data analysis	12	Gene Expression	7	[124][125][126] [127][125][128][129]
		Gene Clustering	1	[130]
		RNA-seq Data Clustering	1	[131]
		Regulatory Module Discovery	1	[132]
		Fiber Segmentation	1	[133]
Image data analysis	17	Biomolecular Data	1	[134]
		Medical image	2	[135][136]
		Image segmentation	3	[137][138][139]
		Image clustering	3	[140][141][142]
		Image categorization	2	[143][144]
		Image annotation	2	[145][146]
		Image indexing	1	[147]
		Point of interest mining	1	[148]
		Multi-target detection	1	[149]
		Face recognition	1	[150]
Satellite Image Time Series	1	[151]		
Video data analysis	6	Extracting moving people	1	[152]
		Web Video Categorization	1	[153]
		Face Clustering	2	[154][155]
		Face Tracking	2	[156][155]

Table 2: Comprehensive listing of applications of CC in wide application fields.

Field of Application	References	Field of Application	References
Identifying speakers in a conversation through audio data	[157]	Lane finding for vehicles in GPS data	[86]
Clustering of software requirements	[158]	Optimization of rural ecological endowment industry	[159]
Machinery fault diagnosis	[160]	Job-shopping scheduling	[161]
Patient Segmentation from medical data	[162][163]	Trace-clustering	[164]
Direct marketing applications	[165][166][167][168]	Discovering educational-based life patterns	[169]
Group extraction from professional social network	[170]	Oil price prediction	[171]
Clustering of cognitive radio sensor networks	[172]	Traffic analysis	[173][174]
District design	[175][176]	Vocabulary maintenance policy for CBR systems	[177]
Sentiment analysis	[178][179]	Obstructive sleep apnea analysis	[180]
Sketch symbol recognition	[181]	Internet traffic classification	[182]
Robot navigation systems	[183]	Social event detection	[102]
Terrorist community detection	[184]		

Table 3: Comprehensive listing of particular applications of CC.

constraint matrix can store any value in the range  $[-1, 1]$ , with negative values indicating the weight or degree of belief for CL and positive values doing so for ML.

**The Constraint List** It is a list, with length equal to the number of constraints, that stores triplets with two values used to specify two instances and a third value used to indicate the type of constraint between them (1 for ML and -1 for CL). Formally, the Constraint List  $CL$  contains  $|C_{=}|$  triplets with the form  $[i, j, 1]$  for ML such that  $C_{=}(x_i, x_j)$  and  $|C_{\neq}|$  triplets with the form  $[i, j, -1]$  for CL such that  $C_{\neq}(x_i, x_j)$ .

The Constraint List is used in methods in which the number of violated constraints needs to be repeatedly computed over fully formed partitions that are not built incrementally. In these cases, the only option is to iterate over the full constraint set and check individually for every constraint whether it is violated by the partition. This task is performed efficiently iterating over  $CL$ , which is  $\mathcal{O}(|CS|)$ , in contrast with  $CM$ , which requires an  $\mathcal{O}(n^2)$  computation of the number of violated constraints. However, checking for specific constraint violations in iterative partition building processes can be done in  $\mathcal{O}(1)$  with  $CM$ , as the indexes of the constrained instances are known and matrices support random access. The same task can be performed over  $CL$ , but with the much higher computation cost of  $\mathcal{O}(|CS|)$ .

**The Constraint Graph** It is a weighted, undirected graph with a one vertex per instance in the dataset and one edge per constraint. An edge connects two instances if they are involved in a constraint, with the weight of the edge indicating the type of constraints, using 1 for ML and -1 for CL. Formally, let an undirected weighted graph  $G(V, E, W)$  be a finite set of vertices  $V$ , a set of edges  $E$  over  $V \times V$  and a set of weights  $W$  for every edge in  $E$ . In the constraint graph  $CG(V, E, W)$ ,  $V$  is the set of instances in  $X$ , and edges  $e(x_i, x_j)$  from  $E$  are equivalent to constraints in  $CS$ , using the weight of the edge  $w_{[i,j]}$  as indicator for the type of constraint, i.e., for edge  $e(x_i, x_j)$ , if  $C_{=}(x_i, x_j) \in CS$  (ML) then  $w_{[i,j]} = 1$ , and if  $C_{\neq}(x_i, x_j) \in CS$  (CL) then  $w_{[i,j]} = -1$  [185].

**The Transitive Closure of the constraint set** It is an augmented set of constraints which can be obtained on the basis of the information contained in the original constraint set, by applying two of its properties which have been introduced in Section 3.2, and are formally defined here on the basis of the constraint graph as in Properties 4.1 and 4.2. Graphical examples of these two properties are given in Figure 5 and Figure 6, respectively. These two properties can be applied over  $CG$  to obtain the transitive closure of the constraint set, which cannot be further augmented without new information.

**Property 4.1 Transitive inference of ML:** Let  $cc_1$  and  $cc_2$  be two connected components in  $CG$  with only positive edges in it (only ML constraints). Then, if there is a constraint  $C_{=}(x_i, x_j)$  with  $x_i \in cc_1$  and  $x_j \in cc_2$ , then the new constraints  $C_{=}(a, b)$  can be inferred for all  $a \in cc_1$  and  $b \in cc_2$  [12].

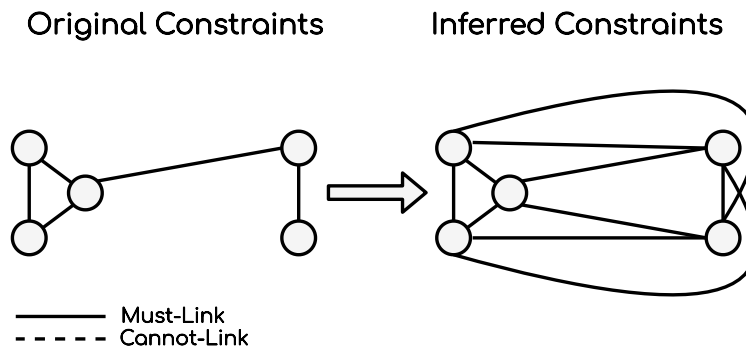


Figure 5: Example of transitive inference of ML constraints.

**Property 4.2 Transitive inference of CL:** Let  $cc_1$  and  $cc_2$  be two connected components in  $CG$  with only positive edges in it (only ML constraints). Then, if there is a constraint  $C_{\neq}(x_i, x_j)$  with  $x_i \in cc_1$  and  $x_j \in cc_2$ , then the new constraints  $C_{\neq}(a, b)$  can be inferred for all  $a \in cc_1$  and  $b \in cc_2$  [12].

**The Chunklet Graph** This graph structure can be derived from the definition of the constraint graph and the concept of chunklet. Chunklets are defined in [186, 187] as “subsets of points that are known to belong to the same, although unknown, class”. With this definition, it is clear that ML connected components can be compared to chunklets, thus the chunklet graph can be obtained on the basis of the constraint graph. This is done by replacing ML connected components in  $CG$  by a single vertex which is adjacent to all former neighbors of the connected components [188]. In the case that vertices in  $CG$  also store position-related information (as in CC), the position of the new vertex is computed as the average of the nodes in the connected component [185].

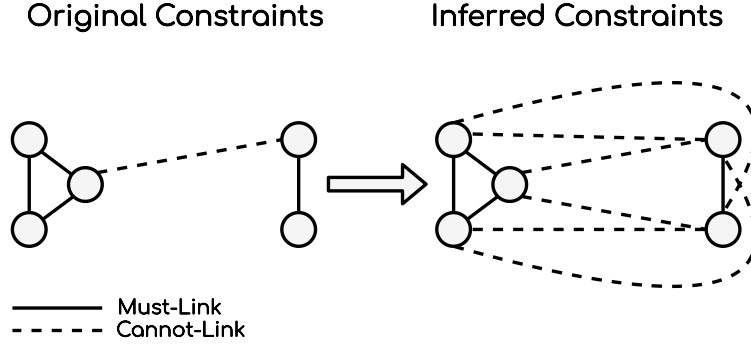


Figure 6: Example of transitive inference of CL constraints.

**The Cluster Skeleton** It is a reduced constraint set which defines the true basic clustering structure of the data. It is obtained by applying the farthest-first scheme to query an oracle about the constraint relating selected instances from the dataset. This is done within an iterative scheme in which membership neighborhoods are created and the farthest instance from all of them is always selected to be queried against at least one instance from every existing neighborhood. If it is constrained to any of those instances by ML, then it is added to that neighborhood and a new ML is created, whereas if it is constrained by CL to all of them, then a new neighborhood is created and related to the other one by CL. The goal of this procedure is to build a constraint set which defines as many disjoint clusters as possible, aiding later CC algorithms determine the number of clusters a feasible partition must have [189].

**The Infeasibility** The concept of infeasibility refers to the number of constraints violated by a given partition. It is one of the most used concepts in CC, as many objective/fitness functions include penalty terms that are directly proportional to the number of violated constraints. Given a partition  $C$  (an its associated list of labels  $L^C$ ) and a constraint set  $CS$ , the infeasibility can be defined as in Equation 3, with  $\mathbb{1}[\cdot]$  being the indicator function (returns 1 if the input is true and 0 otherwise) [190].

$$\text{Infs}(C, CS) = \sum_{C=(x_i, x_j) \in CS} \mathbb{1}[l_i^C \neq l_j^C] + \sum_{C \neq (x_i, x_j) \in CS} \mathbb{1}[l_i^C = l_j^C] \quad (3)$$

**The k-NN Graph** Also called k-NNG. It is not an exclusive concept from CC. It has been widely used in classic clustering literature and k-NN based classification. However, it is a very useful tool for CC research, therefore many CC approaches are built based on its definition. The k-NNG is a weighted undirected graph in which vertices represent instances from the dataset and every vertex is adjacent to at most  $k$  vertices. An edge is created between vertices  $u$  and  $v$  if and only if instances associated to  $u$  and  $v$  have each other in their k-nearest neighbors set. The weight  $w(v, u)$  for the edge connecting  $u$  and  $v$  is defined as the number of common neighbors shared by  $u$  and  $v$ :  $w(v, u) = |NN(u) \cap NN(v)|$ , with  $NN(\cdot)$  denoting the set of neighbors of the vertex given as argument [191].

## 5 Statistical Analysis of Experimental Elements

In this section, a general view on how CC methods are evaluated and compared is presented. Most studies in CC present one or various new methods that need to be evaluated and proved to be competitive with respect to the state-of-the-art at the time they were proposed. In this section, the three experimental elements used to do so are analyzed: the datasets, the validity indices, and the competing methods. Table 4 introduces the 15 most frequently used instances of these elements among all the papers analyzed in this study. All statistics presented in this section have been obtained by analyzing 270 studies, which propose a total of 307 methods. Some studies propose more than one method, and some methods are proposed in more than one study, hence the discordance between the number of papers analyzed and the number of proposed methods. Special cases of the experimental elements have not been taken into consideration to obtain the statistics presented in this section. In other words, if a paper uses the Iris dataset for its experiments but removes one of the three classes in the dataset, it is then considered as a single use of the classic Iris dataset, and not listed as a separate dataset. The same can be said for the other two experimental elements. For example, uses of the Pairwise F-measure (PF-measure) are included in the count of the F-measure, and variations on the initialization methods of COP-K-Means are included in the count of the basic COP-K-Means. This is done to obtain more representative and general statistics.

Datasets		Competing Methods		Validity Indices	
Name	No. of Uses	Name	No. of Uses	Name	No. of Uses
Iris	134	COP-K-Means	64	Normalized Mutual Information (NMI)	89
Wine	105	K-Means	57	Clustering Error (CE)	60
Ionosphere	72	MPCK-Means	34	Rand Index (RI)	55
Synthetic	69	SSKK	26	Adjusted Rand Index (ARI)	48
Glass	58	PCK-Means	22	F-measure	38
Breast	51	KKM	21	Time	25
Soybean	47	FFQS	17	Purity	11
Balance	43	Random	14	Unsat	11
Sonar	41	RCA	14	Non Standard (NS)	10
Heart	39	E <sup>2</sup> CP	13	Jaccard Coefficient (JC)	8
Digits	35	NCuts	13	Visual	7
Ecoli	28	CSI	13	V-measure	4
MNIST	28	CCSR	12	Precision	4
Protein	28	Constrained EM	12	Folkes-Mallows Index (FMI)	3
20Newsgroup	27	HMRf-K-Means	11	Constrained Rand Index (CRI)	3

Table 4: Most frequently used dataset in CC experimental setups.

Sections 5.1, 5.2 and 5.3 dive into the statistics of the frequently used experimental setups regarding datasets, validity indices and competing methods, respectively. Section 5.4 presents the most used procedure to artificially generate constraints for benchmarking purposes, and Section 5.5 gives a quick note on the use of statistical testing to support conclusions in CC literature.

## 5.1 Analysis of Datasets

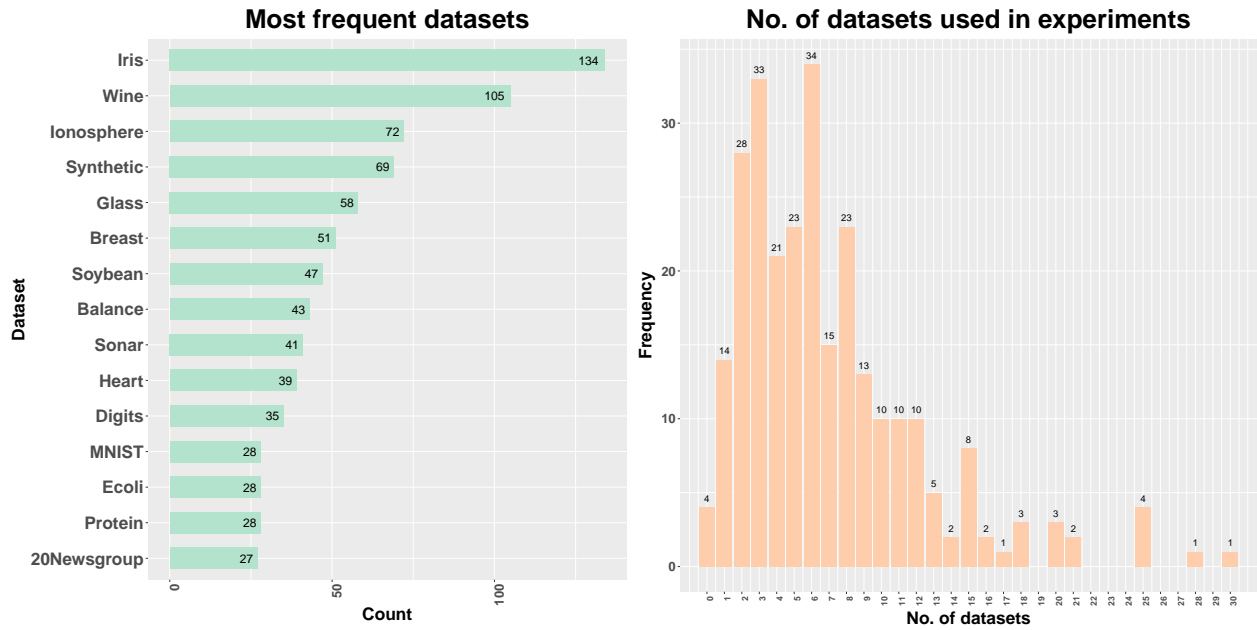
A total of 389 different datasets can be identified in the experimental sections of the literature in CC. Figure 7 displays three different statistical measures about the use of these datasets. Figure 7a depicts the same information contained in Table 4, presenting it visually for the sake of ease of understanding. Figure 7b gives a histogram of the number of datasets used in experiments. Lastly, Figure 7c introduces boxplots featuring the variability on the number of datasets used in different years.

From 7a, it is clear that classification datasets are used as benchmarks for CC methods. The reason for this lies in the lack of specific benchmarks, as very few have been proposed since the inception of the research topic. Classic classification datasets have to be used in order to generate the constraint sets needed by CC methods (see Section 5.4). In these cases, labels are never provided to the CC method, but used as the oracle to generate the constraint sets.

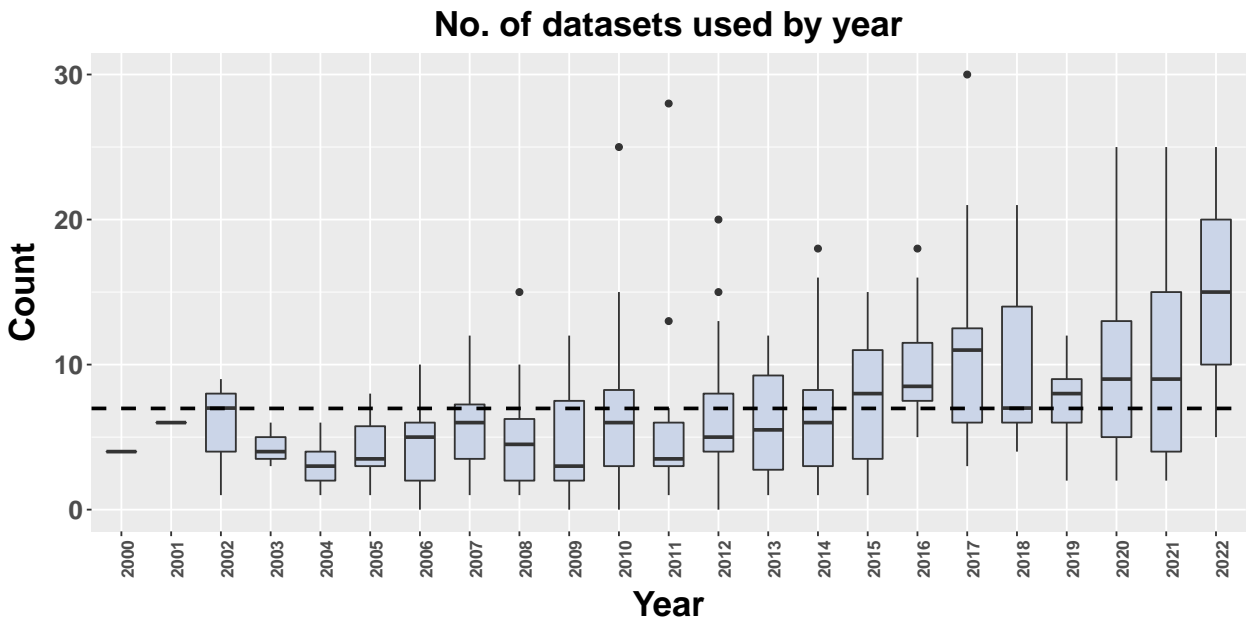
Looking at Figure 7b, it can be concluded that the most frequent number of datasets used in experiment is 6, and the study which uses the most datasets, analyzes up to 30 of them. Most papers use between 1 and 9 datasets. Note how some papers do not use any datasets, therefore they don't carry out any experiments to prove the efficacy of their proposal. Figure 7c shows a consistent increase over the years in the number of datasets used in experiments, probably due to the general growth in computing power, and to the increasing availability of datasets. It also shows how, except for the first few years, there is no consensus on the number of datasets to be used to demonstrate the capabilities of a new method, as boxplots show high variability within each year.

## 5.2 Analysis of Competing Methods

Any new CC method has to be proven to be competitive with the methods belonging to the state-of-the-art. Methods belonging to this category change over the years. Nonetheless, Figure 8a presents a set of methods which are used very frequently, and can be subsequently understood as baseline methods. In fact, most of them correspond to the first proposals in different CC categories, e.g.: COP-K-Means is the first CC method ever proposed, PCK-Means is the first penalty-based CC method, KKM is the first constrained spectral clustering method, FFQS is the first active constrained clustering method, etc. Section 7 presents all these methods within the context of their specific CC category. Algorithms such as K-means or NCuts stand out as well, as they are not CC algorithms but classic clustering algorithms. When the experiments carried out aim to prove not only the capabilities of a new CC method, but also the viability



(a) No. of times each dataset in Table 4 is used in experiments (b) Distribution of the number of datasets used in experiments



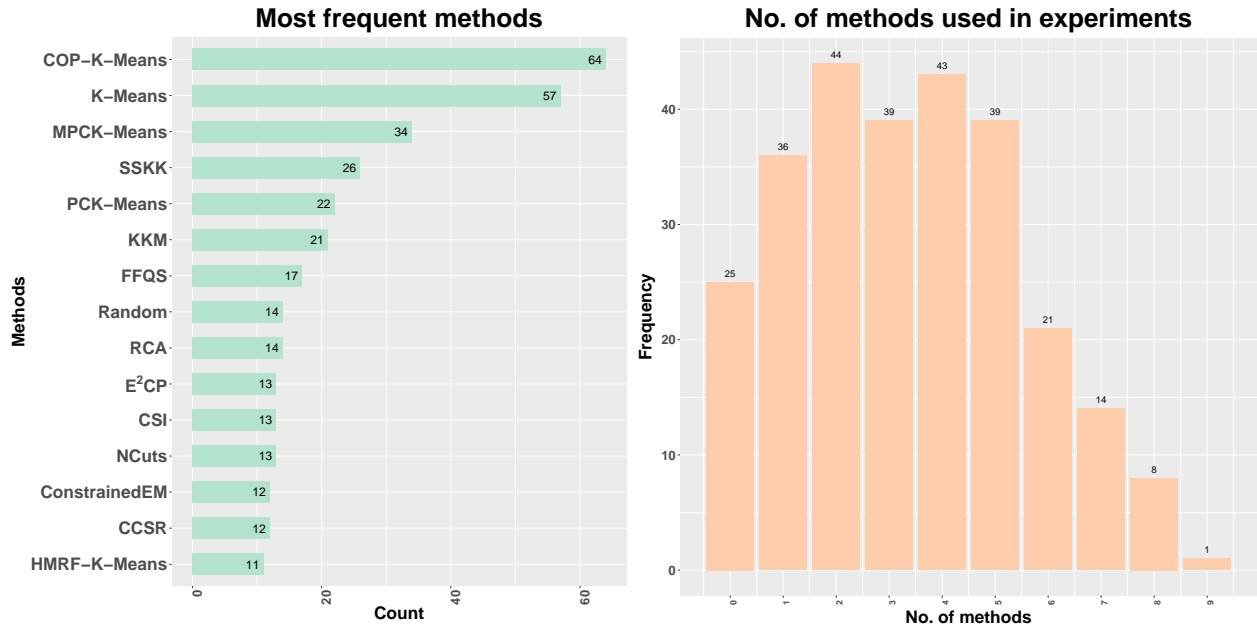
(c) Variability of the number of datasets used in every year (the dashed line represents the overall average)

Figure 7: Statistics about the datasets used in the experimental setups of all papers reviewed

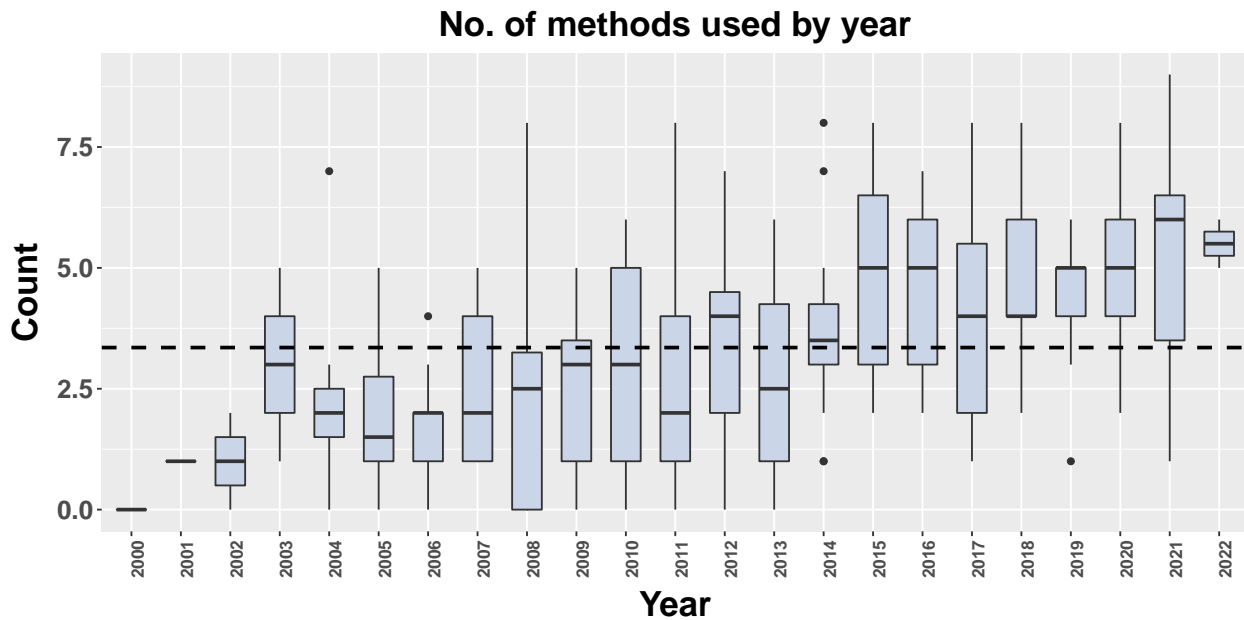
of CC itself (as in the first proposals) or the viability of any new constraint generation method, then comparing with classic clustering algorithm is justified.

Figure 8b shows the distribution of the amount of methods used in experimental setups in CC literature. The most frequent comparison uses only two methods, which is a very low number taking into account the plethora of methods available to compare with (307 particularly). However, comparisons using between 4 and 6 methods are also reasonably frequent, with said frequency decaying from 6 methods to 9, which are used only in a single study. There is a particular fact that may catch our attention: 25 studies chose not to compare against any previous proposals. Given how well

established baselines methods are, this should never be allowed in new CC studies. An increasing tendency can be observed in the number of methods used over the years. Likewise with the number of datasets (see Figure 7c). Accordingly, this can be caused by an increase in computing power over the year and by the increase in the number of available methods to compare against.



(a) No. of times each method in Table 4 is used in experiments (b) Distribution of the number of methods used in experiments



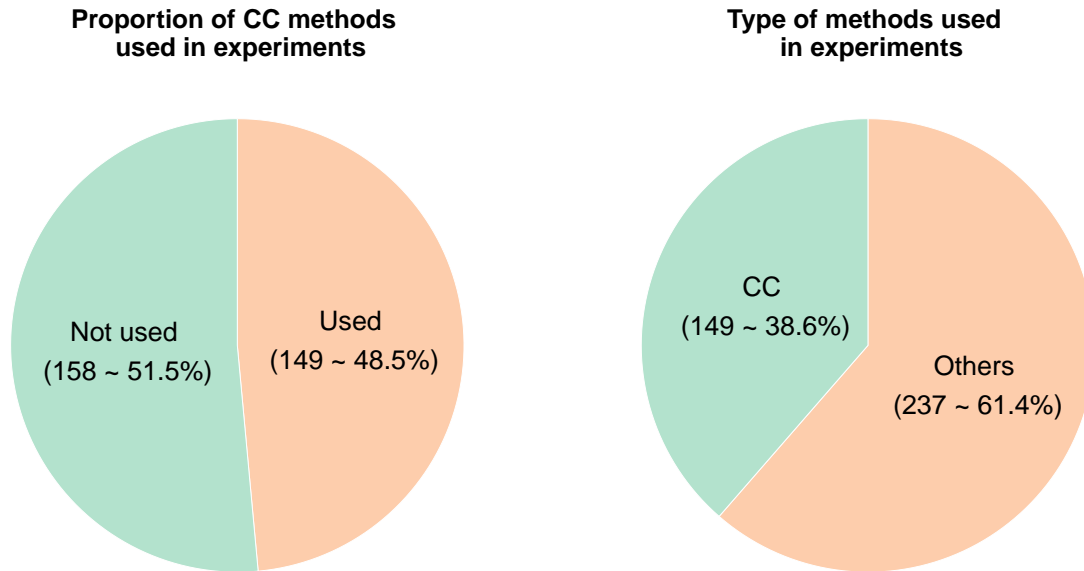
(c) Variability of the number of methods used in every year (the dashed line represents the overall average)

Figure 8: Statistics about the methods used in the experimental setups of all papers reviewed

Piecharts in Figure 9 show further statistics about the proportions of methods used in experiments in CC studies. For example, it may be interesting to answer the following question: from all methods used in experiments to compare with, how many of them are CC methods? Figure 9b answers this question. From all methods compared with (386), only 38.8% (147) are CC methods. The rest of the methods are not necessarily classic clustering methods, they can belong to

other fields of SSL or use different types of constraints. This may seem contradictory with respect to what Figure 7a shows. However, this is not the case. In conjunction, Figures 9 and 7a evidence that the most frequently used methods are CC methods, even if the number of different classic clustering methods used to compare against is higher than the number of different CC methods.

Another interesting question is: from all CC methods proposed over the years, how many of them are used to compare with in later studies? Figure 9a provides now the answer to this question. From all CC methods proposed (307) in the reviewed studies, 48.5% of them (149) are used in the experimental section of other studies. This indicates that more than half of the proposed methods have never been considered to be compared with by other authors. Of course, this statistic does not take into account the number of years any given method has been available to be used, only the absolute number of uses. However, this should not have a great impact in the proportions.



(a) Proportion of CC methods that are used in later studies to compare with.

(b) Proportion of methods used in experiments which are CC or other type of clustering methods.

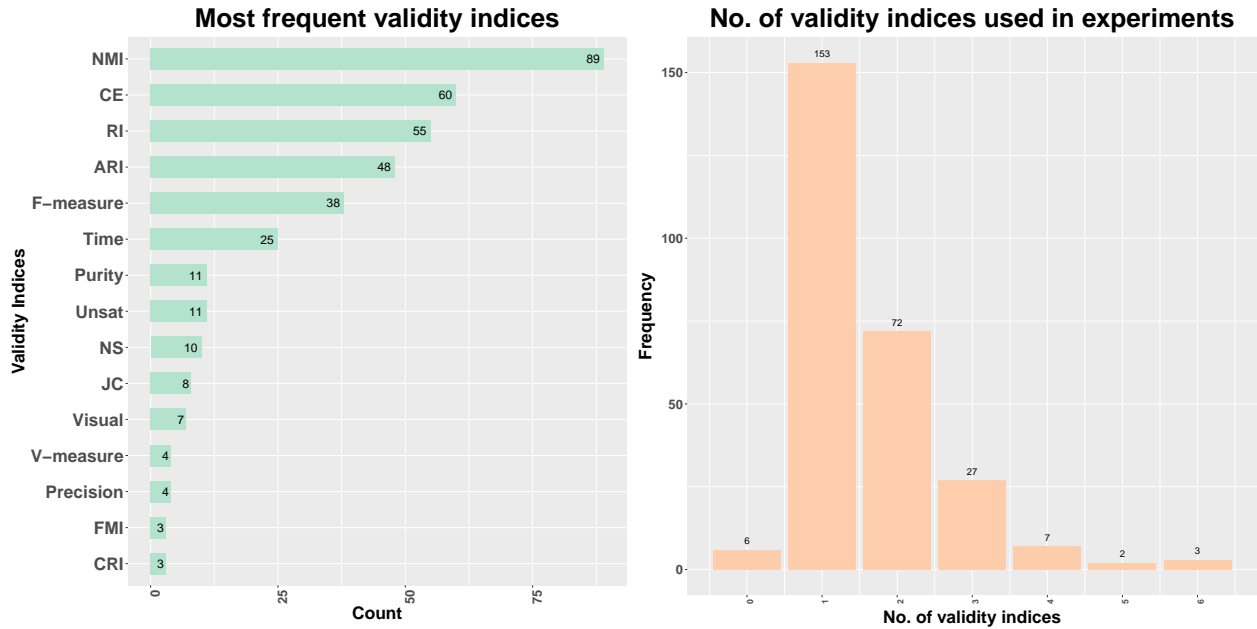
Figure 9: Piecharts depicting the usability of all CC methods reviewed in experimental setups

### 5.3 Analysis of Validity Indices

Validity indices are used to objectively evaluate the performance of a given method independently of the benchmarks it is tested in. This means that the output value of the validity indices is independent from the features of the benchmarks datasets, such as their size or their number of features in the case of classification datasets. The same analysis performed over the datasets (Section 5.1) is performed over the validity indices. Figure 10 shows the statistical summary on the usage of validity indices in CC literature (as it was performed for the datasets). From Figure 10a it is clear that the most used validity index is the Normalized Mutual Information (NMI), followed by the Clustering Error (EC), the Rand Index (RI), the Adjusted Rand Index (ARI) and the F-measure. Time is used to compare methods a total of 25 times, which represents a very low percentage over the total number of comparisons. Note how Visual validation makes it to the top 15, despite not being an objective and reliable comparison method. Non Standard (NS) measures are used in 10 studies, meaning that the used measure is proposed specifically in the same paper for that specific case or that it is never referred to again in CC literature. Among the 15 most used measures, there is only one specifically designed to compare CC methods: the Unsat. Unsat measures the proportion of constraints violated by the output partition of any given method, and therefore can be used to measure scalability with respect to the number of constraints. In this study, authors want to draw two validity indices to the attention of the reader: the Constrained Rand Index (CRI), proposed in [85], and the Constrained F-measure (CF-measure), proposed in [192]. These two validity indices are versions of RI and F-measure, respectively, corrected by the number of constraints available. They assume that the higher the number of constraints available, the easier it is to score a high value in classic clustering validity indices, therefore they correct (lower) those values with the size of the constraint set. These two measures are used in very few cases, while they are

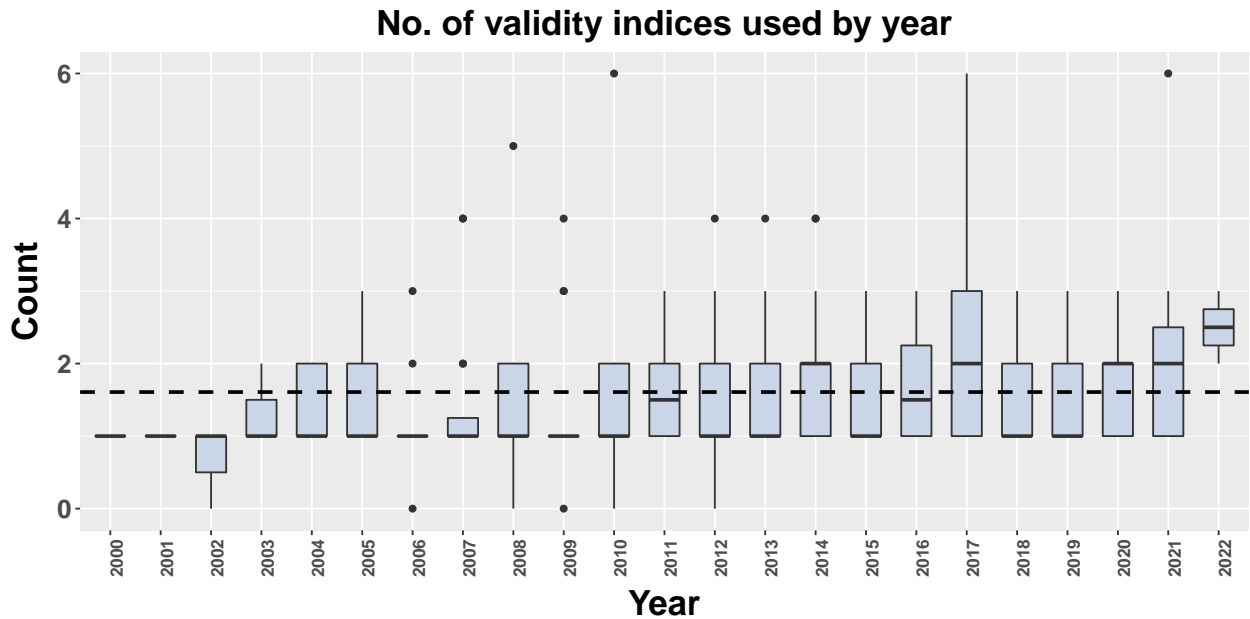
specifically designed to benchmark CC methods. This fact is particularly remarkable in the case of the CRI, as it was proposed along with the first CC study ever in [85].

Figure 10b shows that the most common number of validity indices used in CC literature is 1. Using more than one validity index is a healthy practice in any study, as demonstrating the capabilities of a new method in more than one dimension reinforces positive conclusions about it. With respect to Figure 10c, the variability observed in the other cases (Figures 7c and 8c) is not present here, as the number of validity indices used is not related to the computation power, and most of them were proposed before the inception of CC.



(a) No. of times each validity index in Table 4 is used in experiments

(b) Distribution of the number of validity indices used in experiments



(c) Variability of the number of validity indices used in every year (the dashed line represents the overall average)

Figure 10: Statistics about the validity indices used in the experimental setups of all papers reviewed

Some of the validity indices in Table 4 do not need to be specifically defined, as it is the case of the Time or the Visual indices, which are self-explanatory. Others are incidentally defined, such as the Precision, which is a by-product of the F-measure. Lastly, no general definition can be given for the Non Standard indices. For the rest of them, both a formal and intuitive definition can be found here. From now on, in this section,  $C$  refers to the partition generated by any given CC method, and  $C^*$  refers to the ground-truth partition. Please note the influence of the use of classification datasets in the selection of validity indices used to evaluate CC methods. All of the validity indices take two partitions as their input, and produce a measure according to their similarity or dissimilarity. Therefore, these validity indices can be used to evaluate the performance of a clustering algorithm only when one of the partitions given as input is the ground-truth partition, which can be obtained for labeled datasets only.

**Normalized Mutual Information (NMI)** The NMI is an external validity index that estimates the quality of a partition with respect to a given underlying labeling of the data. In other words, NMI measures how closely a clustering algorithm could reconstruct the underlying label distribution. Taking  $C$  as the random variable denoting the cluster assignments of instances (the partition), and  $C^*$  as the random variable denoting the underlying class labels, the NMI can be formulated in terms of information theory as in Equation 4 [193, 194, 189].

$$\text{NMI} = 2 \frac{I(C; C^*)}{H(C) + H(C^*)}, \quad (4)$$

where  $I(X; Y) = H(X) - H(X|Y)$  is the mutual information between the random variables  $X$  and  $Y$ ,  $H(X)$  is the Shannon entropy of  $X$  and  $H(X|Y)$  is the conditional entropy of  $X$  given  $Y$ . For more details on NMI please see [195]. The output value range for the NMI is  $[0, 1]$ , with high values indicating a high level of similarity between the two partitions, and a low value indicating a low level of similarity.

**The Clustering Error (CE)** The CE is the negative, unsupervised version of the classic classification accuracy. It measures the proportion of correctly clustered instances by best matching the cluster labels to the ground-truth labels. Given the permutation mapping function  $\text{map}(\cdot)$  over the cluster labels, the CE with respect to  $\text{map}(\cdot)$  can be computed as in Equation 5 [196, 197, 198]. The best mapping function that permutes clustering labels to match the ground truth labels can be computed by the Kuhn-Munkres algorithm (the Hungarian method) [196, 199]. Please note that the CE validity index is sometimes used in its positive form, which is the clustering accuracy. It can be computed by just changing the condition in the indicator function  $\mathbb{1}[\cdot]$  to be negative (replace  $=$  by  $\neq$ ). The output value range for the CE is  $[0, 1]$ , with high values indicating a low level of accuracy, and a low value indicating a high level of accuracy.

$$\text{CE} = 1 - \frac{1}{n} \sum_{i=1}^n \mathbb{1}[\text{map}(l_i^C) = l_i^{C^*}] \quad (5)$$

**The Rand Index (RI)** The RI measures the degree of agreement between two partitions. It can be used to measure the quality of a partition obtained by any CC algorithm by giving the ground-truth partition as one of them. Therefore, the two compared partitions are  $C$  and  $C^*$ . The RI views  $C$  and  $C^*$  as collections of  $n(n-1)/2$  pairwise decisions. For each  $x_i$  and  $x_j$  in  $X$ , they are assigned to the same cluster or to different clusters by a partition. The number of pairings where  $x_i$  is in the same cluster as  $x_j$  in both  $C$  and  $C^*$  is taken as  $a$ ; conversely,  $b$  represents the number of pairings where  $x_i$  and  $x_j$  are in different clusters. The degree of similarity between  $C$  and  $C^*$  is computed as in Equation 6 [200], where  $n$  is the number of instances in  $X$ . The output value range for the RI is  $[0, 1]$ , with high values indicating a high level of agreement between the two partitions, and a low value indicating a low level of agreement.

$$\text{RI} = \frac{a + b}{n(n-1)/2} \quad (6)$$

The RI can be conveniently formulated in terms of the elements of a confusion matrix as well [201]. Equation 7 defines these elements in terms of cluster memberships in a partition, which can be referred to as: True Positives (TP), False

Positives (FP), True Negatives (TN), and False Negatives (FN). Equation 8 makes use of these elements to give a new definition for the RI.

$$\begin{aligned}
\text{TP} &= \{(x_i, x_j) | l_i^{C^*} = l_j^{C^*}, l_i^C = l_j^C, i \neq j\} \\
\text{FP} &= \{(x_i, x_j) | l_i^{C^*} = l_j^{C^*}, l_i^C \neq l_j^C, i \neq j\} \\
\text{TN} &= \{(x_i, x_j) | l_i^{C^*} \neq l_j^{C^*}, l_i^C \neq l_j^C, i \neq j\} \\
\text{FN} &= \{(x_i, x_j) | l_i^{C^*} \neq l_j^{C^*}, l_i^C = l_j^C, i \neq j\}
\end{aligned} \tag{7}$$

$$\text{RI} = \frac{|\text{TP}| + |\text{TN}|}{|\text{TP}| + |\text{FP}| + |\text{TN}| + |\text{FN}|} \tag{8}$$

**The Adjusted Rand Index (ARI)** The ARI is the corrected-for-chance version of the RI. This correction is done by taking into account the expected similarity of all comparisons between partitions specified by the random model to establish a baseline. This modifies the output value range of the original RI, transforming it into  $[-1, 1]$  and slightly changing its interpretation. In ARI, a high output value still means a high level of agreement between the two partitions, and a low value means a low level of agreement. However, a value lower than 0 means that the results obtained are worse than those expected from the average random model. Equation 9 gives the formalization for the ARI [202].

$$\text{ARI} = \frac{\text{RI} - \text{Expected Index}}{\text{Maximum Index} - \text{Expected Index}}, \tag{9}$$

where Expected Index is the degree of similarity with a random model, Maximum Index is assumed to be 1, and RI is the RI value computed for partitions  $C$  and  $C^*$ .

**Pairwise F-measure (PF-measure)** The PF-measure is defined as the harmonic mean of pairwise precision and recall, which are classic validity indices adapted to evaluate pairs of instances. For every pair of instances, the decision to cluster this pair into the same or different clusters is considered to be correct if it matches with the underlying class labeling. In other words, the PF-measure gives the matching degree between the obtained partition  $C$  and the ground-truth class labels  $C^*$ . It can be formalized as in Equation 11 [189, 193], where Precision and Recall are defined as in Equation 10, following the notation introduced in Equation 7 [201]. For more details on the PF-measure please see [203]. The output value range for the PF-measure is  $[0, 1]$ , with high values indicating a high level of agreement between the two partitions, and a low value indicating a low level of agreement.

$$\text{Precision} = \frac{|\text{TP}|}{|\text{TP}| + |\text{FP}|}, \quad \text{Recall} = \frac{|\text{TP}|}{|\text{TP}| + |\text{FN}|}. \tag{10}$$

$$\text{PF-measure} = 2 \frac{\text{Precision} \times \text{Recall}}{\text{Precision} + \text{Recall}} = \frac{2|\text{TP}|}{2|\text{TP}| + |\text{FP}| + |\text{FN}|}. \tag{11}$$

**The Constrained Pairwise F-measure (CPF-measure)** The CPF-measure is a version of the classic PF-measures that takes constraints into account. It does so by including the number of ML constraints in the computation of the Precision and Recall terms as in Equation 12. This way, the number of correctly clustered instances is penalized by the number of ML constraints. Subsequently, the higher the number of ML constraints available to perform clustering, the less credit the term TP is given. The final CPF-measure can be computed as in Equation 13. The output value range for the CPF-measure is  $[0, 1]$ , and the value is interpreted as in the PF-measure.

$$\text{Precision}' = \frac{|\text{TP}| - |C_{=}|}{|\text{TP}| + |\text{FP}| - |C_{=}|}, \quad \text{Recall}' = \frac{|\text{TP}| - |C_{=}|}{|\text{TP}| + |\text{FN}| - |C_{=}|}. \tag{12}$$

$$\text{CPF-measure} = 2 \frac{\text{Precision}' \times \text{Recall}'}{\text{Precision}' + \text{Recall}'}. \tag{13}$$

**The Purity** This is a classic validity index used to evaluate the performance of clustering methods. It measures the homogeneity of the generated partition, i.e.: the extent to which clusters contain a single class [204, 205, 206]. It can be computed by determining the most common class of each cluster  $c_i$  (with respect to the true labels  $C^*$ ), which can be done by determining the greatest intersection with respect to the ground-truth partition. The sum of all intersection is then divided by the total number of instances  $n$  in the partition  $C$  to obtain the Purity value of said partition. Equation 14 formalizes this concept. The output value range for the Purity is  $[0, 1]$ , with high values indicating high level of resemblance between the two partitions, and a low value indicating a low level of resemblance.

$$\text{Purity} = \frac{1}{n} \sum_{c_i \in C} \max_{c_i^* \in C^*} |c_i \cap c_i^*| \quad (14)$$

**The Unsat** The Unsat measures the ability of any given CC method to produce partitions satisfying as many constraints as possible. It is computed as the ratio of satisfied constraints as in Equation 15 [81, 95]. It produces a value in the range  $[0, 1]$ , with a high value indicating a high number of violated constraint, and a low value indicating the contrary.

$$\text{Unsat} = \frac{\text{Infs}(C, CS)}{|CS|}. \quad (15)$$

**The Jaccard Index (JC)** The JC measures similarity between finite sample sets. It is defined as the size of the intersection divided by the size of the union of the sample sets. However, this definition is inconvenient when JC is applied to measure the quality of a partition. Subsequently, a more useful definition can be given in terms of Equation 7 as in Equation 16 [207, 208, 209]. Please note that a high value of the CJ in the range  $[0, 1]$  indicates high dissimilarity between the two compared partitions, while a low value indicates high similarity.

$$\text{JC} = \frac{|\text{TP}|}{|\text{TP}| + |\text{FP}| + |\text{FN}|} \quad (16)$$

**The V-measure** . This measure is closely related to the NMI, as it can be viewed as a version of it that computes the normalization of the denominator in Equation 4 with an arithmetic mean instead of a geometric mean. The V-measure is defined as the harmonic mean of Homogeneity and Completeness, which evaluate a partition in a complementary way [210, 211]. Homogeneity measures the degree to which each cluster contains instances from a single class of  $C^*$ . This value can be computed as in Equation 17, where  $H(X|Y)$  is the conditional entropy of the class distribution of partition  $X$  with respect to partition  $Y$ , and  $H(X)$  is the Shannon entropy of  $X$ . Following the same notation, the Completeness can be defined as in Equation 18. This can be intuitively interpreted as the degree to which each class is contained in a single cluster. Subsequently, the V-measure is computed as in 19 [210]. Please note that another aspect to which the V-measure and the NMI are closely related is that the mutual information between two random variables  $I(X; Y)$  can always be expressed in terms of the conditional distribution of said variables  $H(X|Y)$  as follows:  $I(X; Y) = H(X) - H(X|Y)$ . The output value range for the V-measure is  $[0, 1]$ , with high values indicating a high level of similarity between the two partitions, and a low value indicating a low level of similarity.

$$\text{Homogeneity} = 1 - \frac{H(C^*|C)}{H(C^*)}. \quad (17)$$

$$\text{Completeness} = 1 - \frac{H(C|C^*)}{H(C)}. \quad (18)$$

$$\text{V-measure} = 2 \frac{\text{Homogeneity} \times \text{Completeness}}{\text{Homogeneity} + \text{Completeness}}. \quad (19)$$

**The Folkes-Mallows Index (FMI)** The FMI is another classic external validity index used to measure the similarity between two partitions. It is defined as the geometric mean of the Precision and the Recall [209]. It can be formulated as in Equation 20. The output value range for the FMI is  $[0, 1]$ , with high values indicating a high level of agreement between the two partitions, and a low value indicating a low level of agreement.

$$\text{FMI} = \sqrt{\frac{|\text{TP}|}{|\text{TP}| + |\text{FP}|} \times \frac{|\text{TP}|}{|\text{TP}| + |\text{FN}|}} = \sqrt{\text{Precision} \times \text{Recall}} \quad (20)$$

---

**The Constrained Rand Index (CRI)** The CRI is a revised version of the RI which includes constraints specifically in its definition. It introduces the concept of free decisions, which are defined as decisions not influenced by constraints. The CRI subtracts the number of available constraints from the numerator and the denominator of the classic RI [85, 212]. As a result, it only evaluates the performance of the CC methods in the free decisions. Equation 21 formalizes CRI, following the same notation as Equation 6 (RI). Its results are interpreted as those of RI, but taking into account that the difficulty to obtain values close to 1 increases with the size of the constraint set  $|CS|$ .

$$\text{CRI} = \frac{a + b - |CS|}{n(n - 1)/2 - |CS|} \quad (21)$$

#### 5.4 Constraint Generation Methods

The most frequently used procedure to generate constraints is the one proposed in [86]. It is a simple yet effective method to generate a set of constraints based on a set of labels, hence the generalized use of classification datasets as benchmarks in CC literature. It consists of randomly choosing pairs of instances and setting a constraint between them depending on whether their labels are the same (ML constraint) or different (CL constraint).

The way pairs of instances are chosen from the dataset may differ from one study to another. However, two common trends are observed. One first decides the percentage of labeled data the oracle has access to and then generates the complete constraints graph based on those labels. The other one first decides the size of the constraint set, and then extracts random pairs of instances from the complete dataset. On the one hand, the first method is more realistic in the sense that it has limited access to labeled data, although it may bias the solution towards poor local optima if the selected labeled instances are not representative enough of the whole dataset. On the other hand, the second constraint generation method has virtual access to the complete set of labels, as pairs of instances are randomly chosen, and the constraint set may end up involving all instances in the dataset in at least one constraint, which might not be a realistic scenario. Nevertheless, it is less likely to bias the solution towards local optima.

There is no consensus on how many constraints need to be generated in order to evaluate the capabilities of a given CC method. However, some general guidelines can be given. Based on Observation 5.1, it is clear that proper empiric evaluation of CC methods must include an averaging process on the results obtained for different constraint sets, in order to reduce the effects of specific adverse constraint sets.

**Observation 5.1** *Specific constraint sets can have adverse effects. Even if constraint sets are generated on the basis of the true labels, some constraint sets may decrease accuracy when predicting those very labels [11].*

Given Observation 5.2, testing CC methods should include different levels of constraint-based information. This must be done in order to study the scaling capabilities of the proposed method. If a method does not scale the quality of the solutions with the size of the constraint set, any improvement over the solutions obtained with an empty constraint set may be due to random effects.

**Observation 5.2** *The accuracy of the predictions scales with the amount of constraint-based information. The quality of the solution should scale with the size of the constraint set: the more constraint are available, the better the results obtained are [11].*

#### 5.5 On the Use of Statistical Tests

Statistical testing is a settled practice in Computer Science. It provides objective evidence of the results of a study, supporting its conclusions, either if the used tests are Null Hypothesis Statistical Tests (NHST) [213] or the more recent Bayesian Tests [214]. However, this does not seem to be the case in the CC area. As shown in Figure 11, only 5,6% of the studies (16 out of 270) analyzed in this review use statistical testing to support their conclusions. Authors consider this to be one of the major criticisms of the area of CC. Studies supporting their conclusions on mere average results values for any validity index/indices (as it is the case for most of them) should be encouraged to use statistical testing to further objectively prove their hypotheses.

## 6 Scoring System

The aim of this study is not only to give a taxonomy of constrained clustering methods, but also to provide researchers with tools to decide which methods to use. This section proposes a scoring system that is designed to indicate the potential and popularity of every reviewed method. This system assigns a numerical value to every CC method, which

## Proportion of CC studies using statistical tests

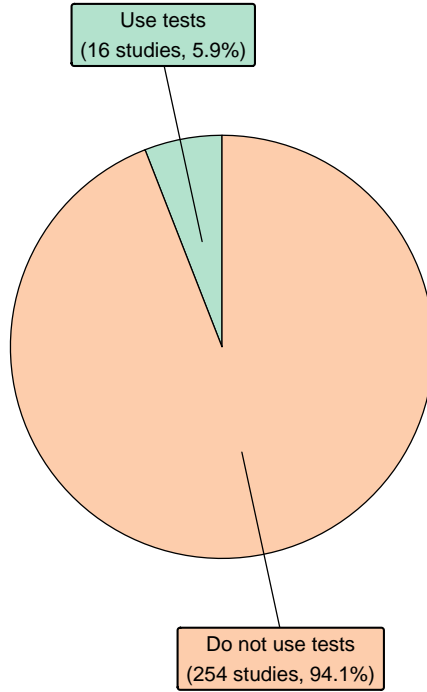


Figure 11: Piechart featuring the proportion of CC studies which use statistical tests.

will be later used to rank all 307 of them. This value can be interpreted as a measure for the quality of the method. Three semantically different aspects of every method  $\mathcal{A}$  are analyzed to decide its score: the quality of the experimental setup they are tested in ( $EQ_{\mathcal{A}}$ ), the confidence in the results obtained in the experiments ( $VQ_{\mathcal{A}}$ ), and the influence of the method in later studies ( $I_{\mathcal{A}}$ ). As for the formalization of these concepts, it is necessary to define the basic quantifiable elements that can be obtained from a method, which are shown in Table 5. All of them are lists that contain a value or a set of values associated to every method. Therefore, the length of these lists is always equal to the number of methods reviewed in this study. These lists can be accessed in a more precise way, by method or by year. For example:  $D_{\mathcal{A}}$  is a single value which refers to the number of datasets used to test method  $\mathcal{A}$ , and  $D^Y$  is a list of values referring to the number of datasets used to test methods from year  $Y$ . Note that  $M_{\mathcal{A}}$  is the list of methods used to compare  $\mathcal{A}$ , therefore  $M^Y$  is a list of lists.

Function	Meaning
$Y$	The list of publication years for all methods.
$M$	The lists of sets of methods used in comparisons.
$C$	The list of number of times a method is used to be compared with in later studies.
$T$	The list of indicators for the use of statistical tests for every method
$D$	The list of number of datasets used to test every method.
$V$	The list of number of validity indices used to evaluate every method.

Table 5: Functions to get basic features of methods.

In this study, authors have decided to evaluate each method within its time context, i.e. the year of publication of the method is taken into account to compute its score. This is done to remove the computational capacity component from the scoring system, as the number of datasets or the number of methods used to test new proposal is highly dependent of said parameter (see Figure 7 and Figure 8). Moreover, publication requirements and standards change over the years, and tend to become more rigid. Not taking the year of publication into account would greatly benefit recent methods, as their studies have to meet harder publication requirements which are usually related to their novelty and their experimental quality.

## 6.1 Scoring of the Experimental Quality

The quality of the experimental setup  $EQ$  used to test a method  $\mathcal{A}$  can be computed with information that is fully contained in the study which proposes it. Two of the experimental elements introduced in Section 5 take part in this procedure: the number of datasets used to test the scoring method  $\mathcal{A}$  (in list  $D$ ), and the methods that are used to compare it (in list  $M$ ). Equation 22 gathers these two basic measures and gives the expression to compute the experimental quality of a scoring method  $EQ_{\mathcal{A}}$ .

$$EQ_{\mathcal{A}} = \frac{\alpha_1^{Y_{\mathcal{A}}} D'_{\mathcal{A}} + \alpha_2^{Y_{\mathcal{A}}} MS'_{\mathcal{A}}}{\alpha_1^{Y_{\mathcal{A}}} + \alpha_2^{Y_{\mathcal{A}}}}, \quad (22)$$

where the  $MS_{\mathcal{A}}$  term is computed on the basis of  $M_{\mathcal{A}}$ , but taking the publication year of both the scoring method  $\mathcal{A}$  and the compared method  $m$  into account, as shown in Formula 23. As a result, every compared method  $m$  contributes in an inversely proportional way to  $MS$  with respect to the difference between the years of publication of the two methods<sup>1</sup>. This way, methods published in years close to the year of publication of  $\mathcal{A}$  contribute more to  $MS_{\mathcal{A}}$  than methods published long time before  $\mathcal{A}$ . In other words: the contribution of every method is proportional to its novelty in the year it is used to make comparisons. Please note that non CC methods are always considered to be published one year before the first CC was published (1999). Subsequently, the contribution of non CC methods to  $MS_{\mathcal{A}}$  decays invariably with the years. By doing this, the first CC methods comparing with classic clustering methods are given credit by the comparison, as no CC baseline methods could have been established by that time. However, this is not the case for modern CC methods, which must be compared to other CC methods for said comparison to be meaningful.

$$MS_{\mathcal{A}} = \frac{1}{|M_{\mathcal{A}}|} \sum_{m \in M_{\mathcal{A}}} \frac{1}{Y_{\mathcal{A}} - Y_m}. \quad (23)$$

Both the values of  $D$  and  $MS$  are normalized within each year following the normalization procedure described in Equation 24 (min-max normalization), which results in  $D'$  and  $MS'$ . This is done to lessen the effects that the computation capability context can have in  $EQ_{\mathcal{A}}$ . Please note that, only with respect to the year grouping aspects, methods published in years 2000-2003 are considered to belong to the same time context, hence they are treated as if they were published in the same year. With this in mind, neither Equation 23 nor Equation 28 are affected. This is done to enable withing-groups normalization and comparisons, as only 1 method was published in 2000 and 2001, and only 3 were published in 2002 and 2003. These were the years in which the CC research topic was conceived and it was starting to grow in interest (see Section 3.4). Subsequently, authors consider this exception to be justified.

$$D'_{\mathcal{A}} = \frac{D_{\mathcal{A}} - \min(D^{Y_{\mathcal{A}}})}{\max(D^{Y_{\mathcal{A}}}) - \min(D^{Y_{\mathcal{A}}})}, \quad MS'_{\mathcal{A}} = \frac{MS_{\mathcal{A}} - \min(MS^{Y_{\mathcal{A}}})}{\max(MS^{Y_{\mathcal{A}}}) - \min(MS^{Y_{\mathcal{A}}})}. \quad (24)$$

The last elements to be introduced from Equation 23 are the  $\alpha_1^{Y_{\mathcal{A}}}$  and  $\alpha_2^{Y_{\mathcal{A}}}$  values, which are different for every year. These values are used to determine the influence of the datasets score and the compared methods score in the computation of the experimental quality score. They are computed as in Equation 25, where  $\sigma(\cdot)$  and  $\mu(\cdot)$  are functions which return the standard deviation and the mean of the list of values given as argument, respectively. Subsequently,  $\alpha_1^{Y_{\mathcal{A}}}$  and  $\alpha_2^{Y_{\mathcal{A}}}$  are directly proportional to the standard deviation of the datasets scores and the compared methods scores, respectively. In other words,  $\alpha_1^{Y_{\mathcal{A}}}$  and  $\alpha_2^{Y_{\mathcal{A}}}$  are used to give more importance to disperse measures, which are usually good discriminators, and therefore are better suited to be used in a scoring system.

$$\alpha_1^{Y_{\mathcal{A}}} = \frac{\sigma(D'^{Y_{\mathcal{A}}})}{\mu(D'^{Y_{\mathcal{A}}})}, \quad \alpha_2^{Y_{\mathcal{A}}} = \frac{\sigma(MS'^{Y_{\mathcal{A}}})}{\mu(MS'^{Y_{\mathcal{A}}})}. \quad (25)$$

<sup>1</sup>This difference is considered to be 1 for methods published in the same year, in order to avoid divisions by 0.

## 6.2 Scoring of the Validation Procedure Quality

Once again, the information needed to determine the quality of the validation procedures  $VQ$  used to evaluate the results obtained with a method  $\mathcal{A}$  is fully contained in the study which proposes it. The two experimental elements (introduced in Section 5) that take part in this procedure are: the number of validity indices used to quantify the results obtained by the scoring method  $\mathcal{A}$  (in list  $V$ ), and the indicator of the use of statistical testing procedures (in list  $T$ ). The list  $T$  indicates which methods use statistical tests by giving them a value of 1, whereas the 0 value is assigned to method that do not support their conclusions with statistical tests. Equation 26 shows the expression to compute the validation procedures quality of a scoring method  $VQ_{\mathcal{A}}$ .

$$VQ_{\mathcal{A}} = V'_{\mathcal{A}} + T_{\mathcal{A}}, \quad (26)$$

where  $V'_{\mathcal{A}}$  is the normalized value of  $V_{\mathcal{A}}$ , which is computed following formula 27. Please note that in this case the min-max normalization does not take the publication year into account (in contrast to Equation 24), as the number of validity indices used to quantify the results of the proposed methods does not show any tendency with respect to the publication year (see Figure 10). Authors consider studies which use statistical tests to have a significantly higher confidence rate in their results, hence the strength of the second term in Equation 26.

$$V'_{\mathcal{A}} = \frac{V_{\mathcal{A}} - \min(V)}{\max(V) - \min(V)}. \quad (27)$$

## 6.3 Scoring of the Influence

The influence  $I$  of a given method  $\mathcal{A}$  cannot be computed with just the information contained in the study which proposes the method. This aspect of the method refers to how influential it has been in later literature, i.e. how many times method  $\mathcal{A}$  has been used to make experimental comparisons. This number differs from the total number of times it has been cited, as a citation does not guarantee that the method is being used to make comparisons. In fact, this is one of the hardest aspects to evaluate, and requires experimental comparisons carried out in a corpus of papers to be self-contained. This means that no method referred in the experimental section of any paper is left out of the corpus. As will be explained in Section 7, authors have made sure that this is the case for the taxonomy presented in this study. However, once this information has been obtained, an index for the influence of any given method can be computed as simply as in Equation 28, where  $CY$  refers to the current year, therefore  $CY = 2022$ . This is, the number of times a method is used in experimental comparisons divided by the number of years it has been available.

$$I_{\mathcal{A}} = \frac{C_{\mathcal{A}}}{CY - Y_{\mathcal{A}}}. \quad (28)$$

## 6.4 Final Scoring

The final scoring  $S$  of any given method  $\mathcal{A}$  can be computed by normalizing and adding up the three partial scores presented in previous sections, and scaling the output range to  $[0, 100]$ . Equation 29 gives the expression to compute  $S_{\mathcal{A}}$ . Please note that none of the partial scores are bounded, hence the need of the min-max normalization step in Equation 30.

$$S_{\mathcal{A}} = \frac{(EQ'_{\mathcal{A}} + VQ'_{\mathcal{A}} + I'_{\mathcal{A}}) \times 100}{3}. \quad (29)$$

$$EQ'_{\mathcal{A}} = \frac{EQ_{\mathcal{A}} - \min(EQ)}{\max(EQ) - \min(EQ)}, \quad VQ'_{\mathcal{A}} = \frac{VQ_{\mathcal{A}} - \min(VQ)}{\max(VQ) - \min(VQ)}, \quad I'_{\mathcal{A}} = \frac{I_{\mathcal{A}} - \min(I)}{\max(I) - \min(I)}. \quad (30)$$

Finally, authors want to remark that no hand-tuned parameter is needed to compute  $S_{\mathcal{A}}$ . Consequently, the probability of introducing any human bias in the scoring system is reduced.

## 7 Taxonomic Review of Constrained Clustering Methods

In this section, a ranked taxonomic classification for a total of 307 CC methods is presented. The starting point to obtain the corpus of CC studies to be reviewed was to run Query 7.1 in the Scopus scientific database.

**Query 7.1 Scopus Query:** ( TITLE-ABS-KEY ( "constrained clustering" ) OR TITLE-ABS-KEY ( "semi-supervised clustering" ) AND TITLE-ABS-KEY ( "constraint" OR "constraints" OR "constrained" ) )

This is a very general and wide query, which was conceived to make sure that the most of the CC research area was contained in its output. This search outputted 1162 indexed scientific papers in 24/3/2022. Authors briefly reviewed and evaluated all of these papers to remove those which did not belong to the CC research area. Afterwards, a recursive procedure was used to obtain the final corpus to be reviewed: if a study compares its proposal with a CC proposal not included in the corpus, then the newly identified study is included and applied this procedure over. This is done with the aim of producing a self-contained comparison.

Figure 12 presents a taxonomic tree, organizing the categories in which the CC landscape may be divided. Particular methods are introduced and discussed in Sections 7.1 to 7.17, where tables detailing the features of every method can be found.

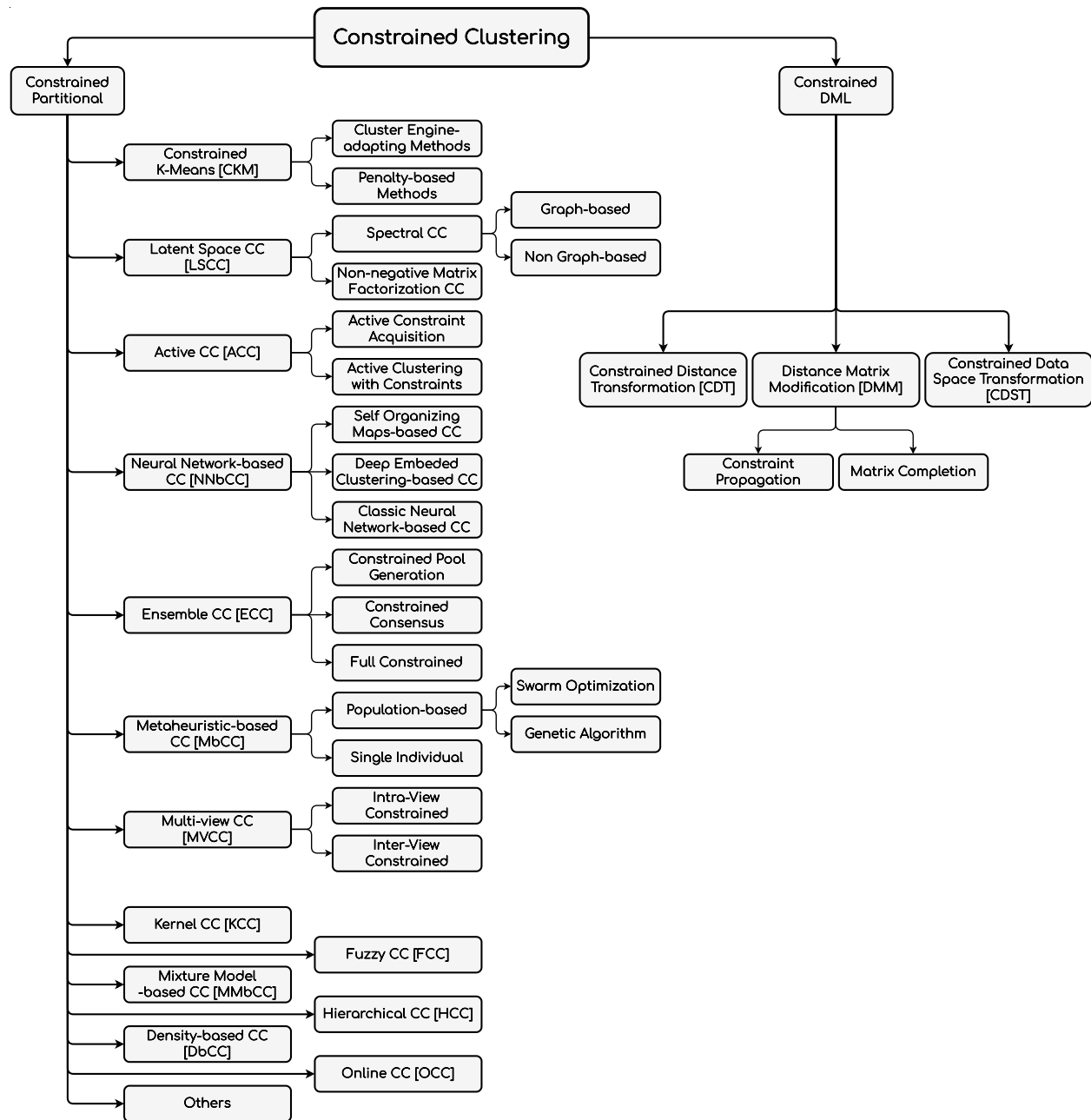


Figure 12: Taxonomic tree for the CC landscape.

As Figure 12 shows, a high-level dichotomy can be made within the CC area: constrained partitional methods versus constrained distance metric learning (DML) methods [11, 12]. The main difference lies in their approach to CC and in their output. In constrained partitional methods, constraints are included into a procedure that progressively builds a partition for the dataset. This is typically done by designing a clustering engine which can deal with constraints or by including constraints in the objective function of a given method, for example, by means of a penalty term. Generally, constrained partitional methods produce a partition of the dataset, which may be accompanied by other by-products of the CC method, such as new constraints or feature weights. On the other hand, constrained DML methods aim to learn a distance metric that reflects the information contained in the constraint set. In general, the learned distances will try to bring ML instances together in the output space, while trying to maximize the distance between CL instances. Generally, constrained DML methods do not produce a partition of the dataset, but a new metric, data space or distance matrix. This output can be used to later produce a partition by means of classic clustering algorithms, or even by constrained clustering algorithms. Please note that the difference found between the three classes of constrained DML methods is merely conceptual, as the results of all the three of them (new metric/data space/distance matrix) can always be derived from each other using classic DML methods. However, the distinction between the three classes is useful from the point of view of CC, as their approach to the problem is different. The vast majority of CC methods are constrained partitional methods. There are hybrid methods, which combine features inherited from both approaches.

Feature tables in Sections 7.1 to 7.17 generally include 8 columns:

- The  $S_A$  column gives the quality score assigned to each method. It is computed following the scoring system introduced in Section 6.
- The **Acronym** column provides the acronym of the method. Bearing in mind that some authors do not name their methods, we have decided to refer to these methods by the initials of their authors' names. However, there are exceptions for this rule, such as methods that are not named by their author but are consistently referred by later literature with a given name. In cases in which two methods have the same name, the year it was proposed in is added at the end of the name to differentiate them.
- The **Full Name** column gives the full name of the method. Methods named after the initials of their authors' names are marked with the word **names**. Methods whose name does not refer to neither any acronym nor authors' initials are marked with a hyphen dash ("-").
- The **Penalty** column takes two values: "✓" or "×". This indicates whether constraints are included in the method by means of a penalty term in its objective function ("✓") or by other means ("×").
- The **ML** and **CL** columns refer to the type of constraints the method can handle. **Soft** is used for soft constraints, **Hard** is used for hard constraints, **Hybrid** is used for method that can use both hard and soft constraints. If a method cannot handle ML or CL constraints it is indicated with "-".
- The **Hybrid** column indicates if the method belongs to more than one class, specifying the classes it belongs to. The "-" character is used if the method belongs to only one class.
- The **Year** and **Ref** columns provide the year of publication and the reference of the method respectively.

## 7.1 Constrained K-Means

The Constrained K-Means (CKM) category gathers methods that can be considered modifications over the classic K-Means algorithm to include constraints. Their common feature is that all of them use an expectation-minimization (EM) optimization scheme. In the expectation step of an EM scheme, instances are assigned to clusters minimizing the error according to an objective function. In the minimization step, centroids are reestimated according to the assignments made in the expectation step. A plethora of objective functions and centroid update rules has emerged to approach the CC problem, although methods belonging to these category can be divided into two main categories.

### 7.1.1 Cluster Engine-adapting Methods

Cluster engine-adapting methods modify one of the two steps (or both) from the EM scheme in order to include constraints. Methods belonging to this category are presented in Table 6. The first and most basic method performing CC this way is COP-K-Means. It modifies the instance to clusters assignment rule from the expectation step (the clustering engine) so that an instance is assigned to the cluster associated to its closer centroid whose assignment does not violate any constraint. Another popular technique in this category consists of performing clustering over the previously computed chunklet graph (which enforces ML), considering only CL in the expectation step. This is how methods like CLAC, CLWC, PCCK-Means, PCBK-Means or SSKMP perform CC. All of them consider hard ML. They differ from each other in the way in which they build their particular chunklet graph, which may contain weighted chunklets (as in CLAC and CLWC), or may rank chunklets in order for them to be examined more efficiently (as in

PCCK-Means). Other methods use basic chunklet graph (like PCBK-Means and SSKMP). Some methods include constraints in EM scheme that are not basic K-Means, like SSKMP, which is a constrained version of the K-Medoids algorithm. Based on the COP-K-Means, methods like CLC-K-Means or ICOP-K-Means are designed to solve the dead-ends problem found in the basic algorithm.

$S_A$	Acronym	Full Name	Penalty	ML	CL	Hybrid	Year	Ref.
33.33	COP-K-Means	COstrained Partitional - K-Means	×	Hard	Hard	—	2001	[86]
16.94	PCSK-Means	Pairwise Constrained Spherical K-Means	×	Hard	Soft	—	2007	[215]
7.62	CLAC	Constrained Locally Adaptive Clustering	×	Hard	Hard	Graph-based	2008	[216]
7.56	MLC-K-Means	Must-Link Constrained - K-Means	×	Soft	Soft	—	2008	[217]
12.54	CLWC	Constrained Locally Weighted Clustering	×	Hard	Soft	—	2008	[188]
7.90	COPGB-K-Means	COstrained Partitional Graph-Based - K-Means	×	Soft	Soft	Graph-based	2008	[218]
9.14	PCCK-Means	Partial Closure-based Constrained K-Means	×	Hard	Soft	—	2008	[219]
3.79	SCK-Means	Soft Constrained K-Means	×	Hybrid	Hybrid	—	2009	[45]
5.16	CMSC	Constrained Mean Shift Clustering	×	Soft	Soft	—	2009	[220]
6.51	SCKMM	Semi-supervised Clustering Kernel Method based on Metric learning	×	Soft	Soft	Constrained Distance Transformation	2010	[221]
6.04	PCBK-Means	Pairwise Constrained Based K-Means	×	Hard	Soft	—	2010	[221]
5.82	ICOP-K-Means	Improved COP-K-Means	×	Hard	Hard	—	2010	[222]
10.24	CLC-K-Means	Cannot-Link Constrained - K-Means	×	Hard	Hard	—	2011	[223]
5.24	SKMS	Semi-supervised Kernel Mean Shift	×	Soft	Soft	—	2014	[224]
4.94	BCK-Means	Binary Constrained K-Means	×	Hard	Hard	—	2019	[225]
8.73	SSKMP	Semi-Supervised K-Medoids Problem	×	Hard	Hard	—	2019	[226]

Table 6: Feature table for CKM - Cluster Engine-adapting Methods.

### 7.1.2 Penalty-based Methods

Penalty-based methods include constraints by means of a penalty term in the objective function of an EM scheme. These methods are presented in Table 7. Some of them simply modify previous CC or classic clustering algorithms to include a plain penalty term, such as SCOP-K-Means, PCK-Means, S-SCAD. Other methods, like MPCK-Means, also include a metric learning step in the EM scheme, which estimates a cluster-local distance measure for every cluster, and allows them to find clusters with arbitrary shapes. Besides, there are methods which use variable penalty terms, such as HMRF-K-Means, CVQE, LCVQE or CVQE+ that include the distance between constrained instances in it. This is, more relevance is assigned to ML relating distant instances and CL relating close instances. Methods which combine pairwise constraints and other types of constraints have also emerged, like PCS, which includes cluster-size constraints in its EM scheme too. Other methods like GPK-Means use a Gaussian function and the current cluster centroids to infer new constraints in the neighborhood of the original constraints. These new constraints are added to the constraint set and used in subsequent iterations of the EM scheme.

$S_A$	Acronym	Full Name	Penalty	ML	CL	Hybrid	Year	Ref.
0.00	SCOP-K-Means	Soft COstrained Partitional - K-Means	✓	Soft	Soft	—	2002	[227]
16.18	PCK-Means	Pairwise Constrained K-Means	✓	Soft	Soft	—	2003	[87, 189]
20.61	MPCK-Means	Metric Pairwise Constrained K-Means	✓	Soft	Soft	Constrained Distance Transformation	2003	[87, 228]
8.97	HMRF-K-Means	Hidden Markov Random Fields - K-Means	✓	Soft	Soft	Constrained Distance Transformation	2004	[194]
13.99	GPK-Means	Gaussian Propagated K-Means	✓	Soft	Soft	—	2005	[229]
8.79	CVQE	Constrained Vector Quantization Error	✓	Soft	Soft	—	2005	[81]
8.92	LCVQE	Linear Constrained Vector Quantization Error	✓	Soft	Soft	—	2007	[230]
6.16	S-SCAD	Semi-Supervised Clustering and Attribute Discrimination	✓	Soft	Soft	—	2007	[231]
4.37	SemiStream	—	✓	Soft	Soft	Online CC	2012	[205]
17.64	PC-HCM-NM	Pairwise Constrained - Hard C-Means - Non Metric	✓	Soft	Soft	—	2014	[232]
2.51	AC-CF-tree	Active Constrained - Clustering Feature - tree	✓	Soft	Soft	Active Clustering with Constraints	2014	[147]
4.68	PCS	PCK-Means with Size constraints	✓	Soft	Soft	—	2014	[233]
4.34	TDCK-Means	Temporal-Driven Constrained K-Means	✓	Soft	Soft	Online CC	2014	[234]
12.47	HSCE	Hybrid Semi-supervised Clustering Ensemble	✓	Soft	Soft	Non Graph-based & Constrained Pool Generation	2015	[235, 236]
2.47	CVQE+	Constrained Vector Quantization Error +	✓	Soft	Soft	Active Clustering with Constraints	2018	[237]
3.00	PCSK-Means(21)	Pairwise Constrained Sparse K-Means	✓	Soft	Soft	—	2021	[238]
16.80	fssK-Means	fast semi-supervised K-Means	✓	Soft	Soft	Time Series	2021	[239]

Table 7: Feature table for CKM - Penalty-based Methods.

### 7.2 Latent Space CC

Latent space clustering performs clustering in a space which is different from the input space and which is computed on the basis of the dataset, and also the constraint set in Latent Space CC (LSCC). The input to these algorithms is an adjacency matrix defining the topology of the network (or graph) over which clustering needs to be performed. Each row or column may be regarded as the feature or property representation of the corresponding node. Latent space

clustering methods first obtain new property representations in a latent space for each node by optimizing different objective functions, and then clusters nodes in that latent space [240].

### 7.2.1 Spectral CC

Classic spectral clustering algorithms try to obtain the latent space by finding the most meaningful eigenvectors of the adjacency matrix, which are used to define the embedding in which clusters are eventually obtained [240]. A dichotomy can be made within this category: in graph-based methods the input data is always given in the form of a graph, while in non-graph based the input is an adjacency matrix or a regular dataset, which can be transformed into an adjacency matrix. Please note that this distinction only affects the conceptual level of the spectral CC category, as a graph can always be converted to an adjacency matrix and vice versa, all methods from one category may also be applied in the other category. However, the authors have decided to make this distinction, since the terminology and concepts used in the studies referring to each of them differ greatly and can be misleading if interpreted together.

**Graph-based spectral clustering** In graph-based spectral clustering, the input is assumed to be a graph. The goal is to partition the set of vertices of the graph, taking into account the information contained in the vertices themselves and in the edges of the graph. Edges may carry similarity or dissimilarity information regarding the vertices they connect. Some common strategies to perform graph clustering try to maximize the similarity of vertices within a cluster, normalizing the contribution of each to the objective by the size of the cluster in order to balance the size of the clusters. Other methods try to minimize the total cost of the edges crossing the cluster boundaries [241]. Graph-based methods are particularly suitable to perform CC, as constraints can be naturally represented in their graph form, which is the constraint graph and the chunklet graph (introduced in Section 4).

Table 8 gathers graph-based spectral clustering methods. COP-b-coloring and CLAC exemplify the use of chunklets to enforce ML, while including CL by other means. Other methods modify the input graph to include the information contained in the constraint set. For example, PCOG modifies affinities so that ML instances are always placed in the same connected components and removes edges which connect CL instances. CCHAMELEON modifies affinities between constrained instances, making them larger if instances are related by ML and lower in the case of CL. The all-pairs-shortest-path algorithm is used to propagate changes. PAST-Toss uses a spanning tree based technique to perform CC directly over the constraint graph. SCRAWL is the only non-spectral graph-based CC algorithm, as it does not need pairwise similarity/dissimilarity information to perform CC, but graph-related measures instead.

$S_A$	Acronym	Full Name	Penalty	ML	CL	Hybrid	Year	Ref.
4.35	COP-b-coloring	CONstrained Partitional - b-coloring	×	Hard	Hard	—	2007	[242]
3.56	PAST-Toss	Pick A Spanning Tree – Toss	×	Soft	Soft	Single Individual	2008	[243]
7.62	CLAC	Constrained Locally Adaptive Clustering	×	Hard	Hard	Cluster Engine-adapting Methods	2008	[216]
7.90	COPGB-K-Means	CONstrained Partitional Graph-Based - K-Means	×	Soft	Soft	Cluster Engine-adapting Methods	2008	[218]
8.29	GBSSC	Graph-Based Semi-Supervised Clustering	×	Hard	Soft	Dimensionality Reduction	2010	[185, 244, 245, 246]
4.54	CCHAMELEON	Constrained CHAMELEON	×	Soft	Soft	—	2011	[247]
11.27	SCRAWL	Semi-supervised Clustering via RANdom WaLk	×	Soft	Soft	—	2014	[192]
5.37	PCOG	Pairwise Constrained Optimal Graph	×	Hard	Hard	Non Graph-based	2020	[90]

Table 8: Feature table for the LSCC - Spectral CC - Graph-based methods.

**Non graph-based spectral clustering** In these methods, the input is given in the form of an adjacency matrix, or a dataset whose adjacency matrix can be easily obtained. Two techniques are commonly used to include pairwise constraints in these methods. (1) Modifying similarities/dissimilarities in the original adjacency matrix, computing eigenvectors and eigenvalues to obtain the spectral embedding. (2) Using the constraints to directly modify the embedding, obtained on the basis of the original adjacency matrix. Any classic clustering method can be used to obtain the final partition in the new embedding, which can always be mapped to the original data [240].

Table 9 shows a list of non-graph-based spectral CC methods. The first spectral CC method is found in KKM/SL, known in the literature by these two acronyms (respectively obtained from the name of its authors and the title of the study which proposes it). It is based on HMRF, performing CC by modifying the transition probabilities of the field based on the constraints. KKM/SL and AHMRF constitute the only two HMRF-based approaches to spectral CC. Another common technique in spectral CC is learning a kernel matrix based on the dataset over which spectral clustering is later conducted, as in RSCPC, CCSR, CCSKL, LSE or SSCA. This kernel matrix is usually built taking both pairwise distances and constraints into account. With respect to the methods which modify the original adjacency matrix, two strategies are the most used ones: some methods, such as ACCESS or CSC, simply set entries which relate constrained instances to specific fixed values, while other methods, such as NSDR-NCuts or LCPN, use constraint propagation techniques to propagate changes in the affinity matrix once it has been modified.

$S_4$	Acronym	Full Name	Penalty	ML	CL	Hybrid	Year	Ref.
14.40	KKM	names	×	Soft	Soft	—	2003	[248]
11.11	TBJSBM	names	×	Hybrid	Hybrid	—	2004	[249]
12.73	ACCESS	Active Constrained Clustering by Examining Spectral eigenvectorS	×	Soft	Soft	Active Constraint Acquisition	2005	[250]
6.88	CSC	Constrained Spectral Clustering	×	Soft	Soft	—	2005	[251]
12.47	LCPN	names	×	Soft	Soft	Constraint Propagation	2008	[252]
8.40	S3-K-Means	Semi-Supervised Spectral K-Means	✓	Soft	Soft	—	2008	[109]
3.68	RSCPC	Regularized Spectral Clustering with Pairwise Constraints	×	Soft	Soft	—	2009	[253]
15.39	CCSR	Constrained Clustering with Spectral Regularization	✓	Soft	Soft	—	2009	[197]
6.82	SCLC	Spectral Clustering with Linear Constraints	×	Soft	Soft	—	2009	[254]
15.81	CCSKL	Constrained Clustering by Spectral Kernel Learning	×	Soft	Soft	Kernel CC	2009	[198]
8.76	CSP	Constrained SPectral clustering	×	Hybrid	Hybrid	—	2010	[255]
13.47	ASC	Active Spectral Clustering	×	Any	Any	Active Clustering with Constraints	2010	[256]
8.57	SSC-ESE	Semi-Supervised Clustering with Enhanced Spectral Embedding	✓	Soft	Soft	—	2012	[257]
3.90	IU-Red	Iterative Uncertainty Reduction	×	Soft	Soft	Active Clustering with Constraints	2012	[258]
5.65	LSE	Learned Spectral Embedding	×	Soft	Soft	—	2012	[259]
7.73	NSDR-NCuts	Near Stranger or Distant Relatives – NCuts	×	Soft	Soft	—	2012	[260]
13.38	COSC	Constrained One Spectral Clustering	×	Hybrid	Hybrid	—	2012	[261]
3.62	SSCA	Semi-supervised Spectral Clustering Algorithm	×	Soft	Soft	—	2014	[262]
6.78	FHCS	Flexible Highly Constrained Spectral Clustering	×	Hybrid	Hybrid	—	2014	[263]
6.93	CNP-K-Means	Constraint Neighborhood Projections - K-Means	×	Soft	Soft	Dimensionality Reduction	2014	[264]
4.46	STSC	Self-Taught Spectral Clustering	×	Soft	Soft	Matrix Completion	2014	[265]
5.98	LXDXD	names	×	Soft	Soft	Non-negative Matrix Factorization CC	2015	[240]
12.47	HSCE	Hybrid Semi-supervised Clustering Ensemble	×	Soft	Soft	Constrained Pool Generation & Penalty-based Methods	2015	[235, 236]
8.82	FAST-GE	Fast-Generalized Spectral Clustering	×	Soft	Soft	—	2016	[266]
6.65	URASC	Uncertainty Reducing Active Spectral Clustering	×	Soft	Soft	Active Clustering with Constraints	2017	[267]
16.54	FAST-GE2.0	Fast-Generalized Spectral Clustering 2.0	×	Soft	Soft	—	2017	[268]
12.11	TI-APJCF	Type-I Affinity and Penalty Jointly Constrained Spectral Clustering	✓	Soft	Soft	—	2017	[49]
12.11	TII-APJCF	Type-II Affinity and Penalty Jointly Constrained Spectral Clustering	✓	Soft	Soft	—	2017	[49]
1.89	AHMRF	A - Hidden Markov Random Field	×	Soft	Soft	—	2018	[212]
18.17	MVCSC	Multi-View Constrained Spectral Clustering	×	Soft	Soft	Intra-View Constrained	2019	[269]
15.04	SFS <sup>3</sup> EC	Stratified Feature Sampling for Semi-Supervised Ensemble Clustering	×	Soft	Soft	Full Constrained	2019	[270]
5.37	PCOG	Pairwise Constrained Optimal Graph	×	Hard	Hard	Graph-based	2020	[90]

Table 9: Feature table for the LSCC - Spectral CC - Non Graph-based methods.

### 7.2.2 Non-negative Matrix Factorization CC

Non-negative Matrix Factorization (NMF) clustering algorithms obtain the new representation of the data by factorizing the adjacency matrix into two non-negative matrices [240]. These two matrices can be interpreted as the centroids of the partition and the membership degree of each instances to each cluster. By doing this, all instances can be obtained as a linear combination of each column of the centroids matrix, parameterized by its corresponding membership, found in its associated row from the membership matrix. It can be proven that minimizing the difference between the original dataset matrix and the product matrix (computed usually as the Frobenius norm) is equivalent to performing K-Means clustering over the dataset [271].

Table 10 presents a list of NMF-based CC methods. One of the most common strategies to include constraints into the classic NMF-based methods is to modify its objective function. This can be done by means of a penalty term accounting for the number of violated constraints, as in PNMF, SSCsNMF and SS-NMF(08), or by more complex techniques, as in CPSNMF or NMFS. Another popular strategy is forcing affinities between ML instances to be 0 and affinities between CL instances to be 1, as in NMFCC and SymNMFCC.

$S_4$	Acronym	Full Name	Penalty	ML	CL	Hybrid	Year	Ref.
5.68	NMFS	Non-negative Matrix Factorization-based Semi-supervised	×	Soft	Soft	—	2007	[272]
16.28	SS-NMF(08)	Semi-Supervised - Non-negative Matrix Factorization	×	Soft	Soft	—	2008	[273]
4.74	OSS-NMF	Orthogonal Semi-Supervised - Non-negative Matrix tri-Factorization	×	Soft	Soft	Co-Clustering	2010	[98]
11.88	SS-NMF	Semi-Supervised Nonnegative Matrix Factorization	×	Soft	Soft	Co-Clustering	2010	[274]
4.51	PNMF	Penalty - Nonnegative Matrix Factorization	✓	Soft	Soft	—	2011	[116]
6.47	SSCsNMF	Semi-supervised symmetric Non-negative Matrix Factorization	×	Soft	Soft	—	2012	[275]
5.98	LXDXD	names	×	Soft	Soft	Non Graph-based	2015	[240]
4.45	CPSNMF	Constrained Propagation for Semi-supervised Nonnegative Matrix Factorization	×	Soft	Soft	Constraint Propagation	2016	[276]
8.20	NMFCC	Non-negative Matrix Factorization based Constrained Clustering	×	Soft	Soft	—	2016	[277]
11.94	SymNMFCC	Symmetric Non-negative Matrix Factorization based Constrained Clustering	×	Soft	Soft	—	2016	[277]
5.02	PCPSNMF	Pairwise Constraint Propagation-induced Symmetric NMF	×	Soft	Soft	—	2018	[278]
2.85	CMVNMf	Constrained Multi-View NMF	×	Soft	Soft	Inter-View Constrained & Active Clustering with Constraints	2018	[91, 271]

Table 10: Feature table for the LSCC - Non-negative Matrix Factorization CC methods.

### 7.3 Active CC

Active learning is a subfield of machine learning in which algorithms are allowed to choose the data from which they learn. The goal of active learning is to reduce the amount of supervisory information needed to learn, and therefore

---

reduce the human effort and implication in machine learning. In the active learning paradigm, learning methods are provided with an oracle, which is capable of answering a limited number of a specific type of query. For example, in traditional classification, active learning is used to select the best instances to be labeled from a dataset, so the oracle provides the label of the specific queried instance [279]. In Active CC (ACC), the oracle is queried about the type of constraint relating pairs of instances. The key aspect in any active learning algorithm is how to choose the queries to be presented to the oracle.

Active learning is specially useful in CC. In order to have an explanation for this, we compare the complexity of the answers given by oracles involved in active classification and ACC. In active classification, the oracle is queried about the class of a given instance. This query has a virtually infinite number of answers, as the number of classes in the dataset may be unknown. On the other hand, an oracle involved in CC is queried with two instances and asked about the constraint between them (ML or CL), which is the same as asking whether they belong to the same class. There are only three possible answers to this question: "yes", "no" or "unknown". It is clear that the oracle in CC carries out a far simpler job than the one in classification. Let us remember that the oracle is just an abstraction of a knowledge source, which is generally a human user. Querying a human about the relation between instances instead of about their class requires less effort from them and leads to less variability and noise in the queries, as the extensive literature in active CC shows.

Two subcategories can be found in Active CC. In active constraint acquisition, constraints are actively generated before performing constrained clustering, while in active clustering with constraints, both clustering and active constraint generation are performed iteratively at the same time. This way, in active constraint acquisition queries are generated on the basis of the dataset and the current state of the constraint set, while in active clustering with constraints information about the current partition can also be used.

### 7.3.1 Active Constraint Acquisition

The immediate result of active constraint acquisition methods is a set of constraints, rather than a partition of the dataset. However, the partition can be obtained using any other CC method by just feeding the generated constraints into it, along with the dataset used to generate the constraints. Only the dataset, the constraint set generated so far, and an initial unconstrained partition are available to perform active constraint learning in the active constraint acquisition paradigm. No CC algorithm is involved in the constraint acquisition step. Table 11 shows a list of active constraint acquisition methods. Columns indicating the type of constraint these methods can handle have been removed, as they are not relevant here. Column "CC Method" has been added, indicating the CC method used to produce a partition based on the constraint generated by every active constraint acquisition method in the experimental section of the studies that propose them.

Many strategies to select the best pair of instances to query to the oracle have been proposed. Some methods start by dividing the dataset into preliminary groups and then use the oracle to query constraints which consolidate that information, such as FFQS, MMFFQS, SSL-EC or LCML. Other methods focus on finding the boundaries in the dataset to select pairs of instances from them, such as ACCESS, ASC(10) or SACS. Besides, there are methods that use classic clustering to obtain preliminary information from the dataset, such as the co-association of instances or the compactness of clusters. DGPC, JDFD, WAKL, MICS, AAA(19), AIPC, ALPCS or ASCENT are some of the methods which use this strategy. Other methods focus on specific features from the constraint themselves in order to evaluate them and select the more informative ones, such as AAVV or KAKB. More complex approaches can be found in AAA(18), which solves the active constraint acquisition problem as an instance of the uncapacitated k-facility location problem, or RWACS, which uses the commute time from graph theory to select queries.

### 7.3.2 Active Clustering with Constraints

In active clustering with constraints, a CC procedure and a constraint generation method are applied alternately. The immediate result of these methods are both a partition of the dataset and a constraint set. These methods usually start by computing an unconstrained partition of the dataset. After this, some criteria are applied to select pairs of instances to query the oracle on the basis of the obtained partition. The answers to these queries are used to generate and save new constraints, which are later used to generate a new partition of the dataset by means of a CC method. Active clustering with constraints methods iterate these steps to produce the final constraint set and the partition. The active constraint generation method can be dependent of the CC method used to produce partitions, in which case they cannot be used separately. On the other hand, some active constraint generation methods are designed to be paired with any CC algorithm.

Table 12 gathers a list of active clustering with constraints methods. A major trend in this category is found in the use of the uncertainty of instances to rank and pair them to select the more uncertain ones and query them to the oracle. The

$S_A$	Acronym	Full Name	CC Methods	Hybrid	Year	Ref.
16.24	FFQS	Farthest First Query Selection	—	—	2004	[189]
12.73	ACCESS	Active Constrained Clustering by Examining Spectral eigenvectorS	—	Non Graph-based	2005	[250]
7.00	DGPC	names	PCK-Means	—	2007	[280]
13.19	MMFFQS	Min-Max Farthest First Query Selection	MPCK-Means	—	2008	[281]
9.42	ASC(10)	Ability to Separate between Clusters	AHCC, MPCK-Means	—	2010	[282, 191, 283]
7.24	KAKB	names	S3OM	—	2011	[284]
4.63	SSL-EC	Semi-Supervised Learning based on Exemplar Constraints	—	Constraint Propagation	2012	[285]
5.74	Cons-DBSCAN	Constrained - DBSCAN	—	Hierarchical CC & Density-based CC	2012	[111]
8.62	JDFD	names	—	—	2013	[286]
8.64	SACS	Sequential Approach for Constraint Selection	Xiang's, RCA, MPCK-Means	—	2014	[287]
6.34	WAKL	names	MPCK-Means	—	2014	[288]
4.27	MICS	Most InformativeConStraints	RCA+K-Means	—	2015	[289]
11.85	CCCPYL	names	DBSCAN, COP-K-Means, KKM, CSI, MPCK-Means	—	2015	[290]
6.63	LCML	names	MPCK-Means	—	2016	[291]
7.12	AAA(18)	names	MPCK-Means, RCA	—	2018	[292]
5.88	RWACS	Random Walk Approach to Constraints Selection	MPCK-Means, RCA	—	2018	[293]
9.91	AAA(19)	names	MPCK-Means, RCA	—	2019	[294]
18.34	AIPC	Active Informative Pairwise Constraints algorithm	PCK-Means	—	2019	[201]
5.65	AAVV	names	MPCK-Means, RCA	—	2020	[295]
7.36	ALPCS	Active Learning Pairwise Constraint based on Skeletons	—	—	2020	[296]
3.93	ASCENT	—	MPCK-Means	—	2020	[193]

Table 11: Feature table for the ACC - Active Constraint Acquisition methods.

uncertainty is always computed based in the current partition and is usually defined as the probability of an instance belonging to different known clusters. Some methods in this category are: RHWL, IU-Red, ALCSSC, CMKIPCM, AAA, URASC, A-COBS, ADP and ADPE. There are as well other criteria to select pairs of instances to query, such as the utility maximization (SRBR), the maximum expected error reduction (ASC), the partition change maximization (Active-HACC), the ensemble consensus (PT), or the classic informativeness and coherence (A-ITML-K-Means). Cluster-related criteria can also be used to select queries, such as the size and distance between the clusters (CAC, COBRA) or how well defined the frontiers are between them (AFCC, CVQE+). Paradigm-specific criteria are used by some methods, such as CMVNMf, which performs multi-view clustering and selects pairs of instances to query, based on intra-view and inter-view criteria, or AC-CF-tree and COBRAS, which use queries to determine the best cluster merge to perform in hierarchical CC. Similarly, the family of active FIECE-EM use concepts related to the population of individuals it maintains to select the best instances to query.

$S_A$	Acronym	Full Name	Penalty	ML	CL	Hybrid	Year	Ref.
7.14	RHWL	names	×	Soft	Soft	Probabilistic Clustering	2007	[96]
7.62	PT	Penta-Training	×	Soft	Soft	Constrained Pool Generation	2008	[216]
9.50	AFCC	Active Fuzzy Constrained Clustering	×	Soft	Soft	Fuzzy CC	2008	[297]
13.47	ASC	Active Spectral Clustering	—	Any	Any	Non Graph-based	2010	[256]
4.17	CAC1	Constrained Active Clustering 1	—	Hard	Soft	Hierarchical CC	2011	[140]
3.90	IU-Red	Iterative Uncertainty Reduction	×	Soft	Soft	Non Graph-based	2012	[258]
7.86	SRBR	names	×	Soft	Soft	—	2013	[298]
5.62	A-ITML-K-Means	Active - Information Theoric Metric Learning - K-Means	×	Soft	Soft	Constraint Propagation	2013	[299]
9.09	ALCSCC	Active Learning of Constraints for Semi-Supervised Clustering	×	Soft	Soft	—	2014	[300]
2.51	AC-CF-tree	Active Constrained - Clustering Feature - tree	✓	Soft	Soft	Penalty-based Methods	2014	[147]
3.57	Active-HACC	Active - Hierarchical Agglomerative Constrained Clustering	×	Soft	Soft	Hierarchical CC	2014	[142]
16.77	CMKIPCM	Constrained Multiple Kernels Improved Possibilistic C-Means	×	Soft	Soft	Fuzzy CC	2015	[301]
21.19	AAA	names	×	Soft	Soft	Fuzzy CC	2016	[302]
4.20	COBRA	Constraint-Based Repeated Aggregation	×	Soft	Soft	Hierarchical CC	2017	[108]
6.65	URASC	Uncertainty Reducing Active Spectral Clustering	×	Soft	Soft	Non Graph-based	2017	[267]
8.76	A-COBS	Active - COnstraint-Based Selection	×	Soft	Soft	Constrained Consensus	2017	[303]
2.47	CVQE+	Constrained Vector Quantization Error +	×	Soft	Soft	Penalty-based Methods	2018	[237]
19.57	COBRAS	COntstraint-Based Repeated Aggregation and Splitting	×	Soft	Soft	Hierarchical CC	2018	[304]
2.85	CMVNMf	Constrained Multi-View NMF	×	Soft	Soft	Non-negative Matrix Factorization CC & Inter-View Constrained	2018	[91, 271]
15.56	FIECE-EM+BFCU	FIECE-EM + Best Feasible Classification Uncertainty	×	Hard	Hard	Genetic Algorithm & Mixture Model-based CC	2020	[305, 306]
15.56	FIECE-EM+FCU	FIECE-EM + Feasible Classification Uncertainty	×	Hard	Hard	Genetic Algorithm & Mixture Model-based CC	2020	[305, 306]
15.56	FIECE-EM+DVO	FIECE-EM + Distance to Violated Objects	×	Hard	Hard	Genetic Algorithm & Mixture Model-based CC	2020	[305, 306]
15.56	FIECE-EM+LUC	FIECE-EM + Largest Unlabeled Clusters	×	Hard	Hard	Genetic Algorithm & Mixture Model-based CC	2020	[305, 306]
17.22	ADPE	Active Density Peak Ensemble	×	Soft	Soft	Density-based CC & Constrained Pool Generation	2021	[307]
17.84	ADP	Active Density Peak	×	Soft	Soft	Density-based CC	2021	[307]

Table 12: Feature table for the ACC - Active Clustering with Constraints methods.

## 7.4 Neural Network-based CC

Neural Networks (NN) are universal approximators which have been applied in many machine learning tasks, and CC is not an exception. Neural Network-based CC (NNbCC) tackles the CC from the NN perspective in three different ways: through self organizing maps, through deep-embedded clustering and through classic neural networks architectures.

### 7.4.1 Self Organizing Maps-based CC

Self organizing maps are NN (usually with fixed topology) whose neurons modify their position in the solution space to organize themselves according to the shape of the clusters. The result is a net whose neurons are grouped in clusters, which can be used to determine the cluster every instance belongs to. Constraints can be included into this process in different ways, as Table 13 shows. Some on them, like SS-FKCN, simply use a penalty term accounting for violated constraints in a classic SOM variant. Others such as PrTM and SSGSOM, reformulate the classic SOM problem and use multiple neuron layers, forcing instances to flow through these to layers to be ultimately assigned to the appropriate cluster. In order to do so, PrTM uses constraint-influenced probabilities to decide how the position of the neurons changes, while SSGSOM adjusts the between-layer weights and the number of nodes of the first layer to dynamically correct the violation of constraints. Simpler methods like the S3OM, modify classic SOM for it to carry out only assignments without violating any constraints, similarly to COP-K-Means.

$S_A$	Acronym	Full Name	Penalty	ML	CL	Hybrid	Year	Ref.
5.74	SS-FKCN	Semi-Supervised Fuzzy Kohonen Clustering Network	✓	Soft	Soft	—	2006	[127]
10.13	PrTM	Probabilistic Topographic Mapping	×	Soft	Soft	—	2009	[308]
7.70	S3OM	Semi-Supervised Self Organizing Map	×	Hard	Hard	—	2011	[284]
10.74	CS2GS	Constrained Semi-Supervised Growing SOM	×	Soft	Soft	Online CC	2015	[309]

Table 13: Feature table for the NNbCC - Self Organizing Maps-based CC methods.

The main difference between SOM-based approaches to CC and the other two approaches (deep embedded clustering and classic neural networks) is that the primary goal of the former is to produce a partition of the dataset, while the latter’s is to cast predictions over unseen instances regarding the cluster they belong to. Please note that a partition can be obtained with deep embedded clustering and classic neural networks by feeding the training instances to the trained model.

### 7.4.2 Deep Embedded Clustering-based CC

In deep embedded clustering-based CC constraints are included into the classic Deep Embedded Clustering (DEC) model. Table 14 gathers methods which use this approach. SDEC includes constraints into the classic DEC model by using constraints to influence its distance learning step, DCC does so by simply modifying the loss function of DEC with a penalty term. CDEC uses DEC to initialize its encoder, which is finally retrained to finally assign instances to clusters and satisfy the constraints.

$S_A$	Acronym	Full Name	Penalty	ML	CL	Hybrid	Year	Ref.
8.32	SDEC	Semi-supervised Deep Embedded Clustering	×	Soft	Soft	—	2019	[310]
10.31	DCC	Deep Constrained Clustering	×	Soft	Soft	—	2020	[43, 311]
2.44	CDEC	Constrained Deep Embedded Clustering	×	Soft	Soft	—	2021	[93]

Table 14: Feature table for the NNbCC - Deep Embedded Clustering-based CC methods.

### 7.4.3 Classic Neural Network-based CC

Lastly, classic neural network-based CC methods are presented in Table 15. Some of them, such as  $S^3C^2$  and CDC, use the siamese neural networks, as they are known, to solve the CC problems in two steps. In the case of  $S^3C^2$ , the siamese neural network is used to solve the two steps in which the CC is decomposed into simpler binary problems, while CDC uses the siamese neural network to perform unsupervised clustering and a triple NN to perform CC. NN-EVCLUS simply implements EVCLUS in an NN setup and uses a penalty term in its loss function to include constraints.

SNNs consist of a NN model designed to learn non-linear similarity measures from pairwise constraints and to generalize the learned criterion to new data pairs. A SNN is a feedforward multi-layer perceptron whose learning set is defined as triplets composed of two instances and the constraint set between them, using 1 for ML and 0 for CL. In other words, ML instances have an associated target equal to 1, while CL instances have an associated target equal to 0. From the architectural point of view, the SNN has an input layer which accepts pairs of instances, a single hidden layer which contains an even number of units, and an output neuron with sigmoidal activation. The training of the SNN can be performed using the standard backpropagation scheme. Since the metric learned by an SNN cannot be straightforwardly used by a K-Means style algorithm, as the centroids do not necessarily have to be found in the dataset, centroids computation can be embedded in the SNN by using a classic K-Means minimization scheme based on backpropagation.

This scheme keeps the weights and biases of the trained SNN fixed and varies the centroid coordinates (seen as free parameters). This is equivalent to redefining the original SNN model by adding a new layer to the network structure whose neuron activation functions correspond to the identity mapping.

$S_A$	Acronym	Full Name	Penalty	ML	CL	Hybrid	Year	Ref.
7.01	SNN	Similarity Neural Networks	×	Soft	Soft	Constrained Distance Transformation	2012	[312]
15.54	$S^3C^2$	Semi-Supervised Siamese Classifiers for Clustering	×	Soft	Soft	—	2020	[313]
10.09	CDC	Constrained Deep Clustering	×	Soft	Soft	—	2021	[314]
3.56	NN-EVCLUS	Neural Network-based Evidential CLUStering	✓	Soft	Soft	—	2021	[92]

Table 15: Feature table for the NNbCC - Classic Neural Network-based CC methods.

## 7.5 Ensemble CC

Ensemble clustering methods usually perform clustering in two steps. (1) generating a pool of solutions, whose diversity depends on the method (or methods) used for the generation. (2) taking the pool of solutions as input and producing a single final solution by merging or selecting solutions from the pool. The function in charge of this procedure is called the consensus function. The application of ensemble-based clustering methods on the constrained clustering problem gives place to a new distinction within this category, which classifies Ensemble CC (ECC) methods depending on the step (or steps) in which they consider constraints.

### 7.5.1 Constrained Pool Generation

These ensemble methods use constraints in the pool generation step (the first step), i.e.: the partitions in the pool of solutions are generated with CC methods. Table 16 presents the list of methods belonging to this category. The consensus functions used by these methods do not take constraints into account. Therefore they are not considered in any distinction made within this category. The most commonly used consensus functions are majority voting, NCuts and CSPA.

Many methods use the subspace technique, which consists of performing clustering in a new space with a lower number of dimensions than the original space. The technique used to produce different subspaces introduces variability on the pool of solutions. The most common procedure used to generate the subspaces is simply a random sampling of the original features, such as in SCSC, ISSCE, RSSCE, CESC, DCECP or ADPE. However, there are subspace generation methods specifically designed for certain algorithms. An example of this is SMCE, which uses the CSI method to project instances and constraints into multiple low-dimensional subspaces and then learning positive semi-definite matrices therein.

Other methods simply use any previous CC algorithm to produce the pool. The most common way to introduce diversity in the pool is by applying different CC methods to produce different partitions. Methods that use this strategy are SCEV, MVSCE,  $E^2CPE$ , HSCE or FQH. Another (and less used) method to generate diversity is varying the hyperparameters of a single CC method, as in Samarah.

$S_A$	Acronym	Full Name	Penalty	ML	CL	Hybrid	Year	Ref.
5.33	SMCE	Subspace Metric Cluster Ensemble	×	Soft	Soft	—	2006	[315]
7.62	PT	Penta-Training	×	Soft	Soft	Active Clustering with Constraints	2008	[216]
10.81	Samarah	—	×	Soft	Soft	—	2010	[316]
0.00	SCEV	Semi-supervised Clustering Ensemble by Voting	×	Soft	Soft	—	2012	[317]
11.05	MVSCE	Majority Voting Semi-supervised Clustering Ensemble	×	Soft	Soft	—	2013	[318]
1.25	$E^2CPE$	Exhaustive and Efficient Constraint Propagation Ensemble	×	Soft	Soft	—	2013	[319]
5.48	SCSC	Semi-supervised Clustering with Sequential Constraints	×	Soft	Soft	Online CC	2015	[320]
12.47	HSCE	Hybrid Semi-supervised Clustering Ensemble	×	Soft	Soft	Non Graph-based & Penalty-based Methods	2015	[235, 236]
23.05	ISSCE	Incremental Semi-Supervised Clustering Ensemble	×	Soft	Soft	Constraint Propagation	2016	[321]
20.25	RSSCE	Random Subspace based Semi-supervised Clustering Ensemble	×	Soft	Soft	Constraint Propagation	2016	[321]
6.09	FQH	names	×	Soft	Soft	—	2017	[322]
7.83	CESCP	Clustering Ensemble based on Selected Constraint Projection	×	Soft	Soft	Constraint Propagation	2018	[323]
10.64	DCECP	Double-weighting Clustering Ensemble with Constraint Projection	×	Soft	Soft	Constraint Propagation	2018	[323]
17.22	ADPE	Active Density Peak Ensemble	×	Soft	Soft	Density-based CC & Active Clustering with Constraints	2021	[307]

Table 16: Feature table for the ECC - Constrained Pool Generation methods.

### 7.5.2 Constrained Consensus

In constrained consensus ensemble methods, constraints are used only in the consensus function to produce a final partition meeting as much constraints as possible. Table 17 gathers the four methods which belong to this category.

All of these methods generate the partitions in the pool by means of classic clustering algorithms. This is why the consensus functions used by these methods usually measure the quality of the generated solutions with respect to the constraints by means of a quality index and select the best ones to be finally merged. For example COBS and A-COBS use the infeasibility to select the best partition in the pool, which is generated by any classic clustering method. WE CR K-Means runs classic K-Means multiple times with different hyperparameters to generate the pool, then a weighting procedure is used to automatically assign a weight to every partition depending on their local and global quality, which includes the infeasibility. A weighted co-association matrix based consensus approach is then applied to achieve a final partition. Semi-MultiCons builds a tree-like pool or partitions and then applies a normalized score which measures constraint satisfaction if any given merge or split operation between clusters is performed in the tree.

$S_A$	Acronym	Full Name	Penalty	ML	CL	Hybrid	Year	Ref.
7.00	COBS	CO nstraint-Based Selection	×	Soft	Soft	—	2017	[303]
8.76	A-COBS	Active - CO nstraint-Based Selection	×	Soft	Soft	Active Clustering with Constraints	2017	[303]
6.68	WE CR K-Means	WE ighted Consensus of Random K-Means ensemble	×	Soft	Soft	—	2021	[324]
5.39	Semi-MultiCons	Semi-supervised Multiple Consensus	×	Soft	Soft	—	2022	[325]

Table 17: Feature table for the ECC - Constrained Consensus methods.

### 7.5.3 Full Constrained

These methods (in Table 18) include constraints in both the pool generation and the consensus steps. They make use of the formulas described before and combine them. On the one hand, SFS<sup>3</sup>EC, ARSCE and RSEMICE make use of the subspace technique, although they differ in the consensus function. SFS<sup>3</sup>EC merges partitions in the pool by building a hypergraph which takes partitions and constraints into account and running METIS over this graph to get the final partition. ARSCE computes the affinity graph for every solution in the pool, and uses regularized ensemble diffusion to fuse the similarity information. Finally, RSEMICE assigns a confidence factor to each solution in the pool to build a consensus matrix, which can be interpreted as a graph over which the Ncut algorithm is applied (used as the consensus function). On the other hand, COP-SOM-E and Cop-EAC-SL use previous CC methods (ICOP-K-Means and COP-K-Means, respectively) to generate their pool. COP-SOM-E uses a hard constrained version of SOM as the consensus matrix, and Cop-EAC-SL runs the constrained single-link algorithm over a co-association matrix which counts how many times pairs of instances are placed in the same cluster in different partitions.

$S_A$	Acronym	Full Name	Penalty	ML	CL	Hybrid	Year	Ref.
6.36	Cop-EAC-SL	Constrained partitional Evidenc e ACcumulation Single Link	×	Soft	Soft	—	2009	[326]
3.00	En-Ant	Ensemble Ant	×	Soft	Soft	Swarm Optimization	2012	[327]
7.54	COP-SOM-E	CO nstrained Partitional - Self Organazing Map - Ensemble	×	Hard	Hard	—	2012	[328]
10.77	RSEMICE	Random subspace based SEMI-supervised Clustering Ensemble framework	✓	Soft	Soft	—	2017	[329]
15.04	SFS <sup>3</sup> EC	Stratified Feature Sampling for Semi-Supervised Ensemble Clustering	×	Soft	Soft	Non Graph-based	2019	[270]
6.86	ARSCE	Adaptive Regularized Semi-supervised Clustering Ensemble	×	Soft	Soft	—	2020	[330]

Table 18: Feature table for the ECC - Full Constrained methods.

## 7.6 Metaheuristics-based CC

Metaheuristics-based CC (MbCC) use metaheuristic algorithms to approach the CC problem. Many distinctions can be made within the metaheuristic algorithms field, in this study the trajectory-based methods versus population-based methods is used to produce to subcategories of CC approaches, as it is the one which results in the more consistent dichotomy.

### 7.6.1 Population-based

A plethora of metaheuristic methods has been applied to the CC problem. Particularly, population-based methods have shown remarkable success, with evolutive algorithms being the most used ones. A further distinction can be made within these methods: swarm optimization algorithms and genetic algorithms. In swarm optimization algorithms, a population of individuals is used to mimic the behavior of a colony of insects in its natural environment, while in genetic algorithms, the population is evolved according to the rules of natural selection, expecting them to generate the best possible individual (solution).

**Swarm Optimization** Table 19 gathers swarm optimization algorithms which tackle the CC problem. All of them are based on ant colonies behavior, with the main differences found in the scheme used to include constraints. MCLA,

MELA and CELA are all based in the Leader Ant algorithm and use the same integration scheme. They modify the ant-nest assignment rule so that only feasible assignments are taken into account. MCLA and MELA ensure that they do not violate any ML constraints by using chunklets. They only differ in the type of constraints they can handle. CAC is based on the RWAC algorithm, which tries to simulate the behavior of ants in their environment trying to find a place to sleep. Constraints are included in this scheme by modifying attractive and repulsive forces between ants associated to constrained instances. The En-Ant algorithm uses three instances of the Semi-Ant algorithm as the partition generation algorithm in an ensemble setup. Constraints are used both in the generation of the partition pool and in the consensus function. Please note how none of these algorithms modify the fitness function of the ant colony algorithm on which they are based, instead they include constraints by modifying other aspects of the algorithms.

$S_A$	Acronym	Full Name	Penalty	ML	CL	Hybrid	Year	Ref.
6.26	MCLA	Must-link Cannot-link Leader Ant	×	Hard	Hard	—	2009	[331]
12.66	MELA	Must-link $\epsilon$ -link Leader Ant	×	Hard	—	—	2009	[331]
12.66	CELA	Cannot-link $\epsilon$ -link Leader Ant	×	—	Hard	—	2009	[331]
7.71	CAC	Constrained Ant Clustering	×	Soft	Soft	—	2012	[206, 332]
3.00	En-Ant	Ensemble Ant	×	Soft	Soft	Full Constrained	2012	[327]

Table 19: Feature table for the MbCC - Population-based - Swarm Optimization methods.

**Genetic Algorithm** Genetic strategies used to tackle the CC problems are presented in Table 20. A low-level dichotomy can be made within these methods, they can be either single-objective or multi-objective genetic algorithms. On the one hand, multi-objective algorithms optimize a set of fitness functions all at the same time. Constraints can be naturally included in this paradigm by simply adding the infeasibility as one of the functions to be optimized. This is the case for MOCK (which includes constraints into the classic PESA-II algorithm), PCS (which is based on NSGAI) and ME-MOEA/ $D_{CC}$  (which modifies classic MOEA/D). These three proposals also modify a basic aspect of the algorithm they are based on for it to fit better to the CC problem. MOCK implements a constraint-oriented initialization scheme. PCS features an improving procedure applied to the population after the classic operators have been applied. Lastly, ME-MOEA/ $D_{CC}$  uses memetic elitism with controlled feedback. On the other hand, single objective genetic algorithms usually optimize a combination of any classic clustering related measure and the infeasibility included as a penalty term. Methods such as COP-HGA, BRKGA+LS or SHADE $_{CC}$  use this strategy. Other proposals, such as Cop-CGA and FIECE-EM, evolve separate populations or subpopulations which have individuals with different solutions qualities and make them interact to generate new individuals. FIECE-EM+BFCU, FIECE-EM+FCU, FIECE-EM+DVO and FIECE-EM+LUC are all active variants of FIECE-EM.

$S_A$	Acronym	Full Name	Penalty	ML	CL	Hybrid	Year	Ref.
15.92	MOCK	Multi Objective Clustering with automatic K-determination	×	Soft	Soft	—	2006	[333]
9.10	COP-CGA	COnstrained Partitional - Clustering Genetic Algorithm	×	Soft	Soft	—	2008	[334]
10.79	COP-HGA	COnstrained Partitional - Hybrid Genetic Algorithm	✓	Soft	Soft	—	2008	[335]
4.31	PSC	Pareto based multi objective algorithm for Semi-supervised Clustering	×	Soft	Soft	—	2012	[336]
4.38	CEAC	Constrained Evolutionary Algorithm for Clustering	×	Soft	Soft	—	2016	[337]
13.75	BRKGA+LS	Biased Random Key Genetic Algorithm + Local Search	✓	Soft	Soft	—	2017	[338]
13.97	FIECE-EM	Feasible-Infeasible Evolutionary Create & Eliminate - Expectation Maximization	×	Hard	Hard	Mixture Model-based CC	2018	[339]
15.56	FIECE-EM+BFCU	FIECE-EM + Best Feasible Classification Uncertainty	×	Hard	Hard	Active Clustering with Constraints & Mixture Model-based CC	2020	[305, 306]
15.56	FIECE-EM+FCU	FIECE-EM + Feasible Classification Uncertainty	×	Hard	Hard	Active Clustering with Constraints & Mixture Model-based CC	2020	[305, 306]
15.56	FIECE-EM+DVO	FIECE-EM + Distance to Violated Objects	×	Hard	Hard	Active Clustering with Constraints & Mixture Model-based CC	2020	[305, 306]
15.56	FIECE-EM+LUC	FIECE-EM + Largest Unlabeled Clusters	×	Hard	Hard	Active Clustering with Constraints & Mixture Model-based CC	2020	[305, 306]
29.32	SHADE $_{CC}$	Success History-based Adaptive Differential Evolution - Constrained Clustering	✓	Soft	Soft	—	2021	[340]
28.22	ME-MOEA/ $D_{CC}$	Memetic Elitist - Multiobjective Optimization Evolutionary Algorithm based on Decomposition - Constrained Clustering	✓	Soft	Soft	—	2021	[94]

Table 20: Feature table for the MbCC - Population-based - Genetic Algorithm methods.

## 7.6.2 Single Individual

Single individual methods focus on modifying and improving a single candidate solution. They start with a single individual which is improved with respect to the fitness function. Simulated annealing, local search, iterated local search or guided local search are examples of single solution metaheuristics. Table 21 lists methods which belong to this category. CCLS and DILS $_{CC}$  use both variants of the classic LS algorithm to find solutions for the CC problem. They use a combination of the intra-cluster mean distance and the infeasibility to build their fitness function. The SemiSync algorithm is a nature-inspired non-evolutive based on regarding instances as a set of constrained phase oscillators, whose dynamics can be simulated to build a partition. The local interaction of every oscillator with respect to its neighborhood can be computed over time. Therefore similar instances will synchronize together in groups that can be interpreted as clusters. ML and CL are included by introducing an additional global interaction term.

$S_A$	Acronym	Full Name	Penalty	ML	CL	Hybrid	Year	Ref.
3.56	PAST-Toss	Pick A Spanning Tree – Toss	×	Soft	Soft	Graph-based	2008	[243]
3.99	CCLS	Constrained Clustering by Local Search	✓	Soft	Soft	—	2016	[341]
11.50	CG+PR+LS	Column Generation + Path Relinking + Local Search	×	Soft	Soft	Column Generation	2017	[338]
14.10	SemiSync	—	×	Soft	Soft	—	2019	[342]
20.09	DILS <sub>CC</sub>	Dual Iterative Local Search - Constrained Clustering	✓	Soft	Soft	—	2020	[95]

Table 21: Feature table for the MbCC - Single individual methods.

## 7.7 Multi-View CC

In many applications, data is collected from different sources in diverse domains, usually involving multiple feature collectors. This data refers to the same reality, although it exhibits heterogeneous properties, which translates into every instance being described by different sets of features. These are the called views, and the problem of performing clustering over instances described by different sets of features is known as multi-view (or multi-source) clustering [343]. In multi-view clustering, different sources of the data are used to produce a single partition. Constraints can be included into multi-view clustering in different ways and levels, giving place to Multi-View Constrained Clustering (MVCC). With respect to the level in which constraints can be used, two options are available: intra-view constraints and inter-view constraints. Intra-view constraints relate instances which belong to the same view of the data (similarly to constraints in any non MVCC algorithm), while inter-view constraints relate instances which belong to different views, hence encouraging collaboration between the clustering processes applied to them.

### 7.7.1 Intra-View Constrained

Intra-view CC usually performs clustering separately in each view and then tries to find a consensus between the obtained partitions (similarly to what ensemble clustering does with the consensus function). Methods which belong to this category are gathered in Table 22. SMVC models clustering views via multivariate Bayesian mixture distributions located in subspace projections. It includes constraints in the Bayesian learning processes. TVClust and RDPM are both very particular methods, as they view the dataset and the constraint set as different sources of information for the same data, thus performing multi-view clustering with only two views. The dataset is modeled by a Dirichlet Process Mixture model and the constraint set is modeled by a random graph. They aggregate information from the two views through a Bayesian framework and they reach a consensus about the cluster structure through a Gibbs sampler. MVMC independently builds a pairwise similarity matrix for every view and casts the clustering task into a matrix completion problem based on the constraints and the feature information from multiple views. The final pairwise similarity matrix is built iteratively by approaching the independent pairwise similarity matrices in different views to each other. The final partition is obtained by performing spectral clustering of the final similarity matrix. SSCARD is based on classic CARD, which is able to combine multiple weighted sources of relational information (some may be more relevant than others) to produce a partition of the dataset. SSCARD simply includes the PCCA penalty term (see Section 7.11) into the classic CARD objective function. Lastly, MVCC is the only intra-view CC method that performs clustering in the different views in a collaborative way. It performs constrained clustering in each view separately, inferring new constraints and transferring them between views using partial mapping. For constraint inference and transfer, a variant of the co-EM algorithm [344] is used, which is an iterative EM based algorithm that learns a model from multiple views of the data.

$S_A$	Acronym	Full Name	Penalty	ML	CL	Hybrid	Year	Ref.
7.09	SSCARD	Semi-Supervised Clustering and Aggregating Relational Data	✓	Soft	Soft	Fuzzy CC	2007	[345, 346]
3.45	MVCC	Multi-View Constrained Clustering	×	Soft	Soft	—	2014	[347]
3.62	SMVC	Semi-supervised Multi-View Clustering	×	Soft	Soft	—	2014	[348]
19.21	TVClust	Two-Views Clustering	×	Soft	Soft	—	2015	[349]
20.02	RDPM	Relational Dirichlet Process Means	×	Soft	Soft	—	2015	[349]
11.04	MVMC	Multi-View Matrix Completion	×	Soft	Soft	Matrix Completion & Spectral CC	2017	[350]
18.17	MVCS	Multi-View Constrained Spectral Clustering	×	Soft	Soft	Non Graph-based	2019	[269]

Table 22: Feature table for the MVCC - Intra-View Constrained methods.

### 7.7.2 Inter-View Constrained

Inter-View CC methods can handle both intra-view and inter-view constraints. Methods which belong to this category are presented in Table 23. UCP uses the results of intra-view constraint propagation to adjust the similarity matrix of each view, and then performs inter-view constraint propagation with the adjusted similarity matrices. Its main

drawback is that it is limited to two views. CMVNMF minimizes the loss function of NMF in each view, as well as the disagreement between each pair of views. The disagreement is defined as the difference between feature vectors associated to the same instance in the same view. It should be high if they are CL instances and low if they are ML instances. MSCP can propagate constraints across different data sources by dividing the problem into a series of two-source constraint propagation subproblems, which can be transformed into solving a Sylvester matrix equation, viewed as a generalization of the Lyapunov matrix equation. MCPCP uses a low-rank relation matrix to represent the pairwise constraints between instances from different views. Afterwards it learns the full relation matrix by using a matrix completion algorithm and derives an indicator matrix from it with an iterative optimization process.

$S_A$	Acronym	Full Name	Penalty	ML	CL	Hybrid	Year	Ref.
5.27	UCP	Unified Constraint Propagation	×	Soft	Soft	Constraint Propagation	2013	[351]
4.03	MSCP	Multi-Source Constraint Propagation	×	Soft	Soft	Constraint Propagation	2013	[319]
8.95	MCPCP	Matrix Completion - Pairwise Constraint Propagation	×	Soft	Soft	Matrix Completion	2015	[352]
2.85	CMVNMF	Constrained Multi-View NMF	×	Soft	Soft	Non-negative Matrix Factorization CC & Active Clustering with Constraints	2018	[91, 271]

Table 23: Feature table for the MVCC - Inter-View Constrained methods.

## 7.8 Kernel CC

Kernel methods perform clustering by mapping the data from the original input space to a new feature space, which is usually of higher dimensionality. The key aspect of kernel-based methods is the avoidance of an explicit knowledge of the mapping function, which is achieved by computing dot products in the feature space via a kernel function. A critical aspect for kernel-based methods is the selection of the optimal kernel and its parameters. The basic classic kernel-based clustering method is the Kernel-K-Means algorithm. It performs clustering directly in the feature space by computing pairwise distances and updating centroids, using dot products and the kernel trick [241]. The goal of Kernel CC (KCC) is to learn a kernel function that maps ML instances close to each other in feature space, while mapping CL instances far apart, and then perform clustering in the feature space.

Table 24 shows a list of KCC methods. The first KCC method can be found in SSKK [353, 354], which is built on the basis of the HMRF-K-Means method. Kernel CC methods are all very similar to each other, with one of the few differences being the way in which they include the kernel parameters in the clustering process. Some methods, such as ASSKK or SFFA include this parameter in the optimization process. Therefore they do not need to be specified by the user, notwithstanding the higher computational cost. Additionally, other methods use more than one kernel, such as TRAGEK and ENPAKL. They learn multiple kernels which are later combined in a single one to obtain the global kernel matrix. Some minor differences can be found in ssFS, for example, which is specifically designed to cluster sets of graphs.

$S_A$	Acronym	Full Name	Penalty	ML	CL	Hybrid	Year	Ref.
20.98	SSKK	Semi-Supervised Kernel K-Means	×	Soft	Soft	—	2005	[353, 354]
6.24	ASSKK	Adaptive Semi Supervised Kernel K-Means	×	Soft	Soft	—	2006	[355]
9.90	BoostCluster	—	×	Soft	Soft	—	2007	[356]
15.81	CCSKL	Constrained Clustering by Spectral Kernel Learning	×	Soft	Soft	Non Graph-based	2009	[198]
2.37	SFFA	names	×	Soft	Soft	—	2012	[357]
6.97	TRAGEK	TRAnsductive Graph Embedding Kernel	×	Soft	Soft	—	2012	[358]
6.97	ENPAKL	Efficient Non-PArametric Kernel Learning	×	Soft	Soft	—	2012	[358]
4.15	ssFS	semi-supervised subgraph Feature Selection	✓	Soft	Soft	—	2012	[359]
5.82	SSKSRM	Semi-Supervised Kernel Switching Regression Models	×	Hard	Hard	—	2013	[360]
5.82	SSSeKRM	Semi-Supervised Sequential Kernel Regression Models	×	Hard	Hard	—	2013	[360]
12.08	SKML	Spectral Kernel Metric Learning	×	Soft	Soft	—	2014	[361]

Table 24: Feature table for KCC methods.

## 7.9 Fuzzy CC

Fuzzy classic clustering represents a hard dichotomy within the clustering area. In fuzzy clustering, instances are allowed to belong to more than one cluster, with a list of probabilities that indicate the likelihood of said instance to belong to every cluster. The set of these lists is called a fuzzy partition, in contrast to crisp (or hard) partitions obtained by non-fuzzy clustering algorithms, where instances are assumed to belong to a single cluster with a 100% probability [362]. Fuzzy clustering algorithms are usually applied over relational information, meaning that the feature vector describing the instances in the dataset are not needed, only the pairwise relations between them, which can be

computed as pairwise distances [363]. This makes the fuzzy clustering paradigm specially suitable to be extended in order to include constraints, as constraints are a natural type of relational information.

A list of Fuzzy CC (FCC) methods is proposed in Table 25. Even if this is one of the largest categories in clustering-based CC methods, authors have found that no further significant categorizations can be performed over it. The vast majority of methods in this category include constraints by means of a penalty term, which can be computed with different confidence degrees [125]. The confidence degree of the penalty refers to the number of possible assignments in which constraints violations are checked. Some methods examine all possible assignments for all constraints, such as SSCARD or AFCC, while others only examine the most probable assignment, like SSFCA, which is equivalent to perform violations checks in the crisp partition. Many methods are based on the PCCA method (see Section 7.11), such as AFCC, ACC, SS-CARD, PCsFCM and SS-CLAMP. These methods modify the objective function of PCCA to make it fuzzy or borrow its objective function to use it in a new optimization scheme. Besides, it is worth noting that some fuzzy methods are not relational but evidential. The evidential clustering framework is built around the concept of credal partition, which extends the concepts of crisp and fuzzy partitions and makes it possible to represent not only uncertainty, but also imprecision with respect to the class membership of an instance. Methods such as CECM, CEVCLUS and k-CEVCLUS include constraints into the evidential clustering paradigm, with CEVCLUS and k-CEVCLUS combining both relational and evidential fuzzy clustering features.

$S_A$	Acronym	Full Name	Penalty	ML	CL	Hybrid	Year	Ref.
7.09	SSCARD	Semi-Supervised Clustering and Aggregating Relational Data	✓	Soft	Soft	Intra-View Constrained	2007	[345, 346]
9.50	AFCC	Active Fuzzy Constrained Clustering	×	Soft	Soft	Active Clustering with Constraints	2008	[297]
0.00	ACC	Adaptive Constrained Clustering	✓	Soft	Soft	—	2008	[144]
0.00	PCsFCM	Pairwise Constrained standard Fuzzy c-means	×	Soft	Soft	—	2009	[364]
0.00	PCeFCM	Pairwise Constrained entropy Fuzzy c-means	×	Soft	Soft	—	2009	[364]
6.17	SCAP	Semi-supervised fuzzy Clustering Algorithm with Pairwise constraints	✓	Soft	Soft	—	2011	[365]
4.82	SSFCA	Semi-Supervised Fuzzy Clustering Algorithm	×	Soft	Soft	—	2012	[125]
7.43	CECM	Constrained Evidential C-Means	×	Soft	Soft	—	2012	[366]
6.41	SS-CLAMP	Semi-Supervised fuzzy C-medoids Clustering Algorithm of relational data with Multiple Prototype representation	✓	Soft	Soft	—	2013	[367]
12.45	SS-FCC	Semi-Supervised - Fuzzy Co-Clustering	✓	Soft	Soft	Co-Clustering	2013	[112]
13.78	SSeFCMCT	Semi-Supervised entropy Fuzzy C-Means for data with Clusterwise Tolerance by opposite criteria	×	Soft	Soft	—	2013	[368]
13.78	SSsFCMCT	Semi-Supervised standard Fuzzy C-Means for data with Clusterwise Tolerance by opposite criteria	×	Soft	Soft	—	2013	[368]
17.64	PC-eFCM-NM	Pairwise Constrained - entropy Fuzzy C-Means - Non Metric	✓	Soft	Soft	—	2014	[232]
17.64	PC-sFCM-NM	Pairwise Constrained - standard Fuzzy C-Means - Non Metric	✓	Soft	Soft	—	2014	[232]
5.81	CEVCLUS	Constrained Evidential CLUstering	×	Soft	Soft	—	2014	[369]
16.77	CMKIPCM	Constrained Multiple Kernels Improved Possibilistic C-Means	×	Soft	Soft	Active Clustering with Constraints	2015	[301]
6.38	SFFD	Semi-supervised Fuzzy clustering with Feature Discrimination	✓	Soft	Soft	—	2015	[370]
21.19	AAA	names	×	Soft	Soft	Active Clustering with Constraints	2016	[302]
6.84	k-CEVCLUS	k - Constrained EvidentialCLUstering	×	Soft	Soft	—	2018	[89]

Table 25: Feature table for FCC methods.

## 7.10 Mixture Model-based CC

Mixture models are parametric statistical models which assume that a dataset originates from a weighted sum of several statistical sources. These sources can typically be Gaussian distributions, originating the Gaussian Mixture Model (GMM). However, other statistical distributions (like the Dirichlet distribution) can be used in the mixture models paradigm. In GMM-based clustering, each cluster is associated to a parameterized Gaussian distribution. These parameters are optimized for the final distribution to explain its associated cluster. The result of GMM-based clustering is not a crisp partition, but the probability for each instance to be generated by each of the available optimized Gaussian distributions. EM schemes are one of the most widely used methods to optimize the parameters of the distribution [371].

Table 26 gathers Mixture Model-based CC (MMbCC) methods. The most common way to include constraints in GMM-based clustering is by discarding unwanted distributions. For the case of hard CC, this is done by removing all distributions which violate any constraints from the addition of Gaussians, as in Constrained EM or DPMM. In the case of soft CC, the summation of distributions is modified to take these distributions into account to a higher or lower extent depending on the number of violated constraints and on the relevance of constraints themselves. This can be achieved by means of a penalty-style objective function, as in sRLe-GDM-FFS, MCGMM, SCGMM, or by assigning a level of confidence to each constraint, as in MAA or PPC. Some methods use different statistical models (not Gaussian), like DPMM, which uses Dirichlet Processes, or they allow a single cluster to be represented by more than one distribution, as in MCGMM. SPGP is not based on Gaussian mixture models but on Gaussian process classifiers (GPC). Given its similitude with GMM, authors have decided to include it in this category. The main difference between these two paradigms is that GMM are generative models, while GPC are discriminative models.

$S_A$	Acronym	Full Name	Penalty	ML	CL	Hybrid	Year	Ref.
5.45	MAA	names	×	Hybrid	Hybrid	—	2004	[51]
17.70	Constrained EM	Constrained Expectation-Minimization	×	Hard	Hard	—	2004	[372]
4.67	PPC	Penalized Probabilistic Clustering	×	Hybrid	Hybrid	—	2005	[373, 374]
20.58	MCGMM	Multiple-Component Gaussian Mixture Model	×	Soft	Soft	—	2005	[204]
20.25	SCGMM	Single-Component Gaussian Mixture Model	×	Soft	Soft	—	2005	[204]
9.01	SPGP	Semi-supervised Pairwise Gaussian Process classifier	×	Hybrid	Hybrid	—	2007	[375]
1.45	CDPMM08	Constrained Dirichlet Process Mixture Models 2008	×	Hard	Hard	—	2008	[211]
7.30	sRLe-GDM-FFS	semi-supervised Robust Learning of finite Generalized Dirichlet Mixture models and Feature Subset Selection	×	Soft	Soft	—	2012	[145]
4.71	C <sub>1</sub> S	Constrained Clustering with a Complex Cluster Structure	×	Soft	Soft	—	2017	[376]
13.97	FIECE-EM	Feasible-Infeasible Evolutionary Create & Eliminate - Expectation Maximization	×	Hard	Hard	Genetic Algorithm	2018	[339]
8.18	JDG	names	×	Soft	Soft	—	2018	[339]
15.56	FIECE-EM+BFCU	FIECE-EM + Best Feasible Classification Uncertainty	×	Hard	Hard	Active Clustering with Constraints & Genetic Algorithm	2020	[305, 306]
15.56	FIECE-EM+FCU	FIECE-EM + Feasible Classification Uncertainty	×	Hard	Hard	Active Clustering with Constraints & Genetic Algorithm	2020	[305, 306]
15.56	FIECE-EM+DVO	FIECE-EM + Distance to Violated Objects	×	Hard	Hard	Active Clustering with Constraints & Genetic Algorithm	2020	[305, 306]
15.56	FIECE-EM+LUC	FIECE-EM + Largest Unlabeled Clusters	×	Hard	Hard	Active Clustering with Constraints & Genetic Algorithm	2020	[305, 306]

Table 26: Feature table for MMbCC methods.

## 7.11 Hierarchical CC

Details in classic hierarchical clustering and hierarchical CC have been already introduced in Section 3.1. Let us remember that hierarchical clustering methods produce a dendrogram, instead of a partition. Affinity criteria are used to determine cluster merges in every lever of the dendrogram.

Table 27 presents a list of Hierarchical CC (HCC) methods. Many strategies designed to include constraints into hierarchical clustering can be found in this category. Some on them modify the clustering engine of existing methods to include constraints in the process of selecting the clusters to merge, such as COP-COBWEB, C-DBSCAN, CAC1, Cons-DBSCAN or SDHCC. Others transform the dataset in some way for it to include the information contained in the constraint set, such as COBRA, COBRAS, C-DenStream. AHC-CTP includes constraints in the computation of the dissimilarities without using a penalty term, while methods such as 2SHACC and PCCA have to use one. The only divisive hierarchical CC method found by the authors is SDHCC, all of the rest perform hierarchical agglomerative CC.

$S_A$	Acronym	Full Name	Penalty	ML	CL	Hybrid	Year	Ref.
4.78	COP-COBWEB	COnstrained Partitional - COBWEB	×	Hard	Hard	—	2000	[85]
19.30	IDSSR	names	×	Hard	Hard	—	2005	[72, 82]
4.44	PCCA	Pairwise Constrained Competitive Agglomeration	×	Soft	Soft	—	2005	[377, 143]
3.87	C-DBSCAN	Constraint-driven - DBSCAN	×	Hard	Hard	Density-based CC	2007	[378]
4.48	C-DenStream	Constrained - Density Stream	×	Hard	Hard	Density-based CC & Online CC	2009	[379]
0.00	AHC-CTP	Agglomerative Hierarchical Clustering – Clusterwise Tolerance Pairwise	×	Soft	Soft	—	2010	[380, 381]
4.17	CAC1	Constrained Active Clustering 1	×	Hard	Soft	Active Clustering with Constraints	2011	[140]
5.07	SDHCC	Semi-supervised Divisive Hierarchical Clustering of Categorical data	×	Hard	Soft	—	2011	[382]
3.44	AHCP	Agglomerative Hierarchical Clustering with Penalties	×	Hard	Soft	—	2011	[383]
3.29	SGID	names	×	Hard	Hard	SAT	2011	[384]
5.74	Cons-DBSCAN	Constrained - DBSCAN	×	Hard	Hard	Density-based CC & Active Constraint Acquisition	2012	[111]
3.57	Active-HACC	Active - Hierarchical Agglomerative Constrained Clustering	×	Soft	Soft	Active Clustering with Constraints	2014	[142]
4.20	COBRA	COnstraint-Based Repeated Aggregation	×	Soft	Soft	Active Clustering with Constraints	2017	[108]
19.57	COBRAS	COnstraint-Based Repeated Aggregation and Splitting	×	Soft	Soft	Active Clustering with Constraints	2018	[304]
16.51	2SHACC	2-Stages Hybrid Agglomerative Constrained Clustering	×	Soft	Soft	Constraint Propagation	2020	[385]
22.52	3SHACC	3-Stages Hybrid Agglomerative Constrained Clustering	✓	Soft	Soft	Constrained Distance Transformation	2022	[190]

Table 27: Feature table for HCC methods.

## 7.12 Density-based CC

In density-based classic clustering, a cluster is considered to be a set of instances spread in the data space over a contiguous region with high density of instances. Density-based methods separate clusters by identifying regions in the input space with low density of instances, which are usually considered as noise or outliers [386].

Table 28 presents a list of Density-based CC (DbCC) methods. Two main strategies are used to include constraints into density-based clustering methods. The first one consists of modifying the assignment rule for instances to cluster, taking constraints into account, similarly to the way in which it is done in cluster engine-adapting methods. This strategy is used in methods like C-DBSCAN, C-DenStream, Cons-DBSCAN, SDenPeak or SSDC. On the other hand, some methods use constraints to redefine the density computation method to take them into account, such as in SemiDen or YZWD. In addition, there are methods that simply use constraints to modify the similarity measure or the dataset on the basis of the constraints, which run classic density-based clustering algorithm over them afterwards, such as SSDPC or fssDBSCAN.

$S_A$	Acronym	Full Name	Penalty	ML	CL	Hybrid	Year	Ref.
3.87	C-DBSCAN	Constraint-driven - DBSCAN	×	Hard	Hard	Hierarchical CC	2007	[378]
4.48	C-DenStream	Constrained - Density Stream	×	Hard	Hard	Hierarchical CC & Online CC	2009	[379]
5.74	Cons-DBSCAN	Constrained - DBSCAN	×	Hard	Hard	Hierarchical CC & Active Constraint Acquisition	2012	[111]
3.83	SDenPeak	Semi-Supervised Density Peak	×	Soft	Soft	—	2016	[387]
3.34	SemiDen	Semi-supervised Density-based data clustering	×	Hard	Hard	—	2017	[388]
4.33	YZWD	names	×	Soft	Soft	—	2017	[389]
5.37	SSDC	Semi-Supervised DenPeak Clustering	×	Soft	Hard	—	2018	[390]
15.94	SSDPC	Semi-Supervised Density Peak Clustering	×	Soft	Soft	—	2020	[391]
16.80	fssDBSCAN	fast semi-supervised DBSCAN	×	Soft	Soft	Time Series	2021	[239]
17.22	ADPE	Active Density Peak Ensemble	×	Soft	Soft	Active Clustering with Constraints & Constrained Pool Generation	2021	[307]
17.84	ADP	Active Density Peak	×	Soft	Soft	Active Clustering with Constraints	2021	[307]

Table 28: Feature table for DbCC methods.

### 7.13 Online CC

Online clustering methods perform clustering over data which varies over time. This is called a data stream. In classic online clustering, new data instances arrive (in the form of chunks or single instances) over time and the goal of the clustering algorithm is to produce a partition of the current set of instances, usually taking into account information obtained from past instances. In online constrained clustering, not only new instances are provided to the method over time, but also constraints and, in some cases, only constraints. Methods performing Online CC (OCC) are gathered in Table 29.

The CME algorithm is an online wrapper for the COP-K-Means algorithms. It gradually forgets past constraints, lowering their effect on the current partition as new data from the data stream arrive. TDCK-Means is built on the basis of classic K-Means and also uses a decay term to handle online constraints. It addresses the temporal nature of the data by adapting the Euclidean distance to take into account both the distance in the multidimensional space and in the temporal space. A penalty term is then added to include constraints, which is more severe for instances closer in time and whose magnitude decays over time. CS2GS also uses constraint weight decay to perform online CC and is based on SOM. The architecture of the neural network used by CS2GS features two layers. The between-layer weights and the number of nodes of the first layer are adapted to dynamically correct the violation of constraints. Using the metrics included in these layers as a reference, the violation of constraints is quantified as network’s error. Weights are modified over time based on the error to obtain the new weights. The weight update procedure tries to satisfy the currently violated constraints while keeping the new weights close to the old ones to avoid breaking the old constraints.

O-LCVQE and C-RPCL are both online competitive learners. Competitive learning algorithms are characterized by competition among  $k$  neurons, which compete to learn instances. This is known as the winner-take-all (WTA) approach. Competitive learning can be seen as performing cluster in the input space, viewing the neurons as centroids and using the Euclidean distance as the competition score. The O-LCVQE is a WTA approach that can only deal with CL constraints by defining the score as in LCVQE. Therefore the winner centroid is computed with regards to the objective function of LCVQE modified to consider only CL constraints. Similarly, the RPCL algorithm [392] can be modified to include only CL constraints within the WTA, resulting in C-RPCL. The intuition behind this modified algorithm is that, if a CL constraint gets violated by assigning the instance to a given centroid, C-RPCL searches for the nearest rival which does not cause any constraint violations. This nearest rival becomes the winner, and the previous winner prototype is moved away from that instance.

C-DenStream is based on the density-based clustering DenStream, which is the online version of DBSCAN. DenStream performs density-based clustering. it uses the micro-cluster density, which is based on weighting areas of instances in a neighborhood as a result of an exponential decay function over time. C-DenStream includes constraints into the DenStream clustering process by translating instance-level constraints into micro-cluster-level constraints using the micro-cluster membership of each instance in each timestamp. SemiStream builds an initial partition using MPCK-Means and updates it as new chunks of data arrive. The update process consist of performing clustering assigning pairs of constrained instances to clusters, minimizing the cost of said assignment. The SCSC algorithm is the only online cc algorithm that keeps the dataset constant over time and consider the time dimension only over the constraint set. It consists of two main components, an offline procedure to build a convex hull, and an online procedure to update the clustering results when new pairwise constraints are received.

### 7.14 Others

This section gathers minor CC categories. These categories, shown in Table 30, are considered to be minor because of the number of methods belonging to them (5 or less), or because of the restricted applicability or specificity of said methods. A total of 15 minor CC categories are briefly introduced, for a total of 40 methods.

$S_A$	Acronym	Full Name	Penalty	ML	CL	Hybrid	Year	Ref.
0.35	CME	names	✓	Hard	Hard	—	2006	[393]
4.48	C-DenStream	Constrained - Density Stream	×	Hard	Hard	Hierarchical CC & Density-based CC	2009	[379]
4.37	SemiStream	—	✓	Soft	Soft	Penalty-based Methods	2012	[205]
12.20	O-LCVQE	Online - Linear Constrained Vector Quantization Error	✓	—	Soft	Neural Networks-based CC	2013	[394]
12.20	C-RPCL	Constrained - Rival Penalized Competitive Learning	×	—	Soft	Neural Networks-based CC	2013	[394]
4.34	TDCK-Means	Temporal-Driven Constrained K-Means	✓	Soft	Soft	Penalty-based Methods	2014	[234]
10.74	CS2GS	Constrained Semi-Supervised Growing SOM	×	Soft	Soft	Self Organizing Maps-based CC	2015	[309]
5.48	SCSC	Semi-supervised Clustering with Sequential Constraints	×	Soft	Soft	Constrained Pool Generation	2015	[320]

Table 29: Feature table for OCC methods.

$S_A$	Acronym	Full Name	Category	Penalty	ML	CL	Hybrid	Year	Ref.
5.49	SSAP	Semi-Supervised Affinity Propagation	Affinity Propagation	×	Soft	Soft	—	2009	[395]
9.13	COALA	Constrained Orthogonal Average Link Algorithm	Alternative Clustering	×	Any	Any	—	2006	[207]
9.13	COALAcad	Constrained Orthogonal Average Link Algorithm (Categorical)	Alternative Clustering	×	Any	Any	—	2006	[207]
4.34	ADFT	Alternative Distance Function Transformation	Alternative Clustering	×	Soft	Soft	—	2008	[396]
8.56	ClusILC	Clustering with Instance-Level Constraints	Clustering Trees	×	Soft	Soft	—	2007	[397]
12.45	SS-FCC	Semi-Supervised - Fuzzy Co-Clustering	Co-Clustering	✓	Soft	Soft	Fuzzy CC	2013	[112]
11.88	SS-NMF	Semi-Supervised Nonnegative Matrix Factorization	Co-Clustering	×	Soft	Soft	Non-negative Matrix Factorization CC	2010	[274]
2.06	RJFM	names	Co-Clustering	×	Hard	Hard	—	2010	[398]
4.74	OSS-NMF	Orthogonal Semi-Supervised - Non-negative Matrix tri-Factorization	Co-Clustering	×	Soft	Soft	Non-negative Matrix Factorization CC	2010	[98]
5.08	CCG	Constrained Column Generation	Column Generation	×	Hard	Hard	—	2014	[61]
11.50	CG+PR+LS	Column Generation + Path Relinking + Local Search	Column Generation	×	Soft	Soft	Single Individual	2017	[338]
6.31	TKC(17)	names	Constraint Programming	×	Hard	Hard	—	2017	[399]
8.03	3CP	Constrained Clustering by Constraint Programming	Constraint Programming	×	Hard	Hard	—	2015	[400]
2.38	BBMSC	Branch-and-Bound Method for Subspace Clustering	Constraint Programming	✓	Soft	Soft	—	2015	[196]
15.45	CMSSCCP	Constrained Minimum Sum of Squares Clustering by Constraint Programming	Constraint Programming	×	Soft	Soft	—	2015	[401]
7.58	CCPP	Constrained Clustering via Post-Processing	Constraint Programming	×	Hard	Hard	—	2020	[42]
16.39	cut	—	Constraint Programming	×	Soft	Soft	—	2009	[402]
9.06	TKC	names	Constraint Programming	×	Hard	Hard	—	2013	[62]
4.12	LYM	names	Feature Selection	×	Soft	Soft	—	2008	[403]
7.53	SCAN	Semi-supervised clustering with Coupled attributes in Attributed heterogeneous information Networks	HIN	×	Soft	Soft	—	2019	[404]
2.66	SCHAIN	Semi-supervised Clustering in Heterogeneous Attributed Information Networks	HIN	×	Soft	Soft	—	2017	[405]
7.02	EICC	Efficient Incremental Constrained Clustering	Incremental CC	×	Hard	Hard	—	2007	[406]
4.42	3SMIC	Semi-Supervised Squared-loss Mutual Information Clustering	Information Maximization	×	Soft	Soft	—	2014	[400]
5.55	NLPPC	New Label Propagation with Pairwise Constraints	Label Propagation	✓	Soft	Soft	—	2020	[407]
4.88	PCKMMR	Parallel COP-K-Means based on MapReduce	MapReduce	×	Soft	Soft	—	2011	[408]
11.04	MVMC	Multi-View Matrix Completion	Matrix Completion	×	Soft	Soft	Intra-View Constrained & Spectral CC	2017	[350]
11.83	PMMC	Pairwise-constrained Maximum Margin Clustering	Maximum Margin Clustering	✓	Soft	Soft	—	2012	[409]
17.11	CMMC	Constrained Maximum Margin Clustering	Maximum Margin Clustering	×	Soft	Soft	—	2008	[410]
13.16	TwoClaCMMC	Two Classes Constrained Maximum Margin Clustering	Maximum Margin Clustering	×	Soft	Soft	—	2013	[411]
8.73	DCPR	—	Probabilistic Clustering	×	Hybrid	Hybrid	—	2016	[52]
7.14	RHWL	names	Probabilistic Clustering	×	Soft	Soft	Active Clustering with Constraints	2007	[96]
13.76	d-graph	—	Probabilistic Clustering	×	Soft	Soft	—	2018	[412]
2.98	JPBMS	names	SAT	×	Hard	Hard	—	2012	[413]
3.29	SGID	names	SAT	×	Hard	Hard	Hierarchical CC	2011	[384]
4.02	ISL	names	SAT	×	Hard	Hard	—	2010	[71]
3.20	JBMJ	names	SAT	×	Hard	Hard	—	2017	[414]
12.97	CPSC*-PS	Constrained Polygonal Spatial Clustering-Polygon Split	Spatial CC	×	Soft	Soft	—	2012	[175]
12.97	CPSC*	Constrained Polygonal Spatial Clustering*	Spatial CC	×	Soft	Soft	—	2012	[175]
3.54	CPSC	Constrained Polygonal Spatial Clustering	Spatial CC	×	Hard	Hard	—	2012	[175]
16.80	fssK-Means	fast semi-supervised K-Means	Time Series	✓	Soft	Soft	Penalty-based Methods	2021	[239]
16.80	fssDBSCAN	fast semi-supervised DBSCAN	Time Series	×	Soft	Soft	Density-based CC	2021	[239]

Table 30: Feature table for CC algorithms belonging to minor categories (Others).

### 7.14.1 Constrained Co-clustering

Co-clustering methods perform clustering on the column and the rows of a given dataset at the same time, considering them as closely related different sources of information. OSS-NMF extends the classic NMF by introducing constraints and performing clustering by solving a constrained optimization problem. This method is specifically proposed to solve the document clustering task, and does so by performing co-clustering in words and documents simultaneously, and considering both word-level and document-level constraints. RJFM is based on the meta-algorithm called Bregman Co-clustering, which can optimize a large class of objective functions belonging to the Bregman divergences. Its principle is simple: it alternatively refines row and column clusters, while optimizing an objective function that takes both partitions into account. It includes constraints in both columns and rows clustering the same way: it never performs rows or columns assignment breaking CL constraints, and always assigns full cliques of ML constraints. SS-NMF learns a new metric by applying simultaneously distance metric learning and modality selection. The new metric is used to derive distance matrices over which clustering is finally performed. SS-FCC formulates the CC problem as an optimization problem with an objective function built on the basis of the competitive agglomeration cost with fuzzy terms and constraint-based penalties. It introduces cooperation into the co-clustering process by including two fuzzy memberships, one of them related to columns and other related to rows, which are expected to be highly correlated.

---

The amount of cooperation is delivered by the degree of aggregation, which should be maximized among clusters to accomplish the clustering task.

#### 7.14.2 Alternative Clustering based on constraints

Constraints can have multiple uses, other than serving as hints for the clustering process. In alternative clustering, constraints are used to produce different partitions of a single datasets. Alternative clustering methods are not strictly CC methods, as they do not use constraints generated from a side source of information (an oracle), but from the current state of a partition in an iterative clustering process. The COALA takes a partition of a dataset as input, and aims to find a different high-quality partition using constraints. In order to make the obtained partition different from the one provided, CL constraints are created between the instances assigned to the same cluster in the original partition. COALA applies agglomerative hierarchical clustering considering two possible merges in each step, one involves the two closest instances and the other involves the two closest instances that do not violate a CL constraint. Which merge is performed depends on a parameter controlling the trade-off between quality and dissimilarity (with respect to the base partition) of the new partition. COALAcats is the categorical version of COALA. Contrary to COALA, ADFT does not take a partition of a dataset as input. The overall ADFT method can be summarized in five steps. In the first step, a classic clustering method like K-Means is applied to partition the dataset. The second step characterizes this partition by means of ML and CL constraints and obtains a new distance metric based on them (using the CSI method). In the third step, this distance metric is taken as basis to compute an alternative distance measure, by obtaining singular values decomposition of the matrix that defines the metric is obtained, and by computing the Moore-Penrose pseudo-inverse of the stretcher matrix. This effectively flips the stretching and compressing dimensions. After that, the metric matrix is recomposed, multiplying its decomposition. In the fourth step, the newly learned metric is applied on the dataset to transform it, and in the fifth step, the classic clustering algorithm run to obtain the original partition is re-run to obtain a new (and different) one.

#### 7.14.3 CC based on clustering trees

Methods which belong to this category perform clustering by using decision trees. ClusILC uses the Top-Down Induction (TDI) approach to build the clustering tree. While most TDI approaches are based on heuristics local to the node that is being built, ClusILC employs a global heuristic which measures the quality of the entire tree and which takes all instances of the dataset into account. ClusILC's heuristic measures the average variance in the leafs of the tree (normalized by the overall dataset variance) and the proportion of overall violated constraints. ClusILC greedily searches for a tree that minimizes this heuristic using an iterative process that refines the current tree in every iteration by replacing one of its leaves with a subtree consisting of a new test node and two new leaves. This subtree is selected among a set of candidates generated procedurally based on the heuristic described above.

#### 7.14.4 Maximum Margin CC

Maximum Margin Clustering (MMC) uses the maximum margin principle adopted in the supervised learning paradigm. It tries to find the hyperplanes that partition the data into different clusters with the largest margins between them. CMMC includes constraints into MMC by adding concave-convex restrictions to the original MMC optimization problem. These restrictions behave as penalties for constraint violation. PMMC introduces a set of loss functions, featuring a strong penalty to partitions violating constraints while operating under the maximum margin principle at the same time. In order to do so, the classical definition of score used in MMC to determine cluster membership is modified to include high penalties for assignments violating constraints. Both CMMC and PMMC use the constrained concave-convex procedure (proposed in [409]) to solve the non-convex optimization problem they set to address the CC problem. TwoClaCMMC is proposed to overcome some shortcomings of the CMMC algorithm, although it is limited to two-class problems. It modifies the MMC objective function with a penalty term which accounts for constraints violations. TwoClaCMMC differs from CMMC in the formulation of the penalty term. In TwoClaCMMC, the position of the hyperplane with respect to the instances involved in a violated constraint is taken into account, weighting the cost of violating such constraints with respect to said position.

#### 7.14.5 Feature Selection

Clustering can be used to perform feature selection over high-dimensionality datasets. YLYM is a clustering method designed to perform feature selection making use of a constraint set. It is composed of three steps. The first two steps consist of the classic expectation and maximization steps from an EM optimization scheme, in which feature saliencies are computed in a completely unsupervised way. The third step is called the tuning step (T-step), which refines saliencies to minimize the feature-wise constraint violation measure, which is computed based on the Jensen-Shannon divergence.

---

The three steps (expectation, maximization and tuning) are performed iteratively until they reach convergence. The proposed method outputs a partition of the dataset and the saliency of every feature.

#### 7.14.6 CC through MapReduce

The MapReduce paradigm is used to address problems in the context of Big Data. The MapReduce paradigm consists of dividing the computational load associated with processing a dataset among multiple processing nodes, in order to decrease the time required to obtain results. MapReduce is based on two operations: (1) The Map operation processes inputs in the form of key-value pairs and generates intermediate key/value pairs received by the Reduce operation (2) The Reduce operation processes all intermediate values associated with the same intermediate key generated by Map. PCKMMR constitutes the first MapReduce approach to CC. It applies the MapReduce approach on the COP-K-Means algorithm. In order to do so, authors propose a Map function which calculates the distance of each instance to each centroid and assigns it to the one that minimizes this measure and does not violate any constraint. To avoid interdependence between mappers, the constraints are generated locally to each mapper in each call. The map function returns the centroid/instance pair. The Reduce operation takes as input all instances associated to a centroid and updates the value for that centroid by computing the average of those instances.

#### 7.14.7 SAT-based CC

SAT-based CC approaches formulate the CC problems in terms of logical clauses in conjunctive normal form. They apply general SAT solvers to find a solution, which can find solutions for any problems formulated as a satisfiability problem. This approaches to CC problem can include hard constraints in a very natural way, as well as they usually can handle many types of the constraints described in Section 2. ISL is limited to clauses of 2 literals. Several types of problems within the CC framework can be expressed in the form of sets of formulas in closed normal form (CNF), implying that they can be approached with ISL and therefore solved optimally. It is worth noting that ISL is limited to two-class problems ( $k=2$ ), although it can find a solution to these problems in polynomial times (if such solutions exists). SGID performs agglomerative hierarchical clustering given a dataset and a set of constraints formulated in terms of logical clauses in its Horn's normal form. In order to produce a dendrogram, the clauses modeling its properties must also be given to SGID, which allows them to vary in the features of the dendrogram it produces. In JPBMS the declarative modeling principle of constrained programming is used to define a CC problem taking into account the constraint set, the description of the clusters and the clustering process itself. Traditionally, clustering algorithms proceed by iteratively refining queries until a satisfactory solution is found. JPBMS includes the stepwise refinement process in a natural way to focus on more interesting clustering solutions. JBMJ performs CC under the correlational clustering paradigm, where a labeled weighted undirected graph is given to perform clustering. The objective function of correlation clustering clusters the nodes of the graph in a way that minimizes the number of positive edges between different clusters and negative edges within clusters. JBMF formulates this problems in terms of clause satisfiability and applies MaxSAT to obtain an optimal solution. It is able to include several types of constraints by modifying the graph structure and applying specific SAT-translation procedure for some of them. Particularly, instance-level constraints are included by just setting the weight of the edges which connect ML related instances to  $\infty$  and CL related instances to  $-\infty$ , there is no need to generate specific clauses.

#### 7.14.8 CC through constraint programming

The CC problem can be addressed from the constraint programming (CP) point of view when the classic requirements of a clustering problem formulated as restrictions for a CP are extended with the restrictions regarding ML and CL constraints. TCK does this exactly: it models the classic clustering problem requirements, the constraints, and the clustering optimization criteria, including the within-cluster sums of squares (WCSS), as constraints to be solved by a general constraint programming solver. 3CP extends TCK in the sense that it is more general and it does not need the number of clusters to be specified, only the boundaries of the interval it lies in. Additionally, 3CP is capable of optimizing more than one clustering criteria at the same time, finding the minimal set of nondominated Pareto solutions. TKC(17) also extends TCK, differing from it in two key aspects. Firstly, It does not need the number of clusters to be specified, only bounds need to be given (as in 3CP). Secondly, three optimization criteria are modeled as CP constraints in TKC(17): minimizing the maximal diameter, maximizing the split between clusters, and minimizing WCSS. Besides, CMSSCCP optimizes the WCSS, but it does so via a global optimization constraint. A lower bound for this criterion is computed using dynamic programming, and a filtering algorithm is proposed to filter objective variables as well as decision variables. As usual, instance-level constraints are modeled in terms of constraint programming, along with the classic clustering problem requirements. JPBMS (also in Section 7.14.7) uses the declarative modeling principles of CP to define the CC problem as a SAT problem, which can be solved with a general SAT solver. BBMSC formulates the CC problem in terms of an integer programming problem, rather than in terms of a constraint programming problem (which can be considered as a subtype of the former). It employs the same procedures as in constraint programming,

---

incorporating ML and CL constraints via a weighted penalty term added to the base classic clustering restrictions, alongside with a regularization term to favor smoothness.

#### **7.14.9 CC through Column Generation**

In Column Generation (CG), the minimum sum-of-squares (MSS) problem for clustering is solved optimally. This is done by formulating the problem in terms of an integer linear programming problem. In it, a boolean matrix encoding all possible partitions in its columns is explored to find an optimal solution with respect to a cost function (the MSS in this case) that is applied to the boolean matrix by columns. In practice, the boolean matrix is too large to be computed, therefore it is incrementally built when searching for the optimal solution. The column generation approach derives a master problem from a reduced set of restrictions and iterates between two steps: solving the master problem and adding one or multiple candidate columns to the boolean matrix. A column is a candidate to be included in the restricted master problem if its addition improves the objective function. If no such column can be found, one is certain that the optimal solution of the restricted master problem is also the optimal solution of the full master problem. CCG includes constraints into this framework by modifying the MSS formulation. This way a new restriction which enforces all constraints to be satisfied is added to its classic form. Effectively, this is translated into the clustering process by removing all partitions violating any amount of constraints from the boolean matrix. This way, they are discarded from candidate solutions. The CG+PR+LS solves CC similarly to CCG, however it includes two extra steps: path-relinking algorithms are used to intensify and diversify the search in a group of solutions, and a LS procedure is used to locally improve the final solution.

#### **7.14.10 Information-maximization CC**

Information-maximization clustering techniques address the lack of objective model selection and parameter optimization strategies from which most other clustering techniques suffer. In it, a probabilistic classifier is learned so that some information measure between instances and clusters assignments is maximized. 3SMIC includes constraints into the information-maximization clustering algorithm SMIC. SMIC tries to learn the class-posterior probability in an unsupervised manner so that the mutual information between instances and their class labels (in the final partition) are maximized. Constraints are included into SMIC by modifying the SMI approximator, so that the inner product of the probabilities of constrained instances which belong to the same cluster is maximized in the case of ML and minimized in the case of CL. Furthermore 3SMIC includes a procedure to apply the transitive property of ML efficiently.

#### **7.14.11 CC through Heterogeneous Information Networks**

Heterogeneous Information Networks (HINs) are graphs which model real world entities and their relationships with objects and links, where objects can be of different types and whose links represent different kinds of relationships. HINs in which objects are described by attributes (features) are called attributed HIN or AHIN abbreviated. The challenge in AHINs is to perform clustering based not only on attribute similarity, but also based on link similarity. The former can be measured with a conventional distance measure, while the latter is measured with graph-oriented distance measures, such as shortest-path length and random-walk-based, although meta-path are commonly used as well. A meta-path is a sequence of node types that expresses a relation between two objects in an AHIN. SCAN includes constraints in AHIN by means of a penalty term in its similarity function. It computes the similarity of every node pair based on their attribute similarity and the connectedness of the nodes network. The former is obtained by an attribute similarity measure which considers coupling relationship among attributes, while the latter is derived based on the meta-paths connecting the object pair. This similarity is then penalized proportionally to the number of violated constraints. SCHAIN includes constraints in AHINs by first composing a similarity matrix that measures the similarity of every object pair based on the attribute similarity and the network connectedness. SCHAIN assigns a weight to each object attribute and meta-path in composing the similarity matrix. To take constraints into account, SCHAIN uses a penalty function which involves the generated weights and cluster memberships. It employs an iterative, staggered 2-step learning process to determine the optimal weights and cluster assignment as output.

#### **7.14.12 Incremental CC**

In incremental CC, a fixed set of instances and a variable constraint set are provided to perform clustering. Modifications over the constraint sets are given to incremental CC algorithms over time. These modifications include the addition and removal of constraints. The goal of Incremental CC is to efficiently update a the current partition, without running the base clustering algorithm used to generate the initial partition. EICC is the only proposal belonging to this category. This method takes as input a single constraint at a time, and depending on the properties of the constraint, it will attempt to greedily optimize a given (not specified) objective function. If the constraint does not result in a significant improvement in the objective function, it is passed over and a new one is chosen (by the user). This algorithm only

---

works when a set of preconditions are met, otherwise it will not produce a partition of the dataset, therefore it cannot be used to address a general constrained clustering problem.

#### 7.14.13 CC through affinity propagation

In Affinity Propagation (AP) a binary grid factor-graph is used to perform clustering and to determine the most representative instances, which are called exemplars and can be compared with the notion of centroid. In order to do so, a number of hidden variables equal to the number of pairwise dissimilarities is defined. Afterwards, an iterative procedure is performed over the hidden variables, updating their value on the basis of their neighborhood variables and hyperparameters. The final value of the hidden variables determines the exemplar instances and the membership of the rest of instances with respect to the exemplars. SSAP includes constraints in AP by introducing a fictitious meta-points for every chunklet in the transitive closure and for every CL instance which is not part of a chunklet. The meta-points allow explicitly enforcing ML constraints and CL constraints, while they also propagate them.

#### 7.14.14 Spatial CC

Spatial clustering is a variant of classical clustering in which instances are not points, but polygons. Classic clustering methods do not work well when applied to spatial clustering because they represent the polygons as points which summarize their features; which are not sufficiently representative of the polygons to obtain a good result. To overcome this problem, the CPSC algorithm is proposed, a spatial clustering algorithm based on the A\* algorithm which is able to consider both instance-level constraints (ML and CL) and cluster-level constraints. In order to include the constraints into the clustering process, the heuristic function used by the A\* algorithm is designed based on them. CPSC starts by selecting  $k$  seeds from the data set (polygons), which will be the initial clusters and will grow through the iterative process. The seeds must be selected in such a way that each of them violates all ML constraints with respect to other seeds, thus ensuring that they will not be grouped in the same cluster. In addition to this, the seeds must satisfy all CL constraints between them. The best  $k$  seeds are selected among those that meet these conditions. After that, the A\* algorithm starts. The seeds are considered as the initial state, and the target clusters as the goal state. Each cluster is increased by adding polygons to its initial state one by one until it reaches its goal state. At each iteration, the best cluster (with respect to the heuristic) to be augmented and the best polygon to be augmented are selected. This is done to ensure that all clusters grow in parallel and not sequentially, which would affect compactness. The process continues until all polygons have been assigned to a cluster or until a deadlock state is reached, which can occur when two clusters compete for the same polygon and in which case there may be polygons which are not assigned to any cluster in the final partition. To overcome this problem, two other algorithms are proposed: CPSC\*, which allows the user to relax the constraints to ensure that all polygons are assigned to a cluster, ensuring convergence, and CPSC\*-PS (polygon split), which also allows polygons to be split when strictly necessary.

#### 7.14.15 Probabilistic CC

In probabilistic clustering a probabilistic model is used to describe relationships between instances and their cluster memberships. Constraints are included into this framework by also describing them in terms of probabilities. RHWL is an active CC method which uses a basic probabilistic CC procedure as the clustering algorithm. It takes advantage of the probabilities computed by this procedure to later use them to decide the pair of instances to query to the oracle. DCPR uses an objective function maximizing the likelihood of the observed constraint labels composed of two terms: (1) the first is the conditional entropy of the empirical cluster label distribution, which is maximized when the cluster labels are uniformly distributed (the clusters are balanced). (2) the second term is the conditional entropy of instance cluster labels for the unlabeled instances, which is minimized when the formed clusters have large separation margin and high confidence for the cluster memberships of unconstrained instances. A variational EM optimization scheme is used to optimized the proposed objective function.

### 7.15 Constrained Distance Transformation

Distance transformation methods usually take a standard distance measure as their basis (like as the Euclidean distance) and parameterize it. By modifying this parameters, the distance measure is transformed for it to be adapted to the data and the constraints. Generally, the goal of these methods is to learn a new distance metric bringing ML instances together and setting CL instances apart. Constrained Distance Transformation (CDT) methods are presented in Table 31.

Methods such as CSI and Xiang's learn the weights of a matrix by parameterizing a family of Mahalanobis distances. RCA also learns a Mahalanobis metric. In order to do so it changes the feature space used for data representation by assigning high weights to relevant dimensions and low weights to irrelevant dimensions by means of a global linear transformation. The relevant dimensions are estimated using chunklets. ERCA extends RCA to include CL. It does

---

so by computing a matrix that optimizes the between-class scatter and combining it with the matrix optimizing the within-class scatter. DCA is another extension over RCA to include CL. It does so by looking for a linear transformation which results in an optimal distance metric by maximizing the variance between chunklets and minimizing the variance between instances in the same chunklet. KDCA uses the kernel trick to learn a nonlinear metric distance under the same principles of DCA. MSSB is a modification over RCA that uses a data-dependent regularizer term to avoid the drawbacks that weighting discrimination brings to RCA. From all methods using Mahalanobis distances parameterization, the ITML and A-ITML-K-Means approaches are the only ones using Information Theoretic Metric Learning as its base framework. ITML learns a constrained distance metric by learning a positive-definite matrix that parameterizes a Mahalanobis distance. This matrix is regularized to be as close as possible to a given Mahalanobis distance function, parameterized by another auxiliary matrix. The distance between these two matrices can be quantified via an information-theoretic approach, so it can be computed as the relative entropy between their corresponding multivariate Gaussians. Instance-level constraints are included as linear constraints to the optimization problem, which results in a particular case of the Bregman divergence. Therefore, it can be optimized by the Bregman's method. A-ITML-K-Means is an active clustering with constraints setup for the ITML approach that uses K-means as its clustering algorithm.

It uses a reduced set of selected constraints to perform ITML and applies classic clustering (K-Means) with the newly learned metric in an active clustering setup. ITML learns a Mahalanobis distance metric under a given set of constraints and instances by minimizing the LogDet divergence between the original distance matrix and an objective distance matrix that is built on the basis of constraints.

HMRf-K-Means approaches the CC problem from a hybrid probabilistic framework based on Hidden Markov Random Fields (HMRf), which is developed to find an EM-optimizable objective function derived from the posterior energy, which is defined by the HMRf. This objective function combines an adaptive distance measure, such as the Bregman divergence or directional similarity measures, and a constraint-violation penalty term. The later is controlled by a scaling function that assigns more relevance to ML constraints relating distant instances and CL constraints relating close instances. Comraf uses a combinatorial MRF (an MRF in which at least one node is a combinatorial random variable). The Comraf model can be applied to classic clustering by searching for cliques in the Comraf graph and using the mutual information as a potential function. This graph is built on the basis of the interactions between the combinatorial random variables. Comraf can be extended to constrained clustering by incorporating weighted constraints as a penalty term in the objective function that Comraf optimizes.

Other methods such as MPCK-Means iteratively compute cluster-local weights for every feature, effectively creating a new distance metric for every cluster, which can be applied and updated during the clustering process in an EM scheme. LLMA also performs metric learning through locally linear transformations, achieving global consistency via interactions between adjacent local neighborhoods.

SMR builds the graph Laplacian matrix based on pairwise similarities. This matrix is then used to regularize a non-parametric kernel learning procedure in which the learned kernel matrix is forced to be consistent with both pairwise similarities and the constraint sets by minimizing the regularizer that is based on the Laplacian graph. MSBSBS is similar to SMR. However it uses the Karush-Kuhn-Tucker conditions to learn the non-parametric kernel. MSBSBS(10) is an improvement over MSBSBS which combines both the constraint set and the topological structure of the data to learn a non-linear metric. CDJPBY uses a weighted sum to combine multiple kernels. It includes an optimization criterion that allows it to automatically estimate the optimal parameter of the composite Gaussian kernels directly from the data and the constraints.

RDF transforms the metric learning problem into a binary class classification problem and employs random forests as the underlying representation. Constraints are included by replacing the original distance function with a feature map function which transforms each constrained instance, changing their location to reflect the information contained in the constraint set. The transformed data is used as training data for a random forest that evaluates each instance pair. Each tree from the random forest independently classifies the pair as similar or dissimilar, based on the leaf node at which the instance-pair arrives. SSMMHF uses a random forest-based strategy as well. It first builds a model of the data by computing a forest of semi-random cluster hierarchies. Each tree is generated applying a semi-randomized binary semi-supervised maximum-margin clustering (MCC) algorithm iteratively. This way, each tree encodes a particular model of the full semantic structure of the data, so the full structure of the tree can be considered as a weak metric. A final metric model can be produced by merging the output of the forest described above. Constraints are included by modifying the MMC procedure, producing Semi-Supervised MMC. This results in a method that seeks to simultaneously maximize the cluster assignment margin of each point (as in unsupervised MMC) and an additional set of margin terms reflecting the satisfaction of each pairwise constraint.

SCKMM firstly estimates the optimal value for the parameter of a Gaussian kernel by ascending gradient and obtains an initial partition using PCBKM, which is a modification of the classic K-Means algorithm to include constraints. After

this, a distance measure is obtained using the assignments of the last partition, which is used by PCBKM to produce a new partition. SCKMM iterates between steps two and three until it converges.

3SHACC includes a metric learning step in 2SHACC. In first place, it determines the relevance of every constraint in a completely unsupervised manner. Said relevances are used as constraint weights by the Weighted-Learning from Side Information (WLSI) DML method, which is a weighted version of CSI.

$S_A$	Acronym	Full Name	Penalty	ML	CL	Hybrid	Year	Ref.
19.17	CSI	Clustering with Side Information	×	Soft	Soft	—	2002	[88]
20.61	MPCK-Means	Metric Pairwise Constrained K-Means	✓	Soft	Soft	Penalty-based Methods	2003	[87, 228]
8.97	HMRF-K-Means	Hidden Markov Random Fields - K-Means	✓	Soft	Soft	Penalty-based Methods	2004	[194]
15.99	DistBoost	—	×	Soft	Soft	—	2004	[415]
13.18	LLMA	Locally Linear Metric Adaptation	×	Soft	Soft	—	2004	[416]
16.01	RCA	Relevant Components Analysis	×	Soft	—	Constrained Data Space Transformation	2005	[187]
26.59	ERCA	Extended Relevant Components Analysis	×	Soft	Soft	—	2006	[417]
19.24	DCA	Discriminative Component Analysis	×	Soft	Soft	—	2006	[418]
16.08	KDCA	Kernel - Discriminative Component Analysis	×	Soft	Soft	—	2006	[418]
5.68	Comraf	Combinatorial Markov Random Fields	—	Soft	Soft	—	2006	[419]
19.96	DYYHC	names	×	Soft	—	—	2007	[420]
6.62	ITML	Information-Theoretic Metric Learning	×	Soft	Soft	—	2007	[421]
11.01	SMR	names	×	Soft	Soft	—	2007	[422]
15.05	Xiang's	—	×	Soft	Soft	—	2008	[423]
11.82	MSSB	names	×	Soft	Soft	—	2009	[424]
16.97	MSBSBS	names	×	Soft	Soft	—	2010	[425]
6.51	SCKMM	Semi-supervised Clustering Kernel Method based on Metric learning	×	Soft	Soft	Cluster Engine-adapting Methods	2010	[221]
17.78	MSBSBS(10)	names	×	Soft	Soft	—	2010	[426]
5.01	LRML	Laplacian Regularized Metric Learning	×	Soft	Soft	—	2010	[141]
18.63	LRKL	Low-Rank Kernel Learning	×	Soft	Soft	—	2011	[427]
7.28	CDJPBY	names	×	Soft	Soft	—	2011	[241]
7.01	SNN	Similarity Neural Networks	×	Soft	Soft	Classic Neural Network-based CC	2012	[312]
7.83	RFD	Random Forest Distance	×	Soft	Soft	—	2012	[428]
5.62	A-ITML-K-Means	Active - Information Theoretic Metric Learning - K-Means	×	Soft	Soft	Active Clustering with Constraints	2013	[299]
7.07	LSCP	Learning Similarity of Constraint Propagation	×	Soft	Soft	Constraint Propagation	2015	[429]
10.40	SSMMHF	Semi-Supervised Max-Margin Hierarchy Forest	×	Soft	Soft	—	2016	[430]
15.34	AMH-L	names	×	Soft	Soft	—	2020	[431]
15.34	AMH-NL	names	×	Soft	Soft	—	2020	[431]
22.52	3SHACC	3 -Stages Hybrid Agglomerative Constrained Clustering	×	Soft	Soft	Hierarchical CC	2022	[190]

Table 31: Feature table for CDT methods.

## 7.16 Distance Matrix Modification

In Distance Matrix Modification (DMM) methods, the CC problem is approached from the DML point of view. Nevertheless these methods work directly with the distance matrix. Their goal is to modify the entries of the distance matrix for it to reflect the information contained in the constraint set, once again resulting in ML instances being brought closer together and CL instances being set apart. These methods do not provide neither a new distance metric nor a new data space, although these two can be obtained from said distance matrix with classic DML techniques.

### 7.16.1 Constraint Propagation

In constraint propagation methods, entries in the distance matrix which correspond to constrained instances are usually first modified. Then, those changes are propagated to the rest of the matrix to a variable extent and using different strategies. Table 32 gathers methods which use constraint propagation to perform CC.

The most simple approach in constraint propagation consists of simply setting distances between ML instances to 0 and to a high value for CL instances in the distance matrix. Afterwards, the all-pairs-shortest-path algorithm is run to propagate the changes to the rest of entries. Methods such as CCL, 2SHACC and CAF use this approach.

E<sup>2</sup>CP propagates constraints in the distance matrix by taking each of its columns as the initial configuration of a two-class semi-supervised learning problem with respect to the instance associated to the column. The positive class contains the examples which should appear in the same cluster as the instance associated to the column, and the negative class contains the examples that should not. In this way, the constraint propagation problem can be decomposed into a number of subproblems equal to the size of the dataset. After that, the same process is repeated, this time taking rows instead of columns. MSCP extends E<sup>2</sup>CP to consider multi-source data. It decomposes the problem into a series of two-source constraint propagation subproblems, which can be transformed into solving a Sylvester matrix equation, viewed as a generalization of the Lyapunov matrix equation. SRCP also uses decomposition to propagate constraints, although it decomposes the problem taking into account the full dataset, not only columns or rows. It exploits the

$S_A$	Acronym	Full Name	Penalty	ML	CL	Hybrid	Year	Ref.
19.16	CCL	Constrained Complete-Link	×	Soft	Soft	—	2002	[432]
12.47	LCPN	names	×	Soft	Soft	Non Graph-based	2008	[252]
8.22	Lo-NC	Local Normalized Cut	×	Soft	Soft	—	2009	[433]
11.96	E <sup>2</sup> CP	Exhaustive and Efficient Constraint Propagation	×	Soft	Soft	—	2010	[434, 319]
5.32	SRCP	Symmetric graph Regularized Constraint Propagation	×	Soft	Soft	—	2011	[435]
6.94	MMCP	Multi-Modal Constraint Propagation	×	Soft	Soft	—	2011	[436]
5.74	LCP	Local Constraint Propagation	×	Soft	Soft	—	2012	[437]
4.63	SSL-EC	Semi-Supervised Learning based on Exemplar Constraints	×	Soft	Soft	Active Constraint Acquisition	2012	[285]
5.27	UCP	Unified Constraint Propagation	×	Soft	Soft	Inter-View Constrained	2013	[351]
4.03	MSCP	Multi-Source Constraint Propagation	×	Soft	Soft	Inter-View Constrained	2013	[319]
5.62	A-ITML-K-Means	Active - Information Theoric Metric Learning - K-Means	×	Soft	Soft	Active Clustering with Constraints	2013	[299]
10.31	CAF	Constraints As Features	×	Soft	Soft	Constrained Data Space Transformation	2013	[438]
4.04	ACC(14)	Adaptive Constrained Clustering	×	Soft	Soft	—	2014	[439]
7.07	LSCP	Learning Similarity of Constraint Propagation	×	Soft	Soft	Constrained Distance Transformation	2015	[429]
4.45	CPSNMF	Constrained Propagation for Semi-supervised Nonnegative Matrix Factorization	×	Soft	Soft	Non-negative Matrix Factorization CC	2016	[276]
23.05	ISSCE	Incremental Semi-Supervised Clustering Ensemble	×	Soft	Soft	Constrained Pool Generation	2016	[321]
20.25	RSSCE	Random Subspace based Semi-supervised Clustering Ensemble	×	Soft	Soft	Constrained Pool Generation	2016	[321]
7.73	C <sup>3</sup>	Constrained Community Clustering	×	Soft	Soft	—	2016	[440]
7.83	CESCP	Clustering Ensemble based on Selected Constraint Projection	×	Soft	Soft	Constrained Pool Generation	2018	[323]
10.64	DCECP	Double-weighting Clustering Ensemble with Constraint Projection	×	Soft	Soft	Constrained Pool Generation	2018	[323]
5.21	PCPDAMR	Pairwise Constraint Propagation with Dual Adversarial Manifold Regularization	×	Soft	Soft	—	2020	[441]
16.51	2SHACC	2 -Stages Hybrid Agglomerative Constrained Clustering	×	Soft	Soft	Hierarchical CC	2020	[385]
4.16	ILMCP	Instance Level Multi-modal Constraint Propagation	×	Soft	Soft	—	2021	[442]

Table 32: Feature table for DMM - Constraint Propagation methods.

symmetric structure of pairwise constraints to develop a constraint propagation approach based on symmetric graph regularization. MMCP propagates constraints in rows and columns separately without decomposition using multi-graph propagation methods.

LCP propagates the influence of the constraints to the unconstrained instances in the dataset proportionally to their similarity with the constrained data. LCP first determines the proportion in which constrained instances influence unconstrained instances using a previously proposed label propagation procedure. Then, intermediate structures, called constrained communities, are defined to include the factional instances that are affected by a constrained instance (including itself). These structures are used to find the range of influence of each constraints without any parameter estimation. ACC(14) performs constraint propagation the same way as LCP, the only difference being that ACC(14) allows overlapping between constrained communities. C<sup>3</sup> propagates constraints proportionally in constrained communities as well, although directly performing clustering on them through their indicator matrix.

PCPDAMR uses both the similarity and the dissimilarity (distance) matrix to perform constraint propagation. It does so to emphasize the difference between ML and CL constraints, which are usually encoded in the same matrix. The constraint propagation is carried out via manifold embedding, in which the inherent manifold structure among the data instances is mapped to their similarity/dissimilarity codings. A regularization term to consider adversarial relations between the two matrices is used to enhance the discriminability of propagated constraints.

Many methods simply use the E<sup>2</sup>CP as an intermediate step performed between other CC-related operations. For example, RSSCE, CESCP and DCECP are all ensemble clustering method which use E<sup>2</sup>CP as the CC method to generate different partitions using the random subspace technique. CPSNMF simply performs E<sup>2</sup>CP and a penalty-based version of NMF afterwards.

More exotic approaches can be found in LCPN or Lo-NC. LCPN takes the affinity matrix as the covariance matrix of a parameterized Gaussian process with mean 0, effectively connecting the spatial locations of constrained instances and propagating a positive or negative affinity value (depending on whether it is a ML or CL constraint) in those locations. Lo-NC performs a space-level generalization of pairwise constraints by locally propagating the information contained in the constraint set.

## 7.16.2 Matrix Completion

Matrix completion techniques, gathered in Table 33, are used to fill gaps in relational matrices. Its key concept is found in how to build the matrix over which matrix completion is applied. The reason is that matrix completion algorithm itself does not need to be specifically designed for CC, but it only need a matrix with gaps to be filled, so low-rank matrices are preferred.

In CC, the constraint matrix is usually a low-rank matrix, perfectly suitable for constraint propagation. STSC takes advantage of this and proposes the first approach to CC from the Self-taught learning paradigm, where side information is generated by the same algorithm that will make use of it later without the need of an oracle (or human). STSC can

$S_A$	Acronym	Full Name	Penalty	ML	CL	Hybrid	Year	Ref.
6.79	MCCC	Matrix Completion based Constraint Clustering	×	Soft	Soft	—	2013	[443]
4.46	STSC	Self-Taught Spectral Clustering	×	Soft	Soft	Non Graph-based	2014	[265]
8.95	MCPCP	Matrix Completion - Pairwise Constraint Propagation	×	Soft	Soft	Inter-View Constrained	2015	[352]
3.49	LMRPCP	Low-rank Matrix Recovery based Pairwise Constraint Propagation	×	Soft	Soft	—	2015	[444]
11.04	MVMC	Multi-View Matrix Completion	×	Soft	Soft	Intra-View Constrained & Spectral CC	2017	[350]

Table 33: Feature table for DMM - Matrix Completion methods.

augment the set of constraints taking advantage of the low-rank nature of the constraint matrix via matrix completion. Matrix completion methods are able to recover low-rank matrices with high probability by using only a small number of observed entries. STSC performs self-taught constraint augmentation and constrained spectral clustering in an iterative manner. Constraint augmentation is performed via matrix completion over a combination of the low-rank constraint matrix and the affinities in the affinity graph. MCPCP also performs matrix completion over the constraint matrix, with each entry in the matrix being a real number that represents the relevance of the two corresponding instances. MCPCP aims to learn the full relation matrix by using a matrix completion algorithm and derives an indicator matrix from it.

Other methods aim to reconstruct an artificially made low-rank similarity matrix. This is the case of MCCC, which assigns similarity 1 for any pair of instances in the same cluster and 0 otherwise, based on the given constraints and the dataset. It can be proven that this is equivalent to finding the best data partition. A convex optimization problem, whose global solution can be efficiently obtained, can be used to solve this problem. Please note that the aim of MCCC is reconstructing the similarity matrix taking constraints into account, not the constraint matrix.

Lastly, LMRPCP performs matrix completion within a transductive learning framework. These approaches make the data matrix and the label matrix jointly low-rank and simultaneously apply a matrix completion algorithm to them. LMRPCP assumes that the data matrix is a clean low-rank matrix, while the constraint matrix is considered to be noisy and low-rank. The resulting problem is a matrix completion problem which can be solved with an augmented Lagrangian multiplier algorithm. The generated constraints are used to adjust pairwise similarities, over which classic spectral clustering is performed to obtain a partition.

## 7.17 Constrained Data Space Transformation

Constrained Data Space Transformation (CDST) techniques (gathered in Table 34) seek to transform the space in which the data is embedded so that the new space can include the information contained in the constraint set. This usually involves reducing or augmenting the number of dimensions of said space. The majority of methods which belong to this category seek to reduce the number of dimensions, thus summarizing (and sometimes losing) information from the original data space. Other methods augment the number of dimensions based on the constraints and without any loss of information, although they produce a larger dataset which is usually harder to process by partitional methods.

$S_A$	Acronym	Full Name	Penalty	ML	CL	Hybrid	Year	Ref.
16.01	RCA	Relevant Components Analysis	×	Soft	—	Constrained Distance Transformation	2005	[187]
17.68	SCREEN	Semi-supervised Clustering method based on spherical k-means via feature projection	×	Hard	Soft	—	2007	[215]
16.07	PCP	Pairwise Constraint Propagation	×	Soft	Soft	—	2008	[445]
8.22	RLC-NC	Constrained Normalized Cut	×	Soft	Soft	—	2009	[433]
8.29	GBSSC	Graph-Based Semi-Supervised Clustering	×	Hard	Soft	Graph-based	2010	[185, 244, 245, 246]
17.73	CPSSAP	Constraint Projections Semi-Supervised Affinity Propagation	×	Soft	Soft	—	2012	[446]
10.31	CAF	Constraints As Features	×	Soft	Soft	Constraint Propagation	2013	[438]
11.55	MPHS-Linear	Mid-Perpendicular Hyperplane Similarity - Linear	×	Soft	Soft	—	2013	[447]
11.55	MPHS-Gauss	Mid-Perpendicular Hyperplane Similarity - Gaussian	×	Soft	Soft	—	2013	[447]
11.55	MPHS-PCP	Mid-Perpendicular Hyperplane Similarity - Pairwise Constraint Propagation	×	Soft	Soft	—	2013	[447]
6.93	CNP-K-Means	Constraint Neighborhood Projections - K-Means	×	Soft	Soft	Non Graph-based	2014	[264]
4.43	CCC-GLPCA	Convex Constrained Clustering - Graph-Laplacian PCA	×	Soft	Soft	—	2018	[448]
7.74	DP-GLPCA	Dissimilarity Propagation-guided - Graph-Laplacian Principal Component Analysis	×	Soft	Soft	—	2021	[449]

Table 34: Feature table for CDST methods.

Most methods in this category perform dimensionality reduction over the original dataset. Some of them are based on the classic PCA algorithm: RCA, CCC-GLPCA and DP-GLPCA are some examples of this. RCA is an ML constrained version of the classic PCA algorithm. It seeks to identify and down-scale global unwanted variability within the data. In order to do so, it changes the feature space used for data representation by assigning high weights to relevant dimensions and low weights to irrelevant dimensions by means of a global linear transformation. The relevant dimensions are estimated using chunklets. CCC-GLPCA includes a regularized term in the objective function of GLPCA (a Graph-Laplacian variant of PCA) to include constraints. This regularizes the similarity between the multiple low-dimensional representations used by GLPCA. DP-GLPCA simply performs classic GLPCA over the

---

modified distance matrix to set distances between instances related by ML and CL to 0 or 1, respectively. Besides, it includes a dissimilarity regularizer which emphasizes CL to expand their influence.

Other methods use diverse procedures to perform dimensionality reduction taking constraints into account. SCREEN includes a step where a constraint-guided feature projection method (called  $SCREEN_{PROJ}$ ) is used to project the original data in a low-dimensional space. RLC-NC seeks a low-dimensional representation of the data through orthogonal factorizations in which the clustering structure defined by the prior knowledge is strengthened. GBSSC first obtains the chunklet graph, over which a Laplacian process is applied for the graph to reflect CL constraints. The entire resulting graph is then projected onto a lower-dimensional space. CPSSAP uses the constraint projection methods to produce a faithful representation of the constraint set in a lower-dimensional space. The affinity matrix is computed on the basis of the new data space and a classic affinity propagation algorithm is used to produce a partition of the dataset. CNP-K-Means seeks to project the original dataset into a lower-dimensional space, preserving the information contained in the constraint set. In order to do so, it defines a neighborhood for every instance based on a parameterized radius value, used to propagate the influence of constraints from constrained instances without augmenting the constraint set.

The three variants of MPHS perform dimensionality reduction in a more exotic constraint-oriented way. It is inspired by the maximum margin hyperplane of SVM. Intuitively, CL constraints can be used to define hyperplanes between pairs of instances. Given two instances with related by CL constraint, we can compute its mid-perpendicular hyperplane which is perpendicular to the line across the two instances, which is also the maximum margin hyperplane. Since there is more than one CL constraint in the constraint set, multiple mid-perpendicular hyperplanes can be obtained. MPHS contains three main steps. Firstly, it learns a new data representation using the mid-perpendicular hyperplane corresponding to each cannot-link constraint, which can also be regarded as dimensionality reduction. Secondly, it learns individual similarity matrix according to the new data representation corresponding to each CL. In the end, individual similarity matrices are aggregated into a similarity matrix and then perform kernel k-means. Three variants of MPHS are proposed in [447]: MPHS-linear (for simple and well-structured data), which is performed on original data space, MPHS-Gauss (for complex data) which is performed on Gaussian-kernel induced feature space, and MPHS-PCP which first learns a data-dependent kernel similarity (PCP-kernel [445]) and performs MPHS in PCP-kernel induced feature space.

PCP is one of the few methods which projects the original data into a higher-dimensional space to include constraints. To do so, it learns a mapping over the data graph and maps the data onto a unit hypersphere, where instances related by ML are mapped into the same point and instances related by CL are mapped to be orthogonal. This can be achieved using the kernel trick via semidefinite programming, and has to be done in a high dimensional space, as implementing it in the input space is hard if not unfeasible. Another method which projects the original data into higher dimensions is CAF. It augments the initial space with additional dimensions derived from CL constraints. The instances are augmented with additional features, each of which is defined by one of the given CL constraints. ML constraints are included by modifying the initial distance matrix so that the distance between instances related by ML is the lowest among all pairwise distances (greater than 0) and restoring metricity and the triangle inequality afterwards. Pairwise distances between instances in the augmented space combines both the distances in the original space (modified to include ML) and the distances of instances according to each CL constraint. The distance derivation for the new dimension is based on diffusion maps. The actual clustering is then performed by any classic clustering technique.

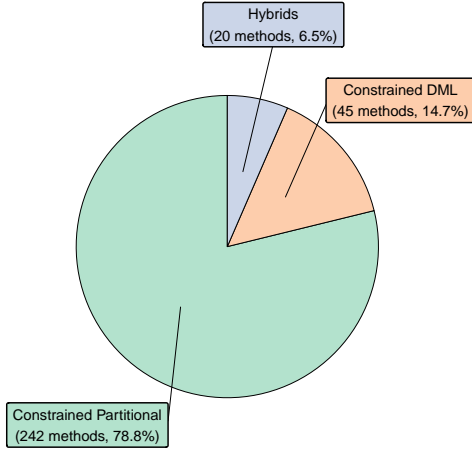
## 8 Statistical Analysis of the Taxonomy

This section presents relevant statistics on the ranked taxonomy proposed in Section 7. The UpSetR package provides the perfect tool to obtain a visualization of the overall taxonomy in the form of a statistical summary, presented in Figure 13. The left histogram represents the number of methods which belong to every category, while the top histogram considers all hybridizations found between said categories. The categories involved in hybridizations are indicated by the central dot matrix. For example, the left histogram shows that a total of 12 methods belong to the KCC category, and the top histogram shows that 11 of them are purely KCC methods, with a single hybrid method, which the central dot matrix indicates that belongs to both KCC and LSCC category thanks to (which is consistent with the information provided in Table 24).

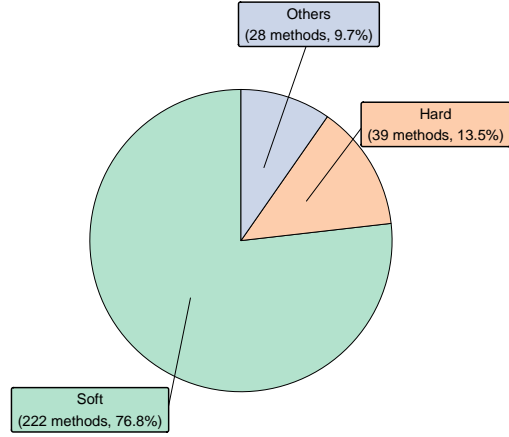
Figure 13 shows that the ACC category is the most prominent one, while also being the one which represents the most hybridizations. The rationale behind this is that all methods which belong to the active clustering with constraints category (Table 12) always use a CC method from another category as their core CC method. In addition to this, it can be observed that the more successful hybridization are found in MMbCC+MbCC, HCC+ACC, and LSCC+ACC, with up to five hybrids methods in each combination. Please note that, for Constrained DML categories (CDT, CDST and DMM) hybridization never refer to the method used to eventually obtain a partition from their outputs, as these method are never considered to determine their category memberships. The proportion of methods which belong to the classes of the highest level dichotomy in the taxonomy (constrained partitional versus constrained DML) is presented in



**Proportion of partitional and DML methods in CC studies**



**Proportion of the types of constraints used in CC methods**



(a) Proportion of Constrained Clustering and Constrained DML methods

(b) Proportion of constraint types used in CC methods

Figure 14: Piecharts on the proportions of methods in the highest dichotomy of the taxonomy and on the types of constraints.

Acronym	Type	Ref.	Acronym	Type	Ref.
SSFCA	Hybrid	[125]	URASC	Not Needed	[267]
BoostCluster	Hybrid	[356]	PCCA	Not Needed	[377, 143]
CMSSCCP	Bounded	[401]	SemiDen	Not Needed	[388]
3CP	Bounded	[400]	FIECE-EM+LUC	Not Needed	[305, 306]
TKC(17)	Bounded	[399]	CECM	Not Needed	[366]
CSP	Fixed	[255]	En-Ant	Not Needed	[327]
ISL	Fixed	[71]	CAC	Not Needed	[206, 332]
SSDC	Not Needed	[390]	CELA	Not Needed	[331]
COBRAS	Not Needed	[304]	MELA	Not Needed	[331]
FIECE-EM	Not Needed	[339]	MCLA	Not Needed	[331]
JDG	Not Needed	[339]	SSAP	Not Needed	[395]
Semi-MultiCons	Not Needed	[325]	ACC	Not Needed	[144]
ssFS	Not Needed	[359]	AFCC	Not Needed	[297]
SFFD	Not Needed	[370]	COP-b-coloring	Not Needed	[242]
AAVV	Not Needed	[295]	MOCK	Not Needed	[333]
FIECE-EM+BFCU	Not Needed	[305, 306]	MCGMM	Not Needed	[450]
FIECE-EM+FCU	Not Needed	[305, 306]	COBRA	Not Needed	[108]
FIECE-EM+DVO	Not Needed	[305, 306]	ASCENT	Not Needed	[193]
JBMJ	Not Needed	[414]	-	-	-

Table 35: Methods that do not need  $K$  to be specified.

Figure 17 gives a visual representation of the detailed scorings for the top 20 best ranked methods. As expected, the best score is obtained by the COP-K-Means method, as it features a high quality experimental setup (S1, S2 and S3) and it is

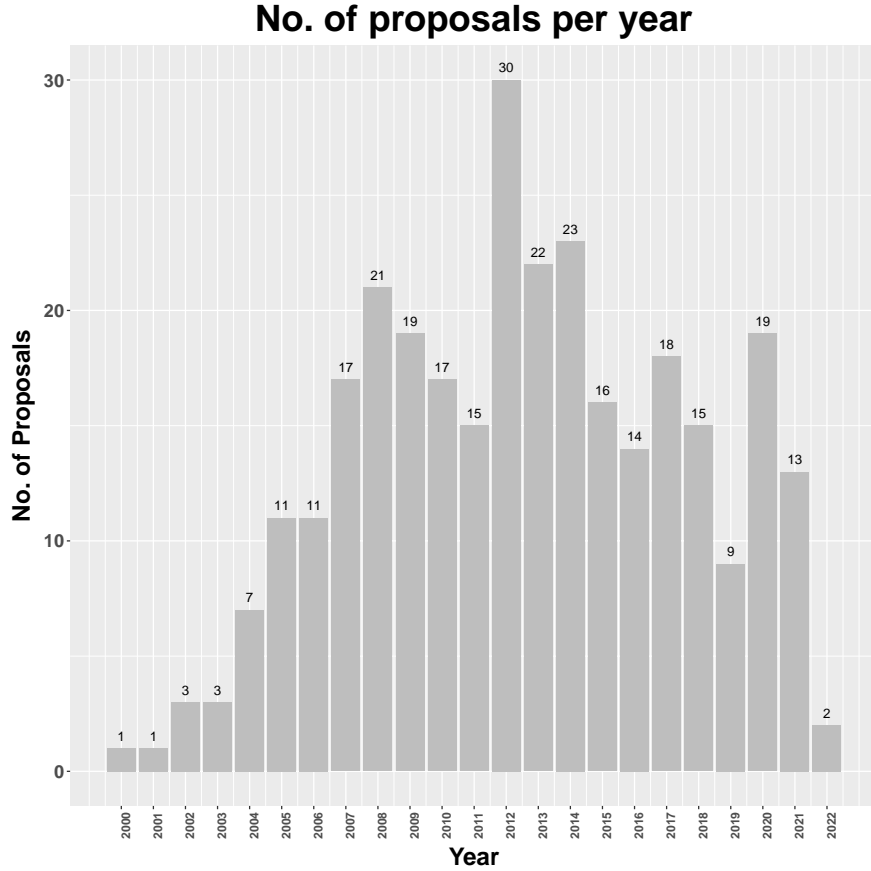


Figure 15: Number of proposals per year.

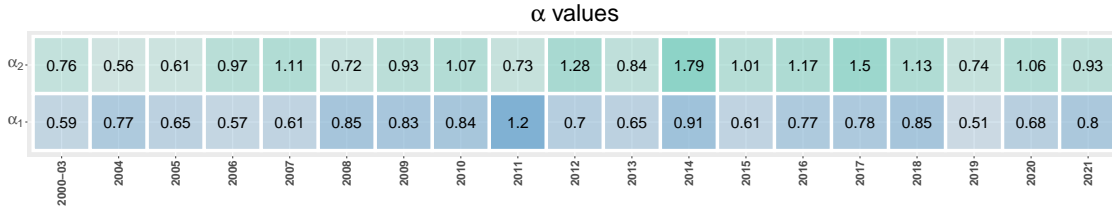


Figure 16: Values for the weighting parameters  $\alpha_1$  and  $\alpha_2$  used in every year.

the single most cited CC method ever proposed (S7). This is enough for it to obtain the highest score, even if the paper which proposes it lacks of a proper validation procedure (S4 and S5). Please note that the fact that COP-K-Means is ranked as the best method ever proposed is evidence of the scoring system being reluctant to the number of years the method has been available. As a result, one of the oldest CC method reaches top 1 in the ranking, and is followed by a method which was proposed as recently as in 2021, which is SHADE<sub>CC</sub>. A number of baseline method make it to the top 20, such as ERCA, SSKK, MPCK-Means, DCA or CSI. The reason behind this is the high influence of the  $I'_{\mathcal{A}}$  term over the final score  $S_{\mathcal{A}}$ . Other methods reach the top 20 by other means, such as a high experimental quality combined with proper validation procedures.

Finally, Figure 18 shows a histogram with the distribution of all final scores presented in Section 7. It is clear that the majority of methods are scored in  $[0, 10]$ , fewer methods are in the next higher range of values, which is  $(10, 20]$ , and very few outlier scores are found in the range  $(20, 35]$ . Please note that the effective output range of the scoring systems is  $[0, 33.33]$ , as no method fully complies with its standards. This shows the suitability of the proposed scoring system, as any objective raking procedure should place the majority of methods in the low-medium range and few methods in

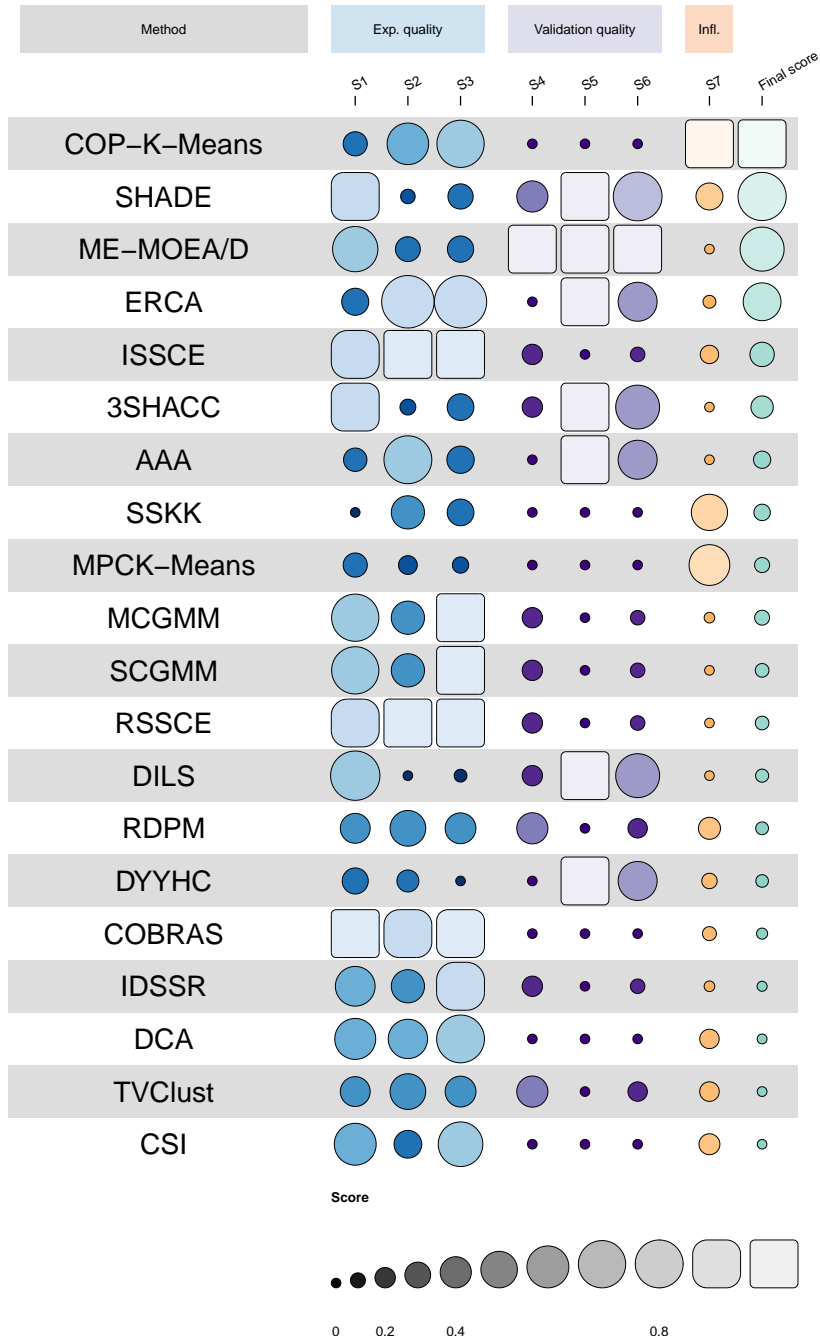


Figure 17: Detailed scorings for the top 20 ranked methods. Every subscore ( $S_1$  to  $S_7$ ) has its own meaning and can be understood individually as follows: the weighted year-normalized number of datasets ( $\alpha_1^{Y_A} D'_A$ ), the weighted year-normalized number of methods ( $\alpha_2^{Y_A} MS'_A$ ), the normalized experimental quality ( $EQ'_A$ ), the normalized number of validity indices ( $V'_A$ ), the statistical test usage indicator ( $T_A$ ), the normalized validation procedure quality ( $VQ'_A$ ), the normalized influence ( $I'_A$ ). Finally,  $S_A$  is given in the final score column.

the upper range of the ranking, with those methods being the more remarkable ones for their quality and the robustness of their conclusions.

## Distribution of final scores

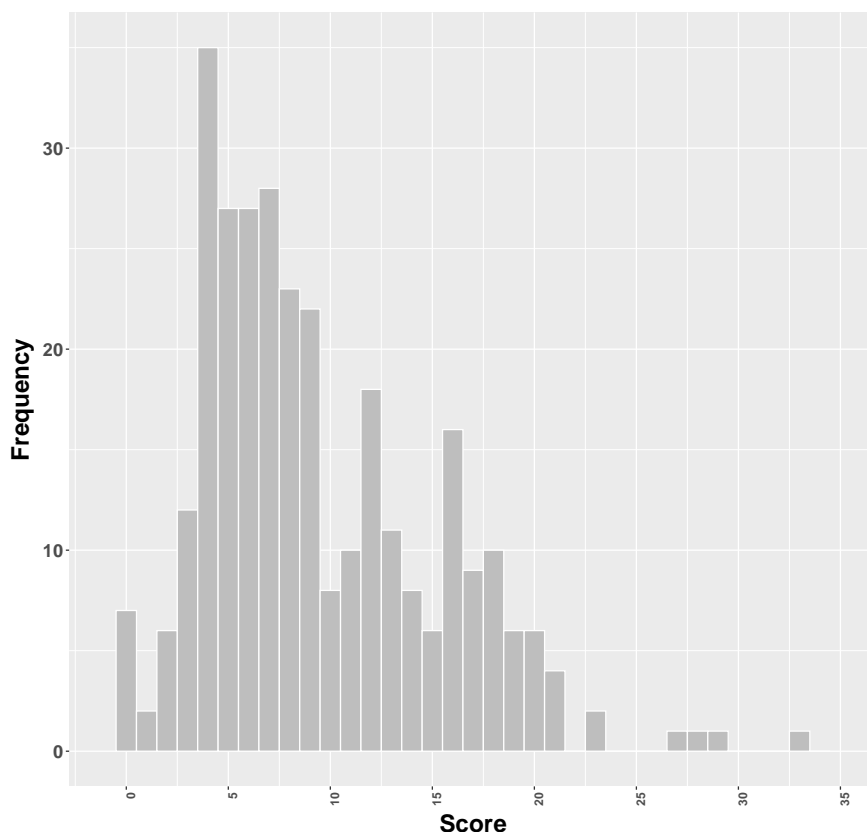


Figure 18: Distribution of all final scores presented in Section 7.

## 9 Conclusions, Criticisms and Future Research Guidelines

This study presented a systematical review on the Constrained Clustering (CC) research domain. Firstly, a general introduction to the Semi-Supervised Learning (SSL) paradigm is given, after which the specific area of semi-supervised clustering is discussed in detail. The discussed methods within this area are capable of including background knowledge (or incomplete information) about the dataset onto the clustering process. To the best of the authors' knowledge, this study provides the first ever overview and taxonomization of the types of background knowledge (in Section 2) that can be included as constraints in semi-supervised clustering. Afterwards, we motivate why out of all types of background knowledge, the instance-level pairwise Must-Link (ML) and Cannot-Link (CL) constraints, are the most successful and prominent types of constraints. Semi-supervised clustering methods that use ML and CL constraints are known as Constrained Clustering (CC). The CC problem is formalized and presented in later sections, and illustrated by giving examples of several practical fields of applications. Afterwards, advanced CC concepts and structures are described and formalized, allowing to discuss in more detail the advantages and disadvantages of different approaches. Afterwards, a statistical analysis of the experimental elements used in studies which proposes new CC methods has been carried out, revealing the basics research in CC area, as well as the baseline methods, benchmark datasets and suitable validity indices. This overview leads to the proposal of an objective scoring system that captures the potential and relevance of each approach, which is used later to assign every method a score that summarizes its quality, and to produce a ranking of CC methods. Afterwards, a taxonomization of 307 CC methods is conducted, ranking them according to the proposed scoring system and categorizing them in two major families: constrained partitional and constrained DML. These two families are further divided in more specific categories, whose common features and specific methods are described in Sections 7.1 to 7.17.

The proposed taxonomy can be used to:

- Decide which type of approach and model is best suited to a new constrained clustering problem.

- Compare newly proposed techniques to those belonging to the same family in this taxonomy, so that it can be determined whether the new method represents an improvement over the current state-of-the-art.
- Identify the proposals which best support their conclusions and propose more robust methods, thanks to the scoring system.

As any other Computer Science research area, the CC area is not free of flaws and criticism. Having reviewed 270 studies (proposing 307 methods), the authors have identified 5 major problems which affect the vast majority of them. These problems can be summarized as follows:

- **The lack of a unified, general reference.** There is not an updated, general reference unifying the overall CC literature. This affects the foundations of new proposals, as it is hard to find the state-of-the-art methods that can be used to compare new techniques with. This is illustrated in Figure 9a, which shows that more than half of the proposed CC methods (52.1%) are never used in subsequent studies. The aim of this study is to address this deficiency.
- **Low number of application studies.** Even if the main purpose of this study is not to review and gather literature concerning CC applications, it has been difficult for the authors to find application studies other than the 95 presented in Section 3.5. This is specially significant, given the high number and diversity found in CC studies which propose new methods.
- **The lack of extensive experimental comparisons.** From Section 5, it is clear that, unfortunately, the CC research area is consistently poor regarding the number of datasets, validity indices and competing methods used to support their conclusions. Very few methods use more than 10 datasets or 2 validity indices. With respect to the number of competing methods, it is shocking that no study has ever considered more than 9 of them, given that there are, at least, 307. The authors firmly believe that (open-source) code unavailability is responsible for this unsettling fact, as implementation details are rarely given in CC studies.
- **Unavailability of specific standardized CC-oriented datasets and constraint sets.** One of the major flaws of the CC area is the lack of specific datasets, which may be justified, provided that the low number of application papers. However, this is not the case when it comes to the constraint sets. In Section 5.4, the constraint generation method used in the vast majority of CC studies was presented. It is clear that this procedure is highly dependent of random effects, as constraints are randomly allocated. For this reason, it is necessary to have access to the specific constraint sets used in a given experimentation if it needs to be reproduced. Unfortunately, constraint sets are only rarely published by authors.
- **Statistically unsupported experimental conclusions.** This is an effect derived from the two previous criticisms, as a low number of standardized experiments is not significant enough to perform statistical testing procedures or to derive generalized conclusions that are broadly applicable. In fact, a very reduced minority of studies support their conclusions using statistical testing. This may greatly affect the confidence future researches may have towards the reviewed studies, reducing their usability in both the development of new methods and their applications in real-world problems.

In respect to future research guidelines, new proposals would greatly benefit from avoiding the mentioned flaws as much as possible. New studies should perform extensive experimental comparisons with state-of-the-art methods. A major goal of this overview is to provide easy access to such methods. Similarly, studies would benefit from the use of multiple datasets focusing on a wide range of application domains to make conclusions more generalisable. To this end, authors should always make their datasets and constraint sets public, in order for the result to be reproducible, and preferably also the source code. Supporting conclusions with statistical testing is also essential, as this will increase confidence in the results.

Future research based on this study can extend the scoring system to evaluate not only quantitative features regarding the quality of the proposal, but also qualitative features, as their novelty or their applicability. This objective would be arduous to achieve with objective standards in mind, as these features greatly depend on the perception of the researchers. Additionally, the constraint equivalences presented in Section 2.8 would benefit from formalization. Lastly, the creation of a library of CC baseline algorithms would greatly benefit this research area, making it more accessible to new researchers. Thanks to this study, the mentioned CC baselines algorithms can be chosen using objective criteria.

## Acknowledgements

Our work has been supported by the research projects PID2020-119478GB-I00, A-TIC-434-UGR20 and PRE-DOC\_01648.

---

## **Conflict of interest**

The authors declare that there is no conflict of interest.

---

## References

- [1] Christopher M Bishop and Nasser M Nasrabadi. *Pattern recognition and machine learning*, volume 4. Springer, 2006.
- [2] Olivier Chapelle, Bernhard Schlkopf, and Alexander Zien. *Semi-Supervised Learning*. The MIT Press, 1st edition, 2010.
- [3] Jesper E Van Engelen and Holger H Hoos. A survey on semi-supervised learning. *Machine Learning*, 109(2):373–440, 2020.
- [4] Sadaaki Miyamoto and A Terami. Inductive vs. transductive clustering using kernel functions and pairwise constraints. In *2011 11th International Conference on Intelligent Systems Design and Applications*, pages 1258–1264. IEEE, 2011.
- [5] Xiaojin Jerry Zhu. Semi-supervised learning literature survey. 2005.
- [6] Xiaojin Zhu and Andrew B Goldberg. Introduction to semi-supervised learning. *Synthesis lectures on artificial intelligence and machine learning*, 3(1):1–130, 2009.
- [7] Zhi-Hua Zhou. Semi-supervised learning. In *Machine Learning*, pages 315–341. Springer, 2021.
- [8] Amarnag Subramanya and Partha Pratim Talukdar. Graph-based semi-supervised learning. *Synthesis Lectures on Artificial Intelligence and Machine Learning*, 8(4):1–125, 2014.
- [9] Isaac Triguero, Salvador García, and Francisco Herrera. Self-labeled techniques for semi-supervised learning: taxonomy, software and empirical study. *Knowledge and Information systems*, 42(2):245–284, 2015.
- [10] Eric Bair. Semi-supervised clustering methods. *Wiley Interdisciplinary Reviews: Computational Statistics*, 5(5):349–361, 2013.
- [11] Ian Davidson and Sugato Basu. A survey of clustering with instance level constraints. *ACM Transactions on Knowledge Discovery from data*, 1:1–41, 2007.
- [12] Sugato Basu, Ian Davidson, and Kiri Wagstaff. *Constrained clustering: Advances in algorithms, theory, and applications*. CRC Press, 2008.
- [13] Nizar Grira, Michel Crucianu, and Nozha Boujemaa. Unsupervised and semi-supervised clustering: a brief survey. *A review of machine learning techniques for processing multimedia content*, 1:9–16, 2004.
- [14] Hongfu Liu and Yun Fu. Clustering with partition level side information. In *2015 IEEE international conference on data mining*, pages 877–882. IEEE, 2015.
- [15] Marek Śmieja and Bernhard C Geiger. Semi-supervised cross-entropy clustering with information bottleneck constraint. *Information Sciences*, 421:254–271, 2017.
- [16] Sugato Basu et al. *Semi-supervised clustering: Learning with limited user feedback*. Computer Science Department, University of Texas at Austin, 2003.
- [17] Hongfu Liu, Zhiqiang Tao, and Yun Fu. Partition level constrained clustering. *IEEE transactions on pattern analysis and machine intelligence*, 40(10):2469–2483, 2017.
- [18] Sugato Basu, Arindam Banerjee, and Raymond Mooney. Semi-supervised clustering by seeding. In *In Proceedings of 19th International Conference on Machine Learning (ICML-2002)*. Citeseer, 2002.
- [19] Christian Böhm and Claudia Plant. Hissclu: a hierarchical density-based method for semi-supervised clustering. In *Proceedings of the 11th international conference on Extending database technology: Advances in database technology*, pages 440–451, 2008.
- [20] Levi Lelis and Jörg Sander. Semi-supervised density-based clustering. In *2009 Ninth IEEE International Conference on Data Mining*, pages 842–847. IEEE, 2009.
- [21] Haifeng Liu and Zhaohui Wu. Non-negative matrix factorization with constraints. In *Twenty-fourth AAAI conference on artificial intelligence*, 2010.
- [22] Haifeng Liu, Zhaohui Wu, Xuelong Li, Deng Cai, and Thomas S Huang. Constrained nonnegative matrix factorization for image representation. *IEEE Transactions on Pattern Analysis and Machine Intelligence*, 34(7):1299–1311, 2011.
- [23] Kristóf Marussy and Krisztian Buza. Success: a new approach for semi-supervised classification of time-series. In *International conference on artificial intelligence and soft computing*, pages 437–447. Springer, 2013.
- [24] Long Lan, Naiyang Guan, Xiang Zhang, Dacheng Tao, and Zhigang Luo. Soft-constrained nonnegative matrix factorization via normalization. In *2014 International Joint Conference on Neural Networks (IJCNN)*, pages 3025–3030. IEEE, 2014.

- 
- [25] Kritsana Treechalong, Thanawin Rakthanmanon, and Kitsana Waiyamai. Semi-supervised stream clustering using labeled data points. In *International Workshop on Machine Learning and Data Mining in Pattern Recognition*, pages 281–295. Springer, 2015.
- [26] Jaegul Choo, Changhyun Lee, Chandan K Reddy, and Haesun Park. Weakly supervised nonnegative matrix factorization for user-driven clustering. *Data mining and knowledge discovery*, 29(6):1598–1621, 2015.
- [27] Viet-Vu Vu and Hong-Quan Do. Graph-based clustering with background knowledge. In *Proceedings of the Eighth International Symposium on Information and Communication Technology*, pages 167–172, 2017.
- [28] Dino Ienco and Ruggero G Pensa. Semi-supervised clustering with multiresolution autoencoders. In *2018 International Joint Conference on Neural Networks (IJCNN)*, pages 1–8. IEEE, 2018.
- [29] Chien-Liang Liu, Wen-Hoar Hsaio, Tao-Hsing Chang, and Hsuan-Hsun Li. Clustering data with partial background information. *International Journal of Machine Learning and Cybernetics*, 10(5):1123–1138, 2019.
- [30] Jiarui Xie and Violaine Antoine. On a new evidential c-means algorithm with instance-level constraints. In *International Conference on Scalable Uncertainty Management*, pages 66–78. Springer, 2019.
- [31] Lutz Herrmann and Alfred Ultsch. Label propagation for semi-supervised learning in self-organizing maps. In *International Workshop on Self-Organizing Maps: Proceedings (2007)*, 2007.
- [32] Huaxiang Zhang and Jing Lu. Semi-supervised fuzzy clustering: a kernel-based approach. *Knowledge-Based Systems*, 22(6):477–481, 2009.
- [33] Yun Yang and Xingchen Liu. A robust semi-supervised learning approach via mixture of label information. *Pattern Recognition Letters*, 68:15–21, 2015.
- [34] Violaine Antoine, Kévin Gravouil, and Nicolas Labroche. On evidential clustering with partial supervision. In *International Conference on Belief Functions*, pages 14–21. Springer, 2018.
- [35] Haitao Gan. Safe semi-supervised fuzzy c-means clustering. *IEEE Access*, 7:95659–95664, 2019.
- [36] Jian-Ping Mei. Semisupervised fuzzy clustering with partition information of subsets. *IEEE Transactions on Fuzzy Systems*, 27(9):1726–1737, 2018.
- [37] Violaine Antoine, Jose A Guerrero, and Jiarui Xie. Fast semi-supervised evidential clustering. *International Journal of Approximate Reasoning*, 133:116–132, 2021.
- [38] David Gondek and Thomas Hofmann. Non-redundant data clustering. *Knowledge and Information Systems*, 12(1):1–24, 2007.
- [39] Endo Yasunori, Hamasuna Yukihiro, Yamashiro Makito, and Miyamoto Sadaaki. On semi-supervised fuzzy c-means clustering. In *2009 IEEE International Conference on Fuzzy Systems*, pages 1119–1124. IEEE, 2009.
- [40] Xuesong Yin, Ting Shu, and Qi Huang. Semi-supervised fuzzy clustering with metric learning and entropy regularization. *Knowledge-Based Systems*, 35:304–311, 2012.
- [41] Shan Zeng, Xiaojun Tong, Nong Sang, and Rui Huang. A study on semi-supervised fcm algorithm. *Knowledge and information systems*, 35(3):585–612, 2013.
- [42] Nguyen-Viet-Dung Nghiem, Christel Vrain, Thi-Bich-Hanh Dao, and Ian Davidson. Constrained clustering via post-processing. In *International Conference on Discovery Science*, pages 53–67. Springer, 2020.
- [43] Hongjing Zhang, Sugato Basu, and Ian Davidson. A framework for deep constrained clustering-algorithms and advances. In *Joint European Conference on Machine Learning and Knowledge Discovery in Databases*, pages 57–72. Springer, 2019.
- [44] Marianne Mueller and Stefan Kramer. Integer linear programming models for constrained clustering. In *International Conference on Discovery Science*, pages 159–173. Springer, 2010.
- [45] M Eduardo Ares, Javier Parapar, and Álvaro Barreiro. Avoiding bias in text clustering using constrained k-means and may-not-links. In *Conference on the Theory of Information Retrieval*, pages 322–329. Springer, 2009.
- [46] Irene Diaz-Valenzuela, M Amparo Vila, and Maria J Martin-Bautista. On the use of fuzzy constraints in semisupervised clustering. *IEEE Transactions on Fuzzy Systems*, 24(4):992–999, 2015.
- [47] He Jiang, Zhilei Ren, Jifeng Xuan, and Xindong Wu. Extracting elite pairwise constraints for clustering. *Neurocomputing*, 99:124–133, 2013.
- [48] Yanshan Xiao, Bo Liu, and Zhifeng Hao. A maximum margin approach for semisupervised ordinal regression clustering. *IEEE Transactions on Neural Networks and Learning Systems*, 27(5):1003–1019, 2015.

- 
- [49] Pengjiang Qian, Yizhang Jiang, Shitong Wang, Kuan-Hao Su, Jun Wang, Lingzhi Hu, and Raymond F Muzic. Affinity and penalty jointly constrained spectral clustering with all-compatibility, flexibility, and robustness. *IEEE transactions on neural networks and learning systems*, 28(5):1123–1138, 2016.
- [50] Stella X Yu and Jianbo Shi. Segmentation given partial grouping constraints. *IEEE Transactions on Pattern Analysis and Machine Intelligence*, 26(2):173–183, 2004.
- [51] Martin HC Law, Alexander Topchy, and Anil K Jain. Clustering with soft and group constraints. In *Joint IAPR International Workshops on Statistical Techniques in Pattern Recognition (SPR) and Structural and Syntactic Pattern Recognition (SSPR)*, pages 662–670. Springer, 2004.
- [52] Yuanli Pei, Xiaoli Z Fern, Teresa Vania Tjahja, and Rómer Rosales. Comparing clustering with pairwise and relative constraints: A unified framework. *ACM Transactions on Knowledge Discovery from Data (TKDD)*, 11(2):1–26, 2016.
- [53] Eric Yi Liu, Zhaojun Zhang, and Wei Wang. Clustering with relative constraints. In *Proceedings of the 17th ACM SIGKDD international conference on Knowledge discovery and data mining*, pages 947–955, 2011.
- [54] Ehsan Amid, Aristides Gionis, and Antti Ukkonen. A kernel-learning approach to semi-supervised clustering with relative distance comparisons. In *Joint European Conference on Machine Learning and Knowledge Discovery in Databases*, pages 219–234. Springer, 2015.
- [55] Dino Ienco and Ruggero G Pensa. Deep triplet-driven semi-supervised embedding clustering. In *International Conference on Discovery Science*, pages 220–234. Springer, 2019.
- [56] Korinna Bade and Andreas Nürnberger. Hierarchical constraints. *Machine learning*, 94(3):371–399, 2014.
- [57] Yasunori Endo and Yukihiro Hamasuna. Fuzzy c-means clustering with mutual relation constraints. In *International Conference on Knowledge-Based and Intelligent Information and Engineering Systems*, pages 131–140. Springer, 2011.
- [58] María Teresa Gallegos and Gunter Ritter. Using combinatorial optimization in model-based trimmed clustering with cardinality constraints. *Computational Statistics & Data Analysis*, 54(3):637–654, 2010.
- [59] Shunzhi Zhu, Dingding Wang, and Tao Li. Data clustering with size constraints. *Knowledge-Based Systems*, 23(8):883–889, 2010.
- [60] Wei Tang, Yang Yang, Lanling Zeng, and Yongzhao Zhan. Size constrained clustering with milp formulation. *IEEE Access*, 8:1587–1599, 2019.
- [61] Behrouz Babaki, Tias Guns, and Siegfried Nijssen. Constrained clustering using column generation. In *International Conference on Integration of Constraint Programming, Artificial Intelligence, and Operations Research*, pages 438–454. Springer, 2014.
- [62] Thi-Bich-Hanh Dao, Khanh-Chuong Duong, and Christel Vrain. A declarative framework for constrained clustering. In *Joint European Conference on Machine Learning and Knowledge Discovery in Databases*, pages 419–434. Springer, 2013.
- [63] Paul S Bradley, Kristin P Bennett, and Ayhan Demiriz. Constrained k-means clustering. *Microsoft Research, Redmond*, 20(0):0, 2000.
- [64] Kai Lei, Sibow Wang, Weiwei Song, and Qilin Li. Size-constrained clustering using an initial points selection method. In *International Conference on Knowledge Science, Engineering and Management*, pages 195–205. Springer, 2013.
- [65] David Rebollo-Monedero, Marc Solé, Jordi Nin, and Jordi Forné. A modification of the k-means method for quasi-unsupervised learning. *Knowledge-Based Systems*, 37:176–185, 2013.
- [66] Rong Ge, Martin Ester, Wen Jin, and Ian Davidson. Constraint-driven clustering. In *Proceedings of the 13th ACM SIGKDD international conference on knowledge discovery and data mining*, pages 320–329, 2007.
- [67] Shi Zhong and Joydeep Ghosh. A unified framework for model-based clustering. *The Journal of Machine Learning Research*, 4:1001–1037, 2003.
- [68] Arindam Banerjee and Joydeep Ghosh. Scalable clustering algorithms with balancing constraints. *Data Mining and Knowledge Discovery*, 13(3):365–395, 2006.
- [69] Wei Tang, Yang Yang, Lanling Zeng, and Yongzhao Zhan. Optimizing mse for clustering with balanced size constraints. *Symmetry*, 11(3):338, 2019.
- [70] Jun Sun, Wenbo Zhao, Jiangwei Xue, Zhiyong Shen, and Yidong Shen. Clustering with feature order preferences. *Intelligent Data Analysis*, 14(4):479–495, 2010.

- 
- [71] Ian Davidson, SS Ravi, and Leonid Shamis. A sat-based framework for efficient constrained clustering. In *Proceedings of the 2010 SIAM international conference on data mining*, pages 94–105. SIAM, 2010.
- [72] Ian Davidson and SS Ravi. Agglomerative hierarchical clustering with constraints: Theoretical and empirical results. In *European Conference on Principles of Data Mining and Knowledge Discovery*, pages 59–70. Springer, 2005.
- [73] Yuanli Pei and Xiaoli Z Fern. Constrained instance clustering in multi-instance multi-label learning. *Pattern Recognition Letters*, 37:107–114, 2014.
- [74] Pan Hu, Celine Vens, Bart Verstrynge, and Hendrik Blockeel. Generalizing from example clusters. In *International Conference on Discovery Science*, pages 64–78. Springer, 2013.
- [75] Celine Vens, Bart Verstrynge, and Hendrik Blockeel. Semi-supervised clustering with example clusters. In *Proceedings of the 5th International Conference on Knowledge Discovery and Information Retrieval and the 5th International Conference on Knowledge Management and Information Sharing*, pages 45–51, 2013.
- [76] Eya Ben Ahmed, Ahlem Nabli, and Faïez Gargouri. Shacun: Semi-supervised hierarchical active clustering based on ranking constraints. In *Industrial Conference on Data Mining*, pages 194–208. Springer, 2012.
- [77] Eya Ben Ahmed, Ahlem Nabli, and Faïez Gargouri. Towards quantitative constraints ranking in data clustering. In *International Conference on Database and Expert Systems Applications*, pages 121–128. Springer, 2012.
- [78] Bruno Magalhaes Nogueira, Yuri Karan Benevides Tomas, and Ricardo Marcondes Marcacini. Integrating distance metric learning and cluster-level constraints in semi-supervised clustering. In *2017 International Joint Conference on Neural Networks (IJCNN)*, pages 4118–4125. IEEE, 2017.
- [79] Anil K Jain, M Narasimha Murty, and Patrick J Flynn. Data clustering: a review. *ACM computing surveys (CSUR)*, 31(3):264–323, 1999.
- [80] Ian Davidson, Kiri L Wagstaff, and Sugato Basu. Measuring constraint-set utility for partitional clustering algorithms. In *European conference on principles of data mining and knowledge discovery*, pages 115–126. Springer, 2006.
- [81] Ian Davidson and SS Ravi. Clustering with constraints: Feasibility issues and the k-means algorithm. In *Proceedings of the 2005 SIAM international conference on data mining*, pages 138–149. SIAM, 2005.
- [82] Ian Davidson and Sekharipuram S Ravi. Using instance-level constraints in agglomerative hierarchical clustering: theoretical and empirical results. *Data mining and knowledge discovery*, 18(2):257–282, 2009.
- [83] Frank Harary. On the notion of balance of a signed graph. *Michigan Mathematical Journal*, 2(2):143–146, 1953.
- [84] Kiri Wagstaff and Claire Cardie. Clustering with instance-level constraints. *AAAI/IAAI*, 1097:577–584, 2000.
- [85] Kiri Wagstaff and Claire Cardie. Clustering with instance-level constraints. In *Proceedings of the Seventeenth International Conference on Machine Learning*, pages 1103–1110. Citeseer, 2000.
- [86] Kiri Wagstaff, Claire Cardie, Seth Rogers, Stefan Schroedl, et al. Constrained k-means clustering with background knowledge. In *Icml*, volume 1, pages 577–584, 2001.
- [87] Sugato Basu, Mikhail Bilenko, and Raymond J Mooney. Comparing and unifying search-based and similarity-based approaches to semi-supervised clustering. In *Proceedings of the ICML-2003 workshop on the continuum from labeled to unlabeled data in machine learning and data mining*, pages 42–49. Citeseer, 2003.
- [88] Eric P Xing, Andrew Y Ng, Michael I Jordan, and Stuart Russell. Distance metric learning with application to clustering with side-information. In *NIPS*, volume 15, page 12. Citeseer, 2002.
- [89] Feng Li, Shoumei Li, and Thierry Denœux. k-cevclus: Constrained evidential clustering of large dissimilarity data. *Knowledge-Based Systems*, 142:29–44, 2018.
- [90] Feiping Nie, Han Zhang, Rong Wang, and Xuelong Li. Semi-supervised clustering via pairwise constrained optimal graph. In *Proceedings of the Twenty-Ninth International Conference on International Joint Conferences on Artificial Intelligence*, pages 3160–3166, 2021.
- [91] Linlin Zong, Xianchao Zhang, and Xinyue Liu. Multi-view clustering on unmapped data via constrained non-negative matrix factorization. *Neural Networks*, 108:155–171, 2018.
- [92] Thierry Denœux. Nn-evclus: Neural network-based evidential clustering. *Information Sciences*, 572:297–330, 2021.
- [93] Elham Amirizadeh and Reza Boostani. Cdec: a constrained deep embedded clustering. *International Journal of Intelligent Computing and Cybernetics*, 2021.

- 
- [94] Germán González-Almagro, Alejandro Rosales-Pérez, Julián Luengo, José-Ramón Cano, and Salvador García. Me-meoa/dcc: Multiobjective constrained clustering through decomposition-based memetic elitism. *Swarm and Evolutionary Computation*, 66:100939, 2021.
- [95] Germán González-Almagro, Julián Luengo, José-Ramón Cano, and Salvador García. Dils: constrained clustering through dual iterative local search. *Computers & Operations Research*, 121:104979, 2020.
- [96] Ruizhang Huang and Wai Lam. Semi-supervised document clustering via active learning with pairwise constraints. In *Seventh IEEE International Conference on Data Mining (ICDM 2007)*, pages 517–522. IEEE, 2007.
- [97] Ruizhang Huang and Wai Lam. An active learning framework for semi-supervised document clustering with language modeling. *Data & Knowledge Engineering*, 68(1):49–67, 2009.
- [98] Huifang Ma, Weizhong Zhao, Qing Tan, and Zhongzhi Shi. Orthogonal nonnegative matrix tri-factorization for semi-supervised document co-clustering. In *Pacific-Asia Conference on Knowledge Discovery and Data Mining*, pages 189–200. Springer, 2010.
- [99] Yang Yan, Lihui Chen, and William-Chandra Tjhi. Fuzzy semi-supervised co-clustering for text documents. *Fuzzy Sets and Systems*, 215:74–89, 2013.
- [100] Chien-Liang Liu, Wen-Hoar Hsaio, Chia-Hoang Lee, and Chun-Hsien Chen. Clustering tagged documents with labeled and unlabeled documents. *Information processing & management*, 49(3):596–606, 2013.
- [101] Huifang Ma, Weizhong Zhao, and Zhongzhi Shi. A nonnegative matrix factorization framework for semi-supervised document clustering with dual constraints. *Knowledge and information systems*, 36(3):629–651, 2013.
- [102] Taufik Sutanto and Richi Nayak. The ranking based constrained document clustering method and its application to social event detection. In *International Conference on Database Systems for Advanced Applications*, pages 47–60. Springer, 2014.
- [103] Yeming Hu, Evangelos E Milios, and James Blustein. Document clustering with dual supervision through feature reweighting. *Computational Intelligence*, 32(3):480–513, 2016.
- [104] Irene Diaz-Valenzuela, Vincenzo Loia, Maria J Martin-Bautista, Sabrina Senatore, and M Amparo Vila. Automatic constraints generation for semisupervised clustering: experiences with documents classification. *Soft Computing*, 20(6):2329–2339, 2016.
- [105] Amine Trabelsi and Osmar R Zaiane. Mining contentious documents. *Knowledge and Information Systems*, 48(3):537–560, 2016.
- [106] MA Balafar, R Hazratgholizadeh, and MRF Derakhshi. Active learning for constrained document clustering with uncertainty region. *Complexity*, 2020, 2020.
- [107] Uraivan Buatoom, Waree Kongprawechnon, and Thanaruk Theeramunkong. Document clustering using k-means with term weighting as similarity-based constraints. *Symmetry*, 12(6):967, 2020.
- [108] Toon Van Craenendonck, Sebastijan Dumančić, and Hendrik Blockeel. Cobra: a fast and simple method for active clustering with pairwise constraints. In *Proceedings of the 26th International Joint Conference on Artificial Intelligence*, pages 2871–2877, 2017.
- [109] Guobiao Hu, Shuigeng Zhou, Jihong Guan, and Xiaohua Hu. Towards effective document clustering: A constrained k-means based approach. *Information Processing & Management*, 44(4):1397–1409, 2008.
- [110] Yanhua Chen, Lijun Wang, and Ming Dong. Semi-supervised document clustering with simultaneous text representation and categorization. In *Joint European Conference on Machine Learning and Knowledge Discovery in Databases*, pages 211–226. Springer, 2009.
- [111] Weizhong Zhao, Qing He, Huifang Ma, and Zhongzhi Shi. Effective semi-supervised document clustering via active learning with instance-level constraints. *Knowledge and information systems*, 30(3):569–587, 2012.
- [112] Yang Yan, Lihui Chen, and William-Chandra Tjhi. Semi-supervised fuzzy co-clustering algorithm for document categorization. *Knowledge and information systems*, 34(1):55–74, 2013.
- [113] Jun Gu, Wei Feng, Jia Zeng, Hiroshi Mamitsuka, and Shanfeng Zhu. Efficient semisupervised medline document clustering with mesh-semantic and global-content constraints. *IEEE transactions on cybernetics*, 43(4):1265–1276, 2012.
- [114] Javier Parapar and Álvaro Barreiro. Language modelling of constraints for text clustering. In *European Conference on Information Retrieval*, pages 352–363. Springer, 2012.

- 
- [115] Yangqiu Song, Shimei Pan, Shixia Liu, Furu Wei, Michelle X Zhou, and Weihong Qian. Constrained text coclustering with supervised and unsupervised constraints. *IEEE Transactions on Knowledge and Data Engineering*, 25(6):1227–1239, 2012.
- [116] Yan Zhu, Liping Jing, and Jian Yu. Text clustering via constrained nonnegative matrix factorization. In *2011 IEEE 11th International Conference on Data Mining*, pages 1278–1283. IEEE, 2011.
- [117] Andreas Vlachos, Anna Korhonen, and Zoubin Ghahramani. Unsupervised and constrained dirichlet process mixture models for verb clustering. In *Proceedings of the workshop on geometrical models of natural language semantics*, pages 74–82, 2009.
- [118] Kazunari Sugiyama and Manabu Okumura. Semi-supervised clustering for word instances and its effect on word sense disambiguation. In *International Conference on Intelligent Text Processing and Computational Linguistics*, pages 266–279. Springer, 2009.
- [119] Huifang Ma, Meihuizi Jia, YaKai Shi, and Zhanjun Hao. Semi-supervised nonnegative matrix factorization for microblog clustering based on term correlation. In *Asia-Pacific Web Conference*, pages 511–516. Springer, 2014.
- [120] Huifang Ma, Meihuizi Jia, Weizhong Zhao, and Xianghong Lin. Semi-supervised microblog clustering method via dual constraints. In *International Conference on Knowledge Science, Engineering and Management*, pages 360–369. Springer, 2015.
- [121] Huifang Ma, Di Zhang, Meihuizi Jia, and Xianghong Lin. A term correlation based semi-supervised microblog clustering with dual constraints. *International Journal of Machine Learning and Cybernetics*, 10(4):679–692, 2019.
- [122] Na Tang and V Rao Vemuri. User-interest-based document filtering via semi-supervised clustering. In *International Symposium on Methodologies for Intelligent Systems*, pages 573–582. Springer, 2005.
- [123] Chuan Duan, Horatiu Dumitru, Jane Cleland-Huang, and Bamshad Mobasher. User-constrained clustering in online requirements forums. In *International Working Conference on Requirements Engineering: Foundation for Software Quality*, pages 284–299. Springer, 2015.
- [124] Vincent S Tseng, Lien-Chin Chen, and Ching-Pin Kao. Constrained clustering for gene expression data mining. In *Pacific-Asia Conference on Knowledge Discovery and Data Mining*, pages 759–766. Springer, 2008.
- [125] Ioannis A Maraziotis. A semi-supervised fuzzy clustering algorithm applied to gene expression data. *Pattern Recognition*, 45(1):637–648, 2012.
- [126] Sriparna Saha, Abhay Kumar Alok, and Asif Ekbal. Use of semisupervised clustering and feature-selection techniques for identification of co-expressed genes. *IEEE journal of biomedical and health informatics*, 20(4):1171–1177, 2015.
- [127] Ioannis A Maraziotis, Andrei Dragomir, and Anastasios Bezerianos. Semi supervised fuzzy clustering networks for constrained analysis of time-series gene expression data. In *International Conference on Artificial Neural Networks*, pages 818–826. Springer, 2006.
- [128] Zhiwen Yu, Hongsheng Chen, Jane You, Hau-San Wong, Jiming Liu, Le Li, and Guoqiang Han. Double selection based semi-supervised clustering ensemble for tumor clustering from gene expression profiles. *IEEE/ACM transactions on computational biology and bioinformatics*, 11(4):727–740, 2014.
- [129] Michele Ceccarelli and Antonio Maratea. Semi-supervised fuzzy c-means clustering of biological data. In *International Workshop on Fuzzy Logic and Applications*, pages 259–266. Springer, 2005.
- [130] Erliang Zeng, Chengyong Yang, Tao Li, and Giri Narasimhan. On the effectiveness of constraints sets in clustering genes. In *2007 IEEE 7th International Symposium on Bioinformatics and BioEngineering*, pages 79–86. IEEE, 2007.
- [131] Tian Tian, Jie Zhang, Xiang Lin, Zhi Wei, and Hakon Hakonarson. Model-based deep embedding for constrained clustering analysis of single cell rna-seq data. *Nature communications*, 12(1):1–12, 2021.
- [132] Alok Mishra and Duncan Gillies. Semi supervised spectral clustering for regulatory module discovery. In *International Workshop on Data Integration in the Life Sciences*, pages 192–203. Springer, 2008.
- [133] Daniel Duarte Abdala and Xiaoyi Jiang. Fiber segmentation using constrained clustering. In *International Conference on Medical Biometrics*, pages 1–10. Springer, 2010.
- [134] Zhiwen Yu, Hau-San Wongb, Jane You, Qinmin Yang, and Hongying Liao. Knowledge based cluster ensemble for cancer discovery from biomolecular data. *IEEE transactions on nanobioscience*, 10(2):76–85, 2011.
- [135] Hanuman Verma, RK Agrawal, and Aditi Sharan. An improved intuitionistic fuzzy c-means clustering algorithm incorporating local information for brain image segmentation. *Applied Soft Computing*, 46:543–557, 2016.

- 
- [136] Rodrigo Veras, Kelson Aires, Laurindo Britto, et al. Medical image segmentation using seeded fuzzy c-means: A semi-supervised clustering algorithm. In *2018 International Joint Conference on Neural Networks (IJCNN)*, pages 1–7. IEEE, 2018.
- [137] Zhenzhou Wang and Yongming Yang. A non-iterative clustering based soft segmentation approach for a class of fuzzy images. *Applied Soft Computing*, 70:988–999, 2018.
- [138] Jiaming Guo, Loong-Fah Cheong, Robby T Tan, and Steven Zhiying Zhou. Consistent foreground co-segmentation. In *Asian Conference on Computer Vision*, pages 241–257. Springer, 2014.
- [139] Yajuan Li, Yue Liu, Bingde Cui, Chao Sun, Xiaoxuan Ji, Jing Zhang, Bufang Li, Huanhuan Chen, Jianwu Zhang, Yalei Wang, et al. Spatial constrained k-means for image segmentation. In *Proceedings of SAI Intelligent Systems Conference*, pages 662–672. Springer, 2020.
- [140] Arijit Biswas and David Jacobs. Large scale image clustering with active pairwise constraints. In *International Conference in Machine Learning 2011 Workshop on Combining Learning Strategies to Reduce Label Cost*, volume 2. Citeseer, 2011.
- [141] Steven CH Hoi, Wei Liu, and Shih-Fu Chang. Semi-supervised distance metric learning for collaborative image retrieval and clustering. *ACM Transactions on Multimedia Computing, Communications, and Applications (TOMM)*, 6(3):1–26, 2010.
- [142] Arijit Biswas and David Jacobs. Active image clustering with pairwise constraints from humans. *International Journal of Computer Vision*, 108(1):133–147, 2014.
- [143] Nizar Grira, Michel Crucianu, and Nozha Boujemaa. Fuzzy clustering with pairwise constraints for knowledge-driven image categorisation. *IEE Proceedings-Vision, Image and Signal Processing*, 153(3):299–304, 2006.
- [144] Hichem Frigui and Jason Meredith. Image database categorization under spatial constraints using adaptive constrained clustering. In *2008 IEEE International Conference on Fuzzy Systems (IEEE World Congress on Computational Intelligence)*, pages 2268–2276. IEEE, 2008.
- [145] MOHAMED MAHER BEN ISMAIL and Ouiem Bchir. Automatic image annotation based on semi-supervised clustering and membership-based cross media relevance model. *International Journal of Pattern Recognition and Artificial Intelligence*, 26(06):1255009, 2012.
- [146] Rui Xiaoguang, Yuan Pingbo, and Yu Nenghai. Image annotations based on semi-supervised clustering with semantic soft constraints. In *Pacific-Rim Conference on Multimedia*, pages 624–632. Springer, 2006.
- [147] Hien Phuong Lai, Muriel Visani, Alain Boucher, and Jean-Marc Ogier. A new interactive semi-supervised clustering model for large image database indexing. *Pattern Recognition Letters*, 37:94–106, 2014.
- [148] Thanh-Hieu Bui and Seong-Bae Park. Point of interest mining with proper semantic annotation. *Multimedia Tools and Applications*, 76(22):23435–23457, 2017.
- [149] Tiancheng Li, Fernando De la Prieta Pintado, Juan M Corchado, and Javier Bajo. Multi-source homogeneous data clustering for multi-target detection from cluttered background with misdetection. *Applied Soft Computing*, 60:436–446, 2017.
- [150] Viet-Vu Vu, Hong-Quan Do, Vu-Tuan Dang, and Nang-Toan Do. An efficient density-based clustering with side information and active learning: a case study for facial expression recognition task. *Intelligent Data Analysis*, 23(1):227–240, 2019.
- [151] Baptiste Lafabregue, Jonathan Weber, Pierre Gançarski, and Germain Forestier. Deep constrained clustering applied to satellite image time series. In *ECML/PKDD Workshop on Machine Learning for Earth Observation Data (MACLEAN)*, 2019.
- [152] Juan Carlos Niebles, Bohyung Han, Andras Ferencz, and Li Fei-Fei. Extracting moving people from internet videos. In *European conference on computer vision*, pages 527–540. Springer, 2008.
- [153] Amjad Mahmood, Tianrui Li, Yan Yang, and Hongjun Wang. Semi-supervised clustering ensemble evolved by genetic algorithm for web video categorization. In *International Conference on Advanced Data Mining and Applications*, pages 1–12. Springer, 2013.
- [154] Baoyuan Wu, Yifan Zhang, Bao-Gang Hu, and Qiang Ji. Constrained clustering and its application to face clustering in videos. In *Proceedings of the IEEE conference on Computer Vision and Pattern Recognition*, pages 3507–3514, 2013.
- [155] Baoyuan Wu, Bao-Gang Hu, and Qiang Ji. A coupled hidden markov random field model for simultaneous face clustering and tracking in videos. *Pattern Recognition*, 64:361–373, 2017.

- 
- [156] Baoyuan Wu, Siwei Lyu, Bao-Gang Hu, and Qiang Ji. Simultaneous clustering and tracklet linking for multi-face tracking in videos. In *Proceedings of the IEEE international conference on computer vision*, pages 2856–2863, 2013.
- [157] Yanlu Xie, Minghui Liu, Zhiqiang Yao, and Beiqian Dai. Improved two-stage wiener filter for robust speaker identification. In *18th International Conference on Pattern Recognition (ICPR'06)*, volume 4, pages 310–313. IEEE, 2006.
- [158] Chuan Duan, Jane Cleland-Huang, and Bamshad Mobasher. A consensus based approach to constrained clustering of software requirements. In *Proceedings of the 17th ACM conference on Information and knowledge management*, pages 1073–1082, 2008.
- [159] Yan Zhao and Zhiyi Gai. Transformation and optimization of rural ecological endowment industry chain based on constrained clustering algorithm. *Scientific Programming*, 2022, 2022.
- [160] Nan Li, Yanming Li, Haining Liu, and Chengliang Liu. An evolving machinery fault diagnosis approach based on affinity propagation algorithm. In *International Conference on Intelligent Robotics and Applications*, pages 654–664. Springer, 2010.
- [161] Mohammed El-Kholany, Konstantin Schekotihin, and Martin Gebser. Decomposition-based job-shop scheduling with constrained clustering. In *International Symposium on Practical Aspects of Declarative Languages*, pages 165–180. Springer, 2022.
- [162] Longfei Han, Senlin Luo, Huaiqing Wang, Limin Pan, Xincheng Ma, and Tiemei Zhang. An intelligible risk stratification model based on pairwise and size constrained kmeans. *IEEE journal of biomedical and health informatics*, 21(5):1288–1296, 2016.
- [163] Jiao Zhang and Dan Chang. Semi-supervised patient similarity clustering algorithm based on electronic medical records. *IEEE Access*, 7:90705–90714, 2019.
- [164] Pieter De Koninck, Klaas Nelissen, Bart Baesens, Monique Snoeck, Jochen De Weerd, et al. Expert-driven trace clustering with instance-level constraints. *Knowledge and Information Systems*, 63(5):1197–1220, 2021.
- [165] Hui-Chu Chang and Hsiao-Ping Tsai. Group rfm analysis as a novel framework to discover better customer consumption behavior. *Expert Systems with Applications*, 38(12):14499–14513, 2011.
- [166] Su-min Yu, Zhi-jiao Du, Xueyang Zhang, Hanyang Luo, and Xudong Lin. Trust cop-kmeans clustering analysis and minimum-cost consensus model considering voluntary trust loss in social network large-scale decision-making. *IEEE Transactions on Fuzzy Systems*, 2021.
- [167] Alex Seret, Thomas Verbraeken, and Bart Baesens. A new knowledge-based constrained clustering approach: Theory and application in direct marketing. *Applied Soft Computing*, 24:316–327, 2014.
- [168] Ines Akaichi and Patrice Wislez. Pairwise constrained clustering and robust regression: A case study on french enterprise activities and expenses data. In *2021 International Conference of Women in Data Science at Taif University (WiDSTaif)*, pages 1–7. IEEE, 2021.
- [169] Yingying Zhang, Volodymyr Melnykov, and Igor Melnykov. Semi-supervised clustering of time-dependent categorical sequences with application to discovering education-based life patterns. *Statistical Modelling*, page 1471082X21989170, 2021.
- [170] Eya Ben Ahmed, Ahlem Nabli, and Faïez Gargouri. Group extraction from professional social network using a new semi-supervised hierarchical clustering. *Knowledge and information systems*, 40(1):29–47, 2014.
- [171] Tue Boesen, Eldad Haber, and G Michael Hoversten. Data-driven semi-supervised clustering for oil prediction. *Computers & Geosciences*, 148:104684, 2021.
- [172] Ghalib A Shah, Fatih Alagoz, Etimad A Fadel, and Ozgur B Akan. A spectrum-aware clustering for efficient multimedia routing in cognitive radio sensor networks. *IEEE Transactions on Vehicular Technology*, 63(7):3369–3380, 2014.
- [173] Yongzheng Zhang, Shuyuan Zhao, and Yafei Sang. Towards unknown traffic identification using deep auto-encoder and constrained clustering. In *International Conference on Computational Science*, pages 309–322. Springer, 2019.
- [174] Claudia Malzer and Marcus Baum. Constraint-based hierarchical cluster selection in automotive radar data. *Sensors*, 21(10):3410, 2021.
- [175] Deepti Joshi, Leen-Kiat Soh, and Ashok Samal. Redistricting using constrained polygonal clustering. *IEEE Transactions on Knowledge and Data Engineering*, 24(11):2065–2079, 2011.
- [176] Jie Song, Hanfa Xing, Huanxue Zhang, Yuetong Xu, and Yuan Meng. An adaptive network-constrained clustering (ancc) model for fine-scale urban functional zones. *IEEE Access*, 9:53013–53029, 2021.

- 
- [177] Safa Ben Ayed, Zied Elouedi, and Eric Lefevre. Cevm: constrained evidential vocabulary maintenance policy for cbr systems. In *International Conference on Industrial, Engineering and Other Applications of Applied Intelligent Systems*, pages 579–592. Springer, 2019.
- [178] Rodrigo Araujo and Mohamed S Kamel. Audio-visual emotion analysis using semi-supervised temporal clustering with constraint propagation. In *International Conference Image Analysis and Recognition*, pages 3–11. Springer, 2014.
- [179] Shufeng Xiong and Donghong Ji. Exploiting capacity-constrained k-means clustering for aspect-phras grouping. In *International Conference on Knowledge Science, Engineering and Management*, pages 370–381. Springer, 2015.
- [180] Son T Mai, Sihem Amer-Yahia, Sébastien Bailly, Jean-Louis Pépin, Ahlame Douzal Chouakria, Ky T Nguyen, and Anh-Duong Nguyen. Evolutionary active constrained clustering for obstructive sleep apnea analysis. *Data Science and Engineering*, 3(4):359–378, 2018.
- [181] Caglar Tirkaz, Berrin Yanikoglu, and T Metin Sezgin. Sketched symbol recognition with auto-completion. *Pattern Recognition*, 45(11):3926–3937, 2012.
- [182] Yu Wang, Yang Xiang, Jun Zhang, Wanlei Zhou, Guiyi Wei, and Laurence T Yang. Internet traffic classification using constrained clustering. *IEEE transactions on parallel and distributed systems*, 25(11):2932–2943, 2013.
- [183] Samaneh Hosseini Semnani, Otman A Basir, and Peter Van Beek. Constrained clustering for flocking-based tracking in maneuvering target environment. *Robotics and Autonomous Systems*, 83:243–250, 2016.
- [184] Firas Saidi, Zouheir Trabelsi, and Henda Ben Ghazela. A novel approach for terrorist sub-communities detection based on constrained evidential clustering. In *2018 12th International Conference on Research Challenges in Information Science (RCIS)*, pages 1–8. IEEE, 2018.
- [185] Tetsuya Yoshida. Performance evaluation of constraints in graph-based semi-supervised clustering. In *International Conference on Active Media Technology*, pages 138–149. Springer, 2010.
- [186] Aharon Bar-Hillel, Tomer Hertz, Noam Shental, and Daphna Weinshall. Learning distance functions using equivalence relations. In *Proceedings of the 20th international conference on machine learning (ICML-03)*, pages 11–18, 2003.
- [187] Aharon Bar-Hillel, Tomer Hertz, Noam Shental, Daphna Weinshall, and Greg Ridgeway. Learning a mahalanobis metric from equivalence constraints. *Journal of machine learning research*, 6(6), 2005.
- [188] Hao Cheng, Kien A Hua, and Khanh Vu. Constrained locally weighted clustering. *Proceedings of the VLDB Endowment*, 1(1):90–101, 2008.
- [189] Sugato Basu, Arindam Banerjee, and Raymond J Mooney. Active semi-supervision for pairwise constrained clustering. In *Proceedings of the 2004 SIAM international conference on data mining*, pages 333–344. SIAM, 2004.
- [190] Germán González-Almagro, Juan Luis Suárez, Julián Luengo, José-Ramón Cano, and Salvador García. 3shacc: Three stages hybrid agglomerative constrained clustering. *Neurocomputing*, 2021.
- [191] Viet-Vu Vu, Nicolas Labroche, and Bernadette Bouchon-Meunier. Improving constrained clustering with active query selection. *Pattern Recognition*, 45(4):1749–1758, 2012.
- [192] Ping He, Xiaohua Xu, Kongfa Hu, and Ling Chen. Semi-supervised clustering via multi-level random walk. *Pattern recognition*, 47(2):820–832, 2014.
- [193] Yanchao Li, Yongli Wang, Dong-Jun Yu, Ning Ye, Peng Hu, and Ruxin Zhao. Ascent: Active supervision for semi-supervised learning. *IEEE Transactions on Knowledge and Data Engineering*, 32(5):868–882, 2019.
- [194] Sugato Basu, Mikhail Bilenko, and Raymond J Mooney. A probabilistic framework for semi-supervised clustering. In *Proceedings of the tenth ACM SIGKDD international conference on Knowledge discovery and data mining*, pages 59–68, 2004.
- [195] Byron E Dom. An information-theoretic external cluster-validity measure. In *Proceedings of the Eighteenth conference on Uncertainty in artificial intelligence*, pages 137–145, 2002.
- [196] Han Hu, Jianjiang Feng, and Jie Zhou. Exploiting unsupervised and supervised constraints for subspace clustering. *IEEE transactions on pattern analysis and machine intelligence*, 37(8):1542–1557, 2014.
- [197] Zhenguo Li, Jianzhuang Liu, and Xiaoou Tang. Constrained clustering via spectral regularization. In *2009 IEEE Conference on Computer Vision and Pattern Recognition*, pages 421–428. IEEE, 2009.
- [198] Zhenguo Li and Jianzhuang Liu. Constrained clustering by spectral kernel learning. In *2009 IEEE 12th International Conference on Computer Vision*, pages 421–427. IEEE, 2009.

- 
- [199] Harold W Kuhn. The hungarian method for the assignment problem. *Naval research logistics quarterly*, 2(1-2):83–97, 1955.
- [200] William M Rand. Objective criteria for the evaluation of clustering methods. *Journal of the American Statistical association*, 66(336):846–850, 1971.
- [201] Guoxiang Zhong, Xiuqin Deng, and Shengbing Xu. Active informative pairwise constraint formulation algorithm for constraint-based clustering. *IEEE Access*, 7:81983–81993, 2019.
- [202] Lawrence Hubert and Phipps Arabie. Comparing partitions. *Journal of classification*, 2(1):193–218, 1985.
- [203] George Hripcsak and Adam S Rothschild. Agreement, the f-measure, and reliability in information retrieval. *Journal of the American medical informatics association*, 12(3):296–298, 2005.
- [204] Qi Zhao and David J Miller. Mixture modeling with pairwise, instance-level class constraints. *Neural computation*, 17(11):2482–2507, 2005.
- [205] Maria Halkidi, Myra Spiliopoulou, and Aikaterini Pavlou. A semi-supervised incremental clustering algorithm for streaming data. In *Pacific-Asia Conference on Knowledge Discovery and Data Mining*, pages 578–590. Springer, 2012.
- [206] Xiaohua Xu, Zhoujin Pan, Ping He, and Ling Chen. Constrained clustering via swarm intelligence. In *International Conference on Intelligent Computing*, pages 404–409. Springer, 2011.
- [207] Eric Bae and James Bailey. Coala: A novel approach for the extraction of an alternate clustering of high quality and high dissimilarity. In *Sixth International Conference on Data Mining (ICDM'06)*, pages 53–62. IEEE, 2006.
- [208] Marina Meilă. Comparing clusterings by the variation of information. In *Learning theory and kernel machines*, pages 173–187. Springer, 2003.
- [209] Maria Halkidi, Yannis Batistakis, and Michalis Vazirgiannis. On clustering validation techniques. *Journal of intelligent information systems*, 17(2):107–145, 2001.
- [210] Andrew Rosenberg and Julia Hirschberg. V-measure: A conditional entropy-based external cluster evaluation measure. In *Proceedings of the 2007 joint conference on empirical methods in natural language processing and computational natural language learning (EMNLP-CoNLL)*, pages 410–420, 2007.
- [211] Andreas Vlachos, Zoubin Ghahramani, and Anna Korhonen. Dirichlet process mixture models for verb clustering. In *Proceedings of the ICML workshop on Prior Knowledge for Text and Language*, 2008.
- [212] Shifei Ding, Hongjie Jia, Mingjing Du, and Yu Xue. A semi-supervised approximate spectral clustering algorithm based on hmrf model. *Information Sciences*, 429:215–228, 2018.
- [213] Joaquín Derrac, Salvador García, Daniel Molina, and Francisco Herrera. A practical tutorial on the use of nonparametric statistical tests as a methodology for comparing evolutionary and swarm intelligence algorithms. *Swarm and Evolutionary Computation*, 1(1):3–18, 2011.
- [214] Alessio Benavoli, Giorgio Corani, Janez Demšar, and Marco Zaffalon. Time for a change: a tutorial for comparing multiple classifiers through bayesian analysis. *The Journal of Machine Learning Research*, 18(1):2653–2688, 2017.
- [215] Wei Tang, Hui Xiong, Shi Zhong, and Jie Wu. Enhancing semi-supervised clustering: a feature projection perspective. In *Proceedings of the 13th ACM SIGKDD international conference on Knowledge discovery and data mining*, pages 707–716, 2007.
- [216] Carlotta Domeniconi and Muna Al-Razgan. Penta-training: Clustering ensembles with bootstrapping of constraints. In *Workshop on Supervised and Unsupervised Ensemble Methods and their Applications*, page 47, 2008.
- [217] Haichao Huang, Yong Cheng, and Ruilian Zhao. A semi-supervised clustering algorithm based on must-link set. In *International Conference on Advanced Data Mining and Applications*, pages 492–499. Springer, 2008.
- [218] Kai Rothaus and Xiaoyi Jiang. Constrained clustering by a novel graph-based distance transformation. In *2008 19th International Conference on Pattern Recognition*, pages 1–4. IEEE, 2008.
- [219] Shaohong Zhang and Hau-San Wong. Partial closure-based constrained clustering with order ranking. In *2008 19th International Conference on Pattern Recognition*, pages 1–4. IEEE, 2008.
- [220] Oncel Tuzel, Fatih Porikli, and Peter Meer. Kernel methods for weakly supervised mean shift clustering. In *2009 IEEE 12th International Conference on Computer Vision*, pages 48–55. IEEE, 2009.
- [221] Xuesong Yin, Songcan Chen, Enliang Hu, and Daoqiang Zhang. Semi-supervised clustering with metric learning: An adaptive kernel method. *Pattern Recognition*, 43(4):1320–1333, 2010.

- 
- [222] WEI TAN, YAN YANG, and TIANRUI LI. An improved cop-kmeans algorithm for solving constraint violation. In *Computational Intelligence: Foundations and Applications*, pages 690–696. World Scientific, 2010.
- [223] Tonny Rutayisire, Yan Yang, Chao Lin, and Jinyuan Zhang. A modified cop-kmeans algorithm based on sequenced cannot-link set. In *International Conference on Rough Sets and Knowledge Technology*, pages 217–225. Springer, 2011.
- [224] Saket Anand, Sushil Mittal, Oncel Tuzel, and Peter Meer. Semi-supervised kernel mean shift clustering. *IEEE transactions on pattern analysis and machine intelligence*, 36(6):1201–1215, 2013.
- [225] Huu M Le, Anders Eriksson, Thanh-Toan Do, and Michael Milford. A binary optimization approach for constrained k-means clustering. In *Asian Conference on Computer Vision*, pages 383–398. Springer, 2018.
- [226] Rodrigo Randel, Daniel Aloise, Nenad Mladenović, and Pierre Hansen. On the k-medoids model for semi-supervised clustering. In *International Conference on Variable Neighborhood Search*, pages 13–27. Springer, 2018.
- [227] Kiri Lou Wagstaff. *Intelligent clustering with instance-level constraints*. Cornell University USA, 2002.
- [228] Mikhail Bilenko, Sugato Basu, and Raymond J Mooney. Integrating constraints and metric learning in semi-supervised clustering. In *Proceedings of the twenty-first international conference on Machine learning*, page 11, 2004.
- [229] Eric Robert Eaton. *Clustering with propagated constraints*. PhD thesis, University of Maryland, Baltimore County, 2005.
- [230] Dan Pelleg and Dorit Baras. K-means with large and noisy constraint sets. In *European Conference on Machine Learning*, pages 674–682. Springer, 2007.
- [231] Hichem Frigui and Rami Mahdi. Semi-supervised clustering and feature discrimination with instance-level constraints. In *2007 IEEE International Fuzzy Systems Conference*, pages 1–6. IEEE, 2007.
- [232] Yasunori Endo, Naohiko Kinoshita, Kuniaki Iwakura, and Yukihiko Hamasuna. Hard and fuzzy c-means algorithms with pairwise constraints by non-metric terms. In *International Conference on Modeling Decisions for Artificial Intelligence*, pages 145–157. Springer, 2014.
- [233] Shaohong Zhang, Hau-San Wong, and Dongqing Xie. Semi-supervised clustering with pairwise and size constraints. In *2014 International Joint Conference on Neural Networks (IJCNN)*, pages 2450–2457. IEEE, 2014.
- [234] Marian-Andrei RizoIU, Julien Velcin, and Stéphane Lallich. How to use temporal-driven constrained clustering to detect typical evolutions. *International Journal on Artificial Intelligence Tools*, 23(04):1460013, 2014.
- [235] Siting Wei, Zhixin Li, and Canlong Zhang. A semi-supervised clustering ensemble approach integrated constraint-based and metric-based. In *Proceedings of the 7th International Conference on Internet Multimedia Computing and Service*, pages 1–6, 2015.
- [236] Siting Wei, Zhixin Li, and Canlong Zhang. Combined constraint-based with metric-based in semi-supervised clustering ensemble. *International Journal of Machine Learning and Cybernetics*, 9(7):1085–1100, 2018.
- [237] Son T Mai, Sihem Amer-Yahia, Ahlame Douzal Chouakria, Ky T Nguyen, and Anh-Duong Nguyen. Scalable active constrained clustering for temporal data. In *International Conference on Database Systems for Advanced Applications*, pages 566–582. Springer, 2018.
- [238] Avgoustinos Vouros and Eleni Vasilaki. A semi-supervised sparse k-means algorithm. *Pattern Recognition Letters*, 142:65–71, 2021.
- [239] Guoliang He, Yanzhou Pan, Xuwen Xia, Jinrong He, Rong Peng, and Neal N Xiong. A fast semi-supervised clustering framework for large-scale time series data. *IEEE Transactions on Systems, Man, and Cybernetics: Systems*, 51(7):4201–4216, 2019.
- [240] Liang Yang, Xiaochun Cao, Di Jin, Xiao Wang, and Dan Meng. A unified semi-supervised community detection framework using latent space graph regularization. *IEEE transactions on cybernetics*, 45(11):2585–2598, 2014.
- [241] Carlotta Domeniconi, Jing Peng, and Bojun Yan. Composite kernels for semi-supervised clustering. *Knowledge and information systems*, 28(1):99–116, 2011.
- [242] Haytham Elghazel, Khalid Benabdeslem, and Alain Dussauchoy. Constrained graph b-coloring based clustering approach. In *International Conference on Data Warehousing and Knowledge Discovery*, pages 262–271. Springer, 2007.
- [243] Tom Coleman, James Saunderson, and Anthony Wirth. A local-search 2-approximation for 2-correlation-clustering. In *European Symposium on Algorithms*, pages 308–319. Springer, 2008.

- 
- [244] Tetsuya Yoshida and Kazuhiro Okatani. A graph-based projection approach for semi-supervised clustering. In *Pacific Rim Knowledge Acquisition Workshop*, pages 1–13. Springer, 2010.
- [245] Tetsuya Yoshida. Pairwise constraint propagation for graph-based semi-supervised clustering. In *International Symposium on Methodologies for Intelligent Systems*, pages 358–364. Springer, 2011.
- [246] Tetsuya Yoshida. A graph-based approach for semisupervised clustering. *Computational Intelligence*, 30(2):263–284, 2014.
- [247] Rajul Anand and Chandan K Reddy. Graph-based clustering with constraints. In *Pacific-Asia Conference on Knowledge Discovery and Data Mining*, pages 51–62. Springer, 2011.
- [248] Kamvar Kamvar, Sepandar Sepandar, Klein Klein, Dan Dan, Manning Manning, and Christopher Christopher. Spectral learning. In *International Joint Conference of Artificial Intelligence*. Stanford InfoLab, 2003.
- [249] Tjil De Bie, Johan Suykens, and Bart De Moor. Learning from general label constraints. In *Joint IAPR International Workshops on Statistical Techniques in Pattern Recognition (SPR) and Structural and Syntactic Pattern Recognition (SSPR)*, pages 671–679. Springer, 2004.
- [250] Qianjun Xu, Kiri L Wagstaff, et al. Active constrained clustering by examining spectral eigenvectors. In *International Conference on Discovery Science*, pages 294–307. Springer, 2005.
- [251] Qianjun Xu, Marie Desjardins, and Kiri Wagstaff. Constrained spectral clustering under a local proximity structure assumption. In *In FLAIRS Conference*. Citeseer, 2005.
- [252] Zhengdong Lu and Miguel A Carreira-Perpinan. Constrained spectral clustering through affinity propagation. In *2008 IEEE Conference on Computer Vision and Pattern Recognition*, pages 1–8. IEEE, 2008.
- [253] Carlos Alzate and Johan AK Suykens. A regularized formulation for spectral clustering with pairwise constraints. In *2009 International Joint Conference on Neural Networks*, pages 141–148. IEEE, 2009.
- [254] Linli Xu, Wenye Li, and Dale Schuurmans. Fast normalized cut with linear constraints. In *2009 IEEE Conference on Computer Vision and Pattern Recognition*, pages 2866–2873. IEEE, 2009.
- [255] Xiang Wang and Ian Davidson. Flexible constrained spectral clustering. In *Proceedings of the 16th ACM SIGKDD international conference on Knowledge discovery and data mining*, pages 563–572, 2010.
- [256] Xiang Wang and Ian Davidson. Active spectral clustering. In *2010 IEEE International Conference on Data Mining*, pages 561–568. IEEE, 2010.
- [257] LC Jiao, Fanhua Shang, Fei Wang, and Yuanyuan Liu. Fast semi-supervised clustering with enhanced spectral embedding. *Pattern Recognition*, 45(12):4358–4369, 2012.
- [258] Fabian L Wauthier, Nebojsa Jojic, and Michael I Jordan. Active spectral clustering via iterative uncertainty reduction. In *Proceedings of the 18th ACM SIGKDD international conference on Knowledge discovery and data mining*, pages 1339–1347, 2012.
- [259] Fanhua Shang, LC Jiao, Yuanyuan Liu, and Fei Wang. Learning spectral embedding via iterative eigenvalue thresholding. In *Proceedings of the 21st ACM international conference on Information and knowledge management*, pages 1507–1511, 2012.
- [260] Weifu Chen and Guocan Feng. Spectral clustering: a semi-supervised approach. *Neurocomputing*, 77(1):229–242, 2012.
- [261] Syama Sundar Rangapuram and Matthias Hein. Constrained 1-spectral clustering. In *Artificial Intelligence and Statistics*, pages 1143–1151. PMLR, 2012.
- [262] Shifei Ding, Hongjie Jia, Liwen Zhang, and Fengxiang Jin. Research of semi-supervised spectral clustering algorithm based on pairwise constraints. *Neural Computing and Applications*, 24(1):211–219, 2014.
- [263] Xiang Wang, Buyue Qian, and Ian Davidson. On constrained spectral clustering and its applications. *Data Mining and Knowledge Discovery*, 28(1):1–30, 2014.
- [264] Hongjun Wang, Tao Li, Tianrui Li, and Yan Yang. Constraint neighborhood projections for semi-supervised clustering. *IEEE transactions on cybernetics*, 44(5):636–643, 2014.
- [265] Xiang Wang, Jun Wang, Buyue Qian, Fei Wang, and Ian Davidson. Self-taught spectral clustering via constraint augmentation. In *Proceedings of the 2014 SIAM International Conference on Data Mining*, pages 416–424. SIAM, 2014.
- [266] Mihai Cucuringu, Ioannis Koutis, Sanjay Chawla, Gary Miller, and Richard Peng. Simple and scalable constrained clustering: a generalized spectral method. In *Artificial Intelligence and Statistics*, pages 445–454. PMLR, 2016.

- 
- [267] Caiming Xiong, David M Johnson, and Jason J Corso. Active clustering with model-based uncertainty reduction. *IEEE transactions on pattern analysis and machine intelligence*, 39(1):5–17, 2016.
- [268] Chengming Jiang, Huiqing Xie, and Zhaojun Bai. Robust and efficient computation of eigenvectors in a generalized spectral method for constrained clustering. In *Artificial Intelligence and Statistics*, pages 757–766. PMLR, 2017.
- [269] Chuan Chen, Hui Qian, Wuhui Chen, Zibin Zheng, and Hong Zhu. Auto-weighted multi-view constrained spectral clustering. *Neurocomputing*, 366:1–11, 2019.
- [270] Jialin Tian, Yazhou Ren, and Xiang Cheng. Stratified feature sampling for semi-supervised ensemble clustering. *IEEE Access*, 7:128669–128675, 2019.
- [271] Xianchao Zhang, Linlin Zong, Xinyue Liu, and Hong Yu. Constrained nmf-based multi-view clustering on unmapped data. In *Twenty-Ninth AAAI Conference on Artificial Intelligence*, 2015.
- [272] Tao Li, Chris Ding, and Michael I Jordan. Solving consensus and semi-supervised clustering problems using nonnegative matrix factorization. In *Seventh IEEE International Conference on Data Mining (ICDM 2007)*, pages 577–582. IEEE, 2007.
- [273] Yanhua Chen, Manjeet Rege, Ming Dong, and Jing Hua. Non-negative matrix factorization for semi-supervised data clustering. *Knowledge and Information Systems*, 17(3):355–379, 2008.
- [274] Yanhua Chen, Lijun Wang, and Ming Dong. Non-negative matrix factorization for semisupervised heterogeneous data coclustering. *IEEE Transactions on Knowledge and Data Engineering*, 22(10):1459–1474, 2009.
- [275] Liping Jing, Jian Yu, Tiejong Zeng, and Yan Zhu. Semi-supervised clustering via constrained symmetric non-negative matrix factorization. In *International Conference on Brain Informatics*, pages 309–319. Springer, 2012.
- [276] Di Wang, Xinbo Gao, and Xiumei Wang. Semi-supervised nonnegative matrix factorization via constraint propagation. *IEEE transactions on cybernetics*, 46(1):233–244, 2015.
- [277] Xianchao Zhang, Linlin Zong, Xinyue Liu, and Jiebo Luo. Constrained clustering with nonnegative matrix factorization. *IEEE transactions on neural networks and learning systems*, 27(7):1514–1526, 2015.
- [278] Wenhui Wu, Yuheng Jia, Sam Kwong, and Junhui Hou. Pairwise constraint propagation-induced symmetric nonnegative matrix factorization. *IEEE Transactions on Neural Networks and Learning Systems*, 29(12):6348–6361, 2018.
- [279] Burr Settles. Active learning literature survey. 2009.
- [280] Derek Greene and Pádraig Cunningham. Constraint selection by committee: An ensemble approach to identifying informative constraints for semi-supervised clustering. In *European Conference on Machine Learning*, pages 140–151. Springer, 2007.
- [281] Pavan Kumar Mallapragada, Rong Jin, and Anil K Jain. Active query selection for semi-supervised clustering. In *2008 19th international conference on pattern recognition*, pages 1–4. IEEE, 2008.
- [282] Viet-Vu Vu, Nicolas Labroche, and Bernadette Bouchon-Meunier. An efficient active constraint selection algorithm for clustering. In *2010 20th International Conference on Pattern Recognition*, pages 2969–2972. IEEE, 2010.
- [283] Viet-Vu Vu, Nicolas Labroche, and Bernadette Bouchon-Meunier. Boosting clustering by active constraint selection. In *ECAI*, volume 10, pages 297–302, 2010.
- [284] Kais Allab and Khalid Benabdeslem. Constraint selection for semi-supervised topological clustering. In *Joint European Conference on Machine Learning and Knowledge Discovery in Databases*, pages 28–43. Springer, 2011.
- [285] Hongjun Wang, Tao Li, Tianrui Li, and Yan Yang. Exemplars-constraints for semi-supervised clustering. In *International Conference on Advanced Data Mining and Applications*, pages 115–126. Springer, 2012.
- [286] João MM Duarte, Ana LN Fred, and Fernando Jorge F Duarte. A constraint acquisition method for data clustering. In *Iberoamerican Congress on Pattern Recognition*, pages 108–116. Springer, 2013.
- [287] Ahmad Ali Abin and Hamid Beigy. Active selection of clustering constraints: a sequential approach. *Pattern Recognition*, 47(3):1443–1458, 2014.
- [288] Walid Atwa and Kan Li. Active query selection for constraint-based clustering algorithms. In *International Conference on Database and Expert Systems Applications*, pages 438–445. Springer, 2014.
- [289] Yinghui Yang, Zijie Qi, and Hongyan Liu. Selective domain information acquisition to improve segmentation quality. In *Proceedings of the 17th International Conference on Electronic Commerce 2015*, pages 1–8, 2015.

- 
- [290] Chin-Chun Chang and Po-Yi Lin. Active learning for semi-supervised clustering based on locally linear propagation reconstruction. *Neural Networks*, 63:170–184, 2015.
- [291] Lijun Cai, Tinghao Yu, Tingqin He, Lei Chen, and Meiqi Lin. Active learning method for constraint-based clustering algorithms. In *International Conference on Web-Age Information Management*, pages 319–329. Springer, 2016.
- [292] Ahmad Ali Abin. Querying beneficial constraints before clustering using facility location analysis. *IEEE transactions on cybernetics*, 48(1):312–323, 2016.
- [293] Ahmad Ali Abin. A random walk approach to query informative constraints for clustering. *IEEE Transactions on Cybernetics*, 48(8):2272–2283, 2017.
- [294] Ahmad Ali Abin. Querying informative constraints for data clustering: An embedding approach. *Applied Soft Computing*, 80:31–41, 2019.
- [295] Ahmad Ali Abin and Viet-Vu Vu. A density-based approach for querying informative constraints for clustering. *Expert Systems with Applications*, 161:113690, 2020.
- [296] Duo Wen Chen and Ying Hua Jin. An active learning algorithm based on shannon entropy for constraint-based clustering. *IEEE Access*, 8:171447–171456, 2020.
- [297] Nizar Grira, Michel Crucianu, and Nozha Boujemaa. Active semi-supervised fuzzy clustering. *Pattern Recognition*, 41(5):1834–1844, 2008.
- [298] Swapna Raj Prabakara Raj and Balaraman Ravindran. Incremental constrained clustering: A decision theoretic approach. In *Pacific-Asia Conference on Knowledge Discovery and Data Mining*, pages 475–486. Springer, 2013.
- [299] Vidyadhar Rao and CV Jawahar. Semi-supervised clustering by selecting informative constraints. In *International Conference on Pattern Recognition and Machine Intelligence*, pages 213–221. Springer, 2013.
- [300] Sicheng Xiong, Javad Azimi, and Xiaoli Z Fern. Active learning of constraints for semi-supervised clustering. *IEEE Transactions on Knowledge and Data Engineering*, 26(1):43–54, 2013.
- [301] Ahmad Ali Abin and Hamid Beigy. Active constrained fuzzy clustering: A multiple kernels learning approach. *Pattern Recognition*, 48(3):953–967, 2015.
- [302] Ahmad Ali Abin. Clustering with side information: Further efforts to improve efficiency. *Pattern Recognition Letters*, 84:252–258, 2016.
- [303] Toon Van Craenendonck and Hendrik Blockeel. Constraint-based clustering selection. *Machine Learning*, 106(9):1497–1521, 2017.
- [304] Toon Van Craenendonck, Sebastijan Dumančić, Elia Van Wolputte, and Hendrik Blockeel. Cobras: Interactive clustering with pairwise queries. In *International Symposium on Intelligent Data Analysis*, pages 353–366. Springer, 2018.
- [305] Matheus Campos Fernandes, Thiago Ferreira Covões, and André Luiz Vizine Pereira. Active learning for evolutionary constrained clustering. In *2019 8th Brazilian Conference on Intelligent Systems (BRACIS)*, pages 162–167. IEEE, 2019.
- [306] Matheus Campos Fernandes, Thiago Ferreira Covões, and André Luiz Vizine Pereira. Improving evolutionary constrained clustering using active learning. *Knowledge-Based Systems*, 209:106452, 2020.
- [307] Yifan Shi, Zhiwen Yu, Wenming Cao, CL Philip Chen, Hau-San Wong, and Guoqiang Han. Fast and effective active clustering ensemble based on density peak. *IEEE Transactions on Neural Networks and Learning Systems*, 32(8):3593–3607, 2020.
- [308] Khalid Benabdeslem and Jihene Snoussi. A probabilistic approach for constrained clustering with topological map. In *International Workshop on Machine Learning and Data Mining in Pattern Recognition*, pages 413–426. Springer, 2009.
- [309] Amin Allahyar, Hadi Sadoghi Yazdi, and Ahad Harati. Constrained semi-supervised growing self-organizing map. *Neurocomputing*, 147:456–471, 2015.
- [310] Yazhou Ren, Kangrong Hu, Xinyi Dai, Lili Pan, Steven CH Hoi, and Zenglin Xu. Semi-supervised deep embedded clustering. *Neurocomputing*, 325:121–130, 2019.
- [311] Hongjing Zhang, Tianyang Zhan, Sugato Basu, and Ian Davidson. A framework for deep constrained clustering. *Data Mining and Knowledge Discovery*, 35(2):593–620, 2021.
- [312] Marco Maggini, Stefano Melacci, and Lorenzo Sarti. Learning from pairwise constraints by similarity neural networks. *Neural Networks*, 26:141–158, 2012.

- 
- [313] Marek Śmieja, Łukasz Struski, and Mário AT Figueiredo. A classification-based approach to semi-supervised clustering with pairwise constraints. *Neural Networks*, 127:193–203, 2020.
- [314] Yi Cui, Xianchao Zhang, Linlin Zong, and Jie Mu. Maintaining consistency with constraints: A constrained deep clustering method. In *Pacific-Asia Conference on Knowledge Discovery and Data Mining*, pages 219–230. Springer, 2021.
- [315] Bojun Yan and Carlotta Domeniconi. Subspace metric ensembles for semi-supervised clustering of high dimensional data. In *European Conference on Machine Learning*, pages 509–520. Springer, 2006.
- [316] Germain Forestier, Pierre Gançarski, and Cédric Wemmert. Collaborative clustering with background knowledge. *Data & Knowledge Engineering*, 69(2):211–228, 2010.
- [317] Ashraf Mohammed Iqbal, Abidalrahman Moh’d, and Zahoor Khan. Semi-supervised clustering ensemble by voting. *arXiv preprint arXiv:1208.4138*, 2012.
- [318] Dahai Chen, Yan Yang, Hongjun Wang, and Amjad Mahmood. Convergence analysis of semi-supervised clustering ensemble. In *2013 IEEE Third International Conference on Information Science and Technology (ICIST)*, pages 783–788. IEEE, 2013.
- [319] Zhiwu Lu and Yuxin Peng. Exhaustive and efficient constraint propagation: A graph-based learning approach and its applications. *International journal of computer vision*, 103(3):306–325, 2013.
- [320] Jinfeng Yi, Lijun Zhang, Tianbao Yang, Wei Liu, and Jun Wang. An efficient semi-supervised clustering algorithm with sequential constraints. In *Proceedings of the 21th ACM SIGKDD International Conference on Knowledge Discovery and Data Mining*, pages 1405–1414, 2015.
- [321] Zhiwen Yu, Peinan Luo, Jane You, Hau-San Wong, Hareton Leung, Si Wu, Jun Zhang, and Guoqiang Han. Incremental semi-supervised clustering ensemble for high dimensional data clustering. *IEEE Transactions on Knowledge and Data Engineering*, 28(3):701–714, 2015.
- [322] Fan Yang, Tao Li, Qifeng Zhou, and Han Xiao. Cluster ensemble selection with constraints. *Neurocomputing*, 235:59–70, 2017.
- [323] Zhiwen Yu, Peinan Luo, Jiming Liu, Hau-San Wong, Jane You, Guoqiang Han, and Jun Zhang. Semi-supervised ensemble clustering based on selected constraint projection. *IEEE Transactions on Knowledge and Data Engineering*, 30(12):2394–2407, 2018.
- [324] Yongxuan Lai, Songyao He, Zhijie Lin, Fan Yang, Qifeng Zhou, and Xiaofang Zhou. An adaptive robust semi-supervised clustering framework using weighted consensus of random  $k$  k-means ensemble. *IEEE Transactions on Knowledge and Data Engineering*, 33(5):1877–1890, 2019.
- [325] Tianshu Yang, Nicolas Pasquier, and Frédéric Precioso. Semi-supervised consensus clustering based on closed patterns. *Knowledge-Based Systems*, 235:107599, 2022.
- [326] Daniel Duarte Abdala and Xiaoyi Jiang. An evidence accumulation approach to constrained clustering combination. In *International Workshop on Machine Learning and Data Mining in Pattern Recognition*, pages 361–371. Springer, 2009.
- [327] Yan Yang, Hongjun Wang, Chao Lin, and Jinyuan Zhang. Semi-supervised clustering ensemble based on multi-ant colonies algorithm. In *International Conference on Rough Sets and Knowledge Technology*, pages 302–309. Springer, 2012.
- [328] Yan Yang, Wei Tan, Tianrui Li, and Da Ruan. Consensus clustering based on constrained self-organizing map and improved cop-kmeans ensemble in intelligent decision support systems. *Knowledge-Based Systems*, 32:101–115, 2012.
- [329] Zhiwen Yu, Zongqiang Kuang, Jiming Liu, Hongsheng Chen, Jun Zhang, Jane You, Hau-San Wong, and Guoqiang Han. Adaptive ensembling of semi-supervised clustering solutions. *IEEE Transactions on Knowledge and Data Engineering*, 29(8):1577–1590, 2017.
- [330] Rui Luo, Zhiwen Yu, Wenming Cao, Cheng Liu, Hau-San Wong, and CL Philip Chen. Adaptive regularized semi-supervised clustering ensemble. *IEEE Access*, 8:17926–17934, 2019.
- [331] Viet-Vu Vu, Nicolas Labroche, and Bernadette Bouchon-Meunier. Leader ant clustering with constraints. In *2009 IEEE-RIVF International Conference on Computing and Communication Technologies*, pages 1–8. IEEE, 2009.
- [332] Xiaohua Xu, Lin Lu, Ping He, Zhoujin Pan, and Ling Chen. Improving constrained clustering via swarm intelligence. *Neurocomputing*, 116:317–325, 2013.
- [333] Julia Handl and Joshua Knowles. On semi-supervised clustering via multiobjective optimization. In *Proceedings of the 8th annual conference on Genetic and evolutionary computation*, pages 1465–1472, 2006.

- 
- [334] Yi Hong, Sam Kwong, Hanli Wang, Qingsheng Ren, and Yuchou Chang. Probabilistic and graphical model based genetic algorithm driven clustering with instance-level constraints. In *2008 IEEE Congress on Evolutionary Computation (IEEE World Congress on Computational Intelligence)*, pages 322–329. IEEE, 2008.
- [335] Yi Hong, Sam Kwong, Hui Xiong, and Qingsheng Ren. Genetic-guided semi-supervised clustering algorithm with instance-level constraints. In *Proceedings of the 10th annual conference on Genetic and evolutionary computation*, pages 1381–1388, 2008.
- [336] Javid Ebrahimi and Mohammad Saniee Abadeh. Semi supervised clustering: a pareto approach. In *International Workshop on Machine Learning and Data Mining in Pattern Recognition*, pages 237–251. Springer, 2012.
- [337] Zhenfeng He. Evolutionary k-means with pair-wise constraints. *Soft Computing*, 20(1):287–301, 2016.
- [338] Rudinei Martins de Oliveira, Antonio Augusto Chaves, and Luiz Antonio Nogueira Lorena. A comparison of two hybrid methods for constrained clustering problems. *Applied Soft Computing*, 54:256–266, 2017.
- [339] Thiago F Covões and Eduardo R Hruschka. Classification with multi-modal classes using evolutionary algorithms and constrained clustering. In *2018 IEEE Congress on Evolutionary Computation (CEC)*, pages 1–8. IEEE, 2018.
- [340] Germán González-Almagro, Julián Luengo, José-Ramón Cano, and Salvador García. Enhancing instance-level constrained clustering through differential evolution. *Applied Soft Computing*, 108:107435, 2021.
- [341] Tran Khanh Hiep, Nguyen Minh Duc, and Bui Quoc Trung. Local search approach for the pairwise constrained clustering problem. In *Proceedings of the Seventh Symposium on Information and Communication Technology*, pages 115–122, 2016.
- [342] Zhong Zhang, Didi Kang, Chongming Gao, and Junming Shao. Semisync: Semi-supervised clustering by synchronization. In *International Conference on Database Systems for Advanced Applications*, pages 358–362. Springer, 2019.
- [343] Yan Yang and Hao Wang. Multi-view clustering: A survey. *Big Data Mining and Analytics*, 1(2):83–107, 2018.
- [344] Kamal Nigam and Rayid Ghani. Analyzing the effectiveness and applicability of co-training. In *Proceedings of the ninth international conference on Information and knowledge management*, pages 86–93, 2000.
- [345] Hichem Frigui and Cheul Hwang. Adaptive concept learning through clustering and aggregation of relational data. In *Proceedings of the 2007 SIAM International Conference on Data Mining*, pages 90–101. SIAM, 2007.
- [346] Hichem Frigui and Cheul Hwang. Fuzzy clustering and aggregation of relational data with instance-level constraints. *IEEE Transactions on Fuzzy Systems*, 16(6):1565–1581, 2008.
- [347] Eric Eaton, Marie Desjardins, and Sara Jacob. Multi-view constrained clustering with an incomplete mapping between views. *Knowledge and information systems*, 38(1):231–257, 2014.
- [348] Stephan Günnemann, Ines Färber, Matthias Rüdiger, and Thomas Seidl. Smvc: semi-supervised multi-view clustering in subspace projections. In *Proceedings of the 20th ACM SIGKDD international conference on Knowledge discovery and data mining*, pages 253–262, 2014.
- [349] Daniel Khashabi, John Wieting, Jeffrey Yufei Liu, and Feng Liang. Clustering with side information: From a probabilistic model to a deterministic algorithm. *arXiv preprint arXiv:1508.06235*, 2015.
- [350] Peng Zhao, Yuan Jiang, and Zhi-Hua Zhou. Multi-view matrix completion for clustering with side information. In *Pacific-Asia Conference on Knowledge Discovery and Data Mining*, pages 403–415. Springer, 2017.
- [351] Zhiwu Lu and Yuxin Peng. Unified constraint propagation on multi-view data. In *Proceedings of the AAAI Conference on Artificial Intelligence*, volume 27, pages 640–646, 2013.
- [352] Zheng Yang, Yao Hu, Haifeng Liu, Huajun Chen, and Zhaohui Wu. Matrix completion for cross-view pairwise constraint propagation. In *Proceedings of the 22nd ACM international conference on Multimedia*, pages 897–900, 2014.
- [353] Brian Kulis, Sugato Basu, Inderjit Dhillon, and Raymond Mooney. Semi-supervised graph clustering: a kernel approach. In *Proceedings of the 22nd international conference on Machine learning*, pages 457–464, 2005.
- [354] Brian Kulis, Sugato Basu, Inderjit Dhillon, and Raymond Mooney. Semi-supervised graph clustering: a kernel approach. *Machine learning*, 74(1):1–22, 2009.
- [355] Bojun Yan and Carlotta Domeniconi. An adaptive kernel method for semi-supervised clustering. In *European conference on machine learning*, pages 521–532. Springer, 2006.
- [356] Yi Liu, Rong Jin, and Anil K Jain. Boostcluster: boosting clustering by pairwise constraints. In *Proceedings of the 13th ACM SIGKDD international conference on Knowledge discovery and data mining*, pages 450–459, 2007.

- 
- [357] Sílvia Grasiella Moreira Almeida, Frederico Gualberto F Coelho, Frederico Gadelha Guimarães, and Antonio Pádua Braga. A general approach for adaptive kernels in semi-supervised clustering. In *International Conference on Intelligent Data Engineering and Automated Learning*, pages 508–515. Springer, 2012.
- [358] Changyou Chen, Junping Zhang, Xuefang He, and Zhi-Hua Zhou. Non-parametric kernel learning with robust pairwise constraints. *International Journal of Machine Learning and Cybernetics*, 3(2):83–96, 2012.
- [359] Xin Huang, Hong Cheng, Jiong Yang, Jeffery Xu Yu, Hongliang Fei, and Jun Huan. Semi-supervised clustering of graph objects: A subgraph mining approach. In *International Conference on Database Systems for Advanced Applications*, pages 197–212. Springer, 2012.
- [360] Hengjin Tang and Sadaaki Miyamoto. Semi-supervised sequential kernel regression models with pairwise constraints. In *International Conference on Modeling Decisions for Artificial Intelligence*, pages 166–178. Springer, 2013.
- [361] M Soleymani Baghshah, Fatemeh Afsari, S Bagheri Shouraki, and Esfandiar Eslami. Scalable semi-supervised clustering by spectral kernel learning. *Pattern Recognition Letters*, 45:161–171, 2014.
- [362] Andrea Baraldi and Palma Blonda. A survey of fuzzy clustering algorithms for pattern recognition. i. *IEEE Transactions on Systems, Man, and Cybernetics, Part B (Cybernetics)*, 29(6):778–785, 1999.
- [363] Enrique H Ruspini, James C Bezdek, and James M Keller. Fuzzy clustering: A historical perspective. *IEEE Computational Intelligence Magazine*, 14(1):45–55, 2019.
- [364] Yuchi Kanzawa, Yasunori Endo, and Sadaaki Miyamoto. Some pairwise constrained semi-supervised fuzzy c-means clustering algorithms. In *International Conference on Modeling Decisions for Artificial Intelligence*, pages 268–281. Springer, 2009.
- [365] Cui-Fang Gao and Xiao-Jun Wu. A new semi-supervised clustering algorithm with pairwise constraints by competitive agglomeration. *Applied Soft Computing*, 11(8):5281–5291, 2011.
- [366] Violaine Antoine, Benjamin Quost, M-H Masson, and Thierry Denoeux. Cecm: Constrained evidential c-means algorithm. *Computational Statistics & Data Analysis*, 56(4):894–914, 2012.
- [367] Filipe M de Melo and Francisco de AT de Carvalho. Semi-supervised fuzzy c-medoids clustering algorithm with multiple prototype representation. In *2013 IEEE International Conference on Fuzzy Systems (FUZZ-IEEE)*, pages 1–7. IEEE, 2013.
- [368] Yukihiro Hamasuna and Yasunori Endo. On semi-supervised fuzzy c-means clustering for data with clusterwise tolerance by opposite criteria. *Soft Computing*, 17(1):71–81, 2013.
- [369] Violaine Antoine, Benjamin Quost, M-H Masson, and Thierry Denoeux. Cevclus: evidential clustering with instance-level constraints for relational data. *Soft Computing*, 18(7):1321–1335, 2014.
- [370] Longlong Li, Jonathan M Garibaldi, Dongjian He, and Meili Wang. Semi-supervised fuzzy clustering with feature discrimination. *PloS one*, 10(9):e0131160, 2015.
- [371] Arthur P Dempster, Nan M Laird, and Donald B Rubin. Maximum likelihood from incomplete data via the em algorithm. *Journal of the Royal Statistical Society: Series B (Methodological)*, 39(1):1–22, 1977.
- [372] Noam Shental, Aharon Bar-Hillel, Tomer Hertz, and Daphna Weinshall. Computing gaussian mixture models with em using equivalence constraints. *Advances in neural information processing systems*, 16(8):465–472, 2004.
- [373] Zhengdong Lu and Todd Leen. Semi-supervised learning with penalized probabilistic clustering. In L. Saul, Y. Weiss, and L. Bottou, editors, *Advances in Neural Information Processing Systems*, volume 17. MIT Press, 2005.
- [374] Zhengdong Lu and Todd K Leen. Penalized probabilistic clustering. *Neural Computation*, 19(6):1528–1567, 2007.
- [375] Zhengdong Lu. Semi-supervised clustering with pairwise constraints: A discriminative approach. In *Artificial Intelligence and Statistics*, pages 299–306. PMLR, 2007.
- [376] Marek Śmieja and Magdalena Wiercioch. Constrained clustering with a complex cluster structure. *Advances in Data Analysis and Classification*, 11(3):493–518, 2017.
- [377] Nizar Grira, Michel Crucianu, and Nozha Boujemaa. Semi-supervised fuzzy clustering with pairwise-constrained competitive agglomeration. In *The 14th IEEE International Conference on Fuzzy Systems, 2005. FUZZ'05.*, pages 867–872. IEEE, 2005.

- 
- [378] Carlos Ruiz, Myra Spiliopoulou, and Ernestina Menasalvas. C-dbscan: Density-based clustering with constraints. In *International workshop on rough sets, fuzzy sets, data mining, and granular-soft computing*, pages 216–223. Springer, 2007.
- [379] Carlos Ruiz, Ernestina Menasalvas, and Myra Spiliopoulou. C-denstream: Using domain knowledge on a data stream. In *International Conference on Discovery Science*, pages 287–301. Springer, 2009.
- [380] Yukihiro Hamasuna, Yasunori Endo, and Sadaaki Miyamoto. Semi-supervised agglomerative hierarchical clustering using clusterwise tolerance based pairwise constraints. In *International Conference on Modeling Decisions for Artificial Intelligence*, pages 152–162. Springer, 2010.
- [381] Yukihiro Hamasuna, Yasunori Endo, and Sadaaki Miyamoto. Semi-supervised agglomerative hierarchical clustering with ward method using clusterwise tolerance. In *International Conference on Modeling Decisions for Artificial Intelligence*, pages 103–113. Springer, 2011.
- [382] Tengke Xiong, Shengrui Wang, André Mayers, and Ernest Monga. Semi-supervised parameter-free divisive hierarchical clustering of categorical data. In *Pacific-Asia Conference on Knowledge Discovery and Data Mining*, pages 265–276. Springer, 2011.
- [383] Sadaaki Miyamoto and Akihisa Terami. Constrained agglomerative hierarchical clustering algorithms with penalties. In *2011 IEEE International Conference on Fuzzy Systems (FUZZ-IEEE 2011)*, pages 422–427. IEEE, 2011.
- [384] Sean Gilpin and Ian Davidson. Incorporating sat solvers into hierarchical clustering algorithms: an efficient and flexible approach. In *Proceedings of the 17th ACM SIGKDD international conference on Knowledge discovery and data mining*, pages 1136–1144, 2011.
- [385] Germán González-Almagro, Juan Luis Suarez, Julián Luengo, José-Ramón Cano, and Salvador García. Agglomerative constrained clustering through similarity and distance recalculation. In *International Conference on Hybrid Artificial Intelligence Systems*, pages 424–436. Springer, 2020.
- [386] Hans-Peter Kriegel, Peer Kröger, Jörg Sander, and Arthur Zimek. Density-based clustering. *Wiley interdisciplinary reviews: data mining and knowledge discovery*, 1(3):231–240, 2011.
- [387] Wen-Qi Fan, Chang-Dong Wang, and Jian-Huang Lai. Sdenpeak: semi-supervised nonlinear clustering based on density and distance. In *2016 IEEE Second International Conference on Big Data Computing Service and Applications (BigDataService)*, pages 269–275. IEEE, 2016.
- [388] Walid Atwa and Kan Li. Constraint-based clustering algorithm for multi-density data and arbitrary shapes. In *Industrial Conference on Data Mining*, pages 78–92. Springer, 2017.
- [389] Yun Yang, Zongze Li, Wei Wang, and Dapeng Tao. An adaptive semi-supervised clustering approach via multiple density-based information. *Neurocomputing*, 257:193–205, 2017.
- [390] Yazhou Ren, Xiaohui Hu, Ke Shi, Guoxian Yu, Dezhong Yao, and Zenglin Xu. Semi-supervised denpeak clustering with pairwise constraints. In *Pacific Rim International Conference on Artificial Intelligence*, pages 837–850. Springer, 2018.
- [391] Shan Yan, Hongjun Wang, Tianrui Li, Jielei Chu, and Jin Guo. Semi-supervised density peaks clustering based on constraint projection. *Int. J. Comput. Intell. Syst.*, 14(1):140–147, 2021.
- [392] Lei Xu, Adam Krzyzak, and Erkki Oja. Rival penalized competitive learning for clustering analysis, rbf net, and curve detection. *IEEE Transactions on Neural networks*, 4(4):636–649, 1993.
- [393] Carlos Ruiz Moreno, Myra Spiliopoulou, and Ernestina Menasalvas. User constraints over data streams. *Knowl. Discov. from Data Streams*, page 117, 2006.
- [394] Thiago F Covões, Eduardo R Hruschka, and Joydeep Ghosh. Competitive learning with pairwise constraints. *IEEE transactions on neural networks and learning systems*, 24(1):164–169, 2012.
- [395] Inmar Givoni and Brendan Frey. Semi-supervised affinity propagation with instance-level constraints. In *Artificial intelligence and statistics*, pages 161–168. PMLR, 2009.
- [396] Ian Davidson and Zijie Qi. Finding alternative clusterings using constraints. In *2008 Eighth IEEE International Conference on Data Mining*, pages 773–778. IEEE, 2008.
- [397] Jan Struyf and Sašo Džeroski. Clustering trees with instance level constraints. In *European Conference on Machine Learning*, pages 359–370. Springer, 2007.
- [398] Ruggero G Pensa, Jean-Francois Boulicaut, Francesca Cordero, and Maurizio Atzori. Co-clustering numerical data under user-defined constraints. *Statistical Analysis and Data Mining: The ASA Data Science Journal*, 3(1):38–55, 2010.

- 
- [399] Khanh-Chuong Duong, Christel Vrain, et al. Constrained clustering by constraint programming. *Artificial Intelligence*, 244:70–94, 2017.
- [400] Daniele Calandriello, Gang Niu, and Masashi Sugiyama. Semi-supervised information-maximization clustering. *Neural networks*, 57:103–111, 2014.
- [401] Thi-Bich-Hanh Dao, Khanh-Chuong Duong, and Christel Vrain. Constrained minimum sum of squares clustering by constraint programming. In *International Conference on Principles and Practice of Constraint Programming*, pages 557–573. Springer, 2015.
- [402] Yu Xia. A global optimization method for semi-supervised clustering. *Data mining and knowledge discovery*, 18(2):214–256, 2009.
- [403] Yuanhong Li, Ming Dong, and Yunqian Ma. Feature selection for clustering with constraints using jensen-shannon divergence. In *2008 19th International Conference on Pattern Recognition*, pages 1–4. IEEE, 2008.
- [404] Jianan Zhao, Ding Xiao, Linmei Hu, and Chuan Shi. Coupled semi-supervised clustering: Exploring attribute correlations in heterogeneous information networks. In *Asia-Pacific Web (APWeb) and Web-Age Information Management (WAIM) Joint International Conference on Web and Big Data*, pages 95–109. Springer, 2019.
- [405] Xiang Li, Yao Wu, Martin Ester, Ben Kao, Xin Wang, and Yudian Zheng. Semi-supervised clustering in attributed heterogeneous information networks. In *Proceedings of the 26th international conference on world wide web*, pages 1621–1629, 2017.
- [406] Ian Davidson, SS Ravi, and Martin Ester. Efficient incremental constrained clustering. In *Proceedings of the 13th ACM SIGKDD international conference on Knowledge discovery and data mining*, pages 240–249, 2007.
- [407] Liang Bai, Junbin Wang, Jiye Liang, and Hangyuan Du. New label propagation algorithm with pairwise constraints. *Pattern Recognition*, 106:107411, 2020.
- [408] Chao Lin, Yan Yang, and Tonny Rutayisire. A parallel cop-kmeans clustering algorithm based on mapreduce framework. In *Knowledge Engineering and Management*, pages 93–102. Springer, 2011.
- [409] Hong Zeng and Yiu-ming Cheung. Semi-supervised maximum margin clustering with pairwise constraints. *IEEE Transactions on Knowledge and Data Engineering*, 24(5):926–939, 2011.
- [410] Yang Hu, Jingdong Wang, Nenghai Yu, and Xian-Sheng Hua. Maximum margin clustering with pairwise constraints. In *2008 Eighth IEEE International Conference on Data Mining*, pages 253–262. IEEE, 2008.
- [411] Hong Zeng, Aiguo Song, and Yiu Ming Cheung. Improving clustering with pairwise constraints: a discriminative approach. *Knowledge and information systems*, 36(2):489–515, 2013.
- [412] Marek Śmieja, Oleksandr Myronov, and Jacek Tabor. Semi-supervised discriminative clustering with graph regularization. *Knowledge-Based Systems*, 151:24–36, 2018.
- [413] Jean-Philippe Métivier, Patrice Boizumault, Bruno Crémilleux, Mehdi Khiari, and Samir Loudni. Constrained clustering using sat. In *International Symposium on Intelligent Data Analysis*, pages 207–218. Springer, 2012.
- [414] Jeremias Berg and Matti Järvisalo. Cost-optimal constrained correlation clustering via weighted partial maximum satisfiability. *Artificial Intelligence*, 244:110–142, 2017.
- [415] Tomer Hertz, Aharon Bar-Hillel, and Daphna Weinshall. Boosting margin based distance functions for clustering. In *Proceedings of the twenty-first international conference on Machine learning*, page 50, 2004.
- [416] Hong Chang and Dit-Yan Yeung. Locally linear metric adaptation for semi-supervised clustering. In *Proceedings of the Twenty-First International Conference on Machine Learning, ICML '04*, page 20, New York, NY, USA, 2004. Association for Computing Machinery.
- [417] Dit-Yan Yeung and Hong Chang. Extending the relevant component analysis algorithm for metric learning using both positive and negative equivalence constraints. *Pattern Recognition*, 39(5):1007–1010, 2006.
- [418] Steven CH Hoi, Wei Liu, Michael R Lyu, and Wei-Ying Ma. Learning distance metrics with contextual constraints for image retrieval. In *2006 IEEE Computer Society Conference on Computer Vision and Pattern Recognition (CVPR'06)*, volume 2, pages 2072–2078. IEEE, 2006.
- [419] Ron Bekkerman, Mehran Sahami, and Erik Learned-Miller. Combinatorial markov random fields. In *European Conference on Machine Learning*, pages 30–41. Springer, 2006.
- [420] Dit-Yan Yeung and Hong Chang. A kernel approach for semisupervised metric learning. *IEEE Transactions on Neural Networks*, 18(1):141–149, 2007.
- [421] Jason V Davis, Brian Kulis, Prateek Jain, Suvrit Sra, and Inderjit S Dhillon. Information-theoretic metric learning. In *Proceedings of the 24th international conference on Machine learning*, pages 209–216, 2007.

- 
- [422] Steven CH Hoi, Rong Jin, and Michael R Lyu. Learning nonparametric kernel matrices from pairwise constraints. In *Proceedings of the 24th international conference on Machine learning*, pages 361–368, 2007.
- [423] Shiming Xiang, Feiping Nie, and Changshui Zhang. Learning a mahalnobis distance metric for data clustering and classification. *Pattern recognition*, 41(12):3600–3612, 2008.
- [424] Mahdieh Soleymani Baghshah and Saeed Bagheri Shouraki. Metric learning for semi-supervised clustering using pairwise constraints and the geometrical structure of data. *Intelligent Data Analysis*, 13(6):887–899, 2009.
- [425] Mahdieh Soleymani Baghshah and Saeed Bagheri Shouraki. Kernel-based metric learning for semi-supervised clustering. *Neurocomputing*, 73(7-9):1352–1361, 2010.
- [426] Mahdieh Soleymani Baghshah and Saeed Bagheri Shouraki. Non-linear metric learning using pairwise similarity and dissimilarity constraints and the geometrical structure of data. *Pattern Recognition*, 43(8):2982–2992, 2010.
- [427] Mahdieh Soleymani Baghshah and Saeed Bagheri Shouraki. Learning low-rank kernel matrices for constrained clustering. *Neurocomputing*, 74(12-13):2201–2211, 2011.
- [428] Caiming Xiong, David Johnson, Ran Xu, and Jason J Corso. Random forests for metric learning with implicit pairwise position dependence. In *Proceedings of the 18th ACM SIGKDD international conference on Knowledge discovery and data mining*, pages 958–966, 2012.
- [429] Zhenyong Fu, Zhiwu Lu, Horace HS Ip, Hongtao Lu, and Yunyun Wang. Local similarity learning for pairwise constraint propagation. *Multimedia Tools and Applications*, 74(11):3739–3758, 2015.
- [430] David M Johnson, Caiming Xiong, and Jason J Corso. Semi-supervised nonlinear distance metric learning via forests of max-margin cluster hierarchies. *IEEE Transactions on Knowledge and Data Engineering*, 28(4):1035–1046, 2015.
- [431] Ahmad Ali Abin, Mohammad Ali Bashiri, and Hamid Beigy. Learning a metric when clustering data points in the presence of constraints. *Advances in Data Analysis and Classification*, 14(1):29–56, 2020.
- [432] Dan Klein, Sepandar D Kamvar, and Christopher D Manning. From instance-level constraints to space-level constraints: Making the most of prior knowledge in data clustering. Technical report, Stanford, 2002.
- [433] Su Yan, Hai Wang, Dongwon Lee, and C Lee Giles. Pairwise constrained clustering for sparse and high dimensional feature spaces. In *Pacific-Asia Conference on Knowledge Discovery and Data Mining*, pages 620–627. Springer, 2009.
- [434] Zhiwu Lu and Horace HS Ip. Constrained spectral clustering via exhaustive and efficient constraint propagation. In *European Conference on Computer Vision*, pages 1–14. Springer, 2010.
- [435] Zhenyong Fu, Zhiwu Lu, Horace Ip, Yuxin Peng, and Hongtao Lu. Symmetric graph regularized constraint propagation. In *Proceedings of the AAAI Conference on Artificial Intelligence*, volume 25, pages 350–355, 2011.
- [436] Zhenyong Fu, Horace HS Ip, Hongtao Lu, and Zhiwu Lu. Multi-modal constraint propagation for heterogeneous image clustering. In *Proceedings of the 19th ACM international conference on Multimedia*, pages 143–152, 2011.
- [437] Ping He, Xiaohua Xu, and Ling Chen. Constrained clustering with local constraint propagation. In *European Conference on Computer Vision*, pages 223–232. Springer, 2012.
- [438] Shmuel Asafi and Daniel Cohen-Or. Constraints as features. In *Proceedings of the IEEE Conference on Computer Vision and Pattern Recognition*, pages 1634–1641, 2013.
- [439] Ping He, Xiaohua Xu, Lei Zhang, Wei Zhang, Kanwen Li, and Heng Qian. Constrained community clustering. In *International Conference on Intelligent Computing*, pages 797–802. Springer, 2014.
- [440] Xiaohua Xu and Ping He. Improving clustering with constrained communities. *Neurocomputing*, 188:239–252, 2016.
- [441] Yuheng Jia, Hui Liu, Junhui Hou, and Sam Kwong. Pairwise constraint propagation with dual adversarial manifold regularization. *IEEE Transactions on Neural Networks and Learning Systems*, 31(12):5575–5587, 2020.
- [442] Yaoyi Li and Hongtao Lu. Multi-modal constraint propagation via compatible conditional distribution reconstruction. *Neurocomputing*, 426:185–194, 2021.
- [443] Jinfeng Yi, Lijun Zhang, Rong Jin, Qi Qian, and Anil Jain. Semi-supervised clustering by input pattern assisted pairwise similarity matrix completion. In *International conference on machine learning*, pages 1400–1408. PMLR, 2013.
- [444] Zhenyong Fu. Pairwise constraint propagation via low-rank matrix recovery. *Computational Visual Media*, 1(3):211–220, 2015.

- 
- [445] Zhenguo Li, Jianzhuang Liu, and Xiaoou Tang. Pairwise constraint propagation by semidefinite programming for semi-supervised classification. In *Proceedings of the 25th international conference on Machine learning*, pages 576–583, 2008.
- [446] Hongjun Wang, Ruihua Nie, Xingnian Liu, and Tianrui Li. Constraint projections for semi-supervised affinity propagation. *Knowledge-Based Systems*, 36:315–321, 2012.
- [447] Shan Gao, Chen Zu, and Daoqiang Zhang. Learning mid-perpendicular hyperplane similarity from cannot-link constraints. *Neurocomputing*, 113:195–203, 2013.
- [448] Yuheng Jia, Sam Kwong, Junhui Hou, and Wenhui Wu. Convex constrained clustering with graph-laplacian pca. In *2018 IEEE International Conference on Multimedia and Expo (ICME)*, pages 1–6. IEEE, 2018.
- [449] Yuheng Jia, Junhui Hou, and Sam Kwong. Constrained clustering with dissimilarity propagation-guided graph-laplacian pca. *IEEE Transactions on Neural Networks and Learning Systems*, 32(9):3985–3997, 2020.
- [450] Jayaram Raghuram, David J Miller, and George Kesidis. Instance-level constraint-based semisupervised learning with imposed space-partitioning. *IEEE transactions on neural networks and learning systems*, 25(8):1520–1537, 2014.