

STRUCTEXTV2: MASKED VISUAL-TEXTUAL PREDICTION FOR DOCUMENT IMAGE PRE-TRAINING

Yuechen Yu[†], Yulin Li[†], Chengquan Zhang[†], Xiaoqiang Zhang, Zengyuan Guo, Xiameng Qin, Kun Yao, Junyu Han, Errui Ding, Jingdong Wang

Department of Computer Vision Technology (VIS), Baidu Inc.

<https://github.com/PaddlePaddle/VIMER/tree/main/StrucText>

ABSTRACT

In this paper, we present StrucTextV2, an effective document image pre-training framework, by performing masked visual-textual prediction. It consists of two self-supervised pre-training tasks: masked image modeling and masked language modeling, *based on text region-level image masking*. The proposed method randomly masks some image regions according to the bounding box coordinates of text words. The objectives of our pre-training tasks are reconstructing the pixels of masked image regions and the corresponding masked tokens simultaneously. Hence the pre-trained encoder can capture more textual semantics in comparison to the masked image modeling that usually predicts the masked image patches. Compared to the masked multi-modal modeling methods for document image understanding that rely on both the image and text modalities, StrucTextV2 models image-only input and potentially deals with more application scenarios free from OCR pre-processing. Extensive experiments on mainstream benchmarks of document image understanding demonstrate the effectiveness of StrucTextV2. It achieves competitive or even new state-of-the-art performance in various downstream tasks such as image classification, layout analysis, table structure recognition, document OCR, and information extraction under the end-to-end scenario.

1 INTRODUCTION

In the Document Artificial Intelligence, how to understand visually-rich document images and extract structured information from them has gradually become a popular research topic. Its main associated tasks include document image classification Harley et al. (2015), layout analysis Zhong et al. (2019), form understanding Jaume et al. (2019), document OCR (also called text spotting) Li et al. (2017); Liao et al. (2021), and end-to-end information extraction (usually composed of OCR and entity labelling phrase) Wang et al. (2021), etc. To solve these tasks well, it is necessary to fully exploit both visual and textual cues. Meanwhile, large-scale self-supervised pre-training Li et al. (2021a); Appalaraju et al. (2021); Xu et al. (2020; 2021a); Huang et al. (2022); Gu et al. (2021) is a recently rising technology to enhance multi-modal knowledge learning of document images.

There are two mainstream self-supervised pre-training frameworks for document image understanding. As illustrated in Fig. 1: (a) The first category is the masked multi-modal modeling such as the proposed pre-training tasks: MLM Devlin et al. (2019), MVLM Xu et al. (2021a), MM-MLM Appalaraju et al. (2021) and MSM Gu et al. (2021), whose inputs mainly consists of OCR-extracted texts and image embeddings. The methods collect semantic information from text and image, depending heavily on front-end OCR engines with certain computing costs. Additionally, the two components of OCR engine and document understanding module are separately optimized, which is hard to ensure performance of the whole system. (b) The second category is the masked image modeling (MIM) that inherits the concept of vision-based self-supervised learning such as BEiT Bao et al. (2022), SimMIM Xie et al. (2022), MAE He et al. (2022), CAE Chen et al. (2022b), and DiT Li et al. (2022), etc. MIM is a powerful image-only pre-training technique to learn the visual contextualized representations of document images. Because of the insufficient consideration of textual

[†] Equal contribution. Correspondence to: Chengquan Zhang <zhangchengquan@baidu.com>.

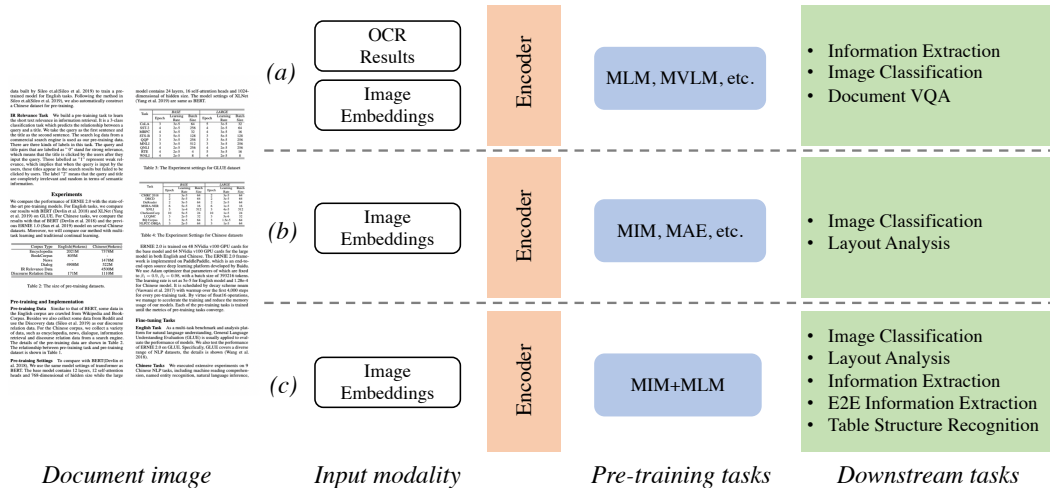


Figure 1: Comparisons with the main-stream pre-training models of document image understanding. (a) It shows the masked multi-modal modeling methods which input both OCR results and image embeddings. (b) The framework that inputs image-only embeddings is suitable for vision-dominated tasks like document image classification and layout analysis. (c) StrucTexTv2 learns visual-textual representations using only the information from images in the pre-training step and then optimizes various downstream tasks of document image understanding end-to-end.

contents, MIM often applies to some vision-dominated tasks Li et al. (2022) like image classification, layout analysis and table detection. (c) To take full advantage of multi-modality knowledge on the basis of MIM, we propose the third pre-training framework by learning visual-textual representations with image-only inputs, to optimize the performance of document image understanding tasks in an end-to-end manner.

Due to the great disparities between vision and language, the existing document understanding methods either consider a single modality or introduce an OCR engine to capture textual content in advance. Researchers used text tokens as the input in language modeling, or selected fixed-size image patches as the granularity of vision pre-training tasks. However, the textual content is visually-situated in a document and extracted from the image. Thus, we propose the text region-level image masking scheme corresponding to document content to bridge vision modeling to language modeling with the shared representations.

This paper proposes StrucTexTv2, a novel multi-modal knowledge learning framework for document image understanding by performing text region-level image masking with dual parallel self-supervised tasks of image reconstruction and language modeling (as shown in Fig. 2). First off, we adopt an off-the-shelf OCR toolkit to perform word-level text detection and text recognition on the pre-training dataset (IIT-CDIP Test Collection Lewis et al. (2006)). Next, we randomly mask some text word regions given the input images and fed them into the encoder. Finally, the pre-training objectives of StrucTexTv2 learn to reconstruct image pixels and text content of the masked words. In support of the proposed pre-training tasks, we introduce a new backbone network for StrucTexTv2. In particular, a CNN-based network with the RoI-Align He et al. (2017) operation produces visual features for the masked regions. Inspired by ViBERTGrid Lin et al. (2021), the backbone uses FPN Lin et al. (2017) to integrate features of CNN. The following transformer model enables capturing semantical and contextualized representations from the visual features. We evaluate and verify our pre-trained model in five tasks including document image classification, layout analysis, table structure recognition, document OCR, and end-to-end information extraction, all of which have achieved significant gains. The experimental results have also confirmed that the framework of StrucTexTv2 can construct fundamental pre-trained models for document image understanding.

The major contributions of our work can be summarized as following:

- A novel self-supervised pre-training framework by performing text region-level document image masking, named StrucTexTv2, is proposed to learn visual-textual representations in an end-to-end manner.

- Superior performance in five downstream tasks demonstrates the effectiveness of the StrucTexTv2 pre-trained model in document image understanding.

2 RELATED WORK

Self-supervised Learning Thanks to the development of self-supervised tasks and Transformer architectures, in the past few years, the computer vision (CV) and natural language processing (NLP) have achieved breakthroughs in knowledge learning from large-scale unlabeled data. In the domain of NLP, Masked Language Modeling (MLM) task has been widely used in pre-trained models Devlin et al. (2019); Radford et al. (2018) due to its efficiency and effectiveness. The MLM task randomly masks a set of text tokens of input and reconstructs them according to the context around the masked tokens. In the CV domain, taking a similar idea, Masked Image Modeling (MIM) has also been successfully verified. There are several variants of MIM, for example, BEiT Bao et al. (2022) and CAE Chen et al. (2022b) randomly mask a percentage of image patches and predict discrete image patch tokens learned by dVAE Ramesh et al. (2021). MAE He et al. (2022) and SimMIM Xie et al. (2022) take a simpler behavior, predicting RGB values of raw pixels by direct regression.

Document pre-trained models As stated above, the cutting-edge document pre-training models can be roughly separated into two categories: masked multi-modal modeling and masked image modeling approaches. The representative works of the former are LayoutLM series Xu et al. (2020; 2021a); Huang et al. (2022), Docformer Appalaraju et al. (2021), UDoc Gu et al. (2021) and StrucText Li et al. (2021c), they usually depend on a mature OCR engine to extract textual content from document images, and fed them to the encoder combined with image embeddings. These OCR-based methods promise excellent performance, but they are cumbersome to solve some vision-dominated tasks. The latter methods, such as DiT Li et al. (2022) almost following the idea of BEiT Bao et al. (2022), directly use a general CV pre-training framework to learn on large-scale document image data. Due to the lack of guidance for text information, the model is likely to be deficient in semantic understanding. Recently, prompt-learning Liu et al. (2023) has been studied for adapting pre-trained vision-language models. Those prompt-based methods Kim et al. (2022); Davis et al. (2022) directly generate textual output from documents and achieve competitive performance on downstream tasks.

In this paper, the proposed StrucTexTv2 is a new solution that integrates the advantages of CV and NLP pre-training methods in an end-to-end manner. Benefiting from image-only input of the encoder, our framework can avoid the interference of false OCR results compared with the OCR-based pre-trained models. For our pre-training, although the supervision labels partially come from OCR results, only the high-confidence words from OCR results are randomly selected. The impacts of the OCR quality on our pre-trained model is alleviated to a certain extent.

3 APPROACH

3.1 MODEL ARCHITECTURE

As illustrated in Fig. 2, there are two main components of StrucTexTv2: a encoder network using FPN to integrate visual features and semantic features, and the pre-training framework containing two objectives: Mask Language Modeling and Mask Image Modeling.

The proposed encoder consists of a visual extractor (CNN) and a semantic module (Transformer). Given an input document image, StrucTexTv2 extracts visual-textual representations through this backbone network. Specifically, the features of the last four down-sampled stages on CNN are extracted from the visual extractor. In the semantic module, following ViT Dosovitskiy et al. (2021) to handle 2D feature maps, the features of the last stage in CNN are flattened in patch-level and are linearly projected to obtain 1D sequence of patch token embeddings, which also serves as the effective input for the Transformer. A relative position embedding representing the token index is added to the token embeddings. Then, the standard Transformer receives the input token embeddings and outputs the semantic enhanced features. We reshape the output features back to context feature maps in the 2D visual space and up-sample the feature maps with the factors of 8. We adopt FPN strategy Lin et al. (2017) to merge visual features of different resolutions from CNN and then concatenate context feature maps with them, deriving a feature map with 1/4 size of the input image.

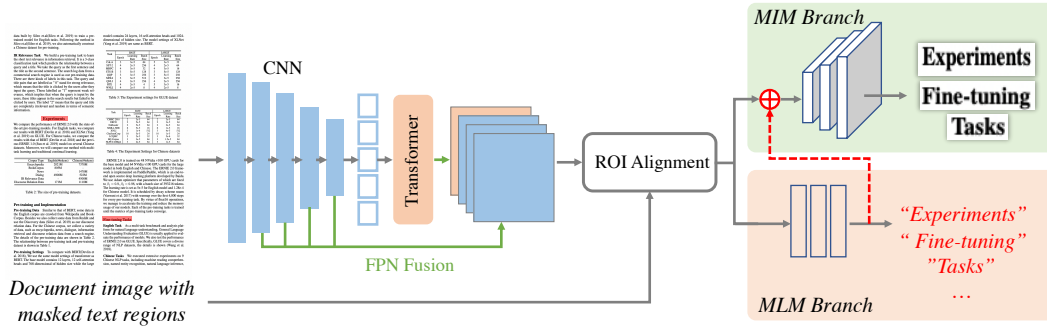


Figure 2: The overview of StrucTexTv2. Its encoder network consists of a visual extractor (CNN) and a semantic module (Transformer). Given a document image, the encoder extracts the visual feature of the whole image by CNN and obtains the semantic enhanced feature through a Transformer. Subsequently, a lightweight fusion network is utilized to generate the final representation of the image. With the help of ROI Alignment, the multi-modal feature of each masked text region is processed by the MIM branch and the MLM branch to reconstruct the pixels and text, respectively.

Finally, a fusion network which consists of two successive 1×1 convolutional layers is introduced to take a further multi-modal fusion.

3.2 PRE-TRAINING

To enhance the document image understanding of StrucTexTv2, we perform pre-training on a large-scale document dataset IIT-CDIP Test Collection 1.0 dataset Lewis et al. (2006). Unlike MAE He et al. (2022), BEiT Bao et al. (2022), and DIT Li et al. (2022), we do not use patch-level masking strategy for pre-training. Instead, we use a novel text region-level masking strategy and employ two self-supervised pre-training tasks to learn visual-textual representations. The subsequent experiment results suggest that the fine-grained text region-level masking strategy is more suitable than the coarse-grained patch-level masking strategy in document understanding.

3.2.1 TASK #1: MASKED LANGUAGE MODELING

To encourage the model to learn contextual representation, similar to BERT Devlin et al. (2019), we mask a portion of the text region of the input document with RGB values [255, 255, 255] at random. We find that 30% of masking ratio is the best choice in our experiments. According to the contextual information of the unmasked regions in a document, the encoder-decoder architecture learns to predict the indexes of text tokens (in a pre-defined vocabulary) of the masked text regions with cross-entropy loss. To avoid the interference of sub-words produced by WordPiece Song et al. (2021), we only choose the first sub-word in each word for keeping the number of words in the document images. Notice that the Masked Language Modeling task in StrucTexTv2 does not require the text input, however, which is essential for the NLP domain.

Decoder for Task #1. For Mask Language Modeling, we employ an extremely 2-layer MLP as a decoder to project the encoding feature. The multi-modal feature of each text region is extracted from the fused feature maps \mathbf{F}_{fuse} by ROI-Align Ren et al. (2017), which is computed as follows,

$$\mathbf{P}_i^{mlm} = MLP(ROI-Align(\mathbf{F}_{fuse}, b_i)), \tag{1}$$

where b_i is the bounding box of the i th text region, and the \mathbf{P}_i^{mlm} is optimized by cross-entropy loss with 30,522 token categories.

3.2.2 TASK #2: MASKED IMAGE MODELING

In MAE He et al. (2022), BEiT Bao et al. (2022), and SimMIM Xie et al. (2022), patch-level Masked Image Modeling has shown strong potential in representation learning. However, in the document understanding domain, patch-level feature learning is too coarse to represent the details of text or word region. Therefore, we introduce a text region-level visual representation learning task called

Masked Image Modeling to enhance document representation and understanding. Instead of classifying the classes defined by tokenization like LayoutLMv3 and BEiT, we regress the raw pixel values of the masked text region with mean square error loss following SimMIM and MAE. Specifically, we mask the rectangle text regions and predict the RGB values of missing pixels, leading to significant improvement for performance in representation learning.

Decoder for Task #2. We develop a Fully Convolutional Network (FCN) with Transpose Convolution to carry out the document image reconstruction of masked text regions. Specifically, we apply the global average pooling to aggregate each text region’s feature and generate the embedding \mathbf{Emb}_{style} that mainly represents the visual ”style” for each masked text region. To strengthen its text information, we encode the MLM prediction \mathbf{P}_i^{mlm} to $\mathbf{Emb}_{content}$ by using an embedding layer, denoting the ”content” knowledge. At last, we concatenate \mathbf{Emb}_{style} and $\mathbf{Emb}_{content}$ and feed it to a FCN, generating the final restored image prediction \mathbf{P}_i^{mim} . The procedure of Mask Image Modeling can be formulated as follows,

$$\mathbf{Emb}_{style} = GAP(ROI\text{-}Align(\mathbf{F}_{fuse}, b_i)), \quad (2)$$

$$\mathbf{Emb}_{content} = EmbeddingLayer(\mathbf{P}_i^{mlm}), \quad (3)$$

$$\mathbf{P}_i^{mim} = FCN(Concat(\mathbf{Emb}_{style}, \mathbf{Emb}_{content})), \quad (4)$$

where GAP is the global average pooling operator. In MIM, we follow MAE and predict the missing pixels of masked text regions. For example, we resize the spatial resolutions of each masked text region to fixed 64×64 , and each text-region’s regression target is $12,288 = 64 \times 64 \times 3$ pixels of RGB values. The \mathbf{P}_i^{mim} is optimized by MSE loss in the pre-training phrase.

3.3 DOWNSTREAM TASKS

The StrucTexTv2 pre-training scheme contributes to a visual-textual representation with input of image-only. The multi-modal representation is available to model fine-tuning and profits numerous downstream tasks.

3.3.1 TASK #1: DOCUMENT IMAGE CLASSIFICATION

Document image classification aims to predict the category of each document image, which is one of the fundamental tasks in office automation. For this task, we downsample the output feature maps of backbone network by four 3×3 convolutional layers with stride 2. Next, the image representation is fed into the final linear layer with softmax to predict the class label.

3.3.2 TASK #2: DOCUMENT LAYOUT ANALYSIS

Document layout analysis aims to identify the layout components of document images by object detection. Following DiT, we leverage Cascade R-CNN Cai & Vasconcelos (2018) as the detection framework to perform layout element detection and replace its backbone with StrucTexTv2. Thanks to the multi-scale context design of backbone networks, four resolution-modifying features (P2~P5) of FPN fusion layers on backbone networks are sent into the iterative structure heads of the detector.

3.3.3 TASK #3 TABLE STRUCTURE RECOGNITION

Table structure recognition aims to recognize the internal structure of a table which is critical for document understanding. Specifically, We employ Cascade R-CNN for cell detection in our table structure recognition framework while replacing the feature encoder with backbone networks. Since some table images are collected by cameras and many cells are deformed, we modify the final output of Cascade R-CNN to the coordinate regression of four vertexes of cells.

3.3.4 TASK #4: DOCUMENT OCR

We tend to read the text in an end-to-end manner based on StrucTexTv2. Our OCR method consists of both the word-level text detection and recognition modules. They share the features of backbone networks and are connected by ROI-Align operations. The text detection module adopts the standard DB Liao et al. (2023) algorithm, which predicts the binarization mask for word-level bounding boxes. Similar to NRTR Sheng et al. (2019), the text recognition module is composed of multi-layer Transformer decoders to predict character sequences for each word.

3.3.5 TASK #5: END-TO-END INFORMATION EXTRACTION

The aim of the task is to extract entity-level content of key fields from given documents without predefined OCR information. We evaluate the StrucTexTv2 model based on the architecture of document OCR and devise a new branch for semantic entity extraction. Concretely, another DB detection is developed to identify the entity bounding boxes. An additional MLP block is performed with the ROI features to classify entity label. These bounding boxes are utilized for word grouping to merge the text content from Task #4. At length the key information is obtained by grouping words according to the reading order.

4 EXPERIMENTS

4.1 DATASETS

Pre-training Data By following DiT Li et al. (2022), we pretrain StrucTexTv2 on the IIT-CDIP Test Collection 1.0 dataset Lewis et al. (2006), whose 11 million multi-page documents are split into single pages, totally 42 million document images.

RVL-CDIP Harley et al. (2015) contains 400,000 grayscale document images in 16 classes, with 25,000 images per class. We adopt RVL-CDIP as the benchmark to carry out experiments on document classification task. Average classification accuracy is used evaluate model performance.

PubLayNet Zhong et al. (2019) consists of more than 360,000 paper images built by automatically parsing PubMed XML files. The five typical document layout elements (text, title, list, figure, and table) are annotated with bounding boxes. Mean average precision (mAP) @ intersection over union (IOU) is used as the evaluation metric of document layout analysis.

WTW Long et al. (2021) covers unconstrained table in natural scene, requiring table structure recognizer to have both discriminative and generative capabilities. It has a total of 14581 images in a wide range of real business scenarios and the corresponding full annotation (including cell coordinates and row/column information) of tables.

FUNSD Jaume et al. (2019) is a form understanding dataset that contains 199 forms, which refers to extract four predefined semantic entities (questions, answers, headers, and other) and their linkings presented in the form. We focus on two tasks of document OCR and end-to-end information extraction on FUNSD. For evaluation, we compute the normalized Levenshtein similarity (1-NED) between the predictions and the ground truth.

4.2 IMPLEMENTATION DETAILS

Pre-training on IIT-CDIP The proposed encoder network of StrucTexTv2 is composed mainly of the CNN and Transformer. To balance efficiency and effectiveness, StrucTexTv2_{Small} consists of ResNet-50 and 12-layer Transformers (128 hidden size and 8 attention heads) and introduces only 28M parameters. A larger version of StrucTexTv2_{Large} is set up as ResNeXt-101 Xie et al. (2017) and 24-layer Transformers (768 hidden size and 8 attention heads), which total parameters are 238M. We use the networks trained with ImageNet Deng et al. (2009) as the initialization of CNNs. The Transformers are initialized from the language models Sun et al. (2020). StrucTexTv2_{Small} and StrucTexTv2_{Large} take 17 hours and 52 hours to train one epoch of the IIT-CDIP data, respectively. The whole pre-training phase takes nearly a week with 32 Nvidia Tesla 80G A100 GPUs.

Fine-tuning on RVL-CDIP We evaluate StrucTexTv2 for document image classification. We fine-tune the model on RVL-CDIP for 20 epochs with cross-entropy loss. The learning rate is set for $3e-4$ and the batch size is 28. The input images are resized to 960×960 and maintain its aspect ratio. We use label smoothing=0.1 in the loss function. Besides, the data augmentation methods such as CutMix and MixUp with 0.3 probability are applied on the training phase.

Fine-tuning on PubLayNet We evaluate on the validation set of PubLayNet for document layout analysis. We fine-tune the Cascade R-CNN and initialize the backbone with our pre-trained model. The detector is trained 8 epochs with Momentum optimizer and a batch size of 8. The learning rate is set to $1e-2$, while it decays to $1e-3$ on 3 epoch and decays $1e-4$ on 6 epoch. We use random resized cropping to augment the training images while the short edges does not exceed 800 pixels.

Table 1: Performance comparisons on the RVL-CDIP dataset. We report classification accuracy on the test set. T and I denote the text and image modality of input. The proposed StrucTexTv2 achieves a comparable accuracy to the state-of-the-art models with image-only input.

Methods	Modalities	Accuracy	#Param.
BERT _{Base} Devlin et al. (2019)	T	89.81%	110M
BERT _{Large} Devlin et al. (2019)	T	89.92%	340M
StructuralLM _{Large} Li et al. (2021a)	T	96.08%	355M
SelfDoc Li et al. (2021b)	$V + T$	92.81%	-
LayoutLM _{Large} Xu et al. (2020)	$V + T$	94.43%	390M
UDoc Gu et al. (2021)	$V + T$	95.05%	272M
TILT _{Large} Powalski et al. (2021)	$V + T$	95.52%	780M
LayoutLMv2 _{Large} Xu et al. (2021a)	$V + T$	95.64%	426M
LayoutLMv3 _{Large} Huang et al. (2022)	$V + T$	95.93%	368M
DocFormer _{Base} Appalaraju et al. (2021)	$V + T$	96.17%	183M
BEiT _{Base} Bao et al. (2022)	V	91.09%	87M
DiT _{Base} Li et al. (2022)	V	92.11%	87M
DiT _{Large} Li et al. (2022)	V	92.69%	304M
StrucTexTv2 _{Small}	V	93.40%	28M
StrucTexTv2 _{Large}	V	94.62%	238M

Fine-tuning on WTW We conduct experiments on WTW for table structure recognition. We also employ Cascade R-CNN to detect the cells of table whose backbone is replaced by pre-trained StrucTexTv2. We fine-tune our model end-to-end using ADAM Kingma & Ba (2015) optimizer for 20 epochs with a batch size of 16 and a learning rate of $1e-4$. The input images are resized to 640×640 after random scaling and the long size being resized to 640 pixels.

Fine-tuning on FUNSD On account of the full annotations, both the document OCR and end-to-end information extraction tasks are measured on FUNSD. We set the text recognition network as a 6-layers Transformer and fine-tune the whole model for 1200 epochs with a batch size of 32. We follow a cosine learning rate policy and set the initial learning rate to $5e-4$. Extra position embeddings are appended to roi-features and we pass it to each layer of decoders. The training losses except DB detector are the cross-entropy function. Additionally, the same loss is estimated for each decoder layer in the text recognition module for better convergence training.

4.3 COMPARISONS WITH THE STATE-OF-THE-ART

To investigate the effect of visual-textual representations, we benchmark StrucTexTv2 with several state-of-the-art techniques on different downstream tasks. Since only small datasets (149 training documents on FUNSD) and to avoid exceeding GPU memory (a tremendous number of table cells on WTW), we only evaluate StrucTexTv2_{Small} on the FUNSD and WTW datasets.

RVL-CDIP As the Tab. 1 shows, OCR-based approaches such as DocFormer Appalaraju et al. (2021) with multi-modal modeling takes superior performance on RVL-CDIP. Compared with image-only methods, it relies on stand-alone OCR systems which are low efficiency for practical applications. Our StrucTexTv2_{Small} achieves an accuracy of 93.40% and outperforms previous image-only methods with a much smaller model size. Besides, StrucTexTv2_{Large} drives an accuracy of 94.62%, which brings a 1.93% improvement over DiT_{Large} Li et al. (2022). Intuitively, the results show that StrucTexTv2 is effective for semantic understanding on document image classification.

PubLayNet The experiment results on PubLayNet are presented in Tab. 2. It is observed that StrucTexTv2 achieves new state-of-the-art performance of 95.4% and 95.5% mAP scores for both small and large settings. StrucTexTv2_{Small} beats even LayoutLMv3_{Base} Huang et al. (2022) (the result of LayoutLMv3_{Large} is not released in the paper) which contains multi-modal inputs by 0.3%. We suggest that our dual-modal pre-training tasks can learn rich visual-textual representations of

Table 2: Performance comparisons on the PubLayNet validation set. The mAP @ IOU [0.50:0.95] is used as the metric.

Methods	mAP
BEiT _{Base}	93.1%
UDoc	93.9%
DiT _{Large}	94.9%
LayoutLMv3 _{Base}	95.1%
StrucTexTv2 _{Small}	95.4%
StrucTexTv2_{Large}	95.5%

Table 3: Performance comparisons on the WTW dataset. The F1-Score is used to measure the accuracy of cell coordinate when IOU=0.9.

Methods	F1-Score
Split+Heuristic Tensmeyer et al. (2019)	3.4%
Faster-RCNN Ren et al. (2017)	64.4%
TridenNet Li et al. (2019)	65.0%
CenterNet Duan et al. (2019)	73.1%
Cycle-CenterNet Long et al. (2021)	78.3%
StrucTexTv2_{Small}	78.9%

document images and performs excellently in confusing situations. Notably, StrucTexTv2_{Large} gets 0.1% mAP gain over that on StrucTexTv2_{Small}. We attribute this subtle improvement to the over-fitting to a certain extent with increasing model size.

WTW Tab.3 shows quantitative results of table structure recognition on the WTW dataset. StrucTexTv2 achieves the physical 78.9% F1-score among all published methods. We reconstruct the table structure based on the detection results of table cells. The superior performance of StrucTexTv2 largely due to the proposed pre-training framework.

FUNSD We evaluate StrucTexTv2_{Small} on both the document OCR and end-to-end information extraction tasks. As shown in Tab. 4, StrucTexTv2_{Small} achieves outstanding performance, 84.1% 1-NED for document OCR and 55.0% 1-NED for information extraction. Significantly, the whole network is end-to-end trainable. Compared to StrucTexT Li et al. (2021c) and LayoutLMv3 with need of separately stage-wise training strategies, our model alleviates the error propagation in a documental system with key information parsing.

Table 4: Performance comparisons on FUNSD. We present the Normalized Edit Distance (1-NED) for the word-level document OCR and the entity-level information extraction. The * denotes a multi-stage process in which the methods are applied using our OCR results and entity boxes for word grouping in information extraction.

The results of Document OCR		The results of Information Extraction	
Methods	1-NED	Methods	1-NED
DB+NRTR Sheng et al. (2019)	73.8%	StrucTexT _{Base} *	46.8%
Google Vision Google (2019)	76.4%	LayoutLMv3 _{Base} *	53.1%
StrucTexTv2_{Small}	84.1%	StrucTexTv2_{Small}	55.0%

4.4 ABLATION STUDY

To further examine the different contributions of StrucTexTv2, we conduct several ablation experiments, such as document layout analysis on PubLayNet, document image classification on RVL-CDIP, and end-to-end information extraction on FUNSD. All models in ablation study are pre-trained for 1 epoch with only 1M documents sampled from the IIT-CDIP dataset .

Encoding Structures In this study, we evaluate the impact of encoding structures by replacing the backbone of StrucTexTv2 with ViT Dosovitskiy et al. (2021) and SwinTransformer Liu et al. (2021). As shown in Tab. 5, the proposed network of StrucTexTv2_{Small} even achieves the better results of 92.5% accuracy and 94.9% mAP on RVL-CDIP and PubLayNet, respectively. The performance of two benchmarks dropped by 3.9% accuracy and 1.7% mAP with the ViT_{Base}. Replaced with the SwinTransformer_{Base}, the degradation is more obvious. In addition, StrucTexTv2_{Large} improves performance by 1.6% on RVL-CDIP and 0.7% on PubLayNet.

Pre-training Tasks In this study, we identify the contributions of different pre-training tasks. As shown in the bottom of Tab. 5, the MIM-only pre-trained model achieves an accuracy of 91.8% on RVL-CDIP and an mAP of 94.1% on PubLayNet. The MLM-only pre-trained model achieves 92.0% and 94.5% for the two datasets. The MLM and MIM can jointly exploit the multi-modal

Table 5: The ablation study on pre-training tasks and different encoding structures.

Model	#Param.	MIM	MLM	RVL-CDIP	PubLayNet
SwinT _{base} + FPN	176M	✓	✓	86.6%	92.2%
ViT _{base} + FPN	116M	✓	✓	88.6%	93.2%
StrucTexTv2 _{Large}	238M	✓	✓	94.1%	95.6%
StrucTexTv2 _{Small}	28M	✓		91.8%	94.1%
StrucTexTv2 _{Small}	28M		✓	92.0%	94.5%
StrucTexTv2 _{Small}	28M	✓	✓	92.5%	94.9%

feature representations in StrucTexTv2. By combining both the proposed pre-training tasks, the accuracy is improved to 92.5% on RVL-CDIP and the mAP achieves 94.9% on PubLayNet.

Table 6: The ablation study on the influence of masking ratios (MR.) with StrucTexTv2_{Small} on RVL-CDIP and PubLayNet.

MR.	RVL-CDIP	PubLayNet
0.15	92.1%	94.7%
0.30	92.5%	94.9%
0.45	91.7%	94.8%
0.60	92.4%	94.8%

Table 7: Consumption analysis on RVL-CDIP. We reimplement LayoutLMv3_{Base}* with open-source OCR engines to provide text. † denotes the cost of OCR process. All the models are inferred on a NVIDIA Tesla 80G A100.

Methods	OCR	GPU(MB)	Time(ms)
LayoutLMv3 _{Base} *	Tesseract	2,184+n/a†	22+1,105†
LayoutLMv3 _{Base} *	PaddleOCR	2,184+3,450†	22+252†
StrucTexTv2 _{Small}	None	2,276	56
StrucTexTv2 _{Large}	None	4,058	284

Masking Ratios We investigate the effect of training with different masking ratios. As shown in Tab.6, by replacing the masking ratio with 0.15, 0.30, 0.45 and 0.60, the accuracy of RVL-CDIP is 92.1%, 92.5%, 91.7% and 92.4%, respectively. We also report the results on PubLayNet, the mAP of PubLayNet is 94.7%, 94.9%, 94.8%, and 94.8%, respectively. It suggests that the best masking ratio of our pre-training tasks is 0.30. At the same time, It also suggests that the performance of downstream tasks is less sensitive to the selection of masking ratio.

Consumption Analysis As shown in Tab. 7, StrucTexTv2_{Small} consumes 56ms and 2,276MB GPU memory to infer one image on RVL-CDIP, while LayoutLMv3_{Base} spends more GPU memory or time with different OCR engines. It is observed that the OCR process of the two-stage method accounts for the vast majority of computation overhead. Thus, our OCR-free framework can achieve a better trade-off between performance and efficiency.

Masking Strategies The impact of adjusting text region-level masking to patch-level masking is evaluated in Tab.8. The performance drops a 4.2% accuracy score on RVL-CDIP and a 1.0% mAP on PubLayNet, which demonstrates the effectiveness of the proposed Text-Region masking strategy.

Table 8: Comparison between performance of different masking strategies on RVL-CDIP and PubLayNet. The model is only pre-trained with the MIM task.

Model	Masking strategy	RVL-CDIP	PubLayNet
StrucTexTv2 _{Small}	patch-level	87.4%	93.1%
StrucTexTv2 _{Small}	region-level	91.8%	94.1%

5 CONCLUSION

This work successfully explores a novel pre-training framework named StrucTexTv2 to learn visual-textual representations for document image understanding with image-only input. By performing text region-based image masking, and then predicting both corresponding visual and textual content, the proposed encoder can benefit from large-scale document images efficiently. Extensive

experiments on five document understanding tasks demonstrate the superiority of StrucTexTv2 over state-of-the-art methods, especially an improvement in both efficiency and effectiveness.

REFERENCES

- Srikar Appalaraju, Bhavan Jasani, Bhargava Urala Kota, Yusheng Xie, and R. Manmatha. Doc-former: End-to-end transformer for document understanding. In *ICCV*, pp. 973–983, 2021.
- Hangbo Bao, Li Dong, Songhao Piao, and Furu Wei. Beit: BERT pre-training of image transformers. In *ICLR*, 2022.
- Zhaowei Cai and Nuno Vasconcelos. Cascade R-CNN: delving into high quality object detection. In *CVPR*, pp. 6154–6162, 2018.
- Jingye Chen, Tengchao Lv, Lei Cui, Cha Zhang, and Furu Wei. Xdoc: Unified pre-training for cross-format document understanding. *CoRR*, 2022a.
- Xiaokang Chen, Mingyu Ding, Xiaodi Wang, Ying Xin, Shentong Mo, Yunhao Wang, Shumin Han, Ping Luo, Gang Zeng, and Jingdong Wang. Context autoencoder for self-supervised representation learning. *CoRR*, abs/2202.03026, 2022b.
- Brian L. Davis, Bryan S. Morse, Brian L. Price, Chris Tensmeyer, Curtis Wigington, and Vlad I. Morariu. End-to-end document recognition and understanding with dessert. In *ECCV*, volume 13804 of *Lecture Notes in Computer Science*, pp. 280–296, 2022.
- Jia Deng, Wei Dong, Richard Socher, Li-Jia Li, Kai Li, and Li Fei-Fei. Imagenet: A large-scale hierarchical image database. In *CVPR*, pp. 248–255, 2009.
- Jacob Devlin, Ming-Wei Chang, Kenton Lee, and Kristina Toutanova. BERT: pre-training of deep bidirectional transformers for language understanding. In *NAACL-HLT*, pp. 4171–4186, 2019.
- Alexey Dosovitskiy, Lucas Beyer, Alexander Kolesnikov, Dirk Weissenborn, Xiaohua Zhai, Thomas Unterthiner, Mostafa Dehghani, Matthias Minderer, Georg Heigold, Sylvain Gelly, Jakob Uszkoreit, and Neil Houlsby. An image is worth 16x16 words: Transformers for image recognition at scale. In *ICLR*, 2021.
- Kaiwen Duan, Song Bai, Lingxi Xie, Honggang Qi, Qingming Huang, and Qi Tian. Centernet: Keypoint triplets for object detection. In *ICCV*, pp. 6568–6577, 2019.
- Google. Google cloud vision. <https://cloud.google.com/vision>, 2019.
- Jiuxiang Gu, Jason Kuen, Vlad I. Morariu, Handong Zhao, Rajiv Jain, Nikolaos Barmpalios, Ani Nenkova, and Tong Sun. Unified pretraining framework for document understanding. In *NeurIPS*, pp. 39–50, 2021.
- Adam W. Harley, Alex Ufkes, and Konstantinos G. Derpanis. Evaluation of deep convolutional nets for document image classification and retrieval. In *ICDAR*, pp. 991–995, 2015.
- Kaiming He, Georgia Gkioxari, Piotr Dollár, and Ross B. Girshick. Mask R-CNN. In *ICCV*, pp. 2980–2988, 2017.
- Kaiming He, Xinlei Chen, Saining Xie, Yanghao Li, Piotr Dollár, and Ross B. Girshick. Masked autoencoders are scalable vision learners. In *CVPR*, pp. 15979–15988, 2022.
- Yupan Huang, Tengchao Lv, Lei Cui, Yutong Lu, and Furu Wei. Layoutlmv3: Pre-training for document AI with unified text and image masking. In *ACM Multimedia*, 2022.
- Guillaume Jaume, Hazim Kemal Ekenel, and Jean-Philippe Thiran. FUNSD: A dataset for form understanding in noisy scanned documents. In *ICDAR*, pp. 1–6, 2019.
- Geewook Kim, Teakgyu Hong, Moonbin Yim, JeongYeon Nam, Jinyoung Park, Jinyeong Yim, Wonseok Hwang, Sangdoon Yun, Dongyoon Han, and Seunghyun Park. Ocr-free document understanding transformer. In *ECCV*, volume 13688, pp. 498–517, 2022.

- Diederik P. Kingma and Jimmy Ba. Adam: A method for stochastic optimization. In Yoshua Bengio and Yann LeCun (eds.), *ICLR*, 2015.
- David D. Lewis, Gady Agam, Shlomo Argamon, Ophir Frieder, David A. Grossman, and Jefferson Heard. Building a test collection for complex document information processing. In Efthimis N. Efthimiadis, Susan T. Dumais, David Hawking, and Kalervo Järvelin (eds.), *ACM SIGIR*, pp. 665–666, 2006.
- Chenliang Li, Bin Bi, Ming Yan, Wei Wang, Songfang Huang, Fei Huang, and Luo Si. Structuralllm: Structural pre-training for form understanding. In *ACL/IJCNLP*, pp. 6309–6318, 2021a.
- Hui Li, Peng Wang, and Chunhua Shen. Towards end-to-end text spotting with convolutional recurrent neural networks. In *ICCV*, pp. 5248–5256, 2017.
- Junlong Li, Yiheng Xu, Tengchao Lv, Lei Cui, Cha Zhang, and Furu Wei. Dit: Self-supervised pre-training for document image transformer. In *ACM Multimedia*, pp. 3530–3539, 2022.
- Peizhao Li, Jiuxiang Gu, Jason Kuen, Vlad I. Morariu, Handong Zhao, Rajiv Jain, Varun Manjunatha, and Hongfu Liu. Selfdoc: Self-supervised document representation learning. In *CVPR*, pp. 5652–5660, 2021b.
- Yanghao Li, Yuntao Chen, Naiyan Wang, and Zhao-Xiang Zhang. Scale-aware trident networks for object detection. In *ICCV*, pp. 6053–6062, 2019.
- Yulin Li, Yuxi Qian, Yuechen Yu, Xiameng Qin, Chengquan Zhang, Yan Liu, Kun Yao, Junyu Han, Jingtuo Liu, and Errui Ding. Structext: Structured text understanding with multi-modal transformers. In *ACM Multimedia*, pp. 1912–1920, 2021c.
- Minghui Liao, Pengyuan Lyu, Minghang He, Cong Yao, Wenhao Wu, and Xiang Bai. Mask textspotter: An end-to-end trainable neural network for spotting text with arbitrary shapes. *TPAMI*, 43(2):532–548, 2021.
- Minghui Liao, Zhisheng Zou, Zhaoyi Wan, Cong Yao, and Xiang Bai. Real-time scene text detection with differentiable binarization and adaptive scale fusion. *TPAMI*, 45(1):919–931, 2023.
- Tsung-Yi Lin, Piotr Dollár, Ross B. Girshick, Kaiming He, Bharath Hariharan, and Serge J. Belongie. Feature pyramid networks for object detection. In *CVPR*, pp. 936–944, 2017.
- Weihong Lin, Qifang Gao, Lei Sun, Zhuoyao Zhong, Kai Hu, Qin Ren, and Qiang Huo. Vibertgrid: A jointly trained multi-modal 2d document representation for key information extraction from documents. In *ICDAR*, volume 12821, pp. 548–563, 2021.
- Pengfei Liu, Weizhe Yuan, Jinlan Fu, Zhengbao Jiang, Hiroaki Hayashi, and Graham Neubig. Pre-train, prompt, and predict: A systematic survey of prompting methods in natural language processing. *ACM Comput. Surv.*, 55(9):195:1–195:35, 2023.
- Ze Liu, Yutong Lin, Yue Cao, Han Hu, Yixuan Wei, Zheng Zhang, Stephen Lin, and Baining Guo. Swin transformer: Hierarchical vision transformer using shifted windows. In *ICCV*, pp. 9992–10002, 2021.
- Rujiao Long, Wen Wang, Nan Xue, Feiyu Gao, Zhibo Yang, Yongpan Wang, and Gui-Song Xia. Parsing table structures in the wild. In *ICCV*, pp. 924–932, 2021.
- Rafal Powalski, Lukasz Borchmann, Dawid Jurkiewicz, Tomasz Dwojak, Michal Pietruszka, and Gabriela Palka. Going full-tilt boogie on document understanding with text-image-layout transformer. In *ICDAR*, volume 12822, pp. 732–747, 2021.
- Alec Radford, Karthik Narasimhan, Tim Salimans, and Ilya Sutskever. Improving language understanding by generative pre-training. 2018.
- Aditya Ramesh, Mikhail Pavlov, Gabriel Goh, Scott Gray, Chelsea Voss, Alec Radford, Mark Chen, and Ilya Sutskever. Zero-shot text-to-image generation. In *ICML*, volume 139, pp. 8821–8831, 2021.

- Shaoqing Ren, Kaiming He, Ross B. Girshick, and Jian Sun. Faster R-CNN: towards real-time object detection with region proposal networks. *TPAMI*, 39(6):1137–1149, 2017.
- Fenfen Sheng, Zhineng Chen, and Bo Xu. NRTR: A no-recurrence sequence-to-sequence model for scene text recognition. In *ICDAR*, pp. 781–786, 2019.
- Xinying Song, Alex Salcianu, Yang Song, Dave Dopson, and Denny Zhou. Fast wordpiece tokenization. In Marie-Francine Moens, Xuanjing Huang, Lucia Specia, and Scott Wen-tau Yih (eds.), *EMNLP*, pp. 2089–2103, 2021.
- Yu Sun, Shuohuan Wang, Yu-Kun Li, Shikun Feng, Hao Tian, Hua Wu, and Haifeng Wang. ERNIE 2.0: A continual pre-training framework for language understanding. In *AAAI*, pp. 8968–8975, 2020.
- Chris Tensmeyer, Vlad I. Morariu, Brian L. Price, Scott Cohen, and Tony R. Martinez. Deep splitting and merging for table structure decomposition. In *ICDAR*, pp. 114–121, 2019.
- Jiapeng Wang, Chongyu Liu, Lianwen Jin, Guozhi Tang, Jiaxin Zhang, Shuaitao Zhang, Qianying Wang, Yaqiang Wu, and Mingxiang Cai. Towards robust visual information extraction in real world: New dataset and novel solution. In *AAAI*, pp. 2738–2745, 2021.
- Saining Xie, Ross B. Girshick, Piotr Dollár, Zhuowen Tu, and Kaiming He. Aggregated residual transformations for deep neural networks. In *CVPR*, pp. 5987–5995, 2017.
- Zhenda Xie, Zheng Zhang, Yue Cao, Yutong Lin, Jianmin Bao, Zhuliang Yao, Qi Dai, and Han Hu. Simmim: a simple framework for masked image modeling. In *CVPR*, pp. 9643–9653, 2022.
- Yang Xu, Yiheng Xu, Tengchao Lv, Lei Cui, Furu Wei, Guoxin Wang, Yijuan Lu, Dinei A. F. Florêncio, Cha Zhang, Wanxiang Che, Min Zhang, and Lidong Zhou. Layoutlmv2: Multi-modal pre-training for visually-rich document understanding. pp. 2579–2591, 2021a.
- Yiheng Xu, Minghao Li, Lei Cui, Shaohan Huang, Furu Wei, and Ming Zhou. Layoutlm: Pre-training of text and layout for document image understanding. In *ACM SIGKDD*, pp. 1192–1200, 2020.
- Yiheng Xu, Tengchao Lv, Lei Cui, Guoxin Wang, Yijuan Lu, Dinei Florêncio, Cha Zhang, and Furu Wei. Layoutxlm: Multimodal pre-training for multilingual visually-rich document understanding. *CoRR*, abs/2104.08836, 2021b.
- Yiheng Xu, Tengchao Lv, Lei Cui, Guoxin Wang, Yijuan Lu, Dinei A. F. Florêncio, Cha Zhang, and Furu Wei. XFUND: A benchmark dataset for multilingual visually rich form understanding. In *ACL*, pp. 3214–3224, 2022.
- Xu Zhong, Jianbin Tang, and Antonio Jimeno-Yepes. Publaynet: Largest dataset ever for document layout analysis. In *ICDAR*, pp. 1015–1022, 2019.

A APPENDIX

A.1 STRUCTEXTV2 FOR FORM UNDERSTANDING

To more accurately verify the capability of StrucTexTv2 on semantic learning, we evaluate the performance of our pre-trained model on FUNSD for form understanding. We build a classification layer to predict four categories (question, answer, header, or other) for each semantic entity. As shown in Tab. 9, the entity-level F1-score of StrucTexTv2_{Small} is 89.23% and the entity-level F1-Score of StrucTexTv2_{Large} is 91.82%, which achieve comparable performance with the latest state-of-the-art methods. StrucTexTv2 achieves great semantic learning while the ground-truth OCR is utilized on FUNSD. However, it needs to be explained that our method can present better end-to-end information extraction results than the two-stage methods with the actual OCR engine, which is more referential for practical applications.

Table 9: Experimental results and performance comparison of the form understanding task on FUNSD. The entity-level F1-Score is used to measure model accuracy.

Methods	#Params.	FUNSD
DocFormer _{Base} Appalaraju et al. (2021)	183M	83.34%
SelfDoc Li et al. (2021b)	-	83.36%
LayoutLMv2 _{Large} Xu et al. (2021a)	426M	84.20%
DocFormer _{Large} Appalaraju et al. (2021)	536M	84.55%
StructuralLM _{Large} Li et al. (2021a)	355M	85.14%
UDoc Gu et al. (2021)	272M	87.93%
StrucTexTv2 _{Small}	28M	89.23%
XDoc Chen et al. (2022a)	146M	89.40%
LayoutLMv3 _{Base} Huang et al. (2022)	133M	90.29%
StrucTexTv2 _{Large}	238M	91.82%
LayoutLMv3 _{Large} Huang et al. (2022)	368M	92.08%

A.2 STRUCTEXTV2 IN CHINESE

To further analyze StrucTexTv2 in the Chinese language, we pre-train StrucTexTv2_{Small}[†] with extra collected Chinese document images and evaluate the model on XFUND-ZH Xu et al. (2022). XFUND is a multi-lingual extended dataset of the FUNSD Jaume et al. (2019) in 7 languages. StrucTexTv2_{Small}[†] directly adopts the text recognition model from PaddleOCR since only 149 train images of XFUND-ZH can not fulfill the recognition branch training for the end-to-end information extraction task. Experiment results in Tab. 10 show that StrucTexTv2 can benefit the task of document image understanding in Chinese.

Table 10: Experimental results on XFUND-ZH. We re-implement LayoutXLM_{Base}^{*} with PaddleOCR to provide OCR results. The Normalized Edit Distance (1-NED) is used to evaluate for the end-to-end information extraction task.

Methods	OCR	1-NED
LayoutXLM _{Base} [*] Xu et al. (2021b)	PaddleOCR	60.40%
StrucTexTv2 _{Small} [†]	Text Recognition Only	67.46%

A.3 ABLATION STUDY FOR IMAGE RESOLUTION

In this ablation, we investigate the impact of training with different image resolutions. As shown in Tab.11, by replacing the resolution of input images with 224 * 224, 512 * 512, and 960 * 960, the accuracy of RVL-CDIP is 89.5%, 90.4%, and 92.5%, respectively. We also report the results on PubLayNet, the F1-Score of PubLayNet is 94.9%, 92.1%, and 85.9%, respectively. It suggests

that the best image resolution of our pre-training tasks is $960 * 960$. The performance of image-only vision tasks is more sensitive to the selection of resolution of the input.

Table 11: Ablation study for Different Image Resolution.

Image Resolution	Pre-train Tasks	RVL-CDIP	PubLayNet
224*224	MLM+MIM	89.5%	85.9%
512*512	MLM+MIM	90.4%	92.1%
960*960	MLM+MIM	92.5%	94.9%

A.4 ABLATION STUDY FOR OCR SELECTION

In this ablation, we look at the impact of various thresholds used in OCR selection for pre-training. We choose a commercial OCR engine to get the OCR results of the pre-training data. Besides the coordinates and text content, we keep the confidence score for each OCR word. For our pre-training, only the high-confidence word with a score above 0.8 was retained. Then the masked words are selected within the preserved text. We conduct experiments to analyze the impacts of the quality of OCR results on our pre-trained model via performing different score thresholds. As shown in Tab.12, the performance decreases from 55.0% to 54.9% and 54.8% by replacing the score threshold from 0.8 to 0.6 and 0.4 on FUNSD, respectively. Similarly, on RVL-CDIP, only slight modifications in accuracy by replacing the score threshold from 0.8 to 0.6 and 0.4. The subtle performance changes in downstream tasks suggest that StrucTexTv2 is robust against the selection of word’s thresholds.

Table 12: Ablation study for the impacts of different thresholds used in OCR selection. The model is pre-trained with only MIM task.

OCR	RVL-CDIP	FUNSD
threshold=0.8	93.4%	55.0%
threshold=0.6	93.4%	54.9%
threshold=0.4	93.3%	54.8%

A.5 QUALITATIVE RESULTS OF MASK IMAGE MODELING

The qualitative results of Mask Image Modeling, which are shown in Fig. 3, express that StrucTexTv2 is capable of recovering the RGB value of the randomly selected masked text regions according to the surrounding context.




Figure 3: The qualitative results of Mask Image Modeling. From left to right: the masked document image, document reconstruction without content information from MLM, and document reconstruction with content information from MLM.