

Online On-Demand Multi-Robot Coverage Path Planning

Ratijit Mitra¹ and Indranil Saha²

Abstract—We present an online centralized path planning algorithm to cover a large, complex, unknown workspace with multiple homogeneous mobile robots. Our algorithm is horizon-based, synchronous, and on-demand. The recently proposed horizon-based synchronous algorithms compute the paths for all the robots in each horizon, significantly increasing the computation burden in large workspaces with many robots. As a remedy, we propose an algorithm that computes the paths for a subset of robots that have traversed previously computed paths entirely (thus on-demand) and reuses the previously computed paths for the other robots. We formally prove that the algorithm guarantees the complete coverage of the unknown workspace. Experimental results show that our algorithm scales to hundreds of robots in large workspaces and consistently outperforms a state-of-the-art online multi-robot centralized coverage path planning algorithm. We also perform ROS+Gazebo simulations in five 2D grid benchmark workspaces with 10 Quadcopters and one real experiment with two Quadcopters in an outdoor experiment, to establish the practical feasibility of our algorithm.

I. INTRODUCTION

Coverage Path Planning (CPP) deals with finding conflict-free routes for a fleet of robots to make them visit the obstacle-free regions of a given workspace completely to accomplish some designated task. It has numerous applications in indoor environments, e.g., vacuum cleaning [1], [2], industrial inspection [3], etc., as well as in outdoor environments, e.g., road sweeping [4], lawn mowing [5], precision farming [6], [7], surveying [8], [9], search and rescue operations [10], [11], demining a battlefield [12], etc. A CPP algorithm, often called a Coverage Planner (CP), is said to be *complete* if it guarantees coverage of the entire obstacle-free region. Though a *single* robot is enough to achieve complete coverage of a small environment (e.g., [13], [14], [15], [16], [17], [18], [19], [20]), *multiple* robots (e.g., [21], [22], [23], [24], [9], [2], [25], [26], [27]) facilitate complete coverage of a large environment more quickly. However, the design complexity of the CP grows significantly to exploit the benefit of having multiple robots.

For several CPP applications, the obstacle map of the workspace is not known a priori. Thus, the *offline* CPs (e.g., [28], [29], [30], [14], [1], [24], [31], [32], [33]) that require the obstacle map beforehand are not useful here. Rather, we need an *online* CP (e.g., [34], [35], [36], [37], [38], [39], [40], [25], [41]) that runs through multiple rounds to cover the entire workspace gradually. In each round, the robots explore some unexplored regions, and the CP subsequently

finds the subpaths to cover the explored obstacle-free regions not covered so far.

Based on where the CP runs, we can classify it as either *centralized* or *distributed*. A centralized CP (e.g., [42], [34], [36], [30], [14], [39], [15], [24], [43], [44]) runs at a server and is responsible for finding all the paths alone. In contrast, a distributed CP (e.g., [45], [46], [47], [48], [49], [50], [51], [52], [53]) runs at every robot as a local instance, and these local instances *collaborate* among themselves to find individual paths. The distributed CPs are computationally faster as they only deal with the local state spaces. But, they find highly inefficient paths due to the lack of global knowledge about the state space. Despite having high computation time, the centralized CPs can provide a shorter mission completion time as they can find highly efficient paths by exploiting the global state space. The recently proposed online multi-robot centralized coverage planner GAMRCPP [44] demonstrates this capability, thereby outperforming the state-of-the-art online multi-robot distributed coverage planner BoB [50].

This paper aims to develop a highly scalable online multi-robot centralized CP that guarantees complete workspace coverage. Due to the scalability potential of GAMRCPP, we study the possibility of improving it so that the new CP scales for hundreds of robots in large workspaces. In each horizon of GAMRCPP, the CP plans for all the robots *synchronously* (i.e., at the same time) using the currently available information about the workspace to ensure the coverage of at least one goal. These generated paths may have different lengths. A naive approach considered by GAMRCPP_{MAX} [44], a variant of GAMRCPP, to decide the horizon length is to set it as the *maximum* length of the generated paths. But, this approach has two major drawbacks. First, the robots reaching their goals earlier must wait for the robots with the longest paths to reach their goals. Second, the CP misses the opportunity to plan based on the accumulated intermediate information, which might lead to a better robot-goal assignment. To address these two issues, GAMRCPP advocates using the *minimum* length of the generated paths to be the horizon length and shows that this approach significantly outperforms the former.

A major bottleneck of GAMRCPP is that it generates the paths for *all* the robots synchronously in each horizon, which prevents it from scaling for hundreds of robots in large workspaces. Furthermore, GAMRCPP decides the horizon length based on the minimum path length and *discards* the remaining paths for the robots with longer paths. Finding a better goal assignment for those robots in the next horizon is possible, but discarding the already generated paths leads to considerable wastage. In this paper, we propose an alternative

¹Ratijit Mitra and ²Indranil Saha are with the Department of Computer Science and Engineering, Indian Institute of Technology Kanpur, Uttar Pradesh - 208016, India {ratijit, isaha}@iitk.ac.in

approach where, like GAMRCPP, the CP decides the horizon length based on the minimum path length but *keeps* the remaining paths for the robots with longer paths for traversal in the subsequent horizons. Thus, in a horizon, our proposed CP has to synchronously generate the paths for only those robots for which no remaining path is available, hence *on-demand*. However, this new on-demand approach brings the additional challenge of computing the new paths under the constraint of the remaining paths for some robots. Our CP tackles this challenge in a sound and efficient manner.

We formally prove that the proposed CP is guaranteed to achieve complete coverage. To evaluate its performance, we consider eight large 2D grid-based benchmark workspaces of varying size and obstacle density and two types of robots, TurtleBot [54], which is a ground robot, and Quadcopter, which is an aerial robot, for their coverage. We vary the number of robots from 128 to 512 and choose *mission time* as the comparison metric, which is the time required to attain complete coverage. We compare our proposed CP with GAMRCPP and show that it outperforms GAMRCPP consistently for all instances involving large numbers of robots. We further demonstrate the practical feasibility of our algorithm through ROS+Gazebo simulations and real experiments.

II. PROBLEM

A. Preliminaries

Let \mathbb{R} and \mathbb{N} denote the set of real numbers and natural numbers, respectively, and \mathbb{N}_0 denote the set $\mathbb{N} \cup \{0\}$. Also, for $m \in \mathbb{N}$, we write $[m]$ to denote the set $\{n \in \mathbb{N} \mid n \leq m\}$, and $[m]_0$ to denote the set $[m] \cup \{0\}$. The size of the countable set S is denoted by $|S| \in \mathbb{N}_0$. Furthermore, we denote the set $\{0, 1\}$ of Boolean values by \mathbb{B} .

1) *Workspace*: We consider an unknown 2D workspace W represented as a grid of size $X \times Y$, where $X, Y \in \mathbb{N}$. Thus, W is represented as a set of *non-overlapping square-shaped grid cells* $\{(x, y) \mid x \in [X] \wedge y \in [Y]\}$, some of which are *obstacle-free* (denoted by W_{free}) and *traversable* by the robots, while the rest are *static obstacle-occupied* (denoted by W_{obs}), which are not. Note that W_{free} and W_{obs} are not known initially. We assume that W_{free} is *strongly connected* and W_{obs} is *fully occupied* with obstacles.

2) *Robots and their States*: We employ a team of $R \in \mathbb{N}$ *failure-free homogeneous mobile* robots, where each robot fits entirely within a cell. We denote the $i \in [R]$ -th robot by r^i and assume that r^i is *location-aware*. Let the state of r^i at the $j \in \mathbb{N}_0$ -th *discrete* time step be s_j^i , which is a tuple of its *location* and possibly *orientation* in the workspace. We define a function \mathcal{L} that takes a state s_j^i as input and returns the corresponding location as a tuple. Initially, the robots get deployed at different obstacle-free cells, comprising *the set of start states* $S = \{s_0^i \mid i \in [R] \wedge \mathcal{L}(s_0^i) \in W_{free} \wedge \forall j \in [R] \setminus \{i\}. \mathcal{L}(s_0^j) \neq \mathcal{L}(s_0^i)\}$. We also assume that each r^i is equipped with four *laser rangefinders* on all four sides to detect obstacles in the four neighboring cells they are facing.

3) *Motions and Paths of the robots*: The robots have a common *set of motion primitives* M to change their states in the next time step. It also contains a unique motion primitive $\text{Halt}(H)$ to keep the state of a robot unchanged in the next step. Each motion primitive $\mu \in M$ is associated with some cost $\text{cost}(\mu) \in \mathbb{R}$, e.g., distance traversed, energy consumed, etc. We assume that all the motion primitives take the same $\tau \in \mathbb{R}$ unit time for execution. Initially, the path π^i for robot r^i contains its start state s_0^i . So, the *length* of π^i , denoted by $\Lambda \in \mathbb{N}_0$, is said to be 0. But, when a *finite sequence* of motion primitives $(\mu_j \in M)_{j \in [\Lambda]}$ of length $\Lambda > 0$ gets applied to s_0^i , it results in generating the Λ -length path π^i . Therefore, π^i is a finite sequence $(s_j^i)_{j \in [\Lambda]_0}$ of length $\Lambda + 1$ of the states of r^i :

$$s_{j-1}^i \xrightarrow{\mu_j} s_j^i, \forall j \in [\Lambda].$$

Thus, π^i has the cost $\text{cost}(\pi^i) = \sum_{j \in [\Lambda]} \text{cost}(\mu_j)$. Note that we can make *the set of paths* $\Pi = \{\pi^i \mid i \in [R]\}$ of all the robots *equal-length* Λ by suitably applying H at their ends.

Example 1: For illustration, we consider TurtleBot [54]. A TurtleBot not only *drives* forward to change its location but also *rotates* around its axis to change its orientation. So, the state of a TurtleBot is $s_j^i = (x, y, \theta)$, where $(x, y) \in W$ is its location in the workspace and $\theta \in \{\text{East}(E), \text{North}(N), \text{West}(W), \text{South}(S)\}$ is its orientation at that location. The set of motion primitives is given by $M = \{\text{Halt}(H), \text{TurnRight}(TR), \text{TurnLeft}(TL), \text{MoveNext}(MN)\}$, where TR turns the TurtleBot 90° *clockwise*, TL turns the TurtleBot 90° *counterclockwise*, and MN *moves* the TurtleBot to the next cell pointed by its orientation θ .

B. Problem Definition

With this, we formally define the CPP problem below.

Problem 1 (Complete Coverage Path Planning): Given an unknown workspace W , start states S of R robots and their motion primitives M , find paths Π of equal-length Λ for the robots such that the following two conditions hold:

Cond. i: Each path π^i must satisfy the following:

- 1) $\forall j \in [\Lambda]_0 \mathcal{L}(s_j^i) \in W_{free}$, [Avoid obstacles]
- 2) $\forall j \in [\Lambda]_0 \forall k \in [R] \setminus \{i\} \mathcal{L}(s_j^i) \neq \mathcal{L}(s_j^k)$, [Avert same cell collisions]
- 3) $\forall j \in [\Lambda] \forall k \in [R] \setminus \{i\} \neg((\mathcal{L}(s_{j-1}^i) = \mathcal{L}(s_j^k)) \wedge (\mathcal{L}(s_j^i) = \mathcal{L}(s_{j-1}^k)))$. [Avert head-on collisions]

Cond. ii: Each obstacle-free cell must get visited by at least one robot, i.e., $\bigcup_{i \in [R]} \bigcup_{j \in [\Lambda]_0} \{\mathcal{L}(s_j^i)\} = W_{free}$.

III. ON-DEMAND CPP FRAMEWORK

This section presents the proposed centralized horizon-based online multi-robot on-demand CPP approach for complete coverage of an unknown workspace whose size and boundary are only known to the CP and the mobile robots.

Due to the limited range of the fitted laser rangefinders, each robot gets a *partial* view of the unknown workspace, called the *local view*. Initially, all the robots share their initial local views with the CP by sending *requests* for paths.

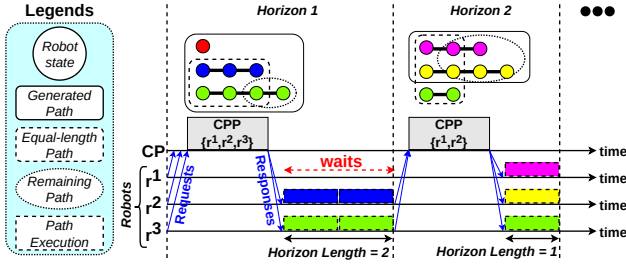


Fig. 1: Overview of on-demand CPP

The CP then fuses these local views to get the *global view* of the workspace. Based on the global view, it attempts to generate collision-free paths for the robots, possibly of different lengths. The robots with *non-zero-length* paths are said to be *active*, while the rest are *inactive*. Next, the CP determines the horizon length as the minimum path length of the active robots. Subsequently, it makes the paths of the active robots of length equal to that horizon length. If any active robot's path length exceeds the horizon length, the CP stores the remaining part for future horizons. Finally, the CP provides these equal-length paths to respective active robots by sending *responses*. As the CP has failed to find paths for the inactive robots in the current horizon, it considers them again in the next horizon. However, the active robots follow the received paths synchronously and update their local views accordingly. Upon finishing the execution of their current paths, they share their updated local views with the CP again. In the next horizon, after updating the global view, the CP attempts to generate paths for the previous horizon's inactive robots and active robots who have completed following their paths. In other words, the CP generates paths for only those robots with no remaining path, called the *participants*. Note that the robots with remaining paths computed in the previous horizon become the *non-participants* (inherently active) in the next horizon. Moreover, the CP does not alter the non-participants' remaining paths while generating the participants' paths.

Example 2: In Figure 1, we show a schematic diagram of the on-demand CPP approach for three robots in an arbitrary workspace. In horizon 1, the CP finds paths of lengths 0, 2, and 3 for the participants r^1 , r^2 , and r^3 , respectively. Observe that only r^2 and r^3 are active. As the horizon length turns out to be 2, the CP stores the remaining part of r^3 's path. Now, r^2 and r^3 follow their equal-length paths while r^1 waits. In horizon 2, however, the CP finds paths only for r^1 and r^2 (notice the new colors) as non-participant r^3 already has its remaining path (notice the same color) found in horizon 1.

A. Data structures at CP

Before delving deep into the processes that run at each robot r^i (Algorithm 1) and the CP (Algorithm 2), we define the data structures that the CP uses for computation.

Let Σ_{rem} denote the set $\{\sigma_{rem}^i \mid i \in [R]\}$ of remaining paths of all the robots for the next horizon, where σ_{rem}^i denotes the remaining path for r^i . Initially, none of the robots has any remaining path, i.e., σ_{rem}^i is NULL for each r^i . We denote the set of indices of the robots participating

Algorithm 1: Robot(i, s_0^i, X, Y)

```

1  $W^i \leftarrow \text{init\_localview}(s_0^i, X, Y)$ 
2  $M_{req}[\text{id}, \text{state}, \text{view}] \leftarrow [i, s_0^i, W^i]$  // Create  $M_{req}$ 
3 while true do
4    $\text{send\_localview}(M_{req})$ 
5    $\sigma^i \leftarrow \text{receive\_path}(M_{res})$ 
6    $W^i \leftarrow \text{follow\_path}(\sigma^i)$ 
7    $M_{req}[\text{state}, \text{view}] \leftarrow [s_{|\sigma^i|}^i, W^i]$  // Update  $M_{req}$ 
```

in the current horizon by $I_{par} \subseteq [R]$ and the number of requests received in the current horizon by $N_{req} \in [R]_0$. Also, $N_{act} \in [R]_0$ denotes the number of active robots in the current horizon. By I_{par}^{inact} , we denote the set of indices of the inactive robots of the previous horizon, and by S^{inact} , their start states. So, the CP must incorporate the robots I_{par}^{inact} into the planning of the current horizon. Finally, \tilde{W}_g denotes the goals at which the remaining paths end. So, \tilde{W}_g remains reserved for the corresponding robots and cannot be assigned to any other robot hereafter.

B. Overall On-Demand Coverage Path Planning

In this section, we present the overall on-demand CPP approach in detail. First, we explain Algorithm 1, which runs at the robots' end. Each robot r^i initializes its local view $W^i = \langle W_u^i, W_o^i, W_g^i, W_c^i \rangle$ (line 1), where W_u^i, W_o^i, W_g^i , and W_c^i are the set of unexplored, obstacle, goal, and covered cells, respectively, due to the partial visibility of the workspace. Subsequently, r^i creates a request message $M_{req}[\text{id}, \text{state}, \text{view}]$ (line 2) and sends that to the CP (line 4) to inform about its local view. Then, r^i waits for a response message $M_{res}[\text{path}]$ (line 5) from the CP. Upon receiving, r^i extracts its path into σ^i and starts to follow it (line 6). While following, r^i explores newly visible cells and accordingly updates W^i . Finally, once it reaches the last state $s_{|\sigma^i|}^i$ of σ^i , it updates its M_{req} (line 7) to inform the CP about its updated W^i . The same communication cycle continues between r^i and the CP in a **while** loop (lines 3-7). Here, we assume that the *communication medium* is *reliable* and each communication takes negligible time.

We now describe Algorithm 2 in detail, which runs at the CP's end. After initializing the required data structures (lines 1-4), the CP starts a *service* (lines 5-18) to receive requests from the robots in a mutually exclusive manner. Upon receiving a M_{req} from r^i (line 6), the CP checks whether r^i has any remaining path σ_{rem}^i or not (line 7). If r^i has, it does not participate in the planning of the current horizon. Otherwise (lines 7-9), r^i participates and so the CP adds r^i 's ID $\{i\}$ into I_{par} , and current state into S . In either case, the CP updates the global view of the workspace $W = \langle W_u, W_o, W_g, W_c \rangle$ *incrementally* (line 10).

In `update_globalview` (lines 19-32), first, the CP extracts the local view W^i of r^i (line 20). Then, it marks all the cells visited by r^i as covered in the global view W (lines 21-23). Next, the CP marks any unexplored cell in W as a goal if r^i classifies that cell as a goal (lines 24-26). Similarly, the CP marks any unexplored cell in W as

Algorithm 2: OnDemCPP(R, X, Y)

```

1  $\Sigma_{rem} \leftarrow \{\text{NULL} \mid i \in [R]\}$  // Init.
2  $I_{par} \leftarrow \emptyset, S \leftarrow \emptyset, I_{par}^{inact} \leftarrow \emptyset, S^{inact} \leftarrow \emptyset, W \leftarrow \emptyset, \widetilde{W}_g \leftarrow \emptyset, \Pi \leftarrow \emptyset$ 
3  $N_{req} \leftarrow 0$  // Number of requests
4  $N_{act} \leftarrow R$  // Number of active robots
5 Service receive_localview( $M_{req}$ ):
6    $i \leftarrow M_{req}.id$  // Robot ID
7   if  $\sigma_{rem}^i = \text{NULL}$  then
8      $I_{par} \leftarrow I_{par} \cup \{i\}$  //  $r^i$  is a participant
9      $S \leftarrow S \cup \{M_{req}.state\}$ 
10    update_globalview( $M_{req}.view$ )
11     $N_{req} \leftarrow N_{req} + 1$ 
12    if ( $N_{req} = N_{act}$ ) then
13       $I_{par} \leftarrow I_{par} \cup I_{par}^{inact}$  // Formerly inactive
14       $S \leftarrow S \cup S^{inact}$ 
15       $\Sigma \leftarrow \text{OnDemCPP\_Hor}()$  // Equal-length paths
16      send_paths_to_active_robots( $\Sigma$ )
17       $I_{par} \leftarrow \emptyset, S \leftarrow \emptyset$  // Reinit.
18       $N_{req} \leftarrow 0$ 
19 Function update_globalview( $M_{req}.view$ ):
20    $W^i \leftarrow M_{req}.view$  // Local view of  $r^i$ 
21   for  $(x, y) \in W_c^i$  do
22     if  $(x, y) \notin W_c$  then
23        $W_c \leftarrow W_c \cup \{(x, y)\}$  // Covered
24   for  $(x, y) \in W_g^i$  do
25     if  $(x, y) \in W_u$  then
26        $W_g \leftarrow W_g \cup \{(x, y)\}$  // Goal
27    $W_g \leftarrow W_g \setminus W_c$ 
28   for  $(x, y) \in W_o^i$  do
29     if  $(x, y) \in W_u$  then
30        $W_o \leftarrow W_o \cup \{(x, y)\}$  // Obstacle
31    $W_o \leftarrow W_o \setminus W_c$ 
32    $W_u \leftarrow ([X] \times [Y]) \setminus (W_c \cup W_g \cup W_o)$ 
33 Function send_paths_to_active_robots( $\Sigma$ ):
34   parallel for  $i \in [R] \setminus I_{par}^{inact}$  do
35      $M_{res}.path \leftarrow \sigma^i$  // Create  $M_{res}$ 
36     send_path( $M_{res}, i$ )
37 Function OnDemCPP_Hor():
38    $\Sigma' \leftarrow \emptyset$  // Participants' collision-free paths
39   if  $(W_g \setminus \widetilde{W}_g) \neq \emptyset$  then
40      $\Sigma' \leftarrow \text{CPFForPar}(W, \widetilde{W}_g, I_{par}, S, M, R, \Sigma_{rem})$ 
41   else if  $I_{par} \neq [R]$  then
42     for  $i \in I_{par}$  do
43        $\sigma^i \leftarrow s_0^i$ 
44        $\Sigma' \leftarrow \Sigma' \cup \{\sigma^i\}$ 
45   else
46     exit() // Coverage Complete !!!
47    $\Sigma'_{all} \leftarrow \text{combine\_paths}(I_{par}, \Sigma', R, \Sigma_{rem})$ 
48    $\lambda \leftarrow \text{determine\_horizon\_length}(\Sigma'_{all})$ 
49    $\Sigma \leftarrow \text{get\_equal\_length\_paths}(\Sigma'_{all}, \lambda)$ 
50   return  $\Sigma$ 
51 Function get_equal_length_paths( $\Sigma'_{all}, \lambda$ ):
52    $\Sigma \leftarrow \emptyset, \Sigma_{rem} \leftarrow \emptyset, \widetilde{W}_g \leftarrow \emptyset, I_{par}^{inact} \leftarrow \emptyset, S^{inact} \leftarrow \emptyset$ 
53    $N_{act} \leftarrow 0$  // Reinit.
54   for  $i \in [R]$  do
55     if  $|\sigma'_{all}| > 0$  then
56        $N_{act} \leftarrow N_{act} + 1$  //  $r^i$  is active
57        $\langle \sigma^i, \sigma_{rem}^i \rangle \leftarrow \text{split\_path}(\sigma'_{all}, \lambda)$ 
58        $\Sigma \leftarrow \Sigma \cup \{\sigma^i\}$ 
59       if  $|\sigma'_{rem}| > 0$  then
60          $\widetilde{W}_g \leftarrow \widetilde{W}_g \cup \{\mathcal{L}(s_{|\sigma'_{all}|}^i)\}$  // Reserve
61     else
62        $\sigma_{rem}^i \leftarrow \text{NULL}$ 
63        $\pi^i \leftarrow \pi^i : \sigma^i$  // Concat.
64   else
65      $I_{par}^{inact} \leftarrow I_{par}^{inact} \cup \{i\}$  //  $r^i$  is inactive
66      $S^{inact} \leftarrow S^{inact} \cup \{s_0^i\}$ 
67      $\sigma_{rem}^i \leftarrow \text{NULL}$ 
68      $\pi^i \leftarrow \pi^i : \text{dummy\_path}(s_0^i, \lambda)$  // Concat.
69      $\Sigma_{rem} \leftarrow \Sigma_{rem} \cup \{\sigma_{rem}^i\}$ 
70   return  $\Sigma$ 

```

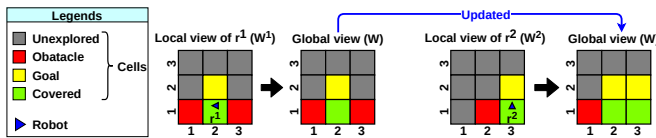


Fig. 2: Incremental updation of the global view W

an obstacle if r^i classifies that cell as an obstacle (lines 28-30). As r^i visits some previously found goals, making them covered, the CP filters out those covered cells from W_g (line 27). Also, as a robot cannot distinguish between an obstacle and another robot using the fitted laser rangefinders, the CP filters out those covered cells from W_o that previously posed as obstacles (line 31). Finally, the CP marks the remaining cells in W as unexplored (line 32).

Example 3: In Figure 2, we show an example, where two robots, namely r^1 and r^2 with initial states $(2, 1, W)$ and $(3, 1, N)$, respectively, get deployed in a 3×3 workspace. Notice that r^2 appears as an obstacle to r^1 in its local view W^1 . Likewise, r^1 appears as an obstacle to r^2 in its local view W^2 . Without loss of generality, we assume the

CP receives requests from r^1 first and then from r^2 and incrementally updates the global view W accordingly.

Once the CP receives all the requests from the active robots of the previous horizon (lines 11-12), it makes the inactive robots of the previous horizon I_{par}^{inact} participants (lines 13-14). Then, it invokes `OnDemCPP_Hor` (line 15), which does the path planning for the current horizon (we describe in Section III-C). `OnDemCPP_Hor` updates I_{par}^{inact} , which now contains the inactive robots of the current horizon, and returns the equal-length paths Σ for the active robots $[R] \setminus I_{par}^{inact}$ of the current horizon. So, the CP simultaneously sends paths to those active robots through response messages M_{res} (lines 16 and 33-36). Finally, it reinitializes some data structures for the next horizon (lines 17-18).

C. Coverage Path Planning in the Current Horizon

Here we describe the rest of Algorithm 2. Recall that the CP has already assigned the goals \widetilde{W}_g to the non-participants in some past horizons. In `OnDemCPP_Hor` (lines 37-50), first, the CP checks whether there are *unassigned* goals, i.e.,

Algorithm 3: CPPForPar($W, \widetilde{W}_g, I_{par}, S, M, R, \Sigma_{rem}$)

Result: Collision-free paths for the participants (Σ')

- 1 $\langle \Gamma, \Phi \rangle \leftarrow \text{COPForPar}(W, \widetilde{W}_g, I_{par}, S, M)$
 - 2 $\Sigma' \leftarrow \text{CFPPForPar}(\Gamma, \Phi, I_{par}, R, \Sigma_{rem})$
-

Algorithm 4: COPForPar($W, \widetilde{W}_g, I_{par}, S, M$)

Result: Opt. assignment (Γ) and corresponding paths (Φ)

- 1 $\langle \Delta, L_\Delta \rangle \leftarrow \text{compute_optimal_costs}(W, \widetilde{W}_g, I_{par}, S, M)$
 - 2 $\Gamma \leftarrow \text{compute_optimal_assignments}(\Delta, I_{par})$
 - 3 $\Phi \leftarrow \text{get_optimal_paths}(L_\Delta, \Gamma, I_{par})$
-

active. As λ is found to be 1, r^1 visits its reserved goal, which the CP removes from \widetilde{W}_g and resets σ_{rem}^1 . In horizon 3, the CP receives only 1 request (from r^1), but both the robots participate.

D. Coverage Path Planning for the Participants

In detail, we now present CPPForPar (Algorithm 3), which in every invocation, generates the collision-free paths only for the participants without altering the remaining paths for the non-participants. It is a modified version of Algorithms 2 and 3 of [44] combined, which uses the idea of *Goal Assignment-based Prioritized Planning* to generate the collision-free paths for all the robots. Let R^* and G^* be the number of participants and unassigned goals in the current horizon. So, $R^* = |I_{par}| = |S|$ and $G^* = |W_g \setminus \widetilde{W}_g|$. The problem of optimally visiting G^* unassigned goals with R^* participants is a *Multiple Traveling Salesman Problem* [55], which is *NP-hard*. Hence, it is computationally costly when R^* , G^* , or both are large. So, the CP generates the participants' paths in two steps without guaranteeing optimality. First, it assigns the participants to the unassigned goals in a cost-optimal way and finds their optimal paths (line 1 and Algorithm 4). Then, if needed, it makes those optimal paths collision-free by adjusting them using a greedy method (line 2 and Algorithm 5), thereby may lose optimality.

1) *Sum-of-Costs-optimal goal assignment and corresponding paths:* First, we construct a *weighted state transition graph* \mathcal{G}_Δ . Its vertices $\mathcal{G}_\Delta.V$ are the all possible states of the participants s.t. $\mathcal{L}(s) \in W_g \cup W_c, \forall s \in \mathcal{G}_\Delta.V$. And its edges $\mathcal{G}_\Delta.E$ are the all possible transitions among the states, i.e., $e(s', s'') \in \mathcal{G}_\Delta.E$ iff $s', s'' \in \mathcal{G}_\Delta.V$ and $\exists \mu \in M$ s.t. $s' \xrightarrow{\mu} s''$. Moreover, the weight of an edge e is $\text{cost}(\mu)$. Now, for each pair of participant r^i (i.e., $i \in I_{par}$) and unassigned goal $\gamma^j \in W_g \setminus \widetilde{W}_g$ (i.e., $j \in [G^*]$), we run the A* algorithm [56], [57] to compute the optimal path that originates from the start state s_0^i and terminates at the state s s.t. $\mathcal{L}(s) = \gamma^j$. We store the cost of the path in $\Delta[i][j] \in \mathbb{R}$, and the corresponding path in $L_\Delta[i][j]$ (line 1 of Algorithm 4). Next, we apply the Hungarian algorithm [58], [59] on Δ to find the cost-optimal assignment $\Gamma : I_{par} \rightarrow [G^*] \cup \{\text{NULL}\}$ (line 2), signifying which participant would go to which unassigned goal. Notice that some participants would get assigned NULL when $R^* > G^*$. We call such participants inactive and the rest of the participants active.

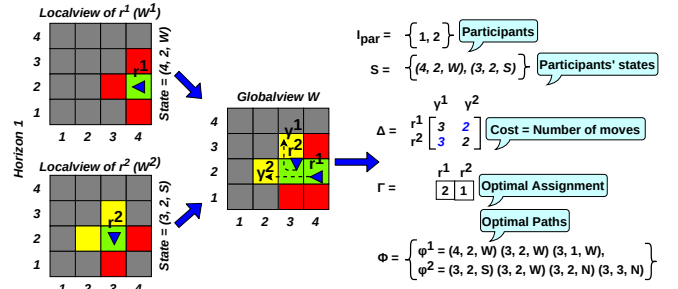


Fig. 4: Cost-optimal goal assignment and optimal paths

Algorithm 5: CFPPForPar($\Gamma, \Phi, I_{par}, R, \Sigma_{rem}$)

Result: Collision-free paths for the participants (Σ')

- 1 **while true do**
 - 2 $\langle \Gamma, \Omega \rangle \leftarrow \text{get_feasible_paths}(\Gamma, \Phi, I_{par})$
 - 3 $\Theta_r \leftarrow \text{compute_relative_precedences}(\Omega, I_{par})$
 - 4 $\Theta_a \leftarrow \text{compute_absolute_precedence}(\Theta_r, I_{par})$
 - 5 **if** Θ_a *is valid* **then**
 - 6 $\Gamma' = \Gamma$ // Itemwise copy
 - 7 $\langle \Gamma, \Upsilon \rangle \leftarrow \text{compute_sto}(\Gamma, \Omega, \Theta_a, I_{par}, R, \Sigma_{rem})$
 - 8 **if** $\Gamma' = \Gamma$ **then break**
 - 9 **else**
 - 10 $\Gamma \leftarrow \text{break_precedence_cycles}(\Gamma, \Theta_r, I_{par})$
 - 11 $\Phi \leftarrow \text{adjust_paths}(\Gamma, \Omega, I_{par})$
 - 12 $\Sigma' \leftarrow \text{get_collision_free_paths}(\Omega, \Upsilon, I_{par})$
-

Finally, for each participant r^i , its optimal path $\varphi^i \in \Phi$ is set to $L_\Delta[i][j]$ if $\Gamma[i] = j$, otherwise (i.e., when participant r^i is inactive), set to its start state s_0^i (line 3). Thus, we get the set of optimal paths for the participants $\Phi = \{\varphi^i \mid i \in I_{par}\}$. Keep in mind that the non-participants $\overline{I_{par}}$ are inherently active as their remaining paths $\sigma_{rem}^k \neq \text{NULL}, \forall k \in \overline{I_{par}}$.

Example 5: We show an example of cost-optimal goal assignment and corresponding optimal paths in Figure 4 involving two participants r^1 and r^2 in a 4×4 workspace.

2) *Prioritization:* Prioritization is an *inter-robot collision-avoidance* mechanism, which assigns priorities to the robots either *statically* (e.g., [60], [61]) or *dynamically* (e.g., [62], [63]) so that a CP can subsequently find their collision-free paths in order of their priority. In CFPPForPar (Algorithm 5), prioritization of the participants I_{par} takes place (in the **while** loop in lines 1-11 except the **if** block in lines 5-8) based on the movement constraints among their paths in Φ . But, prioritization surely fails if there is any *infeasible* path in Φ . So, detection and correction of the infeasible paths are necessary (line 2). There are two types of infeasible paths, namely *crossover paths* and *nested paths*. Optimal paths φ^i and φ^j , where $\varphi^i, \varphi^j \in \Phi$, of distinct participants r^i and r^j , where $i, j \in I_{par}$, are said to be -

- 1) a *crossover path pair* if one of the participants is inactive, which sits on the path of the other active participant, or their start locations are on each other's path, and
- 2) a *nested path pair* if the active participant r^i 's start and goal locations are on φ^j of the active participant r^j , or vice versa.

Example 6: We show four simple examples of infeasible

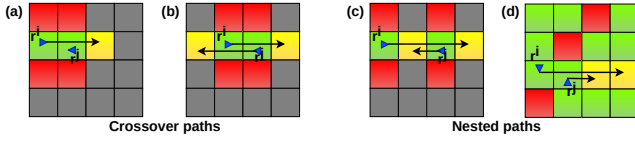


Fig. 5: Infeasible paths

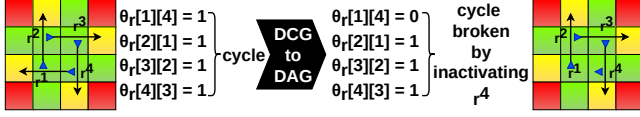


Fig. 6: Removal of cyclic precedence

paths involving two participants r^i and r^j in Figure 5.

The CP can modify the paths Φ of the participants, but not the remaining paths Σ_{rem} of the non-participants. So, first, we mark those active participants as *killed*, which form infeasible path pairs with an inactive, active, or already killed participant. In the revival step, we initially mark all the inactive and the killed participants as *unrevived*. Then, each path φ^i of the killed participants is processed in reverse until an unrevived participant r^j gets found. If r^j can reach r^i 's goal by following $\omega^j \in \Omega$ (note that ω^j gets generated from φ^i) without forming any infeasible path pair, then r^j gets *revived*. Thus, a greedy procedure (a modified version of Algorithm 4 in [44], which works only for R participants) generates the feasible paths $\Omega = \{\omega^i \mid i \in I_{par}\}$ for the participants through *goal reassignments*.

Example 7: As a continuation of Example 6, in Figure 5, only r^i is an active participant in (a) while both r^i and r^j are active participants in the rest (b-d). Due to infeasible paths, only r^i gets killed in (a) while both r^i and r^j get killed in the rest (b-d). Though only r^j gets revived in (a, c-d), both r^i and r^j get revived in (b).

Next, for each pair of distinct participants r^i and r^j , we compute the relative precedence $\Theta_r[i][j] \in \mathbb{B}$ (line 3) based on their paths ω^i and ω^j , respectively, where $\omega^i, \omega^j \in \Omega$. $\Theta_r[i][j]$ is set to 1 if r^i must move before r^j , which is necessary when either the start location of r^i is on ω^j , or the goal location of r^j is on ω^i , 0 otherwise. Similarly, we compute $\Theta_r[j][i]$. Finally, we apply the topological sorting on Θ_r to get the absolute precedence Θ_a (line 4). But, it fails if there is any cycle of relative precedence (see Example 8). In that case, we use [64], [65] to get a Directed Acyclic Graph (DAG) out of that Directed Cyclic Graph (DCG) by inactivating some active participants in Γ and adjusting their feasible paths Ω accordingly (lines 9-11), which in turn may form new crossover paths. Therefore, we reexamine the paths in another iteration of the **while** loop (line 1).

Example 8: In Figure 6, we show an example of removing a precedence cycle involving four participants.

Example 9: As a continuation of Example 5, the feasible paths ω^1 and ω^2 for the participants r^1 and r^2 are same as φ^1 and φ^2 , respectively. Also, $\Theta_r[2][1] = 1$ because $\mathcal{L}(s_0^2)$ is on ω^1 . Therefore, robot ID 2 comes before 1 in Θ_a .

3) *Time parameterization:* Time parameterization ensures *inter-robot collision avoidance* through decoupled planning.

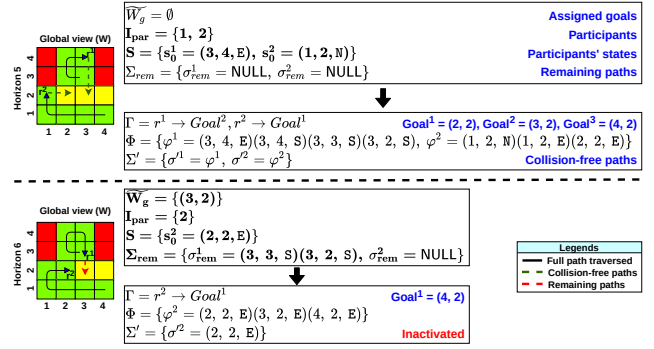


Fig. 7: Inactivation of a participant during offsetting

Recall that the CP does not change the remaining paths Σ_{rem} for the non-participants, implicitly meaning the non-participants have higher priorities than the participants. So, for each participant r^i in order of Θ_a , we incrementally compute its *start time offset* $\Upsilon[i] \in \mathbb{N}_0$ (line 7). It is the amount of time r^i must wait at its start state to avoid collisions with its higher priority robots (some other participants and the non-participants). But, a collision between a participant r^i and non-participant r^j may become inevitable (see Example 11). In that case, the CP inactivates the participant in Γ and reexamines updated paths Φ (line 11) for the presence of new crossover paths. In the worst case, all the participants may get inactivated due to inevitable collisions with the non-participants. Otherwise, r^i 's collision-free path $\sigma^i \in \Sigma'$ gets generated (line 12) by inserting its start state s_0^i at the beginning of ω^i for $\Upsilon[i]$ times.

Example 10: As a continuation of Example 9, start time offsets for the participants r^2 is $\Upsilon[2] = 0$, and r^1 is $\Upsilon[1] = 2$ because any value smaller than 2 would cause a collision. Therefore, the collision-free path lengths for the participants r^1 and r^2 are $|\sigma^1| = 4$ and $|\sigma^2| = 3$, respectively. Observe that the horizon length $\lambda = 3$.

Example 11: In Figure 7, we show an extreme case of replanning where the CP inactivates a participant to avoid collision with a non-participant. Notice that both the robots r^1 and r^2 have traversed their full paths of length five till horizon 4. In horizon 5, both participate because none has any remaining path. The CP assigns the unassigned goal ids 2 and 1 to r^1 and r^2 , respectively, and subsequently finds their collision-free paths Σ' . As the horizon length (λ) is found to be 2, the CP reserves the goal (3, 2) for r^1 in \bar{W}_g and sets its remaining path σ_{rem}^1 accordingly. Therefore, only r^2 participates in horizon 6. The CP finds r^2 's optimal path φ^2 leading to the only unassigned goal (4, 2). Though the prioritization succeeds trivially, the offsetting fails because the non-participant r^1 would reach its goal (3, 2) before the participant r^2 gets past that goal. So, the CP inactivates r^2 . In this horizon, only r^1 remains active with $\lambda = 1$. Observe that both will participate in the next horizon.

IV. THEORETICAL ANALYSIS

This section formally proves that OnDemCPP covers W completely, then analyzes its time complexity.

A. Proof of Complete Coverage

Lemma 1 (Lemma 4.3 of [44]): GAMRCPP_Horizon ensures that at least one goal gets visited in each horizon.

Lemma 2: CPPForPar \equiv GAMRCPP_Horizon if $R^* = R$.

Proof: When all the robots are participants, i.e., $R^* = R$, there are no non-participants, i.e., $\overline{I_{par}} = \emptyset$. It implies that in Σ_{rem} , $\sigma_{rem}^i = \text{NULL}, \forall i \in [R]$, thereby $\widetilde{W}_g = \emptyset$. Hence, CPPForPar \equiv GAMRCPP_Horizon if $R^* = R$. ■

Lemma 3: OnDemCPP_Hor ensures that at least one robot visits its goal in each horizon.

Proof: The set of all collision-free paths Σ'_{all} (line 47 of Algorithm 2) consists of two kinds of paths, namely the paths Σ' of the participants I_{par} and the remaining paths Σ_{rem} of the non-participants $\overline{I_{par}}$. Now, consider two cases: (i) $R^* = R$ and (ii) $R^* < R$. In the case of (i), $\widetilde{W}_g = \emptyset$. Further, by Lemma 2 and Lemma 1, when $W_g \neq \emptyset$ (lines 39-40), there is at least one active robot in Σ' , and so in Σ'_{all} . In the case of (ii), however, $\widetilde{W}_g \neq \emptyset$ because there are $R - R^*$ non-participants. Further, when $W_g \setminus \widetilde{W}_g \neq \emptyset$ (lines 39-40), CPPForPar does not guarantee that there would be at least one active robot in Σ' as explained in Section III-D.3 and shown in Example 11. Alternatively, when $W_g \setminus \widetilde{W}_g = \emptyset$, no robot is active in Σ' (lines 41-44). Despite that, Σ'_{all} contains at least one active robot because the non-participants are active. Moreover, the horizon length λ (line 48) ensures that at least one robot (participant or non-participant) remains active in the λ -length paths Σ (line 49) to visit its goal. ■

Theorem 1: OnDemCPP eventually stops, and when it stops, it ensures complete coverage of W .

Proof: By Lemma 3, in a horizon, at least one active robot visits its goal, thereby exploring W_u (as W_{free} is strongly connected) and adding new goals (if any) into W_g . If an active participant visits its goal, the CP marks that goal as covered. So, in the next horizon, W_g decreases, and W_c increases. But, if a non-participant (inherently active) visits its goal, the CP removes that reserved goal from \widetilde{W}_g in the next horizon, thereby decreasing \widetilde{W}_g . But, it may not increase W_c as other robots might have already passed through that goal in the past horizons, already covering it in W_c . These two types of active robots and the inactive participants I_{par}^{inact} participate in the next horizon (line 13 of Algorithm 2). However, the rest of the active robots who cannot visit their goals in the current horizon become non-participants in the next horizon as the CP reserves their goals into \widetilde{W}_g . Each reserved goal in \widetilde{W}_g gets visited eventually (as the CP does not alter the corresponding robots' remaining paths), making the corresponding robot participant. Therefore, eventually, all the robots become participants (i.e., $I_{par} = [R]$), falsifying the **if** condition (line 41), and hence $\widetilde{W}_g = \emptyset$. Now, if $W_g = \emptyset$ (line 39), it entails $W_c = W_{free}$ (lines 45-46). ■

Note that OnDemCPP can also ensure complete coverage of a W , where W_{free} is not strongly connected, provided we deploy at least one robot in each component.

B. Time Complexity Analysis

Lemma 4: CFPForPar takes $\mathcal{O}(R^3)$.

Proof: The only difference between CFPForPar (Algorithm 5) and GAMRCPP_CFP (Algorithm 3 in [44]) is that `compute_sto` (line 7 of Algorithm 5) gets called just after the **while** loop in GAMRCPP_CFP. Still, the time complexity of `compute_sto` and the rest of the body of the **while** loop (lines 1-11 of Algorithm 5) remain $\mathcal{O}(R^3)$ (interested reader may read Theorem 4.6 of [44]) as $R^* = \mathcal{O}(R)$. ■

Lemma 5: CPPForPar takes $\mathcal{O}(|W|^3)$.

Proof: CPPForPar (Algorithm 3) does the task performed by lines 1-4 of GAMRCPP_Horizon (Algorithm 2 in [44]). Therefore, CPPForPar takes as much time as GAMRCPP_Horizon, which is $\mathcal{O}(|W|^3)$ (interested reader may read Theorem 4.6 of [44]). ■

Lemma 6: OnDemCPP_Hor takes $\mathcal{O}(|W|^3)$.

Proof: Finding the unassigned goals $W_g \setminus \widetilde{W}_g$ (line 39 of Algorithm 2) takes $\mathcal{O}(|W|)$ as both W_g and \widetilde{W}_g are bounded by $\mathcal{O}(|W|)$. As per Lemma 5, CPPForPar (line 40) takes $\mathcal{O}(|W|^3)$. Checking the existence of non-participants (line 41) takes $\mathcal{O}(R)$. The generation of the zero-length paths for the participants (lines 42-44) takes $\mathcal{O}(R^*)$. Combining all the paths into Σ'_{all} (line 47) and determining the horizon length λ (line 48) take $\mathcal{O}(R)$. Subsequently, generating the λ -length paths Σ (lines 49 and 51-70) take $\mathcal{O}(R)$ as the **for** loop in `get_equal_length_paths` (lines 54-69) takes $\mathcal{O}(R)$. So, OnDemCPP_Hor takes $\mathcal{O}((|W| + |W|^3) + (R + R^*) + 3 \cdot R)$, which can be written as $\mathcal{O}(|W|^3)$ as $R = \mathcal{O}(|W|)$. ■

Theorem 2: OnDemCPP takes $\mathcal{O}(|W|^4)$.

Proof: Each call to `update_globalview` (line 10 of Algorithm 2) takes $\mathcal{O}(|W|^2)$ as follows: three **for** loops (lines 21-23, 24-26, and 28-30) and computing W_g , W_o , and W_u (lines 27, 31-32) take $\mathcal{O}(|W|^2)$. In a horizon, $N_{req} = \mathcal{O}(R)$ (line 11). So, `update_globalview` total takes $\mathcal{O}(R \cdot |W|^2)$, which is $\mathcal{O}(|W|^3)$. According to Lemma 3, at least one robot visits its goal in each horizon. In the worst case, in each horizon, only one robot visits its goal while the rest remains inactive or makes progress toward their goals. As the number of horizons is at most $|W_g|$, the service `receive_localview` invokes OnDemCPP_Hor (line 15) at most $|W_g|$ times. So, OnDemCPP takes $\mathcal{O}(|W_g| \cdot (|W|^3 + |W|^3))$, which is $\mathcal{O}(|W|^4)$. ■

V. EVALUATION

A. Implementation and Experimental Setup

We implement Robot and OnDemCPP (Algorithms 1 and 2) in a common ROS [66] package and run it in a computer having Intel® Core™ i7-4770 CPU @ 3.40 GHz and 16 GB of RAM. For experimentation, we consider eight large 2D grid benchmark workspaces from [67] of varying size and obstacle density. In each workspace, we *incrementally* deploy $R \in \{128, 256, 512\}$ robots and repeat each experiment 10 times with different initial deployments of the robots to report their mean in the performance metrics. We consider both TurtleBot (introduced before) and Quadcopter in the experimentation, where the state of a Quadcopter $s_j^i =$

TABLE I: Experimental results

M	Workspace	R	R^*	T_c (s)		T_p (s)		T_m (s)		Mission speed up
				GAMRCPP	OnDemCPP	GAMRCPP	OnDemCPP	GAMRCPP	OnDemCPP	
Quadcopter	W1: w_woundedcoast 578 × 642 (34,020)	128	80.4 (62.9 %) ± 3.8	619.5 ± 97.9	362.2 ± 58.4	696.2 ± 55.5	1042.0 ± 149.5	1315.7 ± 148.6	1404.2 ± 167.1	0.936
		256	170.7 (66.7 %) ± 5.7	1091.3 ± 255.3	521.7 ± 150.2	416.8 ± 95.0	804.2 ± 250.9	1508.1 ± 345.3	1325.9 ± 383.0	1.137
		512	361.5 (70.6 %) ± 9.7	1815.2 ± 359.4	569.1 ± 168.6	231.8 ± 33.0	557.2 ± 138.9	2047.0 ± 388.0	1126.3 ± 255.4	1.817
	W2: Paris_1_256 256 × 256 (47,240)	128	81.3 (63.6 %) ± 2.6	513.5 ± 38.4	270.4 ± 37.8	815.2 ± 77.4	962.6 ± 100.8	1328.7 ± 109.8	1233.0 ± 118.8	1.077
		256	157.2 (61.4 %) ± 3.7	1461.9 ± 164.0	537.2 ± 79.6	508.0 ± 22.0	656.2 ± 49.4	1969.9 ± 172.2	1193.4 ± 110.8	1.650
		512	335.6 (65.6 %) ± 7.0	3338.8 ± 321.9	894.0 ± 113.6	301.1 ± 19.2	455.7 ± 50.1	3639.9 ± 333.6	1349.7 ± 117.1	2.696
	W3: Berlin_1_256 256 × 256 (47,540)	128	83.2 (65.1 %) ± 2.5	489.3 ± 36.5	238.4 ± 17.2	752.7 ± 32.6	898.2 ± 63.9	1242.0 ± 67.4	1136.6 ± 65.0	1.092
		256	167.4 (65.4 %) ± 12.1	1323.9 ± 154.2	515.2 ± 69.8	564.6 ± 132.5	669.6 ± 48.9	1888.5 ± 234.1	1184.8 ± 103.3	1.593
		512	365.2 (71.3 %) ± 34.5	3196.5 ± 329.4	856.0 ± 115.1	434.5 ± 209.9	524.9 ± 140.0	3631.0 ± 434.1	1380.9 ± 238.9	2.629
	W4: Boston_0_256 256 × 256 (47,768)	128	79.6 (62.2 %) ± 4.5	509.5 ± 36.4	250.6 ± 30.1	773.6 ± 61.7	928.0 ± 100.6	1283.1 ± 94.0	1178.6 ± 116.3	1.088
		256	157.8 (61.7 %) ± 9.3	1220.1 ± 215.0	455.7 ± 61.2	460.3 ± 44.8	625.9 ± 46.9	1680.4 ± 256.8	1081.6 ± 92.4	1.553
		512	345.3 (67.5 %) ± 7.7	2454.7 ± 525.7	628.7 ± 119.3	252.9 ± 23.5	428.7 ± 69.2	2707.6 ± 546.1	1057.4 ± 182.2	2.560
TurtleBot	W5: maze-128-128-2 128 × 128 (10,858)	128	75.5 (59.0 %) ± 7.4	90.8 ± 19.3	49.5 ± 19.8	451.9 ± 71.7	791.5 ± 202.1	542.7 ± 88.6	841.0 ± 217.7	0.645
		256	174.7 (68.3 %) ± 7.5	193.6 ± 27.1	68.1 ± 16.9	218.6 ± 35.6	417.6 ± 97.4	412.2 ± 58.7	485.7 ± 113.7	0.848
		512	378.4 (73.9 %) ± 6.8	411.1 ± 64.7	124.1 ± 23.9	125.9 ± 24.8	224.3 ± 32.1	537.0 ± 71.1	348.4 ± 54.1	1.541
	W6: den520d 257 × 256 (28,178)	128	71.9 (56.2 %) ± 3.2	341.8 ± 50.5	147.6 ± 17.7	556.4 ± 71.4	773.1 ± 106.9	898.2 ± 121.2	920.7 ± 117.7	0.975
		256	153.8 (60.1 %) ± 3.7	685.4 ± 121.5	253.9 ± 63.1	324.2 ± 56.5	506.4 ± 57.4	1009.6 ± 175.2	760.3 ± 103.4	1.327
		512	331.1 (64.7 %) ± 6.6	1292.4 ± 304.0	316.0 ± 29.2	188.7 ± 9.2	398.6 ± 37.9	1481.1 ± 301.9	714.6 ± 51.7	2.072
	W7: warehouse-20-40-10-2-2 164 × 240 (38,756)	128	81.2 (63.5 %) ± 2.6	467.1 ± 40.0	211.3 ± 22.2	595.6 ± 43.1	707.6 ± 82.5	1062.7 ± 75.2	918.9 ± 98.3	1.156
		256	149.3 (58.3 %) ± 8.1	1009.5 ± 165.2	336.0 ± 31.2	361.6 ± 25.2	502.5 ± 78.2	1371.1 ± 185.3	838.5 ± 100.4	1.635
		512	335.5 (65.5 %) ± 7.2	1646.2 ± 343.7	394.7 ± 36.6	208.9 ± 18.0	375.2 ± 29.5	1855.1 ± 357.5	769.9 ± 54.7	2.409
	W8: brc202d 481 × 530 (43,151)	128	65.1 (50.9 %) ± 3.5	1019.0 ± 160.9	395.2 ± 70.7	915.9 ± 116.4	1444.9 ± 232.0	1934.9 ± 274.3	1840.1 ± 273.6	1.051
		256	142.0 (55.5 %) ± 8.7	1880.7 ± 275.0	697.7 ± 152.3	512.5 ± 60.8	972.5 ± 147.1	2393.2 ± 326.5	1670.2 ± 230.3	1.432
		512	309.6 (60.5 %) ± 9.5	3026.8 ± 326.8	705.6 ± 112.5	302.6 ± 21.6	780.9 ± 98.5	3329.4 ± 322.3	1486.5 ± 163.1	2.239

$(x, y) \in W$ is its location in the workspace. Its set of motion primitives is defined as $M = \{\text{Halt}(H), \text{MoveEast}(ME), \text{MoveNorth}(MN), \text{MoveWest}(MW), \text{MoveSouth}(MS)\}$, where ME, MN, MW, and MS move it to the immediate *east*, *north*, *west*, and *south* cell, respectively. We take the path cost as the number of moves the corresponding robot performs, where each move takes $\tau = 1s$.

We compare OnDemCPP with GAMRCPP [44] in terms of *the mission time* (T_m), which is the sum of *the total computation time* (T_c) and *the total path execution time* (T_p), while ignoring *the total communication time* between the CP and the robots. *Total computation time* (T_c) is the sum of the computation times spent on OnDemCPP_Hor across all horizons. *Total path execution time* (T_p) can be expressed as $T_p = \Lambda \times \tau$, where Λ is the sum of the horizons lengths.

B. Results and Analysis

We show the experimental results in Table I, where we list workspaces in increasing order of their obstacle-free cell count $|W_{free}|$ for each category of the robot.

The total computation time T_c increases with the number of robots R because more robots become participants in a horizon. So, assigning R^* participants to G^* unassigned goals and getting their collision-free paths Σ' becomes intensive. Notice that T_c also increases with the workspace size, specifically with $|W_{free}|$ as the *state-space* increases. Unlike GAMRCPP, where all R robots participate in replanning, OnDemCPP replans with $R^* \leq R$ robots. It results in substantially decreasing T_c . Hence, T_c is less in OnDemCPP. Though in extreme cases, all the robots become participants in some horizons of OnDemCPP. Obtained T_c strongly justifies such extreme cases hardly arise.

Next, the total horizon length Λ decreases with R as the deployment of more robots expedites the coverage. But, it increases with the workspace size since more W_{free} needs to get covered. During replanning, GAMRCPP finds paths for R robots without constraint. But, OnDemCPP replans R^*

participants while respecting the constraint Σ_{rem} of the non-participants. As a result, the participants' collision-free path lengths increase significantly, increasing individual horizon length λ and so Λ . Thus, GAMRCPP yields better T_p .

OnDemCPP gains in terms of T_c . On the other hand, OnDemCPP losses in terms of T_p . As R or the workspace size increases, the gain of OnDemCPP in terms of T_c surpasses its loss in terms of T_p . As a result, OnDemCPP outperforms GAMRCPP in terms of the mission time T_m .

The results obtained from the *maze-128-128-2* workspace for $R \in \{128, 256\}$ show the limitation of OnDemCPP. In a *cluttered* workspace with narrow passageways, the flexibility of GAMRCPP allows it to find a more efficient Σ' , thereby outmatching OnDemCPP in instances with a smaller R .

1) *Effects of the non-participants on the participants:* Recall that the CP keeps the goals \widetilde{W}_g reserved for the non-participants $\overline{I_{par}}$ in a horizon. So, the CP cannot assign these reserved goals to the participants I_{par} in COPForPar (Algorithm 4) even if some participants can visit some reserved goals in a more cost-optimal manner than their corresponding non-participants. Consequently, the CP assigns the participants to the unreserved goals $W_g \setminus \widetilde{W}_g$, which could be far away. Thus, the participants' optimal paths Φ , consisting of non-Halt moves, become marginally longer in OnDemCPP as $T_{non-Halt}$ justifies in Figure 8.

Also, recall that the CP does not change the non-participants' remaining paths Σ_{rem} in a horizon. So, it makes the participants' optimal paths Φ inter-robot collision-free in COPForPar (Algorithm 5) by either prefixing the optimal paths with offsets (i.e., Halt moves) or inactivating some active participants in Φ . Firstly, T_{Halt} in Figure 8 justifies that the CP prefixes the participants' optimal paths with a substantial number of Halt moves to generate their collision-free paths Σ' . Note that a Halt move consumes lesser energy than a non-Halt move.

Lastly, in Figure 9, we show the number of active robots (N_{act}) per horizon to measure the extent of inactivation of

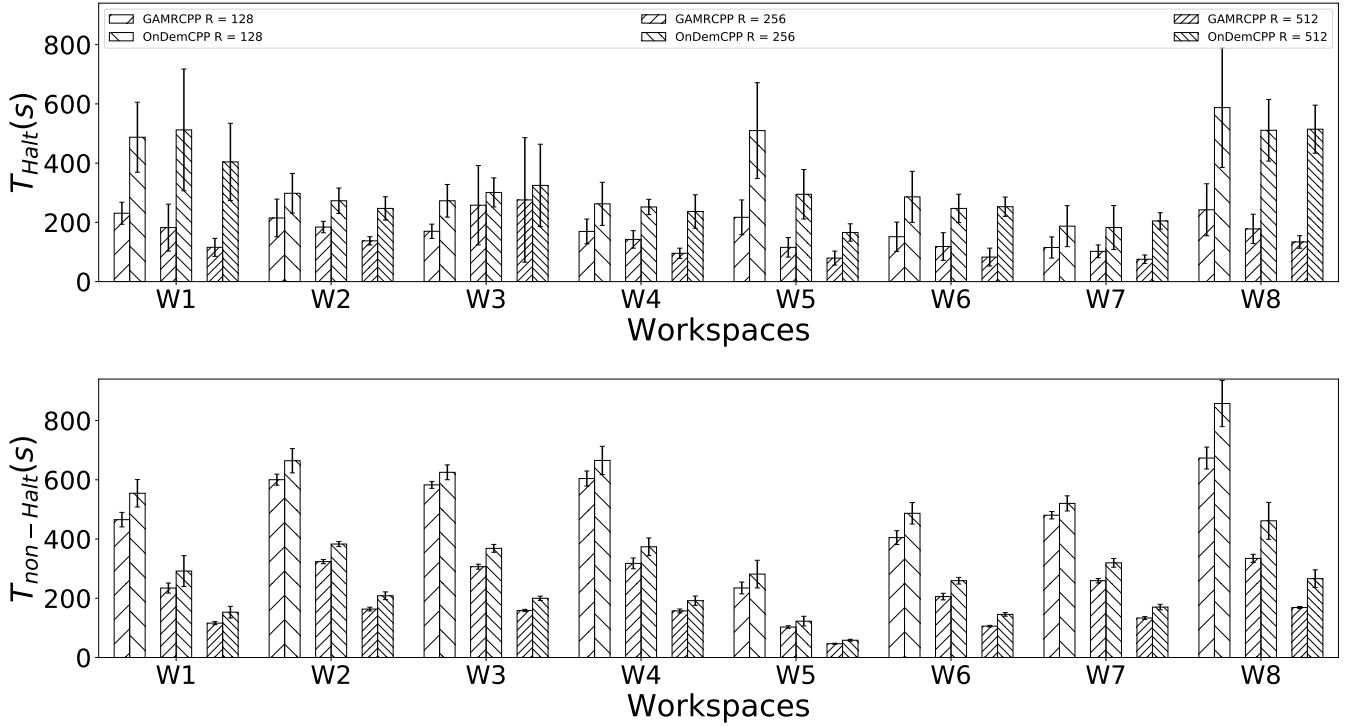


Fig. 8: Decomposition of T_p into T_{Halt} and $T_{non-Halt}$

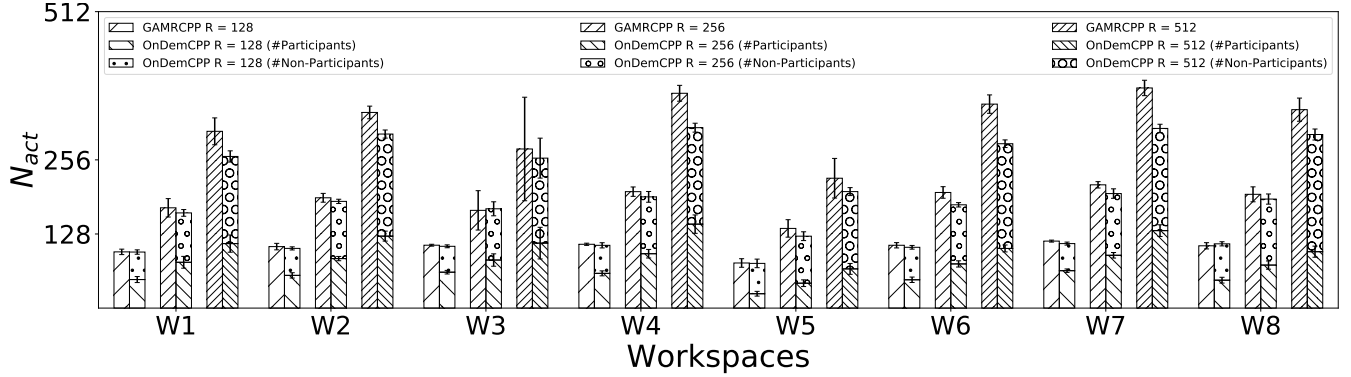


Fig. 9: The number of active robots (N_{act}) per horizon

the active participants in Φ during prioritized planning in a horizon. Unlike GAMRCPP, where all R robots participate in a horizon, only R^* robots participate in OnDemCPP. So, during prioritized planning, the CP may inactivate some active participants in Φ while finding their collision-free paths Σ' under the added constraint in the form of the remaining paths of the $R - R^*$ non-participants. Figure 9 justifies that the inactivation becomes more severe in OnDemCPP as R increases because the constraint also gets stronger for a larger number of non-participants.

C. Simulations and Real Experiments

For validation, we perform Gazebo[68] simulations with 10 Quadcopters in five 2D grid benchmark workspaces and one outdoor experiment with two Quadcopters, whose videos are available as supplementary material.

VI. CONCLUSION

We have proposed a centralized online on-demand CPP algorithm that uses a goal assignment-based prioritized planning method at its core. Our CP guarantees complete coverage of an unknown workspace with multiple homogeneous failure-free robots. Experimental results demonstrate its superiority over its counterpart by decreasing the mission time significantly in large workspaces with hundreds of robots. In the future, we will extend our work to an approach dealing with simultaneous path planning and path following.

REFERENCES

- [1] R. Bormann, F. Jordan, J. Hampp, and M. Hägele, “Indoor coverage path planning: Survey, implementation, analysis,” in *ICRA*, 2018, pp. 1718–1725.
- [2] I. Vandermeulen, R. Groß, and A. Kolling, “Turn-minimizing multi-robot coverage,” in *ICRA*, 2019, pp. 1014–1020.

- [3] W. Jing, J. Polden, C. F. Goh, M. Rajaraman, W. Lin, and K. Shimada, "Sampling-based coverage motion planning for industrial inspection application with redundant robotic system," in *IROS*, 2017, pp. 5211–5218.
- [4] D. Engelsons, M. Tiger, and F. Heintz, "Coverage path planning in large-scale multi-floor urban environments with applications to autonomous road sweeping," in *ICRA*, 2022, pp. 3328–3334.
- [5] R. Schirmer, P. Biber, and C. Stachniss, "Efficient path planning in belief space for safe navigation," in *IROS*, 2017, pp. 2857–2863.
- [6] A. Barrientos, J. Colorado, J. del Cerro, A. Martinez, C. Rossi, D. Sanz, and J. Valente, "Aerial remote sensing in agriculture: A practical approach to area coverage and path planning for fleets of mini aerial robots," *J. Field Robotics*, vol. 28, no. 5, pp. 667–689, 2011.
- [7] W. Luo, C. Nam, G. Kantor, and K. P. Sycara, "Distributed environmental modeling and adaptive sampling for multi-robot sensor coverage," in *AAMAS*, 2019, pp. 1488–1496.
- [8] N. Karapetyan, J. Moulton, J. S. Lewis, A. Q. Li, J. M. O'Kane, and I. M. Rekleitis, "Multi-robot dubins coverage with autonomous surface vehicles," in *ICRA*, 2018, pp. 2373–2379.
- [9] S. Agarwal and S. Akella, "Line coverage with multiple robots," in *ICRA*, 2020, pp. 3248–3254.
- [10] J. S. Lewis, W. Edwards, K. Benson, I. M. Rekleitis, and J. M. O'Kane, "Semi-boustrophedon coverage with a dubins vehicle," in *IROS*, 2017, pp. 5630–5637.
- [11] T. M. Cabreira, L. B. Brisolara, and P. R. Ferreira Jr, "Survey on coverage path planning with unmanned aerial vehicles," *Drones*, vol. 3, no. 1, p. 4, 2019.
- [12] S. Dogru and L. Marques, "Improved coverage path planning using a virtual sensor footprint: a case study on demining," in *ICRA*, 2019, pp. 4410–4415.
- [13] Y. Bouzid, Y. Bestaoui, and H. Siguerdidjane, "Quadrotor-uav optimal coverage path planning in cluttered environment with a limited onboard energy," in *IROS*, 2017, pp. 979–984.
- [14] A. Kleiner, R. Baravalle, A. Kolling, P. Pilotti, and M. Munich, "A solution to room-by-room coverage for autonomous cleaning robots," in *IROS*, 2017, pp. 5346–5352.
- [15] G. Sharma, A. Dutta, and J. Kim, "Optimal online coverage path planning with energy constraints," in *AAMAS*, 2019, pp. 1189–1197.
- [16] M. Wei and V. Isler, "Coverage path planning under the energy constraint," in *ICRA*, 2018, pp. 368–373.
- [17] M. Coombes, W. Chen, and C. Liu, "Flight testing boustrophedon coverage path planning for fixed wing uavs in wind," in *ICRA*, 2019, pp. 711–717.
- [18] X. Chen, T. M. Tucker, T. R. Kurfess, and R. W. Vuduc, "Adaptive deep path: Efficient coverage of a known environment under various configurations," in *IROS*, 2019, pp. 3549–3556.
- [19] M. Dharmadhikari, T. Dang, L. Solanka, J. Loje, H. Nguyen, N. Khedekar, and K. Alexis, "Motion primitives-based path planning for fast and agile exploration using aerial robots," in *ICRA*, 2020, pp. 179–185.
- [20] L. Zhu, S. Yao, B. Li, A. Song, Y. Jia, and J. Mitani, "A geometric folding pattern for robot coverage path planning," in *ICRA*, 2021, pp. 8509–8515.
- [21] E. Galceran and M. Carreras, "A survey on coverage path planning for robotics," *Robotics Auton. Syst.*, vol. 61, no. 12, pp. 1258–1276, 2013.
- [22] J. Modares, F. Ghanei, N. Mastronarde, and K. Dantu, "UB-ANC planner: Energy efficient coverage path planning with multiple drones," in *ICRA*, 2017, pp. 6182–6189.
- [23] N. Karapetyan, K. Benson, C. McKinney, P. Taslakian, and I. M. Rekleitis, "Efficient multi-robot coverage of a known environment," in *IROS*, 2017, pp. 1846–1852.
- [24] M. Salaris, A. Riva, and F. Amigoni, "Multirobot coverage of modular environments," in *AAMAS*, 2020, pp. 1178–1186.
- [25] G. Hardouin, J. Moras, F. Morbidi, J. Marzat, and E. M. Mouaddib, "Next-best-view planning for surface reconstruction of large-scale 3D environments with multiple uavs," in *IROS*, 2020, pp. 1567–1574.
- [26] J. Tang, C. Sun, and X. Zhang, "Mstc*: Multi-robot coverage path planning under physical constrain," in *ICRA*, 2021, pp. 2518–2524.
- [27] L. Collins, P. Ghassemi, E. T. Esfahani, D. S. Doermann, K. Dantu, and S. Chowdhury, "Scalable coverage path planning of multi-robot teams for monitoring non-convex areas," in *ICRA*, 2021, pp. 7393–7399.
- [28] N. Hazon and G. A. Kaminka, "Redundancy, efficiency and robustness in multi-robot coverage," in *ICRA*, 2005, pp. 735–741.
- [29] X. Zheng, S. Jain, S. Koenig, and D. Kempe, "Multi-robot forest coverage," in *IROS*, 2005, pp. 3852–3857.
- [30] A. Riva and F. Amigoni, "A GRASP metaheuristic for the coverage of grid environments with limited-footprint tools," in *AAMAS*, 2017, pp. 484–491.
- [31] C. Cao, J. Zhang, M. J. Travers, and H. Choset, "Hierarchical coverage path planning in complex 3d environments," in *ICRA*, 2020, pp. 3206–3212.
- [32] R. K. Ramachandran, L. Zhou, J. A. Preiss, and G. S. Sukhatme, "Resilient coverage: Exploring the local-to-global trade-off," in *IROS*, 2020, pp. 11740–11747.
- [33] H. Song, J. Yu, J. Qiu, Z. Sun, K. Lang, Q. Luo, Y. Shen, and Y. Wang, "Multi-uav disaster environment coverage planning with limited-endurance," in *ICRA*, 2022, pp. 10760–10766.
- [34] B. Yamauchi, "Frontier-based exploration using multiple robots," in *AGENTS*, K. P. Sycara and M. J. Wooldridge, Eds., 1998, pp. 47–53.
- [35] A. Howard, L. E. Parker, and G. S. Sukhatme, "Experiments with a large heterogeneous mobile robot team: Exploration, mapping, deployment and detection," *Int. J. Robotics Res.*, vol. 25, no. 5-6, pp. 431–447, 2006.
- [36] A. Bircher, M. Kamel, K. Alexis, H. Oleynikova, and R. Siegwart, "Receding horizon "next-best-view" planner for 3D exploration," in *ICRA*, 2016, pp. 1462–1468.
- [37] A. Mannucci, S. Nardi, and L. Pallottino, "Autonomous 3D exploration of large areas: A cooperative frontier-based approach," in *MESAS*, vol. 10756. Springer, 2017, pp. 18–39.
- [38] E. A. Jensen and M. L. Gini, "Online multi-robot coverage: Algorithm comparisons," in *AAMAS*, 2018, pp. 1974–1976.
- [39] S. N. Das and I. Saha, "Rhocop: receding horizon multi-robot coverage," in *ICCPs*, 2018, pp. 174–185.
- [40] A. Özdemir, M. Gauci, A. Kolling, M. D. Hall, and R. Groß, "Spatial coverage without computation," in *ICRA*, 2019, pp. 9674–9680.
- [41] S. Datta and S. Akella, "Prioritized indoor exploration with a dynamic deadline," in *IROS*, 2021, pp. 3131–3137.
- [42] Y. Gabriely and E. Rimon, "Spanning-tree based coverage of continuous areas by a mobile robot," in *ICRA*, 2001, pp. 1927–1933.
- [43] M. Li, A. Richards, and M. Sooriyabandara, "Asynchronous reliability-aware multi-uav coverage path planning," in *ICRA*, 2021, pp. 10023–10029.
- [44] R. Mitra and I. Saha, "Scalable online coverage path planning for multi-robot systems," in *IROS*, 2022, pp. 10102–10109.
- [45] Z. J. Butler, A. A. Rizzi, and R. L. Hollis, "Complete distributed coverage of rectilinear environments," in *Algorithmic and Computational Robotics*. AK Peters/CRC Press, 2001, pp. 61–68.
- [46] N. Hazon, F. Miele, and G. A. Kaminka, "Towards robust on-line multi-robot coverage," in *ICRA*, 2006, pp. 1710–1715.
- [47] I. M. Rekleitis, A. P. New, E. S. Rankin, and H. Choset, "Efficient boustrophedon multi-robot coverage: an algorithmic approach," *Ann. Math. Artif. Intell.*, vol. 52, no. 2-4, pp. 109–142, 2008.
- [48] E. A. Jensen and M. L. Gini, "Rolling dispersion for robot teams," in *IJCAI*, 2013, pp. 2473–2479.
- [49] K. Hungerford, P. Dasgupta, and K. R. Guruprasad, "A repartitioning algorithm to guarantee complete, non-overlapping planar coverage with multiple robots," in *DARS*, N. Y. Chong and Y. Cho, Eds., vol. 112, 2014, pp. 33–48.
- [50] H. H. Viet, V. Dang, S. Y. Choi, and T. Chung, "BoB: an online coverage approach for multi-robot systems," *Appl. Intell.*, vol. 42, no. 2, pp. 157–173, 2015.
- [51] L. Siligardi, J. Panerati, M. Kaufmann, M. Minelli, C. Ghedini, G. Beltrame, and L. Sabatini, "Robust area coverage with connectivity maintenance," in *ICRA*, 2019, pp. 2202–2208.
- [52] J. Song and S. Gupta, "CARE: cooperative autonomy for resilience and efficiency of robot teams for complete coverage of unknown environments under robot failures," *Auton. Robots*, vol. 44, no. 3-4, pp. 647–671, 2020.
- [53] M. Hassan, D. Mustafic, and D. Liu, "Dec-ppcpp: A decentralized predator-prey-based approach to adaptive coverage path planning amid moving obstacles," in *IROS*, 2020, pp. 11732–11739.
- [54] TurtleBot. [Online]. Available: <https://www.turtlebot.com/>
- [55] P. Oberlin, S. Rathinam, and S. Darbha, "A transformation for a heterogeneous, multiple depot, multiple traveling salesman problem," in *ACC*, 2009, pp. 1292–1297.

- [56] S. M. LaValle, *Planning Algorithms*. Cambridge University Press, 2006.
- [57] S. J. Russell and P. Norvig, *Artificial Intelligence - A Modern Approach, Third International Edition*. Pearson Education, 2010.
- [58] H. W. Kuhn, "The hungarian method for the assignment problem," *Nav. Res. Logist.*, vol. 2, no. 1-2, pp. 83–97, 1955.
- [59] F. Bourgeois and J. Lassalle, "An extension of the munkres algorithm for the assignment problem to rectangular matrices," *Commun. ACM*, vol. 14, no. 12, pp. 802–804, 1971.
- [60] M. A. Erdmann and T. Lozano-Pérez, "On multiple moving objects," in *ICRA*, 1986, pp. 1419–1424.
- [61] D. Silver, "Cooperative pathfinding," in *AIIDE*, 2005, pp. 117–122.
- [62] J. P. van den Berg and M. H. Overmars, "Prioritized motion planning for multiple robots," in *IROS*, 2005, pp. 430–435.
- [63] M. Turpin, K. Mohta, N. Michael, and V. Kumar, "Goal assignment and trajectory planning for large teams of aerial robots," in *RSS*, 2013.
- [64] R. Hassin and S. Rubinstein, "Approximations for the maximum acyclic subgraph problem," *Inf. Process. Lett.*, vol. 51, no. 3, pp. 133–140, 1994.
- [65] S. Skiena, *The Algorithm Design Manual, Second Edition*. Springer, 2008.
- [66] Robot Operating System. [Online]. Available: <https://www.ros.org/>
- [67] R. Stern, N. R. Sturtevant, A. Felner, S. Koenig, H. Ma, T. T. Walker, J. Li, D. Atzmon, L. Cohen, T. K. S. Kumar, R. Barták, and E. Boyarski, "Multi-agent pathfinding: Definitions, variants, and benchmarks," in *SOCS*, 2019, pp. 151–159.
- [68] N. P. Koenig and A. Howard, "Design and use paradigms for gazebo, an open-source multi-robot simulator," in *IROS*, 2004, pp. 2149–2154.