

Zero Casimir Force in Axion Electrodynamics and New Force Search

Yohei Ema^(a,b), Masashi Hazumi^(c,d,e,f,g), Hideo Iizuka^(c,h),
 Kyohei Mukaida^(d) and Kazunori Nakayama^(c,i)

- ^(a) *William I. Fine Theoretical Physics Institute, School of Physics and Astronomy, University of Minnesota, Minneapolis, MN 55455, USA*
- ^(b) *School of Physics and Astronomy, University of Minnesota, Minneapolis, MN 55455, USA*
- ^(c) *International Center for Quantum-field Measurement Systems for Studies of the Universe and Particles (QUP), KEK, Tsukuba, Ibaraki 305-0801, Japan*
- ^(d) *Institute of Particle and Nuclear Studies (IPNS), KEK, Tsukuba, Ibaraki 305-0801, Japan*
- ^(e) *Japan Aerospace Exploration Agency (JAXA), Institute of Space and Astronautical Science (ISAS), Sagami-hara, Kanagawa 252-5210, Japan*
- ^(f) *Kavli Institute for the Physics and Mathematics of the Universe (Kavli IPMU, WPI), UTIAS, The University of Tokyo, Kashiwa, Chiba 277-8583, Japan*
- ^(g) *The Graduate University for Advanced Studies (SOKENDAI), Miura District, Kanagawa 240-0115, Hayama, Japan*
- ^(h) *Toyota Central R&D labs, Inc., Nagakute, Aichi 480-1192, Japan*
- ⁽ⁱ⁾ *Department of Physics, Tohoku University, Sendai 980-8578, Japan*

Abstract

We point out that there is a stable configuration of metal plates where the Casimir force is vanishing in axion electrodynamics. We consider a concrete setup involving Weyl semimetals, which hosts an axion-like effect on the electromagnetism, towards the measurement of the axionic effect on the Casimir force. Our setup realizes zero Casimir force between metals and may be useful for the search for new force mediated by light particles at the micrometer scale.

Contents

1	Introduction	1
2	Electromagnetic waves in axion electrodynamics	3
2.1	Maxwell equations and dispersion relation	3
2.1.1	The case of $b_0 = 0$	4
2.1.2	The case of $\vec{b} = 0$	5
2.2	Polarization vectors	5
2.2.1	Polarization of electromagnetic waves in the vacuum	5
2.2.2	Polarization of electromagnetic waves in the Weyl semimetal	6
2.3	Reflection coefficients	7
2.3.1	Injection from vacuum to Weyl semimetal	7
2.3.2	Injection from Weyl semimetal to vacuum	8
3	Casimir force in axion electrodynamic systems	9
3.1	Setup 1: Force between metal plates in chiral medium	9
3.2	Setup 2: Force between Weyl semimetals in vacuum	11
4	Implication for new force search	14
5	Conclusions and discussion	17
A	Lifshitz formula for Casimir force at finite temperature	19
A.1	Lifshitz formula	19
A.2	An example of normal metal	20

1 Introduction

The concept of “axion” has been first introduced to solve the strong CP problem in quantum-chromodynamics [1–4]. The axion is one of the well-motivated candidates of dark matter in the Universe and there are rich cosmological phenomena related to the axon dynamics (see Refs. [5–7] for reviews). A key property of the axion, denoted by $a(x)$, is its interaction with the photon through the anomalous coupling:

$$\mathcal{L} = -\frac{a}{4M} F_{\mu\nu} \tilde{F}^{\mu\nu}, \quad (1.1)$$

where $F_{\mu\nu} = \partial_\mu A_\nu - \partial_\nu A_\mu$ is the electromagnetic field strength tensor, $\tilde{F}^{\mu\nu} = \epsilon^{\mu\nu\rho\sigma} F_{\rho\sigma}/2$ and M represents the axion-photon coupling strength. This type of hypothetical coupling is used for experimental searches of axion-like particles. Despite tremendous experimental efforts to find the axion, it is not discovered yet [8–10]. On the other hand, there have been significant developments in the theory of topological insulators [11–15]. The electromagnetic response of topological insulators may be described by the following term in the Lagrangian:

$$\mathcal{L} = -\frac{\theta}{4} F_{\mu\nu} \tilde{F}^{\mu\nu}, \quad (1.2)$$

where $\theta = \alpha_e/(4\pi)$ inside the topological insulator while it is zero outside the insulator. This provides a manifestation of the axion electrodynamics in condensed-matter systems. Further investigations revealed that space-time dependent $\theta(\vec{x}, t)$ and hence the axion-like effects may appear in the bulk of some materials. The Weyl semimetal is a class of material whose electromagnetic response is represented by $\theta(t, \vec{x}) = b_\mu x^\mu = (-b_0 t + \vec{b} \cdot \vec{x})$ (see e.g., Refs. [16, 17] for reviews). In this case, \vec{b} represents a vector connecting two Weyl nodes in the electron dispersions in momentum space. Even a dynamical axion field may exist in condensed-matter systems [17–19].

The axion electrodynamics may have significant impacts on the Casimir force. The measurement of Casimir force provides direct evidence for the quantum nature of the vacuum and the existence of the background axion-like term necessarily modifies the vacuum fluctuation. Thus it is interesting to search for possible effects of the axion electrodynamics on the Casimir force.

The accurate measurement of Casimir forces in vacuum was first carried out [20] in 1997, a half century after the theoretical prediction [21]. Since then, significant computational and experimental efforts have been devoted to exploring Casimir forces [22–37], finding possible applications in nanomechanical systems [38, 39]. Although Casimir forces can occur at zero temperature, it is of great importance to evaluate the temperature dependence of the Casimir forces [41, 42], in particular, as realistic experimental setups are often at room temperature. Recent experiments include such thermal effect on Casimir forces [40].

One of the important properties of the Casimir force is that it is attractive for dielectric bodies or conductors with a reflection symmetry [43]. This no-go theorem is violated if one considers nonreciprocal media, such as a Weyl semimetal. Casimir force between Weyl semimetals have been calculated in Refs. [44–47] and repulsive force has been found in some parameter regions. Casimir force between normal metals separated by a chiral medium has been calculated in Refs. [48, 49], and again the repulsive Casimir force has been found.

In this paper, we first extend the setup of Refs. [49] and [44]. We include the finite-temperature effect and consider a more realistic experimental apparatus to measure the Casimir force, by taking account of the metal plates at the outermost layers. We prove the existence of the stationary point where the Casimir force vanishes with the use of Weyl semimetals. We further point out that such a zero-Casimir-force setup is useful for the new force search mediated by hypothetical new light particles [50, 51]. The Casimir force experiments give the most stringent constraint on the new force with the new particle mass of $\sim \mathcal{O}(\text{eV})$ or the distance scale of $0.1\text{--}1\,\mu\text{m}$ [52–54]. To probe the new force, the Casimir force is an obstacle, which we want to remove.¹ In this sense, the zero-Casimir-force setup may provide an ideal situation for the new force search.

This paper is organized as follows. In Sec. 2 we briefly review the properties of electromagnetic waves under the axionic effect. In particular, we derive the dispersion relation and the reflection coefficients for the system including Weyl semimetals. In Sec. 3 we derive the Casimir force in several setups and show that the Casimir force can be repulsive, or even can be zero. Interestingly there is a stable point at which the Casimir force is vanishing.

¹The “Casimir-less” experiment has been reported in Ref. [52] by taking a difference between Casimir forces with different materials.

In Sec. 4 we point out that such a Casimir-free setup may be useful for a new force search mediated by hypothetical new light particles.

2 Electromagnetic waves in axion electrodynamics

2.1 Maxwell equations and dispersion relation

The action for the axion electrodynamics is

$$S = \int d^4x \left(-\frac{1}{4} F_{\mu\nu} F^{\mu\nu} - \frac{\theta}{4} F_{\mu\nu} \tilde{F}^{\mu\nu} \right). \quad (2.1)$$

where

$$F_{\mu\nu} = \partial_\mu A_\nu - \partial_\nu A_\mu, \quad \tilde{F}^{\mu\nu} = \frac{1}{2} \epsilon^{\mu\nu\rho\sigma} F_{\rho\sigma}, \quad (2.2)$$

and $\theta(t, \vec{x})$ denotes the axion. The equation of motion is given as

$$\square A^\mu - \partial^\mu (\partial_\nu A^\nu) - \frac{1}{2} \epsilon^{\mu\nu\rho\sigma} \partial_\nu (\theta F_{\rho\sigma}) = 0, \quad (2.3)$$

where $\square = -\partial_t^2 + \vec{\nabla}^2$. Hereafter we take the Lorentz gauge $\partial_\nu A^\nu = 0$. In this gauge, the equation of motion becomes

$$\square A^\mu - \frac{1}{2} \epsilon^{\mu\nu\rho\sigma} \partial_\nu (\theta F_{\rho\sigma}) = 0. \quad (2.4)$$

Let us define

$$b_\mu = (b_0, \vec{b}) \equiv \partial_\mu \theta = (\dot{\theta}, \vec{\nabla} \theta). \quad (2.5)$$

The Maxwell equation is

$$\vec{\nabla} \cdot \vec{E} = -\vec{b} \cdot \vec{B}, \quad (2.6)$$

$$\dot{\vec{E}} - \vec{\nabla} \times \vec{B} = -(b_0 \vec{B} + \vec{b} \times \vec{E}), \quad (2.7)$$

$$\vec{\nabla} \times \vec{E} + \dot{\vec{B}} = 0, \quad (2.8)$$

$$\vec{\nabla} \cdot \vec{B} = 0. \quad (2.9)$$

The equation of motion of the electric field is

$$\ddot{\vec{E}} - \vec{\nabla}^2 \vec{E} + (b_0 \vec{B})' + (\vec{b} \times \vec{E})' - \vec{\nabla}(\vec{b} \cdot \vec{B}) = 0. \quad (2.10)$$

In the following, we assume that b_μ does not depend on \vec{x} nor t . Let us derive the dispersion relation of the photon in such a case by substituting the following ansatz:

$$\vec{E} = \vec{\epsilon} e^{i(-\omega t + \vec{k} \cdot \vec{x})}, \quad \vec{B} = \vec{\eta} e^{i(-\omega t + \vec{k} \cdot \vec{x})}. \quad (2.11)$$

Note that the Maxwell equation (Bianchi identity) implies $\vec{\eta} = \vec{k} \times \vec{\epsilon}/\omega$. From (2.10), we have

$$(-\omega^2 + \vec{k}^2)\vec{\epsilon} = ib_0(\vec{k} \times \vec{\epsilon}) + i\omega(\vec{b} \times \vec{\epsilon}) - \frac{i\vec{k}}{\omega} \left(\vec{k} \cdot (\vec{b} \times \vec{\epsilon}) \right). \quad (2.12)$$

By multiplying \vec{k} to both sides of this equation, we obtain

$$\vec{k} \cdot \vec{\epsilon} = -\frac{i}{\omega} \vec{k} \cdot (\vec{b} \times \vec{\epsilon}). \quad (2.13)$$

This implies that the longitudinal polarization of \vec{E} is not zero in the presence of \vec{b} . Instead, we can define the divergence-free field through

$$\vec{k} \cdot \vec{D} = 0; \quad \vec{D} = \vec{E} + \frac{\vec{b} \times \vec{E}}{\omega}. \quad (2.14)$$

Eq. (2.12) is written as

$$(-\omega^2 + \vec{k}^2)\vec{\epsilon} = ib_0(\vec{k} \times \vec{\epsilon}) + i\omega(\vec{b} \times \vec{\epsilon}) + \vec{k} \left(\vec{k} \cdot \vec{\epsilon} \right). \quad (2.15)$$

2.1.1 The case of $b_0 = 0$

First, we assume $b_0 = 0$. In the remainder of this paper, we focus on this case since our main focus is on Weyl semimetals described by nonzero \vec{b} . Without loss of generality, we can take $\vec{b} = (0, 0, b)$. Eq. (2.15) is rewritten in the matrix form as

$$\mathcal{M} \begin{pmatrix} \epsilon_x \\ \epsilon_y \\ \epsilon_z \end{pmatrix} = 0, \quad \mathcal{M} \equiv \begin{pmatrix} -\omega^2 + k^2 - k_x^2 & -k_x k_y + i\omega b & -k_x k_z \\ -k_x k_y - i\omega b & -\omega^2 + k^2 - k_y^2 & -k_y k_z \\ -k_x k_z & -k_y k_z & -\omega^2 + k^2 - k_z^2 \end{pmatrix}. \quad (2.16)$$

The dispersion relation is derived from the condition $\det \mathcal{M} = 0$. It is calculated as

$$\det \mathcal{M} = \omega^2 [(\omega^2 - k^2 + k_z^2)b^2 - (\omega^2 - k^2)^2] = 0. \quad (2.17)$$

For $\omega \neq 0$, the solution is given by [44]

$$\begin{aligned} \omega^2 &= \vec{k}^2 + \frac{b^2}{2} \pm \frac{b}{2} \sqrt{b^2 + 4k_z^2} \\ &= k_{\parallel}^2 + \left(\sqrt{k_z^2 + \frac{b^2}{4}} \pm \frac{b}{2} \right)^2. \end{aligned} \quad (2.18)$$

This is the dispersion relation of the photon under the axion background with constant $\vec{b} = \vec{\nabla}\theta$. In the limit $k_{\parallel} = 0$ and $k_z \rightarrow 0$,

$$\omega^2 \simeq \begin{cases} b^2 \\ k_z^4/b^2 \end{cases}. \quad (2.19)$$

Thus we have one gapped and one gapless mode.

2.1.2 The case of $\vec{b} = 0$

Next, we consider the case of $\vec{b} = 0$ and $b_0 = \text{const.}$ Eq. (2.12) reads

$$(-\omega^2 + \vec{k}^2)\vec{\epsilon} = ib_0(\vec{k} \times \vec{\epsilon}). \quad (2.20)$$

By multiplying \vec{k} on both sides, we immediately obtain $\vec{k} \cdot \vec{\epsilon} = 0$, i.e., there is no longitudinal polarization. Thus we can take $\vec{k} = (0, 0, k)$ and $\vec{\epsilon} = (\epsilon_x, \epsilon_y, 0)$ without loss of generality. Then, by defining $\epsilon_{\pm} \equiv \epsilon_x \pm i\epsilon_y$, we have

$$(-\omega^2 + k^2 \pm b_0 k)\epsilon_{\pm} = 0. \quad (2.21)$$

Thus the dispersion relation is given by

$$\omega^2 = k(k \pm b_0). \quad (2.22)$$

This implies that the ϵ_- mode becomes tachyonic for $k \rightarrow 0$. The phenomenological consequences of this effect are often discussed in the context of axion cosmology and astrophysics [55, 56]. In this paper, we do not discuss this case.

2.2 Polarization vectors

2.2.1 Polarization of electromagnetic waves in the vacuum

The incoming and reflected momenta are \vec{q} and \vec{q}' , respectively (see Fig. 1). Without loss of generality, we take the \hat{y} component of the momentum to be zero by using the rotational symmetry on (x, y) -plane. The incoming and reflected momenta are related as

$$\vec{q} = (q_x, 0, q_z), \quad \vec{q}' = (q_x, 0, -q_z). \quad (2.23)$$

We also define $q \equiv |\vec{q}| = |\vec{q}'|$. The dispersion relation implies $\sqrt{\epsilon}\omega = q$.

In the vacuum, the electric field satisfies $\vec{q} \cdot \vec{E} = 0$. Thus we can define the polarization of electric fields as follows (see Fig. 1):

$$\hat{e}_2 = \hat{y}, \quad \hat{e}_1 = \hat{y} \times \hat{q} = \frac{q_z}{q}\hat{x} - \frac{q_x}{q}\hat{z}; \quad (2.24)$$

$$\hat{e}'_2 = \hat{y}, \quad \hat{e}'_1 = \hat{y} \times \hat{q}' = -\frac{q_z}{q}\hat{x} - \frac{q_x}{q}\hat{z}; \quad (2.25)$$

The \hat{e}_{i2} and \hat{e}_{r2} polarization correspond to the TE mode, while \hat{e}_{i1} and \hat{e}_{r1} polarization correspond to the TM mode. The right and left chiral modes are defined as

$$\hat{e}_{R,L} = \frac{1}{\sqrt{2}}(\hat{e}_1 \pm i\hat{e}_2) = \frac{1}{\sqrt{2}}\left(\frac{q_z}{q}\hat{x} \pm i\hat{y} - \frac{q_x}{q}\hat{z}\right), \quad (2.26)$$

$$\hat{e}'_{R,L} = \frac{1}{\sqrt{2}}(\hat{e}'_1 \pm i\hat{e}'_2) = \frac{1}{\sqrt{2}}\left(-\frac{q_z}{q}\hat{x} \pm i\hat{y} - \frac{q_x}{q}\hat{z}\right). \quad (2.27)$$

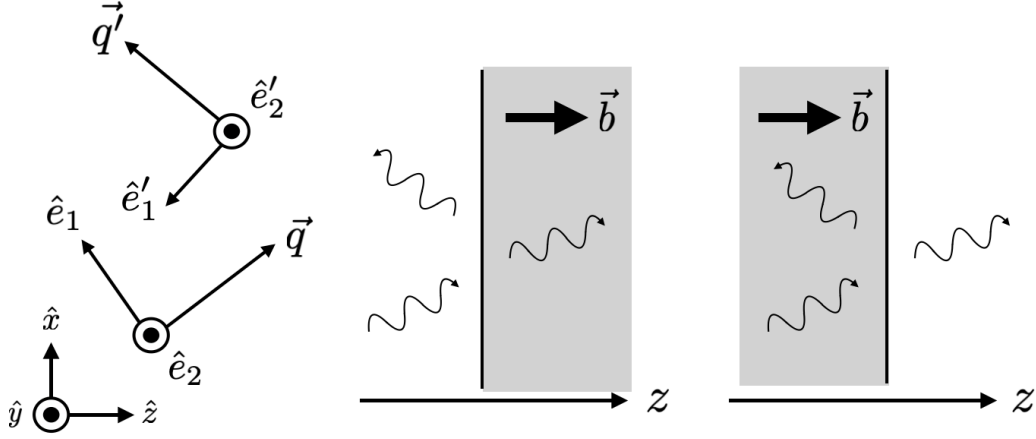


Figure 1: (Left) Polarization basis of the electric field. (Middle) Injection of electromagnetic waves from vacuum to Weyl semimetal. (Right) Injection of electromagnetic waves from Weyl semimetal to vacuum.

The magnetic field is given by $\vec{B} = \vec{q} \times \vec{E} / \omega$. Thus the polarization vector for the magnetic field is

$$\hat{e}_{R,L}^{(B)} = \hat{q} \times \hat{e}_{R,L} = \frac{1}{\sqrt{2}} \left(\mp \frac{iq_z}{q} \hat{x} + \hat{y} \pm \frac{iq_x}{q} \hat{z} \right), \quad (2.28)$$

$$\hat{e}_{R,L}'^{(B)} = \hat{q}' \times \hat{e}_{R,L}' = \frac{1}{\sqrt{2}} \left(\pm \frac{iq_z}{q} \hat{x} + \hat{y} \pm \frac{iq_x}{q} \hat{z} \right). \quad (2.29)$$

2.2.2 Polarization of electromagnetic waves in the Weyl semimetal

The dispersion relation in the Weyl semimetal is given by (2.18). For given ω , there are two solutions for k_z :

$$(k_z^\pm)^2 = \kappa_z(\kappa_z \pm b). \quad (2.30)$$

where $\kappa_z \equiv \sqrt{\omega^2 - k_x^2}$.

Note that \vec{E} in the Weyl semimetal is not transverse: $\vec{k} \cdot \vec{E} \neq 0$ (see Eq. (2.14)). From (2.16), by taking $k_y = 0$, the electric field in the Weyl semimetal satisfies

$$\mathcal{M} \begin{pmatrix} \epsilon_x \\ \epsilon_y \\ \epsilon_z \end{pmatrix} = 0, \quad \mathcal{M} \equiv \begin{pmatrix} -\omega^2 + k^2 - k_x^2 & i\omega b & -k_x k_z \\ -i\omega b & -\omega^2 + k^2 & 0 \\ -k_x k_z & 0 & -\omega^2 + k^2 - k_z^2 \end{pmatrix}. \quad (2.31)$$

By solving this, we obtain the polarization vector for the \pm mode as

$$\hat{e}_\pm = \frac{1}{\sqrt{2}N} \left(\kappa_z^2 \hat{x} \pm i\omega \kappa_z \hat{y} - k_x k_z^\pm \hat{z} \right), \quad (2.32)$$

where N is the normalization constant to make \hat{e}_\pm the unit vector. Similarly, polarization vector for the left-moving mode $\vec{k}' = (k_x, 0, -k_z^\pm)$ is

$$\hat{e}'_\pm = \frac{1}{\sqrt{2}N} \left(-\kappa_z^2 \hat{x} \mp i\omega\kappa_z \hat{y} - k_x k_z^\pm \hat{z} \right). \quad (2.33)$$

Note that \hat{e}_+ and \hat{e}'_- are right-handed waves and \hat{e}_- and \hat{e}'_+ are left-handed waves, as can be seen by comparing them in the $b \rightarrow 0$ limit with (2.26) and (2.27).

For the magnetic field, the polarization vector is given by

$$\hat{e}_\pm^{(B)} = \hat{k}_\pm \times \hat{e}_\pm = \frac{\omega}{\sqrt{2}Nk_\pm} \left(\mp i\kappa_z k_z^\pm \hat{x} + \omega k_z^\pm \hat{y} \pm ik_x \kappa_z \hat{z} \right). \quad (2.34)$$

For reference, polarization vector for the left-moving mode $\vec{k}' = (k_x, 0, -k_z^\pm)$ is

$$\hat{e}'_\pm^{(B)} = \hat{k}_\pm \times \hat{e}_\pm = \frac{\omega}{\sqrt{2}Nk_\pm} \left(\mp i\kappa_z k_z^\pm \hat{x} + \omega k_z^\pm \hat{y} \mp ik_x \kappa_z \hat{z} \right). \quad (2.35)$$

2.3 Reflection coefficients

2.3.1 Injection from vacuum to Weyl semimetal

The arguments below follow Refs. [44, 45, 48]. We consider the case of incoming photon from the vacuum, which is reflected by the Weyl semimetal as schematically shown in the middle panel of Fig. 1. The incoming, reflected, and transmitted waves are assumed to be of the form²

$$\vec{E}_i(\vec{x}) = e^{i(\vec{q}_i \cdot \vec{x} - \omega t)} (\mathcal{E}_R \hat{e}_R + \mathcal{E}_L \hat{e}_L), \quad (2.36)$$

$$\vec{E}_r(\vec{x}) = e^{i(\vec{q}_r \cdot \vec{x} - \omega t)} (\mathcal{E}'_R \hat{e}'_R + \mathcal{E}'_L \hat{e}'_L), \quad (2.37)$$

$$\vec{E}_\pm(\vec{x}) = e^{i(\vec{k}_\pm \cdot \vec{x} - \omega t)} \mathcal{E}_+ \hat{e}_+ + e^{i(\vec{k}_- \cdot \vec{x} - \omega t)} \mathcal{E}_- \hat{e}_-. \quad (2.38)$$

The corresponding magnetic fields are given by $\vec{B}_i = \frac{\vec{q}_i \times \vec{E}_i}{\omega}$ and so on. As we have explained, the electric field in the Weyl semimetal is not divergence-free: $\vec{k}_\pm \cdot \vec{E}_\pm \neq 0$ and hence the TM, TE decomposition is not very useful. Instead, working on the (L, R) basis will turn out to be convenient.

Let us first consider the case of incoming right-handed electromagnetic waves, i.e., $\mathcal{E}_L = 0$. We impose continuous \vec{E}_\parallel and \vec{B}_\parallel at the boundary $z = 0$. From \vec{E}_\parallel , we obtain

$$\mathcal{E}'_R = -\frac{\omega}{N} q_z \mathcal{E}_-, \quad \mathcal{E}_R - \mathcal{E}'_L = \frac{\omega}{N} q_z \mathcal{E}_+. \quad (2.39)$$

From \vec{B}_\parallel , we obtain

$$\mathcal{E}'_R = \frac{\omega}{N} k_z^- \mathcal{E}_-, \quad \mathcal{E}_R + \mathcal{E}'_L = \frac{\omega}{N} k_z^+ \mathcal{E}_+. \quad (2.40)$$

²To satisfy the boundary condition at the surface of the Weyl semimetal at any time, ω must be common on both sides. Also the boundary condition at any spatial points on the surface $\vec{x}_\parallel = (x, y)$ implies $(\vec{q})_x = (\vec{q}')_x = (\vec{k}_+)_x = (\vec{k}_-)_x$. Then the dispersion relation implies $|\vec{q}|_z = |\vec{q}'|_z$. Note also the relation $q \equiv |\vec{q}| = |\vec{q}'| = \omega$ and $\kappa_z = q_z$.

From these equations we obtain

$$\mathcal{E}'_R = \mathcal{E}_- = 0, \quad (2.41)$$

$$R_+ \equiv \frac{\mathcal{E}'_L}{\mathcal{E}_R} = \frac{k_z^+ - q_z}{k_z^+ + q_z} = \frac{b + 2(q_z - k_z^+)}{b}. \quad (2.42)$$

Therefore, the reflection of the right-handed wave on the Weyl semimetal leads to the left-handed wave. Thus it is convenient to work on the (L, R) basis in the presence of Weyl semimetal.

Similarly, for the case of incoming left-handed waves, i.e., $\mathcal{E}_R = 0$, we obtain from \vec{E}_\parallel

$$\mathcal{E}'_L = -\frac{\omega}{N}q_z\mathcal{E}_+, \quad \mathcal{E}_L - \mathcal{E}'_R = \frac{\omega}{N}q_z\mathcal{E}_-. \quad (2.43)$$

and from \vec{B}_\parallel , we obtain

$$\mathcal{E}'_L = \frac{\omega}{N}k_z^-\mathcal{E}_+, \quad \mathcal{E}_L + \mathcal{E}'_R = \frac{\omega}{N}k_z^-\mathcal{E}_-. \quad (2.44)$$

Thus

$$\mathcal{E}'_L = \mathcal{E}_+ = 0, \quad (2.45)$$

$$R_- \equiv \frac{\mathcal{E}'_R}{\mathcal{E}_L} = \frac{k_z^- - q_z}{k_z^- + q_z} = \frac{b + 2(k_z^- - q_z)}{b}. \quad (2.46)$$

Combining them, the reflection matrix is expressed as

$$\mathbf{R}(q_z) = \frac{1}{b} \begin{pmatrix} 0 & b + 2(k_z^- - q_z) \\ b + 2(q_z - k_z^+) & 0 \end{pmatrix}. \quad (2.47)$$

2.3.2 Injection from Weyl semimetal to vacuum

We consider the case of incoming photon from Weyl semimetal, which is reflected by the vacuum as schematically shown in the right panel of Fig. 1.

$$\vec{E}_i(\vec{x}) = e^{i(\vec{k}_+ \cdot \vec{x} - \omega t)} \mathcal{E}_+ \hat{e}_+ + e^{i(\vec{k}_- \cdot \vec{x} - \omega t)} \mathcal{E}_- \hat{e}_-, \quad (2.48)$$

$$\vec{E}_r(\vec{x}) = e^{i(\vec{k}'_+ \cdot \vec{x} - \omega t)} \mathcal{E}'_+ \hat{e}'_+ + e^{i(\vec{k}'_- \cdot \vec{x} - \omega t)} \mathcal{E}'_- \hat{e}'_-, \quad (2.49)$$

$$\vec{E}_t(\vec{x}) = e^{i(\vec{q} \cdot \vec{x} - \omega t)} (\mathcal{E}_R \hat{e}_R + \mathcal{E}_L \hat{e}_L). \quad (2.50)$$

First let us consider the incoming $+$ mode, i.e., $\mathcal{E}_- = 0$. In a similar way as the previous subsection, from the boundary condition, we find

$$\mathcal{E}_L = \mathcal{E}'_- = 0 \quad (2.51)$$

$$\frac{\mathcal{E}'_+}{\mathcal{E}_+} = \frac{q_z - k_z^+}{q_z + k_z^+} = -R_+. \quad (2.52)$$

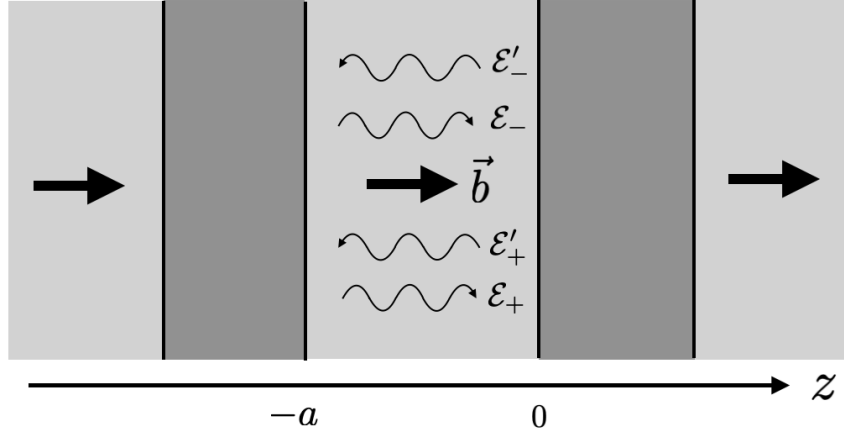


Figure 2: A schematic picture of the setup 1. The chiral medium with the width a is sandwiched by the perfect metal. The region outside the metal plate is also assumed to be filled with the same chiral medium. Also schematically shown are electromagnetic wave modes. The upper two and lower two modes are independent.

Therefore, for the incoming plus mode, the reflected mode is also plus. As noted earlier, the incoming plus mode is (roughly) right-polarized while the reflected plus mode is left-polarized, as naturally expected. For the case of incoming $-$ mode, i.e., $\mathcal{E}_+ = 0$, we obtain

$$\mathcal{E}_R = \mathcal{E}'_+ = 0 \quad (2.53)$$

$$\frac{\mathcal{E}'_-}{\mathcal{E}_-} = \frac{q_z - k_z^-}{q_z + k_z^-} = -R_- \quad (2.54)$$

3 Casimir force in axion electrodynamic systems

In this section, we calculate the Casimir force in axion electrodynamic systems including chiral medium or Weyl semimetals. We give two examples that exhibit the repulsive Casimir force. A formalism for calculating the Casimir force is summarized in App. A. Given a setup, we can derive the function $f_\lambda(\omega)$ in (A.2) such that solutions to the equation $f_\lambda(\omega) = 0$ give possible values of ω . Once we find $f_\lambda(\omega)$, the finite-temperature Casimir force is evaluated by the Lifshitz formula (A.4). Below we consider several setups.

3.1 Setup 1: Force between metal plates in chiral medium

First let us consider the setup shown in Fig. 2: a Weyl semimetal sandwiched by perfect metals. Although the real Weyl semimetal is a solid and one cannot adjust its width a in a given experimental setup, we can regard this system as a representative of more general setups including chiral medium. For example, if we live at the center of a huge axionic domain wall, all the space is effectively filled by a chiral medium with constant \vec{b} . Note that

the following calculations are independent of the width of the metal.³

One solution (which we call “+” mode) is of the form (here and hereafter we drop the overall $e^{i(\vec{k}_{\parallel} \cdot \vec{x}_{\parallel} - \omega t)}$ factor for notational simplicity):

$$\vec{E} = \mathcal{E}_+ e^{ik_z^+ z} \hat{e}_+ + \mathcal{E}'_+ e^{-ik_z^+ z} \hat{e}'_+, \quad (3.1)$$

$$\vec{B} = \frac{k_+}{\omega} \left(\mathcal{E}_+ e^{ik_z^+ z} \hat{e}_+^{(B)} + \mathcal{E}'_+ e^{-ik_z^+ z} \hat{e}'_+^{(B)} \right). \quad (3.2)$$

We impose the boundary condition $E_x = E_y = B_z = 0$ at $z = 0$ and $z = -a$. Then we simply find $\mathcal{E}_+ = \mathcal{E}'_+$ and

$$1 - e^{2ik_z^+ a} = 0. \quad (3.3)$$

The other solution (which we call “-” mode) is of the form

$$\vec{E} = \mathcal{E}_- e^{ik_z^- z} \hat{e}_- + \mathcal{E}'_- e^{-ik_z^- z} \hat{e}'_-, \quad (3.4)$$

$$\vec{B} = \frac{k_-}{\omega} \left(\mathcal{E}_- e^{ik_z^- z} \hat{e}_-^{(B)} + \mathcal{E}'_- e^{-ik_z^- z} \hat{e}'_-^{(B)} \right). \quad (3.5)$$

From the same boundary condition, we also obtain $\mathcal{E}_- = \mathcal{E}'_-$ and

$$1 - e^{2ik_z^- a} = 0. \quad (3.6)$$

We define the function $f_{\lambda}(\omega)$ for $\lambda = +, -$ as

$$f_{\lambda}(\omega) = 1 - e^{2ik_z^{\lambda} a}, \quad (3.7)$$

so that the solution to $f_{\lambda}(\omega) = 0$ gives the allowed modes. Therefore it is easily found that the solution is

$$k_z^+ = \frac{n\pi}{a}, \quad k_z^- = \frac{n\pi}{a} \quad n = 0, \pm 1, \dots \quad (3.8)$$

If $b = 0$, we find $k_z^+ = k_z^- = n\pi/a$ as usually found in the case of a vacuum separated by metal plates.

The Casimir free energy per unit area is given by

$$\begin{aligned} \mathcal{F}_{\text{Cas}} &= T \sum_{\lambda=+,-} \sum'_{\ell \geq 0} \int \frac{d^2 k_{\parallel}}{(2\pi)^2} \ln f_{\lambda}(i\xi_{\ell}) \\ &= T \sum_{\lambda=+,-} \sum'_{\ell \geq 0} \int \frac{d^2 k_{\parallel}}{(2\pi)^2} \ln \left[1 - e^{-2\tilde{k}_{z,\ell}^{\lambda} a} \right], \end{aligned} \quad (3.9)$$

where $\xi_{\ell} = 2\pi T\ell$ and

$$\tilde{k}_{z,\ell}^{\pm} = \left[\sqrt{\xi_{\ell}^2 + k_{\parallel}^2} \left(\sqrt{\xi_{\ell}^2 + k_{\parallel}^2} \mp ib \right) \right]^{1/2}. \quad (3.10)$$

³To be precise, a real metal has a finite skin depth and we are assuming that the width is thicker than the skin depth.

The Casimir force is given by

$$\begin{aligned}
F_{\text{Cas}} &= -\frac{\partial \mathcal{F}_{\text{Cas}}}{\partial a} \\
&= -2T \sum_{\lambda=+,-} \sum'_{\ell \geq 0} \int \frac{d^2 k_{\parallel}}{(2\pi)^2} \frac{\tilde{k}_{z,\ell}^{\lambda} e^{-2\tilde{k}_{z,\ell}^{\lambda} a}}{1 - e^{-2\tilde{k}_{z,\ell}^{\lambda} a}}.
\end{aligned} \tag{3.11}$$

Note that we are assuming that the space outside the metal is also filled by the same chiral medium with constant \vec{b} as shown in Fig. 2, although it is rather implicit and hidden in a regularization procedure in (3.9). Otherwise, we would have an extra contribution to the Casimir force. The numerical results for the Casimir force, normalized by the case of $b = 0$, i.e., $F_0 \equiv F(b = 0) = -\pi^2/(240a^4)$, are shown in Fig. 3. In the left (right) panel we take $b = 1 \text{ eV}$ (0.1 eV). For reference, $1/b = 0.197 \mu\text{m}$ in the left panel and $1/b = 1.97 \mu\text{m}$ in the right panel.⁴ It reproduces the result of Ref. [49] in the low-temperature limit. It is seen that for $b = 0.1 \text{ eV}$ the result for the room temperature deviates from the result of the zero-temperature limit. An important feature is that F/F_0 becomes negative for a large distance, meaning that the Casimir force becomes repulsive.

One may understand the origin of this repulsive force as follows. Let us consider a one-dimensional analog of Eq. (2.18) whose dispersion relation is $\omega_{\pm} = \sqrt{k_z^2 + b^2/4} \pm b/2$ with $k_z = n\pi/L$. Its energy at zero temperature is obtained by taking a summation of $\sum_{\lambda=+,-} \sum_{n \geq 0} \omega_{\lambda}$ with an appropriate regularization. For simplicity, we take a regularization scheme where the high energy modes exceeding a cutoff scale $\Lambda (\gg b)$ are damped immediately. If one takes the summation of $\lambda = +, -$ first, the resultant dispersion is just two massive modes of $\tilde{\omega} = \sqrt{k_z^2 + b^2/4}$, which is known to give the attractive force. However, these massive modes only cannot take into account all the contributions because there always exist more minus modes than plus modes fulfilling $\omega_{\lambda} < \Lambda$. As a result, the total energy must involve an opposite contribution to that of massive modes only.⁵ Since the contribution from the “massive” modes is suppressed for $bL \gtrsim 1$, this leads to the repulsive Casimir force at a large distance. Essentially the same argument also applies to the three dimensional case.

3.2 Setup 2: Force between Weyl semimetals in vacuum

Next let us consider the setup shown in Fig. 4. This setup will be further discussed in the next section in connection to new force searches. Again we note that the following calculations are independent of the width of metal plates. Possible eigenmodes are schematically shown in the figure. The upper one, which we call “−” mode, and the lower one, “+” mode, are independent solutions as far as the outermost bodies are the perfect metal. Otherwise, they are mixed. In this paper, we just focus on the case of thick perfect metals as the layer 0 and

⁴Note that our definition of b is the same as b in Ref. [49] and $e^2/(2\pi^2)$ times b in Ref. [44]. See e.g., Ref. [57] for reference values of b . In our definition, it is typically $b \sim 1 \text{ eV}$.

⁵In this one-dimensional analog system, it can be estimated as $\sim -b^2 L$ for $bL \lesssim \pi$.

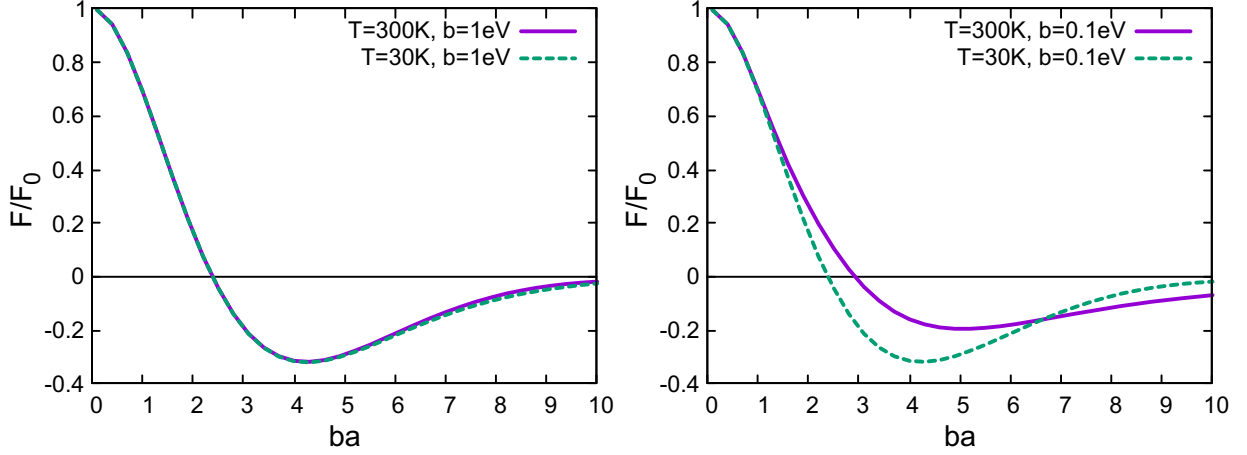


Figure 3: The Casimir force normalized by the case of $b = 0$ in the setup 1 (Fig. 2). In the left (right) panel we take $b = 1$ eV (0.1 eV). For reference, $1/b = 0.197 \mu\text{m}$ in the left panel and $1/b = 1.97 \mu\text{m}$ in the right panel. The negative F/F_0 , below the horizontal black line, means the repulsive Casimir force.

4. One solution (which we call “+” mode) is of the form:

$$\vec{E} = \begin{cases} \mathcal{E}_{1+} e^{ik_z^+ z} \hat{e}_+ + \mathcal{E}'_{1+} e^{-ik_z^+ z} \hat{e}'_+ & \text{for } -\delta - a' < z < -\delta \\ \mathcal{E}_{2R} e^{iq_z z} \hat{e}_R + \mathcal{E}'_{2L} e^{-iq_z z} \hat{e}'_L & \text{for } -\delta < z < 0 \\ \mathcal{E}_{3+} e^{ik_z^+ z} \hat{e}_+ + \mathcal{E}'_{3+} e^{-ik_z^+ z} \hat{e}'_+ & \text{for } 0 < z < a \end{cases} \quad (3.12)$$

$$\vec{B} = \begin{cases} \frac{k_+}{\omega} \left(\mathcal{E}_{1+} e^{ik_z^+ z} \hat{e}_+^{(B)} + \mathcal{E}'_{1+} e^{-ik_z^+ z} \hat{e}'_+^{(B)} \right) & \text{for } -\delta - a' < z < -\delta \\ \frac{q}{\omega} \left(\mathcal{E}_{2R} e^{iq_z z} \hat{e}_R^{(B)} + \mathcal{E}'_{2L} e^{-iq_z z} \hat{e}'_L^{(B)} \right) & \text{for } -\delta < z < 0 \\ \frac{k_+}{\omega} \left(\mathcal{E}_{3+} e^{ik_z^+ z} \hat{e}_+^{(B)} + \mathcal{E}'_{3+} e^{-ik_z^+ z} \hat{e}'_+^{(B)} \right) & \text{for } 0 < z < a \end{cases} \quad (3.13)$$

The boundary conditions at the perfect metal plate $z = a$ and $z = -\delta - a'$ give

$$\frac{\mathcal{E}'_{3+}}{\mathcal{E}_{3+}} = e^{2ik_z^+ a}, \quad \frac{\mathcal{E}'_{1+}}{\mathcal{E}_{1+}} = e^{-2ik_z^+ (\delta + a')}. \quad (3.14)$$

The boundary conditions at the surface of the Weyl semimetal $z = 0$ and $z = -\delta$ give

$$\frac{\mathcal{E}_{2R} - \mathcal{E}'_{2L}}{\mathcal{E}_{2R} + \mathcal{E}'_{2L}} = \frac{q_z}{k_z^+} \frac{1 - e^{2ik_z^+ a}}{1 + e^{2ik_z^+ a}}, \quad \frac{\mathcal{E}_{2R} - \mathcal{E}'_{2L} e^{2iq_z \delta}}{\mathcal{E}_{2R} + \mathcal{E}'_{2L} e^{2iq_z \delta}} = \frac{q_z}{k_z^+} \frac{1 - e^{-2ik_z^+ a'}}{1 + e^{-2ik_z^+ a'}}, \quad (3.15)$$

After some calculations, we eventually find an equation that gives allowed modes in the system:

$$0 = 1 - e^{2iq_z \delta} \frac{R_+ + e^{2ik_z^+ a}}{1 + R_+ e^{2ik_z^+ a}} \frac{R_+ + e^{2ik_z^+ a'}}{1 + R_+ e^{2ik_z^+ a'}}, \quad (3.16)$$

where R_+ is a reflection coefficient that has been defined in Eq. (2.42). We obtain a similar solution for the “−” mode solution. Thus the function f_λ is given as follows:

$$f_\lambda(\omega) = \left[1 - r_\lambda^{(24)}(\omega) r_\lambda^{(20)}(\omega) e^{2iq_z \delta} \right] \left(1 + R_\lambda e^{2ik_z^+ a} \right) \left(1 + R_\lambda e^{2ik_z^+ a'} \right), \quad (3.17)$$

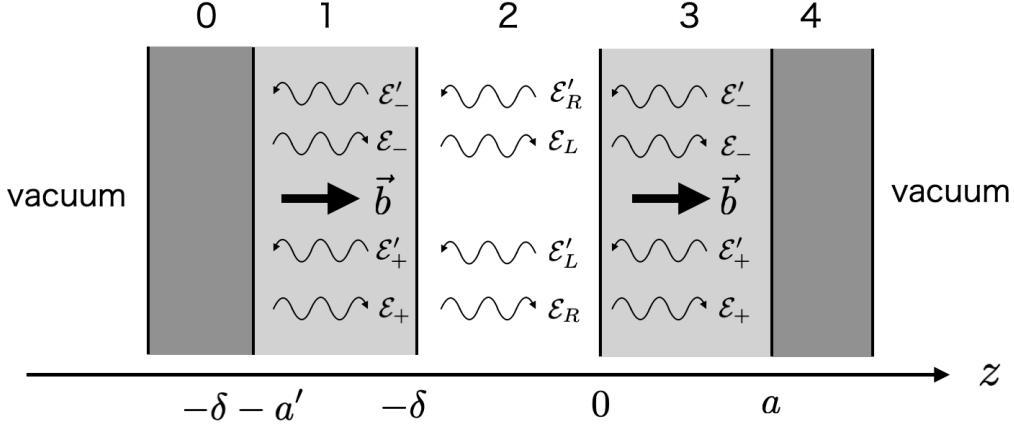


Figure 4: A schematic picture of the setup 2. Layers 0 and 4 are perfect metals, 1 and 3 are Weyl semimetals with the width a' and a respectively, and layer 2 is the vacuum. Possible eigenmodes are shown. The upper one, which we call the “-” mode, and the lower one, the “+” mode, are independent solutions.

where $\lambda = +$ or $-$ and $r_\lambda^{(ij)}$ denotes the effective reflection coefficient between body i and j .⁶

$$r_\lambda^{(24)}(\omega) = \frac{R_\lambda + e^{2ik_z^\lambda a}}{1 + R_\lambda e^{2ik_z^\lambda a}}, \quad r_\lambda^{(20)}(\omega) = \frac{R_\lambda + e^{2ik_z^\lambda a'}}{1 + R_\lambda e^{2ik_z^\lambda a'}}. \quad (3.18)$$

Thus the Casimir free energy per unit area is given by

$$\mathcal{F}_{\text{Cas}} = T \sum_{\lambda=+,-} \sum'_{\ell \geq 0} \int \frac{d^2 k_\parallel}{(2\pi)^2} \ln \left[1 - r_\lambda^{(24)}(i\xi_\ell) r_\lambda^{(20)}(i\xi_\ell) e^{-2\tilde{q}_{z,\ell}\delta} \right] + (\delta\text{-independent}), \quad (3.19)$$

where $\tilde{q}_{z,\ell} = \sqrt{\xi_\ell^2 + k_\parallel^2}$. The Casimir force is given by

$$\begin{aligned} F_{\text{Cas}} &= -\frac{\partial \mathcal{F}_{\text{Cas}}}{\partial \delta} \\ &= -2T \sum_{\lambda=+,-} \sum'_{\ell \geq 0} \int \frac{d^2 k_\parallel}{(2\pi)^2} \frac{\tilde{q}_{z,\ell} r_\lambda^{(24)} r_\lambda^{(20)} e^{-2\tilde{q}_{z,\ell}\delta}}{1 - r_\lambda^{(24)} r_\lambda^{(20)} e^{-2\tilde{q}_{z,\ell}\delta}}. \end{aligned} \quad (3.20)$$

Fig. 5 shows the numerical result for the Casimir force with $a = a'$, normalized by the standard Casimir force $F_0 = -\pi^2/(240\delta^4)$. In the left (right) panel we take $b = 1$ eV (0.1 eV). For reference, $1/b = 0.197 \mu\text{m}$ in the left panel and $1/b = 1.97 \mu\text{m}$ in the right panel. It is seen that the Casimir force is repulsive for small δ and the force becomes zero around $b\delta = 4$ for $ab \gg 1$ in the low-temperature limit in both panels. The case without the metals in the

⁶These results depend on the relative direction of \vec{b} in the two Weyl semimetals. For example, if the direction of \vec{b} in the body 1 were reversed, Eq. (3.17) should be modified as $f_\pm = \left[1 - r_\pm^{(24)} r_\mp^{(20)} e^{2iq_z \delta} \right] \left(1 + R_\pm^{2ik_z^\pm a} \right) \left(1 + R_\mp e^{2ik_z^\mp a'} \right)$.

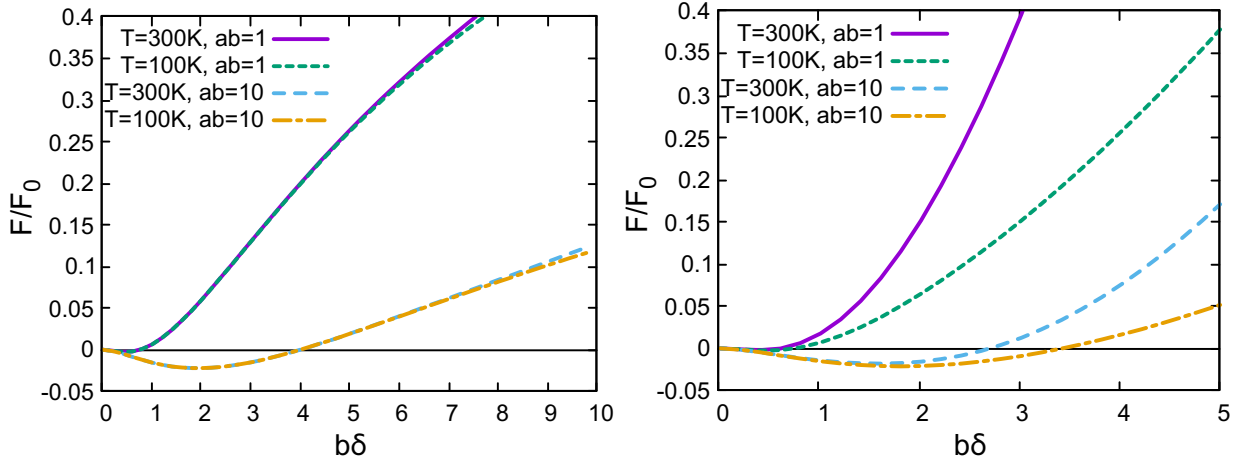


Figure 5: The Casimir force in the setup 2 (Fig. 4). In the left (right) panel we take $b = 1$ eV (0.1 eV) and varied the temperature as $T = 300$ K and 100 K with $ab = 1$ and 10. For reference, $1/b = 0.197 \mu\text{m}$ in the left panel and $1/b = 1.97 \mu\text{m}$ in the right panel. The negative F/F_0 , below the black horizontal line, means the repulsive Casimir force.

zero-temperature limit has been considered in Ref. [44], which is consistent with ours in the limit $ab \rightarrow \infty$. On the other hand, in the limit $a \rightarrow 0$, we obtain $F/F_0 = 1$ as expected. Remarkably, the point at which the Casimir force vanishes is stationary, meaning that such a configuration is stable against perturbation. This configuration may serve as an ideal setup for the new force search, as explained in the next section.

4 Implication for new force search

If there exists a light new particle, it generally mediates new force between bodies [50, 58–60]. Examples of such new particles are CP-even scalars, such as dilaton or moduli, or $B - L$ vector bosons. Light CP-even scalar particles may appear in extra dimension theories such as string theory, and they couple to the mass of the material. The $B - L$ vector boson may appear in a gauged $U(1)_{B-L}$ extension of the Standard Model, which may be motivated by the explanation of neutrino masses or the grand unified theory. The $B - L$ vector boson couples to the $B - L$ number of the material, which is equivalent to the number of neutrons in an electrically neutral body. In both cases, a potential between small bodies with masses m_1 and m_2 is given by

$$V = -\frac{Gm_1m_2}{r} (1 + \alpha e^{-r/\lambda}), \quad (4.1)$$

where G is the Newton constant and λ is the Compton wavelength of the new particle. The first term describes the standard Newtonian gravity force and the second term is the new force mediated by the new particle, where α parametrizes the coupling between the new particle and the Standard Model particles. Various experiments give constraints on the new force on various length scales, corresponding to various mass ranges of the new particle. The

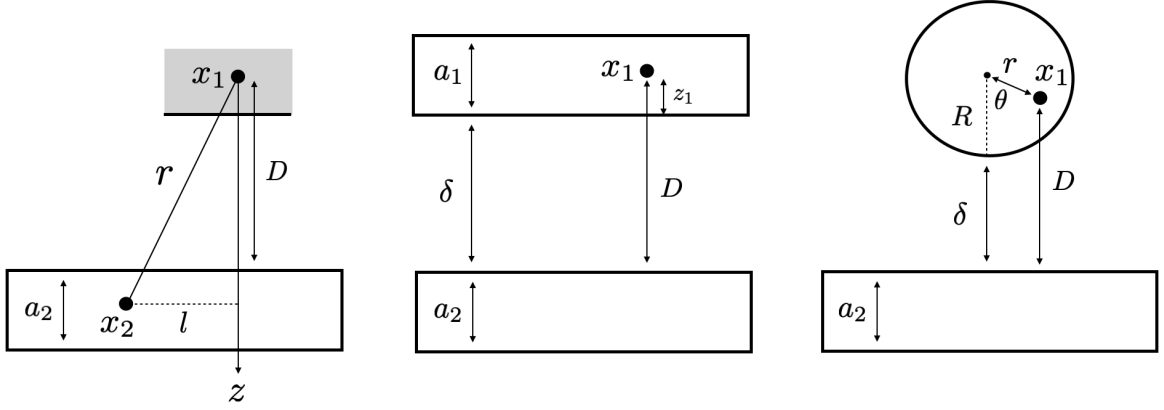


Figure 6: (Left) Coordinate to calculate the potential between x_1 in the body 1 and x_2 in the body 2. (Middle) The case where body 1 is a plate. (Right) The case where body 1 is a sphere.

Casimir force measurement gives the most stringent constraint on the new force mediated by a new particle with a mass of $\mathcal{O}(\text{eV})$ at the separation scale of $\mathcal{O}(0.1\text{--}1)\mu\text{m}$ [52, 54].

From the viewpoint of new force search, the Casimir force is an obstacle that hides the new force effect (see e.g., Ref. [61] for an idea of shielding the Casimir-Polder force for new force search). Our setup described in Sec. 3.2 opens up a possibility of the Casimir-free stationary point at the separation of $\mathcal{O}(0.1\text{--}1)\mu\text{m}$ scales, and hence the sensitivity to the new force may be significantly improved.

Let us derive a new force acting on 2 bodies. For that purpose, we first calculate the potential induced by an exchange of a new particle between a small piece of body 1 with mass m_1 and the entire body 2 (see the left panel of Fig. 6 for the choice of coordinate):

$$\begin{aligned}
 dV &= -G\alpha m_1 \rho_2 \int \frac{e^{-r/\lambda}}{r} d^3x_2 \\
 &= -G\alpha m_1 \rho_2 \int_D^{D+a_2} dz \int_0^L 2\pi l \frac{e^{-\sqrt{z^2+l^2}/\lambda}}{\sqrt{z^2+l^2}} dl \\
 &= -2\pi G\alpha m_1 \rho_2 \lambda^2 e^{-D/\lambda} (1 - e^{-a_2/\lambda}), \tag{4.2}
 \end{aligned}$$

where we have made an approximation $\lambda \ll L$ and ρ_1 and ρ_2 are the mass density of the body 1 and 2, respectively.⁷ The total potential between body 1 and 2 is obtained by integrating dV over body 1. Below we consider two cases as the shape of the body 1: a parallel plate or a sphere.

If body 1 is a parallel plate, as shown in the middle panel of Fig. 6, the total potential is given by the integration of dV with d^3x_1 . By noting $m_1 = \rho_1 d^3x_1$ and the integration range is expressed as $\int d^3x_1 e^{-D/\lambda} = \int_0^{a_1} dz_1 \int dS_1 e^{-(\delta+z_1)/\lambda}$, we obtain

$$V(\delta) = -S_1 \times 2\pi G\alpha \rho_1 \rho_2 \lambda^3 e^{-\delta/\lambda} (1 - e^{-a_1/\lambda}) (1 - e^{-a_2/\lambda}), \tag{4.3}$$

⁷In the case of the $B-L$ vector boson, ρ_1 and ρ_2 should be regarded as the mass density times the neutron number fraction in each atom, which is typically ~ 0.5 .

where S_i is the cross sectional area of the body i ($= 1, 2$), assuming $S_1 < S_2$. The new force per unit area between bodies 1 and 2 is given by

$$F_{\text{new}} = -\frac{1}{S_1} \frac{\partial V}{\partial \delta} = -2\pi G\alpha\rho_1\rho_2\lambda^2 e^{-\delta/\lambda} (1 - e^{-a_1/\lambda}) (1 - e^{-a_2/\lambda}). \quad (4.4)$$

If body 1 is a sphere, as shown in the right panel of Fig. 6, the total potential between the two bodies is given by

$$\begin{aligned} V(\delta) &= \int d^3x_1 dV \\ &= -2\pi G\alpha\rho_1\rho_2\lambda^2 e^{-(R+\delta)/\lambda} (1 - e^{-a_2/\lambda}) \left(2\pi \int_0^R dr \int_0^\pi d\theta r^2 \sin\theta e^{r \cos\theta/\lambda} \right) \\ &= -4\pi^2 G\alpha\rho_1\rho_2\lambda^4 R e^{-\delta/\lambda} (1 - e^{-a_2/\lambda}), \end{aligned} \quad (4.5)$$

where we used $D = R + \delta - r \cos\theta$ and assumed $\lambda \ll R$ in the last line. The total new force between bodies 1 and 2 is given by (note that it is the total force, not the force per unit area)

$$F_{\text{new}} = -\frac{\partial V}{\partial \delta} = -4\pi^2 G\alpha\rho_1\rho_2\lambda^3 R e^{-\delta/\lambda} (1 - e^{-a_2/\lambda}). \quad (4.6)$$

Now let us compare the Casimir force and the new force. We assume the setup of Fig. 4 with $a = a'$. The Casimir force has already been calculated in (3.20). The new force is given by generalization of Eq. (4.4) to include the layers of Weyl semimetals and metals. Assuming the gold layer as the outermost bodies, we obtain

$$F_{\text{new}} = -2\pi G\alpha\lambda^2 e^{-\delta/\lambda} [\rho_{\text{WS}}(1 - e^{-a/\lambda}) + \rho_{\text{Au}}e^{-a/\lambda}(1 - e^{-d_{\text{Au}}/\lambda})]^2, \quad (4.7)$$

where ρ_{WS} and ρ_{Au} are the mass density of the Weyl semimetal and gold, respectively, and d_{Au} is the width of the gold. Fig. 7 shows the ratio between the Casimir force $|F_{\text{Cas}}|$ and new force $|F_{\text{new}}|$. We have taken $b = 1$ eV and $\lambda = 0.5 \mu\text{m}$ in the left panel and $b = 5$ eV and $\lambda = 0.1 \mu\text{m}$ in the right panel. The other parameters are taken as $a = 2/b$, $T = 300$ K (although the temperature dependence is not significant), $\rho_{\text{Au}} = 19.3 \text{ g/cm}^3$, $d_{\text{Au}} = 0.2 \mu\text{m}$ and $\rho_{\text{WS}} = 10 \text{ g/cm}^3$. The new force strength, α , is varied as indicated in each panel. For reference, we also plotted the case of $b = 0$. It is clearly seen that the Casimir force is suppressed by orders of magnitude compared with the case of $b = 0$. Note that the current upper bound on α is about $\alpha \sim 5 \times 10^{10}$ for $\lambda = 0.5 \mu\text{m}$ and $\alpha \sim 10^{13}$ for $\lambda = 0.1 \mu\text{m}$ [52, 54]. Even for α much below this upper bound, the Casimir force can be negligible and the new force can be the dominant force acting on the body at some certain distance, which opens up a possibility to improve the new force search. We also note that the distance at which the Casimir force vanishes depends on b , a and temperature, as seen from Fig. 5 and hence it may be possible to adjust it to the desired point. However, our discussion here is just a short demonstration of our idea and its theoretical background, and careful studies are required for real experiments.

As a final remark, the sensitivity may be further improved by taking a difference of force between different experimental setups along the line of Ref. [52], as schematically

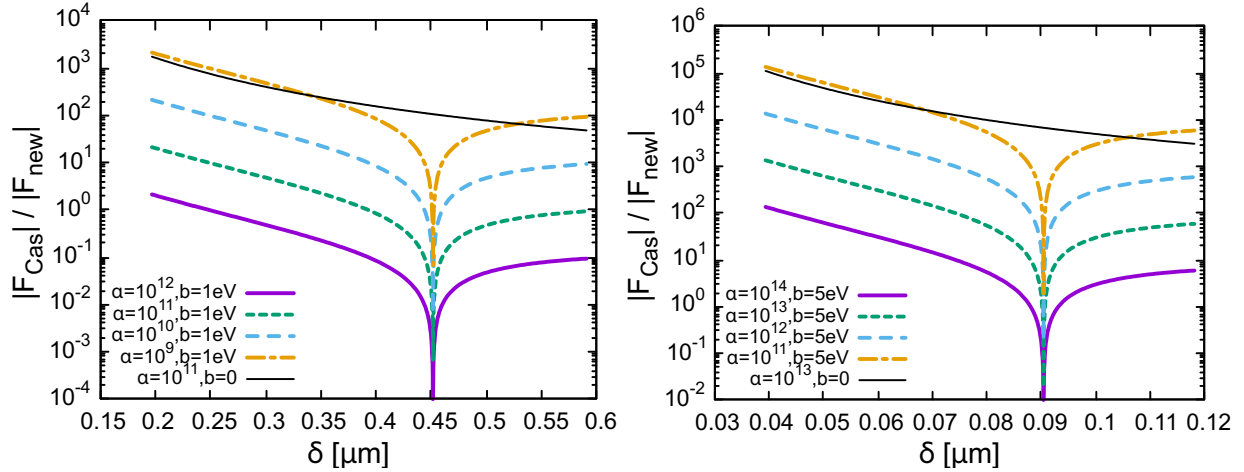


Figure 7: The ratio between the Casimir force $|F_{\text{Cas}}|$ and new force $|F_{\text{new}}|$ for various choice of new force strength α . We have taken $b = 1 \text{ eV}$ and $\lambda = 0.5 \mu\text{m}$ in the left panel and $b = 5 \text{ eV}$ and $\lambda = 0.1 \mu\text{m}$ in the right panel.

shown in Fig. 8. Suppose that we found a stationary point in an experiment at which the Casimir force vanishes and it can be compared with the theoretical prediction. However, taking uncertainties in the calculation into account, it may be rather difficult to extract a contribution from the new force if it is sufficiently weak. Still one can take a difference of the stationary point between two cases, e.g., the case of gold and germanium as the outermost body as shown in Fig. 8. If the common gold layer of the body is thick enough, i.e., thicker than the plasma wavelength $\sim 0.135 \mu\text{m}$, the Casimir force acting on the body is the same between the case of gold and germanium since the Casimir force becomes independent of what lies beyond the thick gold layer, while the new force “feels” the materials beyond the coating layer since the mass density is different. Thus the difference should be zero if there were no new force, and finding a nonzero difference would be a signal of a new force.

5 Conclusions and discussion

Since the theoretical proposal long ago, the Casimir force had been measured in various setups. It is typically an attractive force, but a repulsive force is also possible in some setups. The measurement of the Casimir force itself is interesting since it gives direct evidence of the quantum nature of the vacuum. On the other hand, the Casimir force is a major obstacle to finding a new force mediated by new hypothetical particles at the micro-meter scale. We point out that it is possible to achieve zero Casimir force in experimental setups involving Weyl semimetals. This setup may potentially enhance the sensitivity of the new force search.

Although we have considered Weyl semimetals at room temperature as an example, other nonreciprocal materials can be used, such as indium antimonide (InSb), where an external magnetic field needs to be applied [62]. In Refs. [63, 64], Casimir force on topological or Chern insulators has been calculated and a repulsive force is found. Without nonreciprocal materials, nonequilibrium systems consisting of reciprocal materials allow zero Casimir

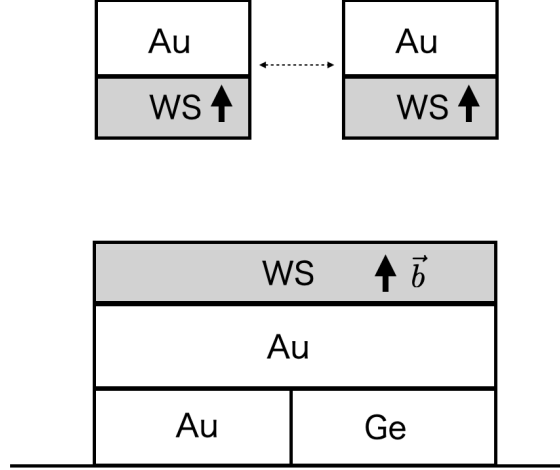


Figure 8: Schematic picture of the setup to measure the difference of the stationary point between two materials, gold (Au) and germanium (Ge). WS denotes the Weyl semimetal with the arrow indicating the direction of \vec{b} . A thin dotted arrow indicates that the upper body is moved in a parallel direction to take a difference.

force [65–68]. In Ref. [69], the nonequilibrium Casimir force in a system consisting of SiO_2 and silicon plates was made stable around the zero-force point through a feedback control process involving temperature measurement and modulation. There are several possibilities for obtaining Casimir force-free setups. We will study which setups are the most appropriate in actual experiments in future works⁸.

Note added While finalizing this manuscript, Ref. [70] appeared on arXiv. They also discuss the finite-temperature effect on the Casimir force in axion electrodynamics.

Acknowledgment

This work was supported by JSPS KAKENHI Grant Nos. 17H06359 (K.N.), 18K03609 (K.N.). This work was supported by World Premier International Research Center Initiative (WPI), MEXT, Japan. Y.E. is supported in part by the DOE grant DE-SC0011842. K.M. was supported by MEXT Leading Initiative for Excellent Young Researchers Grant No. JPMXS0320200430, and by JSPS KAKENHI Grant No. JP22K14044.

⁸Note that we have found a stabilizing point for the force, not merely a zero force. This “Casimir spring” may have the potential for various applications beyond fundamental physics.

A Lifshitz formula for Casimir force at finite temperature

A.1 Lifshitz formula

For given setups including metals or dielectrics, the frequency of electromagnetic waves are generally discretized. To derive the Casimir energy, we should evaluate the discrete summation over the frequency $\omega_{n,\lambda}$

$$\sum_{\lambda} \sum'_{n \geq 0} \omega_{n,\lambda}, \quad (\text{A.1})$$

where λ represents different types of modes for a given setup and the prime in the summation implies that the $n = 0$ term should be multiplied by a factor $1/2$. For systems consisting of normal metals or dielectrics, a common choice is that we classify the modes into the transverse-magnetic (TM) and transverse-electric (TE) modes. In this case, $\lambda = \text{TM}$ or TE . Another choice is to classify it into right- and left-handed polarized waves, as done in the main text of this paper, since it is more convenient in the case of chiral media such as Weyl semimetals. In this case, $\lambda = \text{R}$ or L .⁹ It is conveniently evaluated by using the argument principle:

$$\sum_{\lambda} \sum'_{n \geq 0} \omega_{n,\lambda} = \sum_{\lambda} \frac{1}{2\pi i} \oint \omega d \ln f_{\lambda}(\omega). \quad (\text{A.2})$$

Here the function $f_{\lambda}(\omega)$ is chosen such that the solution to $f_{\lambda}(\omega) = 0$ gives possible allowed frequencies ω satisfying the boundary condition in the system under consideration and also that $1/f_{\lambda}(\omega)$ contains first-order poles at $\omega = \omega_{n,\lambda}$.

In the finite temperature system with temperature T , the Casimir free energy density per unit area is given by

$$\mathcal{F}_{\text{Cas}} = \sum_{\lambda} \sum'_{n \geq 0} \int \frac{d^2 k_{\parallel}}{(2\pi)^2} \left[\frac{\omega_{n,\lambda}}{2} + T \ln (1 - e^{-\omega_{n,\lambda}/T}) \right] - \mathcal{F}_{\text{vac}}, \quad (\text{A.3})$$

where \mathcal{F}_{vac} denotes the vacuum contribution to regularize the divergence coming from the quantum zero-point energy. By the generalized argument principle, it is further conveniently evaluated as

$$\begin{aligned} \mathcal{F}_{\text{Cas}} &= T \sum_{\lambda} \int \frac{d^2 k_{\parallel}}{(2\pi)^2} \sum'_{n \geq 0} \ln \left(2 \sinh \frac{\omega_{n,\lambda}}{2T} \right), \\ &= T \sum_{\lambda} \int \frac{d^2 k_{\parallel}}{(2\pi)^2} \frac{1}{2\pi i} \oint \ln \left(2 \sinh \frac{\omega_{\lambda}}{2T} \right) d \ln f_{\lambda}(\omega), \\ &= T \sum_{\lambda} \sum'_{\ell \geq 0} \int \frac{d^2 k_{\parallel}}{(2\pi)^2} \ln f_{\lambda}(i\xi_{\ell}), \end{aligned} \quad (\text{A.4})$$

⁹In the main text, we assumed a perfect mirror at the boundary of the system. If we take into account the effect of the finite dielectric constant of the metal, left and right modes are mixed and the classification by the index λ may no longer be convenient.

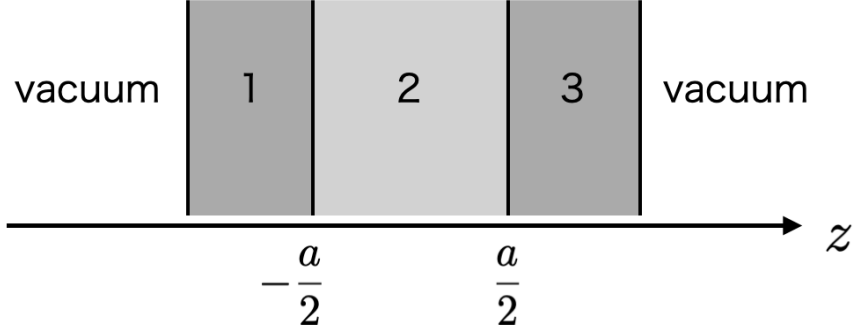


Figure 9: The layer 1, 2, and 3 are assumed to have dielectric constants of ϵ_1, ϵ_2 and ϵ_3 , respectively. The leftmost and rightmost regions are assumed to be the vacuum.

with the function f_λ where $\xi_\ell = 2\pi T\ell$ denotes the Matsubara frequency. After all, we have replaced the summation over n with the summation over ℓ . The latter formulation is much more convenient for practical purposes for general materials with finite dielectric constants, since we do not need to explicitly solve the complicated equation $f_\lambda(\omega) = 0$ in the latter formulation. Note that we have regularized the divergence with the counter term \mathcal{F}_{vac} . This is a general formula and the information of the concrete setup is contained in the form of the function $f_\lambda(\omega)$. The expression for the zero temperature limit is obtained by formally replacing

$$T \sum'_{\ell \geq 0} \rightarrow \int_0^\infty \frac{d\xi}{2\pi}. \quad (\text{A.5})$$

Below we evaluate the Casimir force for the three-layer and five-layer case, by using the concrete function $f_\lambda(\omega)$ obtained in the previous section.

A.2 An example of normal metal

As a simple example, we consider the three-layer setup as shown in Fig. 9. The dielectric constants in each layer 1, 2 and 3 are taken to be ϵ_i ($i = 1, 2, 3$). As for the magnetic permeability, we take $\mu_1 = \mu_2 = \mu_3 = 1$ for simplicity. We want to know the allowed modes and the dispersion relation of the photon in this setup. We assume the solution of the form

$$\vec{E}(\vec{x}, t) = \vec{\mathcal{E}}(z) e^{i(\vec{k}_\parallel \cdot \vec{x}_\parallel - \omega t)}, \quad \vec{B}(\vec{x}, t) = \vec{\mathcal{B}}(z) e^{i(\vec{k}_\parallel \cdot \vec{x}_\parallel - \omega t)} \quad (\text{A.6})$$

First consider the TM mode, i.e., $\mathcal{B}_z = 0$. We seek a solution of the form

$$\mathcal{E}_z = \begin{cases} Ae^{-q_3 z} & z > a/2 \\ Be^{q_2 z} + Ce^{-q_2 z} & -a/2 < z < a/2, \\ De^{q_1 z} & z < -a/2 \end{cases} \quad (\text{A.7})$$

with A, B, C, D denoting constants (one of which is redundant because the overall normalization is free) and $k_{\parallel}^2 - q_i^2 = \epsilon_i \omega^2$. Note that we assume q_3 and q_1 are real and positive so that the electromagnetic field damps at large $|z|$, while q_2 can be either real or pure imaginary. The boundary condition implies continuous $\epsilon \mathcal{E}_z$ across the boundary. Also, by noting that $\vec{\nabla} \cdot \vec{E} = 0$ for all the regions (since we are considering the dielectric material), we have $i\vec{k}_{\parallel} \cdot \vec{E}_{\parallel} = -\partial_z E_z$. Since \vec{E}_{\parallel} must be continuous across the boundary, this implies that $\partial_z \mathcal{E}_z$ is continuous. To summarize, the boundary condition at $z = a/2$ is

$$\epsilon_2 \mathcal{E}_z(z \rightarrow a/2 - 0) = \epsilon_3 \mathcal{E}_z(z \rightarrow a/2 + 0), \quad \partial_z \mathcal{E}_z(z \rightarrow a/2 - 0) = \partial_z \mathcal{E}_z(z \rightarrow a/2 + 0). \quad (\text{A.8})$$

From this we obtain

$$\frac{B}{C} = \frac{\epsilon_3 q_2 - \epsilon_2 q_3}{\epsilon_3 q_2 + \epsilon_2 q_3} e^{-q_2 a} = r_{\text{TM}}^{(23)} e^{-q_2 a}. \quad (\text{A.9})$$

Here we have defined the reflection coefficient for the TM and TE mode as [71]

$$r_{\text{TM}}^{(ij)}(\omega) = \frac{\epsilon_j q_i - \epsilon_i q_j}{\epsilon_j q_i + \epsilon_i q_j}, \quad r_{\text{TE}}^{(ij)}(\omega) = \frac{q_i - q_j}{q_i + q_j}, \quad (\text{A.10})$$

where $q_j^2(\omega) = k_{\parallel}^2 - \epsilon_j(\omega)\omega^2$. Similarly, from the boundary condition at $z = -a/2$, we obtain

$$\frac{C}{B} = r_{\text{TM}}^{(21)} e^{-q_2 a}. \quad (\text{A.11})$$

Combining these boundary conditions, we have

$$1 = e^{-2q_2 a} r_{\text{TM}}^{(21)} r_{\text{TM}}^{(23)}. \quad (\text{A.12})$$

This determines the allowed value of ω . Since ϵ are generally complicated functions of ω , this is a highly nonlinear equation in general. In the limit of perfect metal for the body 1 and 3, $\epsilon_1 = \epsilon_3 \rightarrow -\infty$ (note that $q_{1,3} \simeq \sqrt{-\epsilon_{1,3}}\omega$), the solution is given by $q_2 = in\pi/a$ ($n = 0, \pm 1, \dots$).

Next consider the TE mode, i.e., $\mathcal{E}_z = 0$. Similarly, we obtain

$$1 = e^{-2q_2 a} r_{\text{TE}}^{(21)} r_{\text{TE}}^{(23)}. \quad (\text{A.13})$$

In the limit of perfect metal, the solution is given by $q_2 = in\pi/a$ ($n = 0, \pm 1, \dots$).

Conditions (A.12) and (A.13) are expressed in a combined form as,

$$0 = f_{\lambda}(\omega) \equiv 1 - r_{\lambda}^{(21)}(\omega) r_{\lambda}^{(23)}(\omega) e^{-2q_2 a}, \quad q_2 = \sqrt{k_{\parallel}^2 - \epsilon_2 \omega^2}. \quad (\text{A.14})$$

with $\lambda = \text{TM, TE}$. This function $f_{\lambda}(\omega)$ will be used for the evaluation of Casimir force in this system.

Now the function $f_{\lambda}(\omega)$ is determined, and the Casimir free energy density is given by

$$\mathcal{F}_{\text{Cas}} = T \sum_{\lambda=\text{TE, TM}} \sum'_{\ell \geq 0} \int \frac{d^2 k_{\parallel}}{(2\pi)^2} \ln \left[1 - r_{\lambda}^{(21)}(i\xi_{\ell}) r_{\lambda}^{(23)}(i\xi_{\ell}) e^{-2aq_{\ell}} \right], \quad (\text{A.15})$$

where $q_\ell = \sqrt{k_\parallel^2 + \epsilon_2(i\xi_\ell)\xi_\ell^2}$. The Casimir force is given by

$$F_{\text{Cas}} = -\frac{\partial \mathcal{F}_{\text{Cas}}}{\partial a} = -2T \sum_{\lambda=\text{TE,TM}} \sum'_{\ell \geq 0} \int \frac{d^2 k_\parallel}{(2\pi)^2} \left[\frac{r_\lambda^{(21)}(i\xi_\ell) r_\lambda^{(23)}(i\xi_\ell) e^{-2aq_\ell} q_\ell}{1 - r_\lambda^{(21)}(i\xi_\ell) r_\lambda^{(23)}(i\xi_\ell) e^{-2aq_\ell}} \right]. \quad (\text{A.16})$$

This is the Lifshitz formula [41, 42] for the Casimir force at finite temperature with general dielectric constants. We can also obtain the formula for the case of multiple layers [72–74].

References

- [1] R. D. Peccei and H. R. Quinn, “CP Conservation in the Presence of Instantons,” *Phys. Rev. Lett.* **38**, 1440-1443 (1977)
- [2] R. D. Peccei and H. R. Quinn, “Constraints Imposed by CP Conservation in the Presence of Instantons,” *Phys. Rev. D* **16**, 1791-1797 (1977)
- [3] S. Weinberg, “A New Light Boson?,” *Phys. Rev. Lett.* **40**, 223-226 (1978)
- [4] F. Wilczek, “Problem of Strong P and T Invariance in the Presence of Instantons,” *Phys. Rev. Lett.* **40**, 279-282 (1978)
- [5] M. Kawasaki and K. Nakayama, “Axions: Theory and Cosmological Role,” *Ann. Rev. Nucl. Part. Sci.* **63**, 69-95 (2013) [arXiv:1301.1123 [hep-ph]].
- [6] D. J. E. Marsh, “Axion Cosmology,” *Phys. Rept.* **643**, 1-79 (2016) [arXiv:1510.07633 [astro-ph.CO]].
- [7] L. Di Luzio, M. Giannotti, E. Nardi and L. Visinelli, “The landscape of QCD axion models,” *Phys. Rept.* **870**, 1-117 (2020) [arXiv:2003.01100 [hep-ph]].
- [8] J. Jaeckel and A. Ringwald, “The Low-Energy Frontier of Particle Physics,” *Ann. Rev. Nucl. Part. Sci.* **60**, 405-437 (2010) [arXiv:1002.0329 [hep-ph]].
- [9] P. W. Graham, I. G. Irastorza, S. K. Lamoreaux, A. Lindner and K. A. van Bibber, “Experimental Searches for the Axion and Axion-Like Particles,” *Ann. Rev. Nucl. Part. Sci.* **65**, 485-514 (2015) [arXiv:1602.00039 [hep-ex]].
- [10] C. O’Hare, Zenodo v1.0 (2020), <https://cajohare.github.io/AxionLimits/>
- [11] C. L. Kane and E. J. Mele, “ Z_2 topological order and the quantum spin Hall effect,” *Phys. Rev. Lett.* **95**(14), 146802 (2005) [arXiv:cond-mat/0506581].
- [12] L. Fu, C. L. Kane and E. J. Mele, “Topological insulators in three dimensions,” *Phys. Rev. Lett.* **98**(10), 106803 (2007) [arXiv:cond-mat/0607699].
- [13] L. Fu, and C. L. Kane, “Topological insulators with inversion symmetry,” *Phys. Rev. B* **76**, 4, 045302 (2007) [arXiv:cond-mat/0611341].

- [14] M. Z. Hasan, and C. L. Kane, “Colloquium: topological insulators,” *Rev. Mod. Phys.* **82**, 4, 3045 (2010) [arXiv:1002.3895 [cond-mat]].
- [15] X. L. Qi, and S. C. Zhang, “Topological insulators and superconductors,” *Rev. Mod. Phys.* **83**, 4, 1057 (2011) [arXiv:1008.2026 [cond-mat]].
- [16] N. P. Armitage, E. J. Mele and A. Vishwanath, “Weyl and Dirac Semimetals in Three Dimensional Solids,” *Rev. Mod. Phys.* **90**, no.1, 015001 (2018) [arXiv:1705.01111 [cond-mat.str-el]].
- [17] A. Sekine and K. Nomura, “Axion Electrodynamics in Topological Materials,” *J. Appl. Phys.* **129**, no.14, 141101 (2021) [arXiv:2011.13601 [cond-mat.mes-hall]].
- [18] F. Wilczek, “Two Applications of Axion Electrodynamics,” *Phys. Rev. Lett.* **58**, 1799 (1987)
- [19] R. Li, J. Wang, X. L. Qi, and S. C. Zhang, “Dynamical axion field in topological magnetic insulators,” *Nature Physics*, **6**(4), 284-288 (2010) [arXiv:0908.1537 [cond-mat]].
- [20] S. K. Lamoreaux, “Demonstration of the Casimir force in the 0.6 to 6 μm range,” *Phys. Rev. Lett.* **78**, 5-8 (1997).
- [21] H. B. G. Casimir, “On the Attraction Between Two Perfectly Conducting Plates,” *Indag. Math.* **10**, 261 (1948) [Kon. Ned. Akad. Wetensch. Proc. **51**, 793 (1948)] [*Front. Phys.* **65**, 342 (1987)] [Kon. Ned. Akad. Wetensch. Proc. **100N3-4**, 61 (1997)].
- [22] J. Ambjorn and S. Wolfram, “Properties of the Vacuum. 1. Mechanical and Thermodynamic,” *Annals Phys.* **147**, 1 (1983).
- [23] G. Plunien, B. Muller and W. Greiner, “The Casimir Effect,” *Phys. Rept.* **134**, 87 (1986).
- [24] M. Bordag, U. Mohideen and V. M. Mostepanenko, “New developments in the Casimir effect,” *Phys. Rept.* **353**, 1-205 (2001) [arXiv:quant-ph/0106045 [quant-ph]].
- [25] M. Bordag, G. L. Klimchitskaya, U. Mohideen and V. M. Mostepanenko, “Advances in the Casimir effect,” *Int. Ser. Monogr. Phys.* **145**, 1-768 (2009).
- [26] G. L. Klimchitskaya, U. Mohideen and V. M. Mostepanenko, “The Casimir force between real materials: Experiment and theory,” *Rev. Mod. Phys.* **81**, 1827-1885 (2009) [arXiv:0902.4022 [cond-mat.other]].
- [27] A. W. Rodriguez, F. Capasso, and S. G. Johnson, “The Casimir effect in microstructured geometries,” *Nat. Photonics* **5**, 211-221 (2011).
- [28] L. M. Woods, D. A. R. Dalvit, A. Tkatchenko, P. Rodriguez-Lopez, A. W. Rodriguez, and R. Podgornik, “Materials perspective on Casimir and van der Waals interactions,” *Rev. Mod. Phys.* **88**, 045003 (2016).

- [29] T. Gong, M. R. Corrado, A. R. Mahbub, C. Shelden, and J. N. Munday, “Recent progress in engineering the Casimir effect - applications to nanophotonics, nanomechanics, and chemistry,” *Nanophotonics* **10**, 523 (2021).
- [30] J. N. Munday, F. Capasso, and A. Parsegian, “Measured long-range repulsive Casimir-Lifshitz forces,” *Nature* **457**, 170 (2009).
- [31] A. W. Rodriguez, D. Woolf, A. P. McCauley, F. Capasso, J. D. Joannopoulos, and S. G. Johnson, “Achieving a strongly temperature-dependent Casimir effect,” *Phys. Rev. Lett.* **105**, 060401 (2010).
- [32] R. Zhao, L. Li, S. Yang, W. Bao, Y. Xia, P. Ashby, Y. Wang, and X. Zhang, “Stable Casimir equilibria and quantum trapping,” *Science* **364**, 984-987 (2019).
- [33] T. Emig, R. L. Jaffe, M. Kardar, and A. Scardicchio, “Casimir interaction between a plate and a cylinder,” *Phys. Rev. Lett.* **96**, 080403 (2006).
- [34] A. W. Rodriguez, A. P. McCauley, D. Woolf, F. Capasso, J. D. Joannopoulos, and S. G. Johnson, “Nontouching nanoparticle dyclusters bound by repulsive and attractive Casimir forces,” *Phys. Rev. Lett.* **104**, 160402 (2010).
- [35] F. Intravaia, S. Koev, I. W. Jung, A. A. Talin, P. S. Davids, R. S. Decca, V. A. Aksyuk, D. A. R. Dalvit, and D. Lopez, “Strong Casimir force reduction through metallic surface nanostructuring,” *Nat. Commun.* **4**, 3515 (2013).
- [36] J. L. Garrett, D. A. T. Somers, and J. N. Munday, “Measurement of the Casimir force between two spheres,” *Phys. Rev. Lett.* **120**, 040401 (2018).
- [37] H. Iizuka and S. Fan, “Casimir force between two plasmonic metallic plates from a real frequency perspective,” *J. Opt. Soc. Am. B* **36**, 2981-2988 (2019)
- [38] H. B. Chan, V. A. Aksyuk, R. N. Kleiman, D. J. Bishop, and F. Capasso, “Quantum mechanical actuation of microelectromechanical systems by the Casimir force,” *Science* **291**, 1941-1944 (2001).
- [39] L. Tang, M. Wang, C. Y. Ng, M. Nikolic, C. T. Chan, A. W. Rodriguez, and H. B. Chan, “Measurement of non-monotonic Casimir forces between silicon nanostructures,” *Nat. Photonics* **11**, 97-101 (2017)
- [40] A. O. Sushkov, W. J. Kim, D. A. R. Dalvit, and S. K. Lamoreaux, “Observation of the thermal Casimir force,” *Nat. Phys.* **7**, 230-233 (2011)
- [41] E. M. Lifshitz, *J. Exp. Theor. Phys.*, **2**, 73 (1956).
- [42] I. E. Dzyaloshinskii, E. M. Lifshitz and L. P. Pitaevskii, *Advances in Physics*, **10**, 38, 165 (1961).
- [43] O. Kenneth and I. Klich, “Opposites attract: A Theorem about the Casimir force,” *Phys. Rev. Lett.* **97**, 160401 (2006) [arXiv:quant-ph/0601011 [quant-ph]].

- [44] J. H. Wilson, A. A. Allocca and V. Galitski, “Repulsive Casimir force between Weyl semimetals,” *Phys. Rev. B* **91**, no.23, 235115 (2015) [arXiv:1501.07659 [cond-mat.mes-hall]].
- [45] M. B. Farias, A. A. Zyuzin and T. L. Schmidt, “Casimir force between Weyl semimetals in a chiral medium,” *Phys. Rev. B* **101**, no.23, 235446 (2020) [arXiv:2001.10329 [cond-mat.mes-hall]].
- [46] J.-N. Rong, L. Chen, and K. Chang, “Chiral anomaly-enhanced Casimir interaction between Weyl semimetals,” *Chin. Phys. Lett.* **38**, 084501 (2021)
- [47] Z. Li and C. Khandekar, “Origin of the repulsive Casimir force in giant polarization-interconversion materials,” *Phys. Rev. Applied* **16**, 044047 (2021) [arXiv:2210.17285 [quant-ph]].
- [48] Q. D. Jiang, F. Wilczek, “Chiral Casimir Forces: Repulsive, Enhanced, Tunable,” *Phys. Rev. B* **99**, 125403 (2019) [arXiv:1805.07994 [cond-mat.mes-hall]].
- [49] K. Fukushima, S. Imaki and Z. Qiu, “Anomalous Casimir effect in axion electrodynamics,” *Phys. Rev. D* **100**, no.4, 045013 (2019) [arXiv:1906.08975 [hep-th]].
- [50] E. G. Adelberger, B. R. Heckel and A. E. Nelson, “Tests of the gravitational inverse square law,” *Ann. Rev. Nucl. Part. Sci.* **53**, 77-121 (2003) [arXiv:hep-ph/0307284 [hep-ph]].
- [51] E. G. Adelberger, J. H. Gundlach, B. R. Heckel, S. Hoedl and S. Schlamminger, “Torsion balance experiments: A low-energy frontier of particle physics,” *Prog. Part. Nucl. Phys.* **62**, 102-134 (2009)
- [52] R. S. Decca, D. Lopez, H. B. Chan, E. Fischbach, D. E. Krause and C. R. Jamell, “Constraining new forces in the Casimir regime using the isoelectronic technique,” *Phys. Rev. Lett.* **94**, 240401 (2005) [arXiv:hep-ph/0502025 [hep-ph]].
- [53] R. S. Decca, D. Lopez, E. Fischbach, G. L. Klimchitskaya, D. E. Krause and V. M. Mostepanenko, “Tests of new physics from precise measurements of the Casimir pressure between two gold-coated plates,” *Phys. Rev. D* **75**, 077101 (2007) [arXiv:hep-ph/0703290 [hep-ph]].
- [54] A. O. Sushkov, W. J. Kim, D. A. R. Dalvit and S. K. Lamoreaux, “New Experimental Limits on Non-Newtonian Forces in the Micrometer Range,” *Phys. Rev. Lett.* **107**, 171101 (2011) [arXiv:1108.2547 [quant-ph]].
- [55] S. M. Carroll, G. B. Field and R. Jackiw, “Limits on a Lorentz and Parity Violating Modification of Electrodynamics,” *Phys. Rev. D* **41**, 1231 (1990)
- [56] D. Harari and P. Sikivie, “Effects of a Nambu-Goldstone boson on the polarization of radio galaxies and the cosmic microwave background,” *Phys. Lett. B* **289**, 67-72 (1992)

- [57] O. V. Kotov, Y. E. Lozovik, “Giant tunable nonreciprocity of light in Weyl semimetals,” *Phys. Rev. B* **98**, 195446 (2018) [arXiv:1808.00342 [cond-mat]].
- [58] B. A. Dobrescu and I. Mocioiu, “Spin-dependent macroscopic forces from new particle exchange,” *JHEP* **11**, 005 (2006) [arXiv:hep-ph/0605342 [hep-ph]].
- [59] T. Damour and J. F. Donoghue, “Equivalence Principle Violations and Couplings of a Light Dilaton,” *Phys. Rev. D* **82**, 084033 (2010) [arXiv:1007.2792 [gr-qc]].
- [60] J. Bergé, P. Brax, G. Métris, M. Pernot-Borràs, P. Touboul and J. P. Uzan, “MICROSCOPE Mission: First Constraints on the Violation of the Weak Equivalence Principle by a Light Scalar Dilaton,” *Phys. Rev. Lett.* **120**, no.14, 141101 (2018) [arXiv:1712.00483 [gr-qc]].
- [61] R. Bennett and D. H. J. O’Dell, “Revealing short-range non-Newtonian gravity through Casimir–Polder shielding,” *New J. Phys.* **21**, no.3, 033032 (2019) [arXiv:1811.05196 [quant-ph]].
- [62] S. Fuchs, F. Lindel, R. V. Krems, G. W. Hanson, M. Antezza, and S. Y. Buhmann, “Casimir-Lifshitz force for nonreciprocal media and applications to photonic topological insulators,” *Phys. Rev. A* **96**, 062505 (2017)
- [63] A. G. Grushin, A. Cortijo, “Tunable Casimir repulsion with three dimensional topological insulator,” *Phys. Rev. Lett.* **106**, 020403 (2011) [arXiv:1002.3481 [cond-mat]].
- [64] P. Rodriguez-Lopez and A. G. Grushin, “Repulsive Casimir Effect with Chern insulators,” *Phys. Rev. Lett.* **112**, no.5, 056804 (2014) [arXiv:1310.2470 [cond-mat.mes-hall]].
- [65] M. Kruger, G. Bimonte, T. Emig, and M. Kardar, “Trace formulas for nonequilibrium Casimir interactions, heat radiation, and heat transfer for arbitrary objects,” *Phys. Rev. B* **86**, 115423 (2012).
- [66] R. Messina and M. Antezza, “Scattering-matrix approach to Casimir-Lifshitz force and heat transfer out of thermal equilibrium between arbitrary bodies,” *Phys. Rev. A* **84**, 042102 (2011).
- [67] H. Iizuka and S. Fan, “Exterior tuning and switching of non-equilibrium Casimir force,” *J. Opt. Soc. Am. B* **38**, 151-158 (2021).
- [68] K. Chen and S. Fan, “Nonequilibrium Casimir force with a nonzero chemical potential for photons,” *Phys. Rev. Lett.* **117**, 267401 (2016)
- [69] H. Iizuka and S. Fan, “Control of non-equilibrium Casimir force,” *Appl. Phys. Lett.* **118**, 144001 (2021)
- [70] A. M. Favitta, I. Brevik and M. Chaichian, “Axion electrodynamics: Green’s functions, zero-point energy and optical activity,” [arXiv:2302.13129 [hep-th]].
- [71] J. D. Jackson, “Classical Electrodynamics,” Wiley, 1998, ISBN 978-0-471-30932-1

- [72] M. S. Tomas, “Green function for multilayers: Light scattering in planar cavities,” *Phys. Rev. A* **51**, 2545 (1995).
- [73] M. S. Tomas, “Casimir force in absorbing multilayers,” *Phys. Rev. A* **66**, no.5, 052103 (2002) [[arXiv:quant-ph/0207106](#) [quant-ph]].
- [74] C. Raabe, L. Knoll and D. G. Welsch, “Three-dimensional Casimir force between absorbing multilayer dielectrics,” *Phys. Rev. A* **68**, 033810 (2003) [[arXiv:quant-ph/0212154](#) [quant-ph]].