

ChatGPT: A Meta-Analysis after 2.5 Months

Christoph Leiter and Ran Zhang and Yanran Chen

and Jonas Belouadi and Daniil Larionov and Vivian Fresen and Steffen Eger
{ran.zhang,christoph.leiter,daniil.larionov,jonas.belouadi,steffen.eger}
@uni-bielefeld.de, ychen@techfak.uni-bielefeld.de, V.Fresen@crif.com

Natural Language Learning Group (NLLG)
Faculty of Technology, Bielefeld University

nllg.github.io

Abstract

ChatGPT, a chatbot developed by OpenAI, has gained widespread popularity and media attention since its release in November 2022. However, little hard evidence is available regarding its perception in various sources. In this paper, we analyze over 300,000 tweets and more than 150 scientific papers to investigate how ChatGPT is perceived and discussed. Our findings show that ChatGPT is generally viewed as of high quality, with positive sentiment and emotions of joy dominating in social media. Its perception has slightly decreased since its debut, however, with joy decreasing and (negative) surprise on the rise, and it is perceived more negatively in languages other than English. In recent scientific papers, ChatGPT is characterized as a great opportunity across various fields including the medical domain, but also as a threat concerning ethics and receives mixed assessments for education. Our comprehensive meta-analysis of ChatGPT’s current perception after 2.5 months since its release can contribute to shaping the public debate and informing its future development. We make our data available.¹

1 Introduction

ChatGPT² — a chatbot released by OpenAI in November 2022 which can answer questions, write fiction or prose, help debug code, etc. — has seemingly taken the world by storm. Over the course of just a little more than two months, it has attracted more than 100 million subscribers, and has been described as the fastest growing web platform ever, leaving behind Instagram, Facebook, Netflix and TikTok³ (Haque et al., 2022). Its qualities have been featured, discussed and praised by popular me-

dia,⁴ laymen⁵ and experts alike. On social media, it has (initially) been lauded as “Artificial General Intelligence”,⁶ while more recent assessment hints at limitations and weaknesses e.g. regarding its reasoning and mathematical abilities (Borji, 2023; Frieder et al., 2023) (the authors of this work point out that, as of mid-February 2023, even after 5 updates, ChatGPT can still not accurately count the number of words in a sentence — see Figure 13 — a task primary school children would typically solve with ease.).

However, while there is plenty of anecdotal evidence regarding the perception of ChatGPT, there is little hard evidence via analysis of different sources such as social media and scientific papers published on it. In this paper, we aim to fill this gap. We ask how ChatGPT is viewed from the perspectives of different actors, how its perception has changed over time and which limitations and strengths have been pointed out. We focus specifically on Social Media (Twitter), collecting over 300k tweets, as well as scientific papers from Arxiv and Semantic-Scholar, analyzing more than 150 papers.

We find that ChatGPT is overall characterized in different sources as of high quality, with positive sentiment and associated emotions of *joy* dominating. In scientific papers, it is characterized predominantly as a (great) opportunity across various fields, including the medical area and various applications including (scientific) writing as well as for businesses, but also as a threat from an ethical perspective. The assessed impact in the education domain is more mixed, where ChatGPT is viewed both as an opportunity for shifting focus to teaching advanced writing skills (Bishop, 2023) and for making writing more efficient (Zhai, 2022) but also a threat to academic integrity and fostering dishon-

¹<https://github.com/NL2G/ChatGPTReview>

²chat.openai.com/

³<https://time.com/6253615/chatgpt-fastest-growing/>

⁴www.wsj.com/articles/chatgpt-ai-chatbot-app-explained-11675865177

⁵www.youtube.com/watch?v=0cXKiTDODFU&t=1151s

⁶<https://twitter.com/MichaelTrazzi/status/1599073962582892546>

Attribute	Detail
date range	2022-11-30 to 2023-02-09
number of tweets	334,808
language counts	61
English tweets	228127
number of users	168,111

Table 1: Information of the collected Dataset

esty (Ventayen, 2023). Its perception has, however, slightly decreased in social media since its debut, with *joy* decreasing and *surprise* on the rise. In addition, in languages other than English, it is perceived with more negative sentiment.

By providing a comprehensive assessment of its current perception, our paper can contribute to shaping the public debate and informing the future development of ChatGPT.

2 Analyses

2.1 Social Media Analysis

We aim to acquire insights into public opinion and sentiment on ChatGPT and understand public attitudes toward different topics related to ChatGPT. We choose Twitter as our social media source and collect tweets since the publication date of ChatGPT. The following will introduce the data and the preprocessing steps.

Dataset We obtain data through the use of a hashtag search tool *snsrape*,⁷ setting our search target as #ChatGPT. After acquiring the data, we deduplicate all the retweets and remove robots.⁸

Our final dataset contains tweets in the time period from 2022-11-30 18:10:57 to 2023-02-09 17:24:45. The information is summarized in Table 1. We collect over 330k tweets from more than 168k unique user accounts. The average “age” over all user accounts is 2,807 days. On average, each user generates 1.99 tweets over the time period. The dataset contains tweets across 61 languages. Over 68% of them are in English, other major languages are Japanese (6.4%), Spanish (5.3%), French (5.0%), and German (3.3%). We translate

⁷<https://github.com/JustAnotherArchivist/snsrape>

⁸The detection of robots involves the evaluation of two key metrics, the average time between each tweet and the number of total tweets in the examining period. In our analysis, we define the user as a robot account if the average tweet interval between two consecutive tweets is less than 2 hours. We discard 15 such users.

Sentiment	Number of tweets
Positive	100,163
Neutral	174,684
Negative	59,961

Table 2: Sentiment Distribution of all tweets.

all tweets into English via a multi-lingual machine translation model developed by Facebook.⁹

Sentiment Analysis We utilize the multi-lingual sentiment classifier from Barbieri et al. (2022) to acquire the sentiment label. This XLM-Roberta based language model is trained on 198 million tweets, and finetuned on Twitter sentiment dataset in eight different languages. The model performance on sentiment analysis varies among languages (e.g. the F1-score for Hindi is only 53%), but the model yields acceptable results in English with an F1-score of 71%. Thus we choose English as our sole input language and collect negative, neutral, and positive sentiments over time (represented as classes 0,1,2, respectively). Table 2 summarizes the sentiment distribution of all tweets. While the majority of the sentiment is neutral, there is a relatively large proportion of positive sentiment, with 100k instances, and a smaller but still notable number of tweets of negative sentiments, with 60k instances. Table 3 provides sample tweets belonging to different sentiment groups.

To examine the sentiment change over time, we plot the weekly average of sentiment and the weekly percentage of positive, neutral, and negative tweets in Figure 1. From the upper plot, we observe an overall downward trend of sentiment (black solid line) during the course of ChatGPT’s first 2.5 months: an initial rise in average sentiment was followed by a decrease from January 2023 onwards. We note, however, that the decline is mild in absolute value: the average sentiment of a tweet decreases from a maximum of about 1.15 to a minimum of 1.10 (which also indicates that the average sentiment of tweets is slightly more positive than neutral). We also report the average sentiment of English tweets (dotted line) and non-English tweets (dashed line). Though the absolute difference is small, we can clearly identify the division of sentiment between English and non-English tweets. The difference in sentiment is narrowing

⁹https://github.com/facebookresearch/fairseq/tree/main/examples/m2m_100

Tweet	Sentiment	Topic
Here we had yet exchanged about the power of open #KI APIs, now we are immersed in the amazing answers of #ChatGPT.	2	science & technology
I've been playing around with this for a few hours now and I can firmly say that i've never seen anything this developed before. Curious to see where this goes. #ChatGPT	2	diaries & daily life
The U.S. company wants to add a filigrane to the texts generated by #ChatGPT. [url] via @user #tweetsrevue #cm #transfonum	1	business & entrepreneurs
When you're trying to be productive but the memes keep calling your name.#TBT #ChatGPT #Memes	1	diaries & daily life
@user I just tested this for myself and it's TRUE. The platform should be shut down IMMEDIATELY #chatgpt #rascist #woke #leftwing	0	news & social concern
I'm starting to think a student used #ChatGPT for a term paper. If that's the case, the technology isn't ready yet. #academicchatter	0	learning & educational

Table 3: Sample tweets of positive (2), neutral (1), and negative sentiment (0) along with their topic.

over time, but overall tweets in English have a more positive perception of ChatGPT. This suggests that ChatGPT may be better in English, which constituted the majority of its training data; but see also our topic-based analysis below.

The bar plots in the lower part of the figure represent the count of tweets per week and the line plots show the percentage change of each sentiment class. While the percentage of negative tweets is stable over time, the percentage of positive tweets decreases and there is a clear increase in tweets with the neutral sentiment. This may indicate that the public view of ChatGPT is becoming more rational after an initial hype of this new “seemingly omnipotent” bot.

During the course of 2.5 months after ChatGPT’s debut, OpenAI announced 5 new releases claiming various updates. Our data covers the period of the first three releases on the 15th of December 2022, the 9th of January, and the 3rd of January in 2023. The two latest releases on the 9th of February and the 13th of February are not included in this study.¹⁰ The three update time points of ChatGPT are depicted as vertical dashed lines in the lower plot of Figure 1. We can observe small short-term increases in sentiment after each new release.

¹⁰<https://help.openai.com/en/articles/6825453-chatgpt-release-notes>

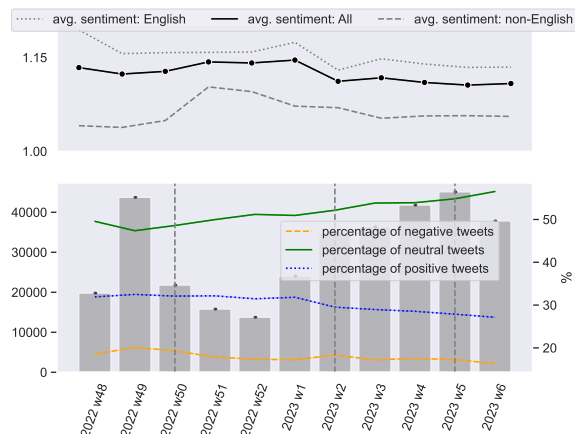


Figure 1: Upper: weekly average of sentiment overall language (solid line), over English tweets (dotted line) and non-English tweets (dashed line). Lower: Tweet counts distribution and sentiment percentage change at weekly level aggregation.

Sentiment across language and topic We notice from Figure 1 that the sentiments among English and non-English tweets vary. Here we analyze sentiment based on all 5 major languages in our ChatGPT dataset, namely English (en), Japanese (ja), Spanish (es), French (fr), and German (de). Figure 2 demonstrates the weekly average sentiment of each language over time. As indicated by our previous observation in Figure 1, tweets in English have the most positive view of ChatGPT. It

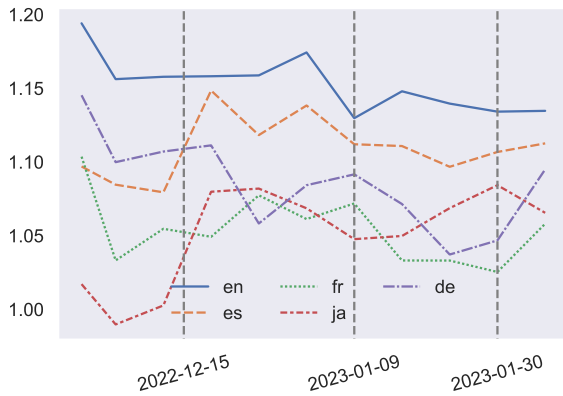


Figure 2: Weekly sentiment distribution averaged per language

is also worth noting that over the time period, the sentiment of English, German, and French tweets are trending downward while Spanish and Japanese tweets start from a low point and trend upwards.

To answer why this is the case, we introduce topic labels into our analysis. To do so, we utilize the monolingual (English) topic classification model developed by Antypas et al. (2022). This Roberta-based model is trained on 124 million tweets and finetuned for multi-label topic classification on a corpus of over 11k tweets. The model has 19 classes of topics. We only focus on 5 major classes, which cover 86.3% of tweets in our dataset: science & technology (38.6%), learning & educational (15.2%), news & social concern (13.0%), diaries & daily life (10.2%), and business & entrepreneurs (9.3%). The upper plot of Figure 3 depicts the topic distribution in percentage by different languages. The share of science & technology topic ranks the highest in all of the 5 languages. However, German and French tweets have a relatively higher share of learning & educational and news & social concern topics compared to English and Spanish. We report the sentiment distribution over different topics in Figure 4. From this plot, we notice that the topic business & entrepreneurs has the lowest proportion of negative tweets while the topic news & social concern contains the highest proportion of negative tweets. For the other three topics, even though their share of positive tweets are similar, diaries & daily life topic contains more negative tweets proportionally.

This observation may explain the differences in sentiment distribution among different languages. Compared to other languages, English tweets have the highest proportion of business & entrepreneurs

and science & technology, both of which contain the lowest share of negative views about ChatGPT. French and German tweets have a similar proportion of news & social concern topics, which may result in their slightly less positivity than English tweets, though the three of them have similar overall trends. The case for Japanese and Spanish is unique in terms of the low initial sentiment. The lower plot in Figure 3, which shows the topic distribution change over time for Japanese tweets, may explain this phenomenon. We can observe an evident increase in topics concerning business & entrepreneurs and science & technology, which contribute more positivity, and a decrease in news & social concern, which reduces the share of negative tweets. The same explanation may apply to Spanish tweets.

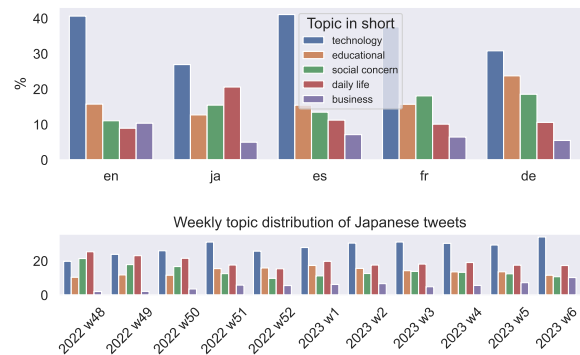


Figure 3: Upper: topic distribution per language. Lower: topic distribution over time for Japanese tweets.

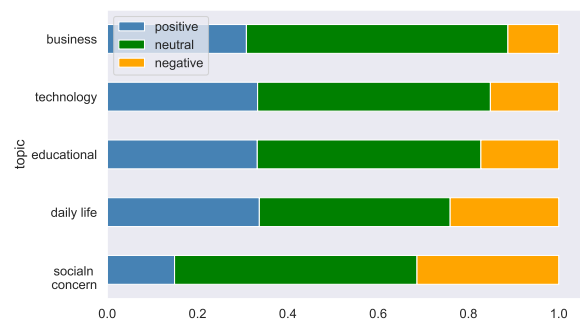


Figure 4: Sentiment distribution per topic.

Aspect of the sentiment To further obtain an understanding of aspects of sentiments in negative and positive tweets, we manually annotated and analyzed the sentiment expressed within 40 randomly selected tweets. We draw 20 random positive tweets from the period including the last two weeks of 2022 and the first week of 2023, where

the general sentiment reaches the peak, and 20 random negative tweets from the second week to the fourth week of 2023, where the general sentiment declines. We are particularly interested in what users find positive/negative about ChatGPT, which in general could relate to many things, e.g., its quality, downtimes, etc.

Based on our analysis of a sample of 20 tweets during the first period, we observed a prevalent positive sentiment towards ChatGPT’s ability to generate human-like and concise text. Specifically, 14 out of 20 users reported evident admiration for the model and the text it produced. Users particularly noted the model’s capacity to answer complex medical questions, generate rap lyrics and tailor texts to specific contexts. Notably, we also discovered instances where users published tweets that ChatGPT completely generated.

As for the randomly selected negative tweets of the second period, 13 out of the 20 users expressed frustration with the model. These users voiced concerns about potential factual inaccuracies in the generated text and the detectability of the model-generated text. Additionally, a few users expressed ethical concerns, with some expressing worries about biased output or the potential increase in misinformation. Our analysis also revealed that a minority of users expressed concerns over job loss to models like ChatGPT. Overall, these findings suggest that negative sentiment towards ChatGPT was primarily driven by concerns about the model’s limitations and its potential impact on society, particularly in generating inaccurate or misleading information.

As part of our analysis, we manually evaluated the sentiment categories for the samples analyzed. We found that 25% (5 out of 20) of the automatically classified sentiment labels were incorrect during the first period. In the second period, we found that 20% (4 out of 20) of the assigned labels were incorrect. The majority of the misclassified tweets were determined to have a neutral sentiment. Despite these misclassifications, we consider the overall error rate of 22.5% (9 out of 40) acceptable for our use case. Especially, errors may cancel out in our aggregated analysis and it is worth pointing out that the main confusions were with the neutral class, not the confusion of negative and positive labels.

Emotion Analysis In addition to sentiment, we do a more fine-grained analysis based on the emo-

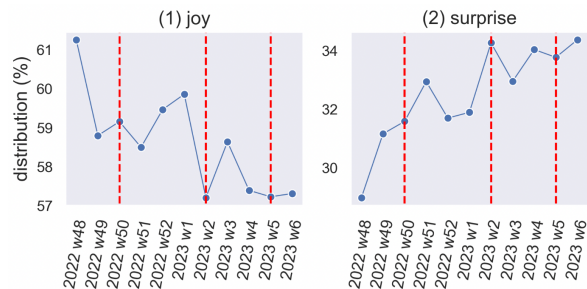


Figure 5: Weekly emotion distribution of (1) *joy* and (2) *surprise* tweets over time. The percentages denote the ratio of *joy/surprise* tweets to non-neutral tweets. We mark the update time points with red dashed.

tions of the tweets. We use the emotion classifier (a BERT base model) finetuned on the GoEmotions dataset (Demszky et al., 2020) that contains texts from Reddit and their emotion labels based on Ekman’s taxonomy (Ekman, 1992) to categorize the translated English tweets into 7 dimensions: *joy*, *surprise*, *anger*, *sadness*, *fear*, *disgust* and *neutral*.¹¹ Among all 334,808 tweets, the great majority are labeled as *neutral* (~70%), followed by the ones classified as *joy* (17.6%) and *surprise* (9.8%); the tweets classified as the remaining 4 emotions compose only 2.7% of the whole dataset.

We demonstrate the weekly changes in the emotion distribution of *joy* and *surprise* tweets in Figure 5. Here we only show the percentage distribution denoting the ratio of the tweets classified as a specific emotion to all tweets with emotions (i.e., the tweets which are not labeled as *neutral*). We observe that the percentage of *joy* tweets generally decreases after the release, though it rises to some degree after each update, indicating that the users have less fun with ChatGPT over time. On the other hand, the percentage of *surprise* tweets is overall in an uptrend with slight declines between the update time points.

To gain more insights, we manually analyze five randomly selected tweets per emotion category for the release and each of the three update dates.¹² Here, we focus on the *joy* and *surprise* tweets, as they dominate in the tweets with emotions; additionally, we also include an analysis of *fear* tweets, because of the observed peak in their distribution trend at the first two update time points, which we

¹¹We use it to predict a single label for each tweet, despite that it is a multilabel classifier (<https://huggingface.co/monologg/bert-base-cased-goemotions-ekman>).

¹²We draw the random sample from the tweets posted two days after each date considering the difference in time zones.

believe could provide more insight into the users' concerns across different updates. We collect a total of 60 tweets for manual analysis (5 tweets \times 4 dates \times 3 emotions); we show one sample for each emotion in Table 4.

joy Our own annotation suggests that 2 out of 20 tweets were misclassified to this category. Among the 18 tweets correctly classified, 12 tweets directly expressed admiration or reported positive interactions with ChatGPT such as successfully performing generation tasks or acquiring answers, 1 tweet conveyed a positive outlook of AI in NFT (Non-Fungible Token) and game production, and 5 tweets expressed joy which is, however, not (directly) related to ChatGPT. Interestingly, even though 3 tweets did not pertain directly to ChatGPT, they expressed delight in a talk, post, or interview about ChatGPT, and all of them were posted after the second or third updates.

fear 1 out of 20 tweets was found to be misclassified, and 1 tweet expressed fear but was unrelated to ChatGPT. Among the remaining 18 tweets, 9 expressed scariness of ChatGPT because of its strong capability, 1 user argued that google should be scared of ChatGPT, and the rest 8 tweets reported various concerns including providing wrong/malicious information, job loss and the unethical use of ChatGPT. It is noteworthy that 7 out of the 8 tweets demonstrating concerns were published after the second or third updates.

surprise Among the sampled tweets, we found that more misclassified tweets may exist compared to the other two categories; the model tends to classify the sentences with question marks as surprise. It is also a challenging task for humans to identify "surprise" in a short sentence, as this emotion may involve different cognitive and perceptual processes. Moreover, "surprise" could have both negative and positive connotation. Hence, we do a four-way manual sentiment annotation for the *surprise* tweets: positive, negative, mixed and unrelated. 12 out of 20 tweets were found to be correctly classified as surprise, among which 6 tweets conveyed positive surprise due to ChatGPT's impressive performance, 2 tweets expressed negative surprise in terms of providing inaccurate information and prejudice against AI, and 4 tweets expressed positive surprise about ChatGPT but with negative concerns regarding unethical uses. We further consider all tweets expressing surprise before and after the 2nd

update. Before the 2nd update, there were 1.13 times more positive sentiment surprise tweets than negative ones (4942 vs. 4372); after the second update, the ratio is roughly equal (5065 vs. 5093).

The decrease in *joy* tweets and the increase in negative *surprise* tweets over time — even though on relatively small levels — indicates a more nuanced and rational assessment of ChatGPT over time, similar to the overall decline of positive sentiment over time found in our initial sentiment analysis. We still notice that, apart from *neutral*, *joy* is the most frequently expressed emotion for tweets relating to #ChatGPT in our sample.

2.2 Arxiv & SemanticScholar

Given the limited time frame of ChatGPT's availability, a substantial portion of potentially relevant papers on it are not yet available in officially published form. Thus, we focus our analysis on two sources of information: (1) preprints from Arxiv, which may or may not have already been published; and (2) non-Arxiv papers identified through SemanticScholar. The Arxiv preprints primarily comprise computer science and similar "hard science" disciplines. Arxiv papers may represent the cutting edge of research in these fields (Eger et al., 2018). On the other hand, non-Arxiv SemanticScholar papers encompass a broad range of academic disciplines, including the humanities and social sciences. We do not automatically classify papers but resort to manual annotation, which is feasible given that there are only \sim 150 papers in our dataset, see Table 6.

Annotation scheme We classify papers along three dimensions:

- (i) their **quality** assessment of ChatGPT. The range is 1-5, where 1 indicates very low and 5 very high assessment, 3 is neutral. NAN indicates that the paper does not discuss the quality of ChatGPT.
- (ii) their **topic**. After checking the papers and some discussion, we decided on six different topics. These are *Ethics* (which includes biases, fairness, security, etc.), *Education*, *Evaluation* (which includes reasoning, arithmetic, logic problems, etc. on which ChatGPT is evaluated), *Medical*, *Application* (which includes writing assistance or using ChatGPT in downstream tasks such as argument mining, coding, etc.) and *Rest*. We note that a

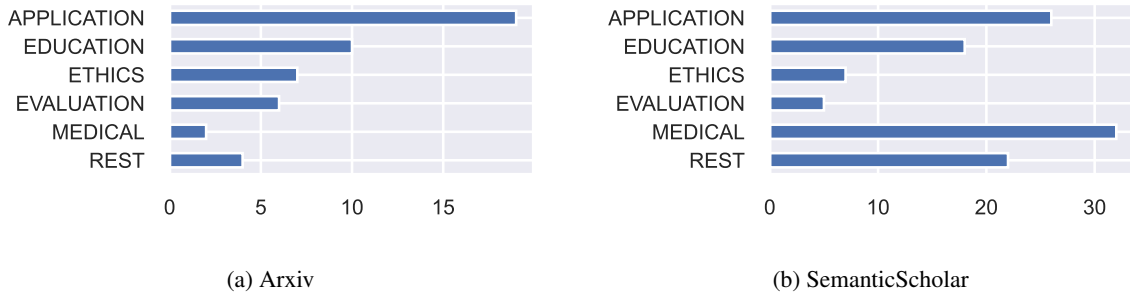


Figure 6: Topics of papers found on Arxiv and SemanticScholar that include ChatGPT in their title or abstract. *Ethics* also comprises papers addressing AI regulations and cyber security. *Evaluation* denotes papers that evaluate ChatGPT with respect to biases or more than a single domain.

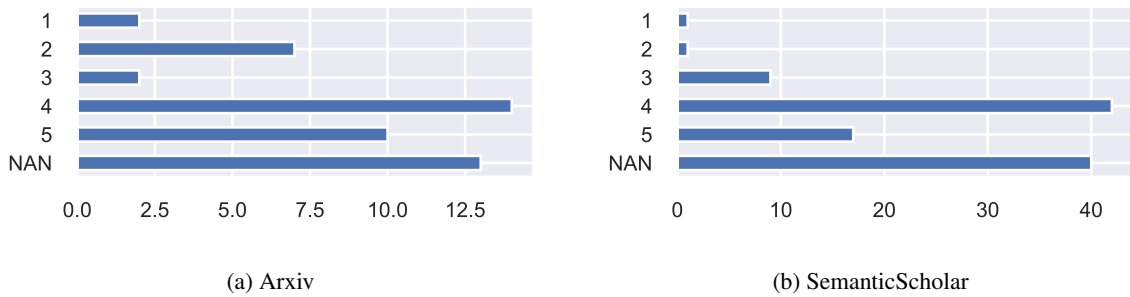


Figure 7: Performance quality in papers found on Arxiv and SemanticScholar that include ChatGPT in their title or abstract. On a scale of 1 (bad performance) to 5 (good performance), this indicates how the performance of ChatGPT is described in the papers' titles/abstracts. *NAN* indicates that no performance sentiment is given.

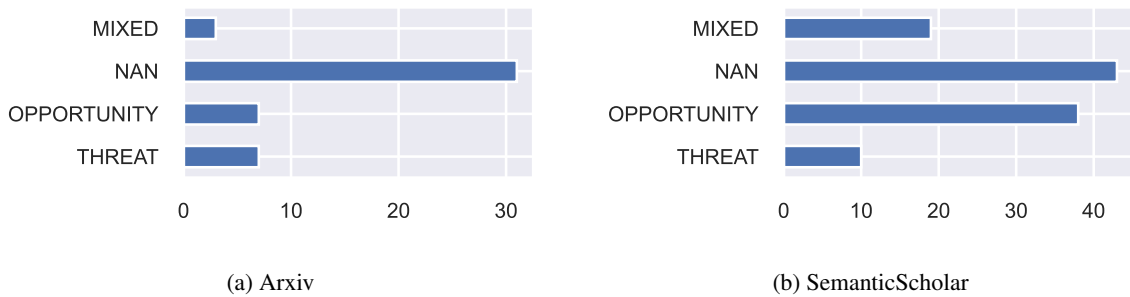


Figure 8: Social impact in papers found on Arxiv and SemanticScholar that include ChatGPT in their title or abstract. The labels indicate (based on abstract and title) which effect the authors believe ChatGPT will have on the social good. *NAN* indicates that no social sentiment is given.

Tweet	Emotion
#ChatGPT is so excellent, so fun and I touch it every day, but I'm looking for a way to use it every day.	joy
Wow just wow, Just asked #ChatGPT to write a vision statement for #precisiononcology [emoji] #AI is [emoji] @user @user @user @user [url]	surprise
ChatGPT is taking over the internet, and I am afraid, the world for good! #ChatGPT	fear

Table 4: Sample automatically labeled *joy*, *surprise* and *fear* tweets. We mask the user and url information in the table.

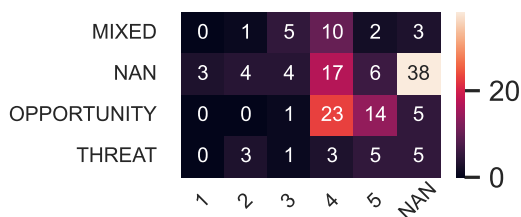


Figure 9: Heatmap of performance quality and social impact of papers from Arxiv and SemanticScholar. On a scale of 1 (bad performance) to 5 (good performance), the performance quality indicates how the performance of ChatGPT is described in the papers' titles/abstracts. NAN indicates that no performance quality is given. The social impact indicates (based on abstract and title), which effect the authors belief ChatGPT will have on the social good. NAN indicates that no social impact is given.

given paper could typically be classified into multiple classes, but we are interested in the dominant class.

- (iii) their **impact** on society. We distinguish *Opportunity*, *Threat*, *Mixed* (when a paper highlights both risks and opportunities) or *NAN* (when the paper does not discuss this aspect).

Example annotations are shown in Table 5.

Annotation outcomes Four co-authors of this paper (three male PhD students and one male faculty member) initially annotated 10 papers on all three dimensions independently without guidelines. Agreements were low across all dimensions. After a discussion of disagreements, we devised guidelines for subsequent annotation of 10 further papers. This included (among others) to only look at paper abstracts for classification, as the annotation process would otherwise be too time-consuming, and which labels to prioritize in ambiguous cases.

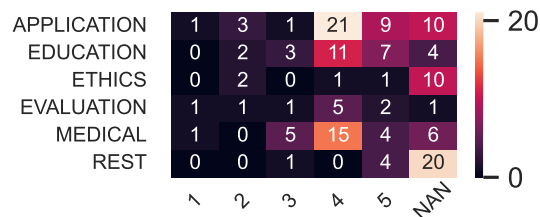


Figure 10: Heatmap of performance quality and topic of papers from Arxiv and non-Arxiv papers retrieved from SemanticScholar. On a scale of 1 (bad performance) to 5 (good performance), the performance quality indicates how the performance of ChatGPT is described in the papers' titles/abstracts. NAN indicates that no performance quality is given. *Ethics* also comprises papers addressing AI regulations and cyber security. *Evaluation* denotes papers that evaluate ChatGPT with respect to multiple aspects.

Abstracts are a good compromise because abstracts are (highly condensed) summaries of scientific papers, containing their main message. This time, agreements were high: the kappa agreement is 0.63 on average across all pairs of annotators for topic, 0.70 for impact and 0.80 Spearman for quality, averaged across annotators. In total we annotated 48 papers from Arxiv and 104 additional papers from SemanticScholar.

Analysis Figure 6 shows the topic distributions for the Arxiv papers and the papers from SemanticScholar. The main topics we classified for the Arxiv papers are *Education* and the *Application* in various use cases. Only few papers were classified as *Medical*. Conversely, SemanticScholar papers are most frequently classified as *Medical* and *Rest*. This indicates that *Medical* is of great concern in more applied scientific fields not covered by Arxiv papers. Further, Figure 7 shows the distributions of quality labels we annotated. The labels 4 and

Abstract	Topic	Quality	Impact
<p>This study evaluated the ability of ChatGPT, a recently developed artificial intelligence (AI) agent, to perform high-level cognitive tasks and produce text that is indistinguishable from human-generated text. This capacity raises concerns about the potential use of <u>ChatGPT as a tool for academic misconduct in online exams</u>. The study found that ChatGPT is capable of exhibiting critical thinking skills and generating highly realistic text with minimal input, making it a potential threat to the integrity of online exams, particularly in tertiary education settings where such exams are becoming more prevalent. Returning to invigilated and oral exams could form part of the solution, while using advanced proctoring techniques and AI-text output detectors may be effective in addressing this issue, they are not likely to be foolproof solutions. Further research is needed to fully understand the implications of large language models like ChatGPT and to devise strategies for combating the risk of cheating using these tools. It is crucial for educators and institutions to be aware of the possibility of ChatGPT being used for cheating and to investigate measures to address it in order to maintain the fairness and validity of online exams for all students. (Susnjak, 2022)</p>	Education	5	Threat
<p>This report provides a preliminary evaluation of ChatGPT for machine translation, including translation prompt, multilingual translation, and translation robustness. We adopt the prompts advised by ChatGPT to trigger its translation ability and find that the candidate prompts generally work well and show minor performance differences. By evaluating on a number of benchmark test sets, we find that ChatGPT performs competitively with commercial translation products (e.g., Google Translate) on high-resource European languages but lags behind significantly on low-resource or distant languages. For distant languages, we explore an interesting strategy named pivot prompting that asks ChatGPT to translate the source sentence into a high-resource pivot language before into the target language, which improves the translation performance significantly. As for the translation robustness, ChatGPT does not perform as well as the commercial systems on biomedical abstracts or Reddit comments but is potentially a good translator for spoken language. (Jiao et al., 2023)</p>	Application	3	NAN
<p>Of particular interest to educators, an exploration of what new language-generation software does (and does not) do well. Argues that the new language-generation models make instruction in writing mechanics irrelevant, and that <u>educators should shift to teaching only the more advanced writing skills that reflect and advance critical thinking</u>. The difference between mechanical and advanced writing is illustrated through a “Socratic Dialogue” with ChatGPT. Appropriate for classroom discussion at High School, College, Professional, and PhD levels. (Bishop, 2023)</p>	Education	4	Opportunity
<p>We investigate the mathematical capabilities of ChatGPT by testing it on publicly available datasets, as well as hand-crafted ones, and measuring its performance against other models trained on a mathematical corpus, such as Minerva. We also test whether ChatGPT can be a useful assistant to professional mathematicians by emulating various use cases that come up in the daily professional activities of mathematicians (question answering, theorem searching). In contrast to formal mathematics, where large databases of formal proofs are available (e.g., the Lean Mathematical Library), current datasets of natural-language mathematics, used to benchmark language models, only cover elementary mathematics. We address this issue by introducing a new dataset: GHOSTS. It is the first natural-language dataset made and curated by working researchers in mathematics that (1) aims to cover graduate-level mathematics and (2) provides a holistic overview of the mathematical capabilities of language models. We benchmark ChatGPT on GHOSTS and evaluate performance against fine-grained criteria. We make this new dataset publicly available to assist a community-driven comparison of ChatGPT with (future) large language models in terms of advanced mathematical comprehension. We conclude that contrary to many positive reports in the media (a potential case of selection bias), ChatGPT’s mathematical abilities are significantly below those of an average mathematics graduate student. Our results show that ChatGPT often understands the question but fails to provide correct solutions. Hence, if your goal is to use it to pass a university exam, you would be better off copying from your average peer! (Frieder et al., 2023)</p>	Evaluation	1	NAN

Table 5: Sample annotated abstracts from Arxiv (top 2) and SemanticScholar (bottom) along with annotation dimensions topic, quality (attributed to ChatGPT) and impact on society.

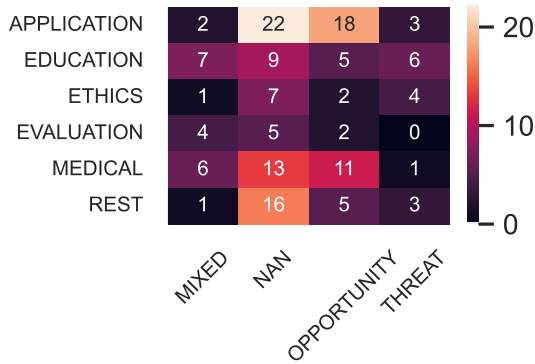


Figure 11: Heatmap of social impact and topic of papers from Arxiv and non-Arxiv papers retrieved from SemanticScholar. The social impact indicates (based on abstract and title), which effect the authors belief ChatGPT will have on the social good. *NAN* indicates that no social impact is described. *Ethics* also comprises papers addressing AI regulations and cyber security. *Evaluation* denotes papers that evaluate ChatGPT with respect to biases or more than a single domain.

5 have high numbers of occurrences, i.e., many papers report a strong performance of ChatGPT. Figures 8a and 8b show the distributions for our annotations of the social impact. If a social impact sentiment is provided, ChatGPT is most frequently described as an opportunity. For Arxiv, the number of papers which see ChatGPT as an opportunity is the same number as papers that see it as a threat.

In the second part of the analysis we consider the annotations from Arxiv and SemanticScholar together. Figure 9 displays the intersection of *performance quality* and *social impact*. It shows that authors who report a high performance quality for



Figure 12: Paper topics per 7 days. The downtrend in the last days is an artefact of the time aggregation.

Source	Number of instances
Arxiv	48
SemanticScholar	104

Table 6: Number and source of scientific papers examined. Here, SemanticScholar comprises only non-Arxiv papers.

ChatGPT (4/5) in most cases also believe that it will have a positive social impact. Also, there is a high number of papers which reported no performance quality or social impact (*NAN*). Papers that report a low performance quality (1/2) either state no social impact or perceive it as *Mixed* or a *Threat*, but not as *Opportunity*. Figure 10 shows the intersection between *performance quality* and *topic*. For every topic, the majority of papers describe a high performance quality of ChatGPT. Also, most papers that report low quality are found for *Application* and *Education*. Lastly, Figure 11 presents the intersection of *topic* and *social impact*. Here, papers in the categories *Application*, *Medical* and *Rest* mostly describe ChatGPT as an opportunity for society. For *Education*, the number of papers that see ChatGPT as a threat is almost equal to the number of those that view it as opportunity. For *Evaluation*, a comparably high number of abstracts articulate mixed sentiments towards the social impact. Finally, in the *Ethics* category, ChatGPT is mostly seen as a threat.

We also consider the development of each annotated category over time, using all considered papers from Arxiv and those of SemanticScholar that have an attached publication date. Overall, the amount of papers that is published every week is increasing, highlighting the current importance of the topic. Compared to the Twitter data, the sample size of papers is small, hence, other trends are difficult to reliably describe. In Figure 12, we show that the topics *Evaluation* and *Ethics* have not been considered as a main topic in most early papers of December 2022. Further, the amount of papers in *Medical* and *Rest* increases especially since the beginning of February, showing the newly gained, widespread recognition of ChatGPT in many areas outside the NLP community.

To conclude, the analysis of papers exemplifies the explosive attention ChatGPT is getting. They mostly see ChatGPT as an opportunity for society and praise its performance. Threats perceived in *Education* and *Ethics* could for example be linked

to concerns about plagiarism (Yeadon et al., 2022, e.g.).

2.3 Other sources

Up to now, we analyzed the public opinion of the ChatGPT model by analyzing arXiv/SemanticScholar papers and Twitter for sentiment.

However, it is important to note that there are other resources that can provide valuable insights into the model. One such resource is GitHub repositories, which contain a wealth of information about the ChatGPT model. This includes third-party libraries that can be used to programmatically leverage or even enhance the functionality of the model,¹³ as well as lists of prompts that can be used to test its abilities.¹⁴

Other valuable resource are blog posts and the discussion of failure cases,¹⁵ which can help us understand the limitations of the model and how they can be addressed. These resources provide important feedback to the developers and can inform future development efforts, ensuring that the ChatGPT model continues to evolve and improve.

We constructed a small dataset (50 entries) of such online resources and enlisted two coworkers to annotate their sentiment. Our analysis of these resources (see Table 8) reveals that shared prompts lists, as well as other GitHub repositories exhibit overwhelmingly positive sentiment, while blog posts display a mix of positive, neutral, and negative sentiments in nearly equal proportions. We further observed that lists of failure cases showed the poorest overall sentiment, a finding which intuitively makes sense. Failure cases often involve math problems,¹⁶ a domain where ChatGPT frequently provides confidently incorrect answers. However, our findings were not entirely consistent, as some positive blog posts suggest that ChatGPT performs well in symbolic execution of code,¹⁷ indicating that the issue may lie in prompt

tuning rather than ChatGPT’s general capabilities, i.e., ChatpGPT can handle math problems better when they are formulated as programs, not prose. Neutral¹⁸ and negative¹⁹ blog posts tend to focus less on the quality of ChatGPT’s outputs and more on concerns related to OpenAI’s restrictions or potential negative social impacts.

3 Related work

The two most closely related works are Haque et al. (2022); Borji (2023). Haque et al. (2022) study twitter reception of ChatGPT after about 2 weeks, finding that the majority of tweets have been overwhelmingly positive in this early period. They have much smaller samples which they manually annotate and use unsupervised topic modeling to determine topics. They also do not look at scientific papers, but only at social media posts. Borji (2023) presents a catalogue of failure cases of ChatGPT relating to reasoning, logic, arithmetic, factuality, bias and discrimination, etc. The failure cases are based on selected examples mostly from social media. Bowman (2022); Beese et al. (2022) discuss the increase of negative papers over time using NLP tools, which is also related to our study. In contrast to their work, we only discuss very recent trends over the last months; our methodological setup is also very different.

4 Conclusion

In this paper, we conducted a comprehensive analysis of the perception of ChatGPT, a chatbot released by OpenAI in November 2022 that has attracted over 100 million subscribers in only two months. We analyzed over 300k tweets and more than 150 scientific papers to understand how ChatGPT is viewed from different perspectives, how its perception has changed over time, and what its strengths and limitations are. We found that ChatGPT is generally perceived positively, with high quality, and associated emotions of joy dominating. However, its perception has slightly decreased since its debut, and in languages other than English, it is perceived with more negative sentiment. Moreover, while ChatGPT is viewed as a great opportunity across various scientific fields, including the medical domain, it is also seen as a threat from an ethical

building-a-virtual-machine-inside

¹⁸<https://thezvi.substack.com/p/jailbreaking-the-chatgpt-on-release>

¹⁹<https://davidgolumbia.medium.com/chatgpt-should-not-exist-aab0867abace>

¹³<https://github.com/stars/acheong08/lists/awesome-chatgpt>

<https://github.com/saharmor/awesome-chatgpt>
<https://github.com/humanloop/awesome-chatgpt>

¹⁴<https://github.com/f/awesome-chatgpt-prompts>
<https://chatgpt.getlaunchlist.com>
<https://promptbase.com/marketplace>

¹⁵<https://github.com/giuven95/chatgpt-failures>
https://docs.google.com/spreadsheets/d/1kDSERnR0v5FgHbVN8z_bXH9gak2IXRtoqz0nwhrviCw

¹⁶<https://twitter.com/GaryMarcus/status/1610793320279863297>

¹⁷<https://www.engraved.blog/>

Category	Labels
Topic	Ethics, Education, Evaluation, Medical, Application, Rest
Quality	0 (= NAN), 1,2,3,4,5
Impact	Threat, Opportunity, Mixed, NAN

Table 7: Annotation categories for Arxiv and SemanticScholar papers along with their labels. Quality refers to the assessment of papers with regard to ChatGPT; 5 indicates that the papers attest it very high quality and 1 indicates very low quality. Impact refers to whether papers describe ChatGPT as a Threat or Opportunity (for society).

Type	Positive	Neutral	Negative
Prompt Sharing Sites	100%	0%	0%
GitHub Repositories	92%	8%	0%
Blog Posts	22%	44%	33%
Lists of Failure Cases	0%	0%	100%

Table 8: Observed sentiment found in various independent resources around the web.

perspective and in the education domain. Our findings contribute to shaping the public debate and informing the future development of ChatGPT.

Future work should investigate developments over longer stretches of time, consider popularity of tweets and papers (via likes and citations), investigate more dimensions besides sentiment and emotion and look at the expertise of social media actors and their geographic and demographic distribution. Finally, as language models like ChatGPT continue to evolve and gain more capabilities, future research can assess their real (rather than anticipated) impact on society, including their potential to exacerbate and mitigate existing inequalities and biases.

5 Limitations and Ethical Considerations

In this work, we automatically analyzed social media posts using NLP technology like sentiment and emotion classifiers and machine translation systems, which are error prone. Our selection of tweets was biased via the employed hashtag, i.e., #ChatGPT. Our human annotation was in some cases subjective and not without disagreements among annotators. Our selection of SemanticScholar papers was determined by the search results of SemanticScholar, which seem non-deterministic. Our search for papers on Arxiv was restricted to mentions in the abstracts and titles of papers and our annotations were only based on titles and abstracts. We freely used ChatGPT as an aide throughout the writing process. All errors, however, are our own.

6 Acknowledgments

Ran Zhang, Christoph Leiter, Daniil Larionov are financed by the BMBF project “Metrics4NLG”. Steffen Eger is financed by DFG Heisenberg grant EG 375/5–1. This paper was written while on a retreat in the Austrian mountains in the small village of Hinterriß.

References

- Dimosthenis Antypas, Asahi Ushio, Jose Camacho-Collados, Vitor Silva, Leonardo Neves, and Francesco Barbieri. 2022. [Twitter topic classification](#). In *Proceedings of the 29th International Conference on Computational Linguistics*, pages 3386–3400, Gyeongju, Republic of Korea. International Committee on Computational Linguistics.
- Francesco Barbieri, Luis Espinosa Anke, and Jose Camacho-Collados. 2022. [XLM-T: Multilingual language models in Twitter for sentiment analysis and beyond](#). In *Proceedings of the Thirteenth Language Resources and Evaluation Conference*, pages 258–266, Marseille, France. European Language Resources Association.
- Dominik Beese, Begüm Altunbaş, Görkem Güzeler, and Steffen Eger. 2022. Detecting stance in scientific papers: Did we get more negative recently? *arXiv preprint arXiv:2202.13610*.
- Leah M. Bishop. 2023. A computer wrote this paper: What chatgpt means for education, research, and writing. *SSRN Electronic Journal*.
- Ali Borji. 2023. A categorical archive of chatgpt failures. *ArXiv*, abs/2302.03494.
- Samuel Bowman. 2022. The dangers of underclaiming: Reasons for caution when reporting how nlp systems



Can you please count the number of words in the following sentences:

- s1 = "I like dogs and you like cats and we are all great"
 s2 = "All the world is a stage and all the men and women merely player"
 s3 = "The greatest opportunities are often the greatest risks"
 s4 = "The ax in the house saves the carpenter"
 s5 = "And here poor fool I stand once more, no wiser than I was before."



Certainly! Here are the word counts for each of the sentences:

- s1: 11 words
 s2: 15 words
 s3: 8 words
 s4: 7 words
 s5: 14 words

Figure 13: Evidence of counting failures of ChatGPT. The correct answers are 12, 14, 8, 8, 14, of which ChatGPT gets false 3/5 (by an error of one). ChatGPT indicated that it ignored punctuation and quotation marks when counting and also miscounted without any quotation and punctuation marks.

fail. In *Proceedings of the 60th Annual Meeting of the Association for Computational Linguistics (Volume 1: Long Papers)*, pages 7484–7499.

Dorottya Demszky, Dana Movshovitz-Attias, Jeongwoo Ko, Alan Cowen, Gaurav Nemade, and Sujith Ravi. 2020. *GoEmotions: A dataset of fine-grained emotions*. In *Proceedings of the 58th Annual Meeting of the Association for Computational Linguistics*, pages 4040–4054, Online. Association for Computational Linguistics.

Steffen Eger, Chao Li, Florian Netzer, and Iryna Gurevych. 2018. Predicting research trends from arxiv. *ArXiv*, abs/1903.02831.

Paul Ekman. 1992. *Are there basic emotions?* *Psychological Review*, 99(3):550–553.

Simon Frieder, Luca Pinchetti, Ryan-Rhys Griffiths, Tommaso Salvatori, Thomas Lukasiewicz, Philipp Christian Petersen, Alexis Chevalier, and J J Berner. 2023. Mathematical capabilities of chatgpt. *ArXiv*, abs/2301.13867.

Mubin Ul Haque, I. Dharmadasa, Zarrin Tasnim Sworna, Roshan Namal Rajapakse, and Hussain Ahmad. 2022. "i think this is the most disruptive technology": Exploring sentiments of chatgpt early adopters using twitter data. *ArXiv*, abs/2212.05856.

Wenxiang Jiao, Wenxuan Wang, Jen tse Huang, Xing Wang, and Zhaopeng Tu. 2023. Is chatgpt a good translator? a preliminary study. *ArXiv*, abs/2301.08745.

Teo Susnjak. 2022. Chatgpt: The end of online exam integrity? *ArXiv*, abs/2212.09292.

Randy Joy Magno Ventayen. 2023. Openai chatgpt generated results: Similarity index of artificial intelligence-based contents. *SSRN Electronic Journal*.

Will Yeadon, Oto-Obong Inyang, Arin Mizouri, Alex Peach, and Craig Testrow. 2022. *The death of the short-form physics essay in the coming ai revolution*.

Xiaomin Zhai. 2022. Chatgpt user experience: Implications for education. *SSRN Electronic Journal*.