

k NN-BOX: A Unified Framework for Nearest Neighbor Generation

Wenhao Zhu*, Qianfeng Zhao*, Yunzhe Lv*,
Shujian Huang, Siheng Zhao, Sizhe Liu, Jiajun Chen

National Key Laboratory for Novel Software Technology, Nanjing University, China
{zhuwh, qianfeng, lvyz, zhaosh, liusz}@smail.nju.edu.cn, {huangsj, chenjj}@nju.edu.cn

Abstract

Augmenting the base neural model with a token-level symbolic datastore is a novel generation paradigm and has achieved promising results in machine translation (MT). In this paper, we introduce a unified framework k NN-BOX, which enables quick development and interactive analysis for this novel paradigm. k NN-BOX decomposes the datastore-augmentation approach into three modules: datastore, retriever and combiner, thus putting diverse k NN generation methods into a unified way. Currently, k NN-BOX has provided implementation of seven popular k NN-MT variants, covering research from performance enhancement to efficiency optimization. It is easy for users to reproduce these existing work or customize their own models. Besides, users can interact with their k NN generation systems with k NN-BOX to better understand the underlying inference process in a visualized way. In experiment section, we apply k NN-BOX for machine translation and three other seq2seq generation tasks, namely, text simplification, paraphrase generation and question generation. Experiment results show that augmenting the base neural model with k NN-BOX leads to a large performance improvement in all these tasks. The code and document of k NN-BOX is available at <https://github.com/NJUNLP/knn-box>.

1 Introduction

Equipping the base neural model with a symbolic datastore is a novel paradigm for enhancing generation quality. Khandelwal et al. apply this paradigm in machine translation, known as k NN-MT, and achieves promising results, especially in MT domain adaptation and multilingual MT. Afterwards, the following work keep optimizing this approach, making it a more mature methodology, e.g., dynamically deciding the usage of retrieval results (Zheng

*Equal Contribution.

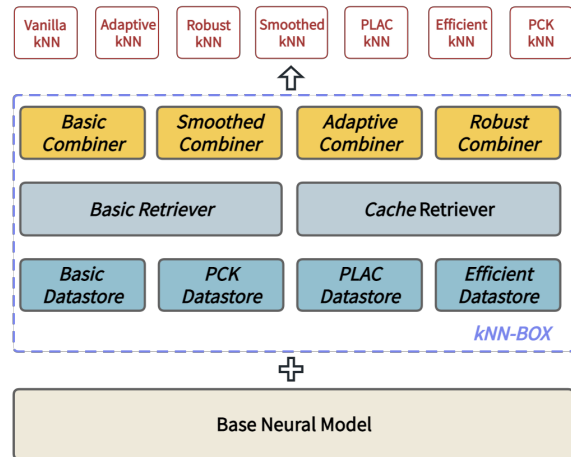


Figure 1: k NN-BOX decomposes the datastore-augmentation approach into three modules, namely, datastore, retriever and combiner, thus putting diverse k NN generation methods into a unified way.

et al., 2021), building a light and explainable datastore (Zhu et al., 2022).

However, we notice that these k NN generation methods are implemented with diverse codebases, e.g., *Fairseq*¹, *Transformers*² and *JoeyNMT*³, which hinders fair comparison between these methods and potential fusion of latest research advances. Interpretability is another remaining issue in k NN generation research, as the community can still not well understand why k NN generation works. More in-depth analysis needs to be conducted for this novel paradigm.

In this paper, we introduce a unified framework k NN-BOX for nearest neighbor generation, which supports quick development and interactive analysis. Our framework decomposes the datastore-augmentation approach into three modules: datastore, retriever and combiner, thus putting diverse

¹<https://github.com/facebookresearch/fairseq>

²<https://github.com/huggingface/transformers>

³<https://github.com/joeynmt/joeynmt>

k NN generation methods into a unified way (Fig. 1). Up till now, k NN-BOX has released implementation of seven popular k NN-MT models, covering research from performance enhancement (Khandelwal et al., 2021; Jiang et al., 2021; Zheng et al., 2021; Jiang et al., 2022) to efficiency optimization (Martins et al., 2022; Wang et al., 2022; Zhu et al., 2022), which can help users to quickly reproduce existing works and make fair comparison between them. Moreover, users can easily fuse advanced models with k NN-BOX, for example, jointly using a better combiner and a lighter datastore, to achieve the best of two worlds.

Another useful feature of k NN-BOX is supporting visualized interactive analysis. Via our provided web page, users can interact with their local k NN model and observe its inference process, e.g. the content and distribution of its retrieval results (Fig. 3). We hope k NN-BOX can help the community to better understand the interpretability problems in k NN generation, e.g., why it works.

We conduct experiments on benchmark machine translation datasets. Experiment results show that k NN-BOX is a reliable platform for model reproduction and development. In addition, we take a step further and apply k NN-BOX for three other seq2seq tasks, i.e., text simplification, paraphrase generation and question generation. Experiment results show that augmenting the base neural model with k NN-BOX is also beneficial in these tasks, which shows the great potential of nearest neighbor generation and the wide usage of our k NN-BOX toolkit.

2 Background: k NN-MT

Before introducing k NN-BOX, we recap k NN-MT approach in this section. Generally, k NN-MT framework aims at memorizing translation knowledge in parallel corpus \mathcal{C} into a datastore \mathcal{D} and use it to augment the NMT model \mathcal{M} during inference.

Memorizing Knowledge into Datastore To extract translation knowledge, translation pair $(\mathcal{X}, \mathcal{Y})$ is fed into \mathcal{M} for teacher-forcing decoding. At time step t , the continuous representation of the translation context $(\mathcal{X}, \mathcal{Y}_{<t})$, i.e. the hidden state h_t from the last decoder layer, is taken as *key*:

$$h_t = \mathcal{M}(\mathcal{X}, \mathcal{Y}_{<t})$$

and the target token y_t is taken as *value*. Each *key-value* pair explicitly memorizes the translation

knowledge: generating the *value* token at the decoder hidden state *key*. With a single forward pass over the entire corpus, the full datastore \mathcal{D} can be constructed:

$$\mathcal{D} = \{(h_t, y_t) \mid \forall y_t \in \mathcal{Y}, (\mathcal{X}, \mathcal{Y}) \in \mathcal{C}\}, \quad (1)$$

Generating with Memorized Knowledge The constructed datastore is then combined with the base NMT model as an augmentation memory. During inference, the NMT model retrieves related knowledge from the datastore to adjust its own translation prediction.

Specifically, the NMT model uses the contextualized representation of the test translation context $(\mathcal{X}, \mathcal{Y}_{<t})$ to query the datastore for nearest neighbor representations and the corresponding target tokens $\mathcal{N}_k = \{(h^j, y^j)\}_{j=1}^k$. The retrieved entries are then converted to a distribution over the vocabulary:

$$p_{\text{knn}}(y|\mathcal{X}, \mathcal{Y}_{<t}) \propto \sum_{(h^j, y^j) \in \mathcal{N}_k} \mathbb{1}(y = y^j) \cdot s(h_t, h^j) \quad (2)$$

where s measures the similarity between h_t and h^j :

$$s(h_t, h^j) = \exp\left[\frac{-d(h_t, h^j)}{T}\right]$$

Here, d denotes L_2 -square distance and T is the temperature. In the end, the output distribution of the NMT model and symbolic datastore are interpolated with the weight λ :

$$p(y|\mathcal{X}, \mathcal{Y}_{<t}) = \lambda \cdot p_{\text{knn}}(y|\mathcal{X}, \mathcal{Y}_{<t}) + (1 - \lambda) \cdot p_{\text{nmt}}(y|\mathcal{X}, \mathcal{Y}_{<t}) \quad (3)$$

Recent Advances in k NN-MT To make k NN-MT more effective, efficient and explainable, various methods have been devised. Zheng et al. (2021) and Jiang et al. (2022) propose to dynamically decide the usage of retrieval results to exclude potential noise in nearest neighbors. Jiang et al. (2021) explore the setting of multi-domain adaptation and remedy the catastrophic forgetting problem. Inspired by He et al. (2021), Martins et al. (2022) introduce three ways to improve the efficiency of k NN-MT, i.e. dimension reduction, datastore pruning and adaptive retrieval. Later, Wang et al. (2022) propose to reduce dimension and prune datastore with a learnable network. Recently, Zhu et al. (2022) explore the interpretability issue in k NN-MT and builds a light and more explainable datastore according to the capability of the NMT model.

3 Unified Framework: k NN-BOX

This sections describes how we design and implement k NN-BOX, and introduce how users run k NN-BOX for developing k NN generation models and interacting with the deployed model visually.

3.1 Design and Implementation

We develop k NN-BOX based on the most widely-used generation framework *Fairseq*, thus making it easy to apply k NN-BOX for other generation tasks. The overall workflow of k NN-BOX is illustrated in Figure 2. For better compatibility and extensibility, we decompose the datastore-augmentation approach into three modules: *Datastore*, *Retriever* and *Combiner*, where each module has its own function:

- *Datastore*: save generation knowledge as *key-values* pairs (Eq. 1).
- *Retriever*: retrieve nearest neighbors from the datastore during inference.
- *Combiner*: convert retrieval results to a distribution (Eq. 2) and interpolate the output distribution of the NMT model and symbolic datastore (Eq. 3).

This design enables diverse k NN models to be implemented in a unified way. For a specific k NN variant, it usually makes a modification on one of the three modules, compared to vanilla k NN generation model. Therefore, users can customize the corresponding module and quickly develop the desired k NN model.

Supporting visual interactive analysis is another useful feature of k NN-MT. By saving intermediate computation results, we enable k NN-BOX to visualize the inference process. We hope this feature will help users to better understand their own k NN-MT model’s strengths and weaknesses, instead of using it as a black box.

3.2 Usage

Reproducing Existing Work Until now, k NN-BOX has released implementation of seven popular k NN-MT models⁴, covering research from performance enhancement to efficiency optimization.

⁴They are vanilla k NN-MT (Khandelwal et al., 2021), Adaptive k NN-MT (Zheng et al., 2021), Smoothed k NN-MT (Jiang et al., 2021), Robust k NN-MT (Jiang et al., 2022), PCK k NN-MT (Wang et al., 2022), Efficient k NN-MT (Martins et al., 2022), PLAC k NN-MT (Zhu et al., 2022).

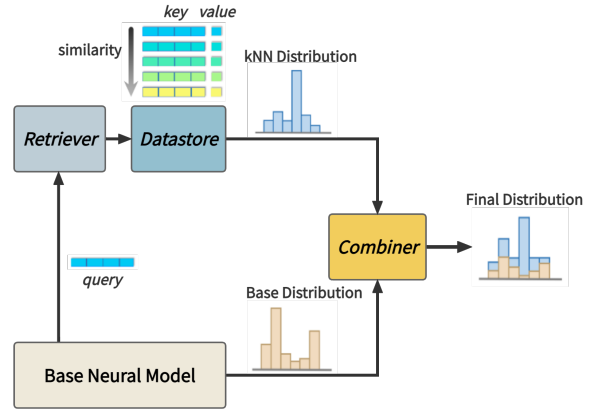


Figure 2: Overall workflow of augmenting the base neural model with k NN-BOX.

Besides, k NN-BOX has also provided the corresponding shell scripts to run them, enabling users to quickly reproduce existing work. Detailed guidance can be found in `README.md`.

Developing New Models k NN-BOX is designed not only for reproduce existing work, but also for developing new models on new tasks. For each module, users can pick one of its implementation from k NN-BOX or customize their own version, and combine three modules together to build a new k NN model. In this process, only few lines of codes needs to be added, which will save users a lot of time. More importantly, this implementation fashion enables users to easily build a fused model, e.g., combining the most explainable datastore (`PLACDatastore`) with the strongest combiner (`RobustCombiner`). To perform generation tasks other than machine translation, users only need to switch the training corpus to build a task-specific datastore.

Visualizing Translation Process By running our provided script to launch a web page (shown in Fig. 3), users can interact with their k NN model visually. In the upper input window, user can type in text and tune generation hyperparameters in the upper-left panel. Then the generation results will be displayed. Taking k NN-MT as an example, after clicking a word in the translation, users can see the translation probability given by both NMT model and k NN-MT model. Moreover, detailed information of the retrieved datastore entries will be displayed in the bottom panel. By selecting on a certain nearest neighbor point, users can see the corresponding value token, translation context and

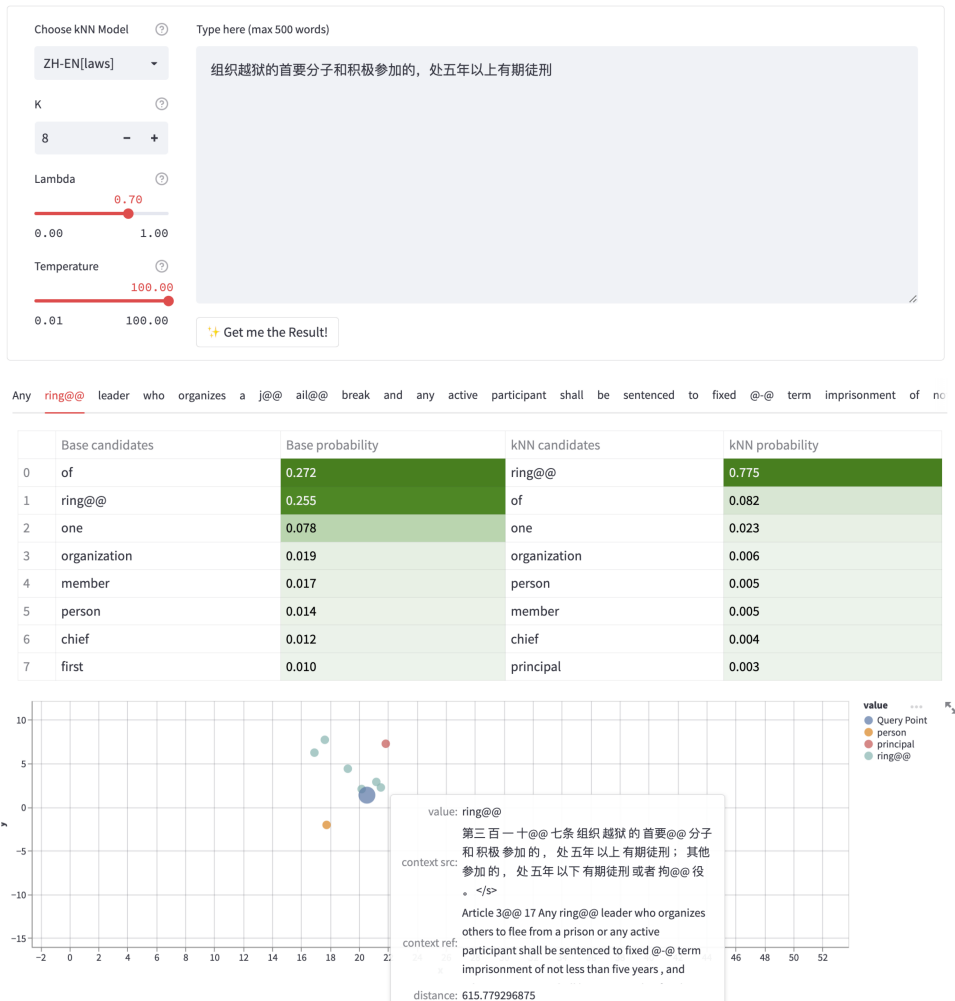


Figure 3: A screenshot of interactive interface provided by k NN-BOX, where users can interact with their own k NN model and analyze its inference process visually. The upper panel allows users to type in text and tune hyperparameters. The middle panel displays the generation result and prediction distribution of each decoding step. The bottom panel shows the relative distribution of query and retrieval results, and more detailed information of each nearest neighbor.

query-key distance. Overall, the visualization page can help user to interact with their k NN generation model and explore its inner working process.

4 Experiments

To evaluate the effectiveness of k NN-BOX, we conduct experiments on machine translation and three other seq2seq tasks. We introduce experimental settings in Section 4.1 and reports experiment results in Section 4.2.

4.1 Experimental Settings

Dataset For machine translation, we adopt four German-English OPUS datasets⁵ (Medical, Law, IT and Koran) (Tiedemann, 2012), which are used

⁵<https://opus.nlpl.eu/>

in almost all k NN-MT work. We use TED dataset⁶ (Qi et al., 2018) to evaluate k NN-BOX on multi-lingual machine translation⁷. Moreover, we conduct experiments on two text simplification dataset: Newsela-Auto⁸ and Wiki-Auto⁹ (Jiang et al., 2020), a paraphrase generation dataset: QQP¹⁰, and a question generation dataset: Quasar-T¹¹ (Dhingra et al., 2017) to demonstrate effectiveness of k NN-BOX on these generation tasks.

⁶<https://github.com/neulab/word-embeddings-for-nmt>

⁷We evaluate English-centric translation performance on ten languages: Cs, Da, De, Es, Fr, It, Ni, Pl, Pt, Sv

⁸<https://newsela.com/data/>

⁹<https://github.com/chaojiang06/wiki-auto/tree/master/wiki-auto/ACL2020/>

¹⁰<https://www.kaggle.com/c/quora-question-pairs>

¹¹<https://github.com/bdhingra/quasar>

Model	Reference	Law		Medical		IT		Koran	
		Scale↓	BLEU↑	Scale↓	BLEU↑	Scale↓	BLEU↑	Scale↓	BLEU↑
Base Neural Model	Ng et al., 2019	-	45.5	100%	40.0	-	38.4	-	16.3
Vanilla k NN-MT	Khandelwal et al., 2021	100%	61.3	100%	54.1	100%	45.6	100%	20.4
Adaptive k NN-MT	Zheng et al., 2021	100%	62.9	100%	56.1	100%	47.2	100%	20.3
Smoothed k NN-MT	Jiang et al., 2021	100%	63.3	100%	56.8	100%	47.7	100%	19.9
Robust k NN-MT	Jiang et al., 2022	100%	63.6	100%	57.1	100%	48.6	100%	20.5
PCK k NN-MT	Wang et al., 2022	90%	62.8	90%	56.4	90%	47.4	90%	19.4
Efficient k NN-MT	Martins et al., 2022	57%	59.9	58%	52.3	63%	44.9	66%	19.9
PLAC k NN-MT	Zhu et al., 2022	55%	62.8	55%	56.2	60%	47.0	75%	19.9

Table 1: Some works implemented by k NN-BOX. Scale refers to the relative datastore size compared to a full datastore that covers all target language token occurrences in the parallel corpus. Smaller scale means a lighter datastore and higher BLEU means better translation quality.

Directions	Model	Avg.	Cs	Da	De	Es	Fr	It	Nl	Pl	Pt	Sv
En → X	M2M-100	29.1	20.7	36.2	26.7	35.1	33.7	29.8	27.7	15.6	31.9	33.7
	+ k NN-BOX	32.6	22.3	40.2	29.5	39.2	38.7	33.5	31.9	17.9	37.1	36.0
X → En	M2M-100	33.4	27.5	40.0	31.8	36.6	35.1	33.4	31.9	21.1	38.9	37.3
	+ k NN-BOX	37.7	31.3	44.5	37.1	42.0	40.4	38.4	36.2	24.9	41.8	41.0

Table 2: Effect of augmenting M2M100 with k NN-BOX on multilingual TED dataset. For brevity, we only show the effect of applying Robust k NN with k NN-BOX. “En → X” and “X → En” denotes translating English into other languages and translating other languages into English respectively.

Base Neural Model On OPUS dataset, we follow previous k NN-MT work and use the winner model of WMT’19 De-En news translation task (Ng et al., 2019) as the base model. On multilingual TED dataset, we use M2M100 (Fan et al., 2021) as the base model, which is a many-to-many multilingual translation model. On the rest of dataset, Transformer (Vaswani et al., 2017) is used as the base model.

Metric We use BLEU score calculated by *sacrebleu*¹² to evaluate the generation quality for all tasks except text simplification, where we use SARI score (Xu et al., 2016) calculated by *easse*¹³ to evaluate simplification quality.

4.2 Main Results

k NN-BOX can help user to quickly augment the base NMT model with k NN methods. By running our provided shell scripts, users can quickly reproduce existing k NN-MT models. Table 1 show the translation performance of these models on OPUS dataset. We see that augmenting the base neural machine translation model with a datastore brings significant performance enhancement.

Among these methods, Robust k NN-MT achieves the highest BLEU scores, and PLAC k NN-MT builds a lightest datastore while maintaining translation performance. Table 2 reports experiment results on TED dataset. We can see that applying k NN-BOX brings large performance improvement on all translation directions.

Besides, we also carefully compare the reproduced results with the results produced by the original implementation. We find that two groups of results are well-aligned (shown in Appendix A), demonstrating that k NN-BOX is reliable platform for reproducing k NN-MT models.

k NN-BOX shows great potential in other seq2seq generation tasks as well Apart from machine translation task, we further evaluate k NN-BOX on three other seq2seq tasks: text simplification, paraphrase generation and question generation. Experiment results are shown in Table 3. Augmenting the base neural model with k NN-BOX brings performance enhancement in all three tasks. The performance improvement on three tasks is up to 2.4 SARI, 1.1 BLEU and 6.1 BLEU respectively, which shows the great potential of studying datastore-augmentation in generation tasks and the wide usage of our toolkit.

¹²<https://github.com/mjpost/sacrebleu>

¹³<https://github.com/feralvam/easse>

Task	Dataset	Metric	Base Model	k NN-BOX
Text Simplification	Wiki-Auto	SARI	38.6	39.4
	Newsela-Auto	SARI	35.8	38.2
Paraphrase Generation	QQP	BLEU	28.4	29.5
Question Generation	Quasar-T	BLEU	9.6	15.7

Table 3: The performance of applying k NN-BOX on three other seq2seq tasks: text simplification, paraphrase generation and question generation. Here, we apply the vanilla k NN generation method for augmentation. Bold text indicates the higher score across two models. Augmenting base neural models in these tasks with k NN-BOX also bring large performance improvement.

Datstore	Retriever	Combiner	Scale↓	BLEU↑
BasicDatstore	BasicRetriever	BasicCombiner	100%	61.3
PCKDatstore	BasicRetriever	AdaptiveCombiner	90%	62.8
EfficientDatstore	BasicRetriever	AdaptiveCombiner	57%	61.5
EfficientDatstore	BasicRetriever	RobustCombiner	57%	61.8
PLACDatstore	BasicRetriever	AdaptiveCombiner	55%	62.8
PLACDatstore	BasicRetriever	RobustCombiner	55%	63.7

Table 4: Effect of fusing advanced datstore and combiner. Smaller scale means a lighter datstore and higher BLEU means better translation quality.

k NN-BOX accelerates the fusion of lasted research advances A potential drawback of implementing k NN-MT with diverse codebases is hindering the fusion of lasted research advances. With k NN-BOX, research advances on `Datstore`, `Combiner` and `Retriever` can be fused conveniently. Table 4 shows the performance of partial mixed models on OPUS-Law dataset, where we jointly use different datstore and combiner. We can see that using `PLACDatstore` and `RobustCombiner` together achieve strong translation performance with a much smaller datstore.

5 Conclusion and Future Work

This paper introduces k NN-BOX, an open-sourced toolkit for nearest neighbor generation. k NN-BOX decomposes datstore-augmented approach into three decoupled modules: `Datstore`, `Retriever` and `Combiner`, thus putting diverse k NN generation methods into a unified way. k NN-BOX provides implementation of several k NN-MT models, covering research from performance enhancement and efficiency optimization, which can help users to quickly reproduce existing work. k NN-BOX also enjoys great extensibility, which can be used to develop new models and be applied for new generation tasks. More importantly, k NN-BOX supports users to interact with their deployed model in a visualized way, which enables

in-depth analysis on the inner working process of the model. In experiment section, we show that k NN-BOX can not only be applied for enhancing neural machine translation model, but also for enhancing neural generation model in other seq2seq tasks, like text simplification, paraphrase generation and question generation.

In the future, we will keep update this toolkit to provide implementation of more retrieve-and-generate methods and optimize the framework to make it more user-friendly, and explore the possibility to apply k NN-BOX for long-range sequence generation, e.g., document-level machine translation.

References

- Bhuwan Dhingra, Kathryn Mazaitis, and William W Cohen. 2017. Quasar: Datasets for question answering by search and reading. *arXiv preprint arXiv:1707.03904*.
- Angela Fan, Shruti Bhosale, Holger Schwenk, Zhiyi Ma, Ahmed El-Kishky, Siddharth Goyal, Mandeep Baines, Onur Celebi, Guillaume Wenzek, Vishrav Chaudhary, et al. 2021. Beyond english-centric multilingual machine translation. *The Journal of Machine Learning Research*, 22(1):4839–4886.
- Junxian He, Graham Neubig, and Taylor Berg-Kirkpatrick. 2021. Efficient nearest neighbor language models. In *Proceedings of the Conference on*

Empirical Methods in Natural Language Processing (EMNLP).

Chao Jiang, Mounica Maddela, Wuwei Lan, Yang Zhong, and Wei Xu. 2020. [Neural CRF model for sentence alignment in text simplification](#). In *Proceedings of the 58th Annual Meeting of the Association for Computational Linguistics*, pages 7943–7960, Online. Association for Computational Linguistics.

Hui Jiang, Ziyao Lu, Fandong Meng, Chulun Zhou, Jie Zhou, Degen Huang, and Jinsong Su. 2022. [Towards robust k-nearest-neighbor machine translation](#). In *Proceedings of the 2022 Conference on Empirical Methods in Natural Language Processing*, pages 5468–5477, Abu Dhabi, United Arab Emirates. Association for Computational Linguistics.

Qingnan Jiang, Mingxuan Wang, Jun Cao, Shanbo Cheng, Shujian Huang, and Lei Li. 2021. Learning kernel-smoothed machine translation with retrieved examples. In *Proceedings of the Conference on Empirical Methods in Natural Language Processing (EMNLP)*.

Urvashi Khandelwal, Angela Fan, Dan Jurafsky, Luke Zettlemoyer, and Mike Lewis. 2021. Nearest neighbor machine translation. In *International Conference on Learning Representations (ICLR)*.

Pedro Martins, Zita Marinho, and Andre Martins. 2022. Efficient machine translation domain adaptation. In *Proceedings of the Workshop on Semiparametric Methods in NLP: Decoupling Logic from Knowledge*.

Nathan Ng, Kyra Yee, Alexei Baevski, Myle Ott, Michael Auli, and Sergey Edunov. 2019. Facebook FAIR’s WMT19 news translation task submission. In *Proceedings of the Conference on Machine Translation (WMT)*.

Ye Qi, Devendra Sachan, Matthieu Felix, Sarguna Padmanabhan, and Graham Neubig. 2018. When and why are pre-trained word embeddings useful for neural machine translation? In *Proceedings of the 2018 Conference of the North American Chapter of the Association for Computational Linguistics: Human Language Technologies, Volume 2 (Short Papers)*.

Jörg Tiedemann. 2012. Parallel data, tools and interfaces in OPUS. In *Proceedings of the Eighth International Conference on Language Resources and Evaluation (LREC)*.

Ashish Vaswani, Noam Shazeer, Niki Parmar, Jakob Uszkoreit, Llion Jones, Aidan N Gomez, Lukasz Kaiser, and Illia Polosukhin. 2017. Attention is all you need. In *Advances in Neural Information Processing Systems (NeurIPS)*.

Dexin Wang, Kai Fan, Boxing Chen, and Deyi Xiong. 2022. Efficient cluster-based k-nearest-neighbor

machine translation. In *Proceedings of the Annual Meeting of the Association for Computational Linguistics (ACL)*.

Wei Xu, Courtney Napoles, Ellie Pavlick, Quanze Chen, and Chris Callison-Burch. 2016. [Optimizing statistical machine translation for text simplification](#). *Transactions of the Association for Computational Linguistics*, 4:401–415.

Xin Zheng, Zhirui Zhang, Junliang Guo, Shujian Huang, Boxing Chen, Weihua Luo, and Jiajun Chen. 2021. Adaptive nearest neighbor machine translation. In *Proceedings of the Annual Meeting of the Association for Computational Linguistics (ACL)*.

Wenhao Zhu, Shujian Huang, Yunzhe Lv, Xin Zheng, and Jiajun Chen. 2022. What knowledge is needed? towards explainable memory for knn-mt domain adaptation. *arXiv preprint arXiv:2211.04052*.

A Performance Alignment between kNN-BOX’s implementation and original implementation

Table 5 compares the reproduced results with kNN-BOX and the results produced by the original implementation, where the same base neural model and the same dataset is used. Comparison results show that there is only a minor gap between two groups of results, demonstrating that the reliability of kNN-BOX.

Model	Law	Medical	IT	Koran
Base NMT ¹⁴	45.5	40.0	38.4	16.3
↔ kNN-BOX	45.5	40.0	38.4	16.3
Vanilla kNN-MT ¹⁵	61.3	54.1	45.6	20.4
↔ kNN-BOX	61.3	54.1	45.6	20.4
Adaptive kNN-MT ¹⁶	62.9	56.6	47.6	20.6
↔ kNN-BOX	62.9	56.1	47.2	20.3
PCK kNN-MT ¹⁷	63.1	56.5	47.9	19.7
↔ kNN-BOX	62.8	56.4	47.4	19.4
Robust kNN-MT ¹⁸	63.8	57.0	48.7	20.8
↔ kNN-BOX	63.6	57.1	48.6	20.5

Table 5: BLEU scores of original implementation and kNN-BOX’s implementation. “↔ kNN-BOX” denotes the results reproduced using our framework.

¹⁴<https://github.com/facebookresearch/fairseq>

¹⁵<https://github.com/urvashik/knnmt>

¹⁶<https://github.com/zhengxxn/adaptive-knn-mt>

¹⁷<https://github.com/tjunlp-lab/PCKMT>

¹⁸<https://github.com/DeepLearnXMU/Robust-knn-mt>