

# Price Discovery for Derivatives

Christian Keller

Michael C. Tseng\*

*Latest Version Available Here*

---

## Abstract

We consider price discovery across derivative markets in a general framework where an agent has private information regarding state probabilities and trades state-contingent claims. In an equivalent options formulation, the informed agent has private information regarding arbitrary aspects of an underlying asset's payoff distribution and trades option portfolios. We characterize the informed demand, price impact, and information efficiency of prices. The informed demand formula prescribes option strategies for trading on any given aspect of the underlying payoff, thereby rationalizing and extending those used in practice for e.g. volatility trading.

*JEL classification:* C61; G13; G14.

*Keywords:* Derivatives; Price Discovery; Higher-Moment Trading; Insider Smile.

---

\*Christian Keller is from the Department of Mathematics, University of Central Florida. Michael Tseng is from the Department of Economics, University of Central Florida. We thank Roberto Burguet, Michael Caputo, Alain Chaboud, Yannick Dillschneider, Michael Gallmeyer (discussant), Sergei Glebkin (discussant), Thomas Gresik, Vladimir Gatchev, Kei Kawakami, Vijay Krishna, Melody Lo (discussant), Christo Pirinsky, Marzena Rostek, and conference participants of the 2022 Northern Finance Association Meeting, 2022 Midwest Economic Theory Meeting, 2022 Econometric Society European Winter Meeting, and 10th HEC-McGill Winter Finance Workshop for questions, comments, and suggestions. We are responsible for all remaining errors. A previous version of the paper was circulated under the title "Arrow-Debreu Meets Kyle." The research of Christian Keller was supported in part by NSF-grant DMS-2106077. Corresponding author: Michael Tseng, E-mail: michael.tseng@ucf.edu. Address: Department of Economics, College of Business, University of Central Florida, 12744 Pegasus Dr. Orlando, Florida 32816-1400.

# 1 Introduction

A basic economic function of prices is to convey information. As informed agents trade to exploit their private information regarding an asset's (expected) payoff, their information is impounded into the asset price. More broadly, agents can have information regarding aspects of the asset payoff distribution beyond the expected payoff, such as its higher-order moments. Exploiting such distributional information requires trading derivatives. As financial markets matured, such derivative trades have long become standard practice—see the trading strategies discussed in derivatives textbooks such as Hull (2005). Indeed, the derivative markets' importance and size derive from their principal utility of facilitating optimal contingent consumption by providing the necessary beyond-expected-payoff exposure to asset payoff distributions. Therefore, agents' private information regarding asset payoff distributions is impounded into the derivative prices. Yet, a basic theory of derivatives price discovery that articulates the microfoundation of this economic logic and rationalizes its empirical practice has remained strikingly absent. This paper puts forth a general model that captures the fundamental aspects of derivatives price discovery—the nonlinearity of both distributional information and derivative payoffs and the strategic interdependence of trades and prices across derivative markets. We characterize the informed demand, price impact across markets, and information efficiency of prices.

In our model, an informed trader has private information regarding the probabilities of future states and trades state-contingent claims to optimize contingent consumption. In other words, the informed trader has private information regarding the payoffs of Arrow-Debreu securities and trades in the Arrow-Debreu markets. There is no restriction on the informed trader's private information. The model is the simplest possible model of general price discovery across contingent claim markets and encompasses relevant derivative market settings.

By the standard Breeden-Litzenberger (1978) formula, our model has an equivalent options formulation. In this options formulation, the informed trader has private information regarding arbitrary aspects of the payoff distribution of the underlying asset, under arbitrary specification of the possible payoff distributions, and trades option portfolios. When translated to options, our closed-form informed demand formula prescribes option strategies for trading on any given aspect of the underlying payoff distribution—for example, its higher moments.

The informed demand formula is simple and intuitive—the informed trader constructs his equilibrium contingent claim portfolio using the possible payoff distributions, with positive portfolio weight for the true payoff distribution, which is privately known to him, and negative weights for the other distributions. It rationalizes the derivative trading strategies that are well-used in both trading practice and the empirical literature—the first paper to do so—thereby providing microfoundation for empirical practices and extending their scope.<sup>1</sup>

---

<sup>1</sup>See the discussion in Section 2 on the straddle, the empirical literature cited therein, and the examples in Section 7.1.

When only the underlying asset is traded (no derivative markets), our model specializes to the single asset price discovery setting of Kyle (1985) where the equilibrium supply function for the asset is linear.<sup>2</sup> The slope of this (inverse) supply function—known as “Kyle’s lambda”—characterizes equilibrium and is proportional to the variation of the asset payoff. In our general contingent claims setting, the endogenous relationships between the quantities demanded and prices emerge both within and between markets. The price of a given security depends not only on the demand for that security itself but on the demands across *all* securities. In general, for any two securities  $x$  and  $y$ , the demand for  $x$  causes price adjustment for  $y$  to the extent that the demand for  $x$  reveals information regarding the payoff of  $y$ . The set of supply schedules for the Arrow-Debreu securities is equivalent to a *pricing kernel* that prices all state-contingent claims.

In other words, as price discovery takes place jointly across derivatives markets, all derivatives are priced simultaneously. The equilibrium characterization of the pricing kernel takes a simple form, an asymmetric information counterpart to derivative pricing formulas (e.g., Black and Scholes (1973)) derived under complete information where derivatives are redundant.

Generalizing the intuition of Kyle’s lambda, we show that, for any securities  $x$  and  $y$ , the marginal effect of the demand for  $x$  on the price of  $y$  is proportional to the covariance of their payoffs. Kyle’s lambda, therefore, generalizes to an infinite-dimensional matrix of (endogenous) payoff covariances.<sup>3</sup> While cross-market information spillover in the form of payoff covariances has been derived previously under restrictive assumptions, we establish the robustness of this result under arbitrary number of assets and arbitrary specification of asset payoffs.<sup>4</sup> This robustness leads to a general characterization of how derivative prices jointly incorporate distributional information and, in turn, new empirical measures and implications for cross-market information spillover—e.g., between options at different strikes.

Because price discovery takes place jointly across all markets, the information efficiency of all contingent claim prices is summarized in a single measure. We show that the information efficiency of prices depends neither on the possible payoff distributions nor the amount of noise trading taking place across markets. This result points to a basic property of complete markets that has gone unnoticed—the extent to which private information is impounded into prices in a complete market is *invariant* with respect to the nature of information.<sup>5</sup>

---

<sup>2</sup>Previous theory literature extending Kyle (1985) include Caballe and Krishnan (1994), Foster and Viswanathan (1996), Back et al. (2000), Rochet and Vila (1994), and Collin-Dufresne and Fos (2016). Caballe and Krishnan (1994), Foster and Viswanathan (1996), and Back et al. (2000) consider settings where multiple insiders have differential private information about the payoffs of a finite set of assets. Rochet and Vila (1994) relaxes the normality assumption of Kyle (1985) on asset payoff. Collin-Dufresne and Fos (2016) allows noise trading intensity to be a stochastic process. None considers derivatives or private information beyond the (expected) asset payoff.

<sup>3</sup>In contrast to the single asset setting, the information spillover across markets endogenizes the variance-covariance matrix of asset payoffs.

<sup>4</sup>See, for example, Caballe and Krishnan (1994), which restricts to normally distributed payoffs and finitely many assets.

<sup>5</sup>See Remark 7.10.

Our chosen setting models the future states as a continuum (as in standard derivative/asset pricing models). The continuous-space modeling choice is made in the same spirit as the continuous-time choice for dynamic models. Subject to appropriate methodology, it facilitates formal arguments leading to a simple equilibrium characterized by *one* endogenous constant. In the options formulation, this setting means there are options at all possible strikes. Actual option strike grids are discretizations of this stylized setting (with the grids becoming finer as option markets become more complete). Indeed, certain widely traded synthetic derivatives are constructed using options by discretizing the same Breeden-Litzenberger formula we use.<sup>6</sup> Moreover, the strategies for trading on higher moments prescribed by the informed demand formula can be implemented using finitely many options.

Our general framework coalesces several strands of empirical literature and yields new empirical hypotheses. They provide avenues for future research. We list these below.

The empirical literature has documented that options trades and prices contain information beyond the underlying asset’s expected payoff—see, for example, Cao et al. (2005), Pan and Poteshman (2006), Ni et al. (2008), Goyal and Saretto (2009), Roll et al. (2009), and Augustin et al. (2019).<sup>7</sup> On the other hand, existing theoretical literature on informed option trading primarily compares certain market aspects with and without an option while restricting information asymmetry to an asset’s ex-post liquidation value—see, for example, Back (1993), Biais and Hillion (1994), Easley et al. (1998), and Collin-Dufresne et al. (2021).<sup>8</sup> None considers informed trading in more than one option or the information content of options trades and prices beyond the expected payoff. This paper bridges the gap between the theoretical and empirical literatures on informed option trading.<sup>9</sup>

Our theory has empirical implications for options price discovery and the cross-section of option returns.<sup>10</sup> For options price discovery with respect to higher moments, our theory posits that adverse selection with respect to higher moments is estimated empirically by the cross price impact regression

---

<sup>6</sup>See, for example, the VIX ([https://www.cboe.com/tradable\\_products/vix/](https://www.cboe.com/tradable_products/vix/)).

<sup>7</sup>Pan and Poteshman (2006) and Ni et al. (2008) show that option trading volume contains information on future stock returns and volatility. Goyal and Saretto (2009) show that mispricing in the second moment can be traded on using the straddle. Roll et al. (2009) find that option-to-stock volume is closely related to firm value and positively associated with absolute returns of post-earnings announcements. Cao et al. (2005) and Augustin et al. (2019) document abnormal option trading volume and predictability of options order flow around specific corporate events.

<sup>8</sup>Back (1993) shows that information asymmetry can lead to market incompleteness by introducing one option in a continuous-time setting. Biais and Hillion (1994) consider the implication of introducing an option when liquidity trades are endogenous. Easley et al. (1998) consider informed option trading when the asset payoff has two possible realizations. Collin-Dufresne et al. (2021) study information flow from stock market to option markets when informed trading occurs only in the stock market.

<sup>9</sup>There is also a strand of theory literature on non-strategic informed trading—see Admati (1985), Malamud (2015), and Chabakauri et al. (2022). The basic difference with our setting is the same as that between the Grossman and Stiglitz (1980) and Kyle (1985) settings. Non-strategic models cannot explain the derivative strategies used in practice. In addition, Admati (1985) and Chabakauri et al. (2022) both impose parametric assumptions on the payoff distributions. Malamud (2015) is the first to model (non-strategic) informed trading of a continuum of assets and relies on properties that are intrinsic to the continuum and not robust with respect to discretization. In contrast, while we model many assets as a continuum for technical convenience, the economic intuition we bring out is robust to this modeling choice.

<sup>10</sup>See Section 8.1.

between the options prescribed for trading on those moments. Adverse selection with respect to the (expected) asset payoff is customarily estimated by the within-market price impact regression, which estimates Kyle’s  $\lambda$ .<sup>11</sup> On the other hand, the intuition of cross-market information effect has yet to be operationalized econometrically in the existing literature. We show that ignoring cross-market price impact means ignoring higher-moment information. This is a testable restriction, the rejection of which implies biased within-market estimates. Mapping price impact to the bid-ask spread as in Back and Baruch (2004), this simultaneity bias may help explain the puzzle of large option bid-ask spreads—the spreads reflect the price impact across a large number of options that are all traded simultaneously.<sup>12</sup>

Therefore, our results articulate the cross price impact as the generalization of within-market price impact to higher moments. Higher-moment information is incorporated into option prices through the cross price impact between the options prescribed for trading on those moments. This leads to new empirical hypotheses regarding the higher-moment predictability of the underlying payoff. For example, a high cross price impact between the put-call option pair (known as a “straddle”) for trading on higher volatility means that the (future) volatility of the underlying payoff is currently underpriced. In turn, this should predict an increase in the volatility of the underlying payoff.

The cross-section of option returns remains a puzzle.<sup>13</sup> Our theory suggests candidate systematic factors of option returns that reflect higher-moment (more generally, beyond-expected-payoff) price discovery across option markets. For example, suppose options price discovery takes place with respect to certain higher moments. In that case, the returns of the prescribed option strategies for trading on those moments should help explain the cross-sectional variation of option returns.

Large classes of option pricing and financial econometric models aim to capture the “volatility smile.” This well-known empirical regularity of the Black-Scholes implied volatilities points to the misspecification of the Black-Scholes model. The stochastic volatility models (of Heston (1993)-type) are estimated and assessed by relating option prices to the model parameters via the volatility smile.<sup>14</sup> The same approach drives the development of local volatility models (of Dupire (1994)-type).<sup>15</sup> Despite being the focus of these important reduced-form modeling approaches, a rigorous theory has yet to be put forth to explain how the volatility smile arises. In our framework, the equilibrium implied volatilities form an *insider smile* as volatility information becomes incorporated into option prices.

---

<sup>11</sup>See, for example, the price impact regressions employed in Glosten and Harris (1988), Lin et al. (1995), Huang and Stoll (1997), Goyenko et al. (2009), Hendershott et al. (2011), and Makarov and Schoar (2020).

<sup>12</sup>For the puzzle of large option spreads, see, e.g., Muravyev and Pearson (2020), which found that, on average, equity option effective spread is 2.2% of option value.

<sup>13</sup>See, for example, Bali and Murray (2013), Cao and Han (2013), Christoffersen et al. (2018), and Zhan et al. (2022).

<sup>14</sup>For calibration of stochastic volatility models by the volatility smile, see, for example, Bates (1996), Duffie et al. (2000), and Britten-Jones and Neuberger (2000). For estimation and model selection using option prices, see Bates (2000), Aït-Sahalia and Kimmel (2007), Christoffersen et al. (2010), and Aït-Sahalia et al. (2021).

<sup>15</sup>See Berestycki et al. (2002) and Carr and Cousot (2012).

Therefore, this indication of the misspecification of the Black-Scholes model arises through the price discovery mechanism that is absent in the model—it is a representation of the volatility information contained in option cross price impact. This explanation complements the ongoing research efforts to recover the volatility smile using reduced-form models.

The rest of the paper is organized as follows. Section 2 demonstrates the basic intuition of our results in a simplified setting. Section 3 sets out the general model. Section 4 analyzes the market maker’s inference for setting the pricing kernel. Section 5 analyzes the informed trader’s portfolio choice. Section 6 establishes equilibrium. Section 7 characterizes contingent claims price discovery—the informed demand, price impact, and information efficiency of prices. Section 8 discusses empirical implications and the case of risk-averse agents. Section 9 concludes. The Appendix contains proofs.

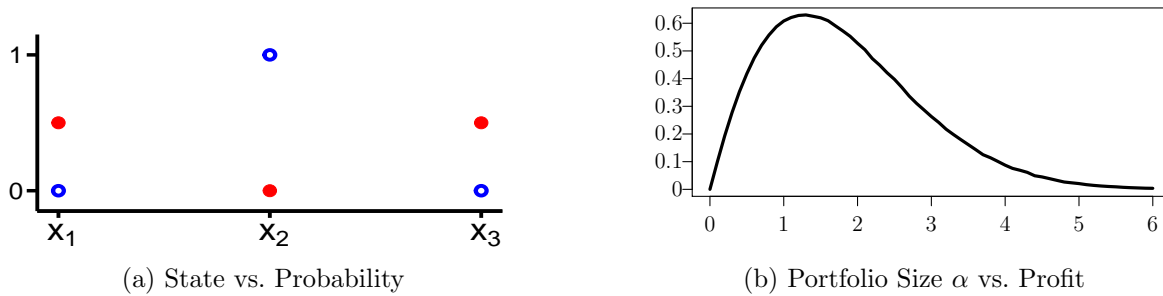


Figure 1: **Simplified Setting**

Figure 1a:  $x$ -axis - states,  $y$ -axis - probability, solid dots  $\bullet$  - signal  $s_1$  (high vol), hollow dots  $\circ$  - signal  $s_2$  (low vol).

Figure 1b:  $x$ -axis - insider portfolio size  $\alpha$ ,  $y$ -axis - insider expected profit.

## 2 Basic Intuition

We first consider a simple setting that encapsulates the basic intuition of our results. We will develop the robustness of the intuition demonstrated here (and address the attendant methodological challenges) in the general model.

There are two risk-neutral agents—the insider and the market maker. At  $t = 0$ , the agents know there are three possible  $t = 1$  states of the world,  $x_i$ ,  $i = 1, 2, 3$ , and trade the corresponding Arrow-Debreu (AD) securities.

One of two possible signals can realize at  $t = 0$ ,  $s_1$  or  $s_2$ . Conditional on signal  $s_1$ , the probability distribution over  $t = 1$  states is  $(\frac{1}{2}, 0, \frac{1}{2})$ . Conditional on  $s_2$ , the distribution is  $(0, 1, 0)$ .<sup>16</sup> See Figure 1a. Only the insider observes the signal. The market maker has uniform prior  $\pi_0$  on signals.

After observing his private signal, the insider submits his demand (market orders) for AD securities to maximize his expected utility of  $t = 1$  consumption. There are also noise traders who trade for

<sup>16</sup>In the general model, there is no assumption on the distributions.

exogenous (e.g., liquidity) reasons in the AD markets. The market maker is the (competitive) liquidity provider. He receives the combined order flow  $\omega$  of the insider and noise traders across markets, updates his prior  $\pi_0$ , and executes the orders at his zero-profit prices  $P_i$ ,  $i = 1, 2, 3$ .<sup>17</sup> Equivalently, if the market maker has posterior  $\pi_1(\omega) = (\pi_1(s_1, \omega), \pi_1(s_2, \omega))$  on signals, the AD prices are his expected payoffs of the securities conditional on  $\omega$ , which are given by

$$(P_1, P_2, P_3) = (\frac{1}{2}\pi_1(s_1, \omega), \pi_1(s_2, \omega), \frac{1}{2}\pi_1(s_1, \omega)).$$

An intuitive trading strategy for the insider conditional on observing  $s_1$  is to buy securities 1 and 3 and sell security 2 for an equal  $\alpha$  shares each. In other words, conditional on  $s_1$ , he buys the high-payoff assets and sells the low-payoff asset.<sup>18</sup> Let  $\varepsilon_i \stackrel{i.i.d.}{\sim} \mathcal{N}(0, 1)$  be the noise trades for security  $i$ ,  $i = 1, 2, 3$ . Then, conditional on the insider observing  $s_1$ , the order flow received by the market maker across markets is  $\omega = (\omega_1, \omega_2, \omega_3)$  where

$$\omega_1 = \alpha + \varepsilon_1, \omega_2 = -\alpha + \varepsilon_2, \omega_3 = \alpha + \varepsilon_3.$$

Similarly, suppose conditional on  $s_2$  the insider buys security 2 and sells securities 1 and 3 for  $\alpha$  shares each.

**Market Maker Inference** After receiving order flow  $\omega$ , the market maker's posterior likelihood ratio is

$$\frac{\pi_1(s_1, \omega)}{\pi_1(s_2, \omega)} = \frac{e^{\alpha\omega_1 - \frac{1}{2}\alpha^2 - \alpha\omega_2 - \frac{1}{2}\alpha^2 + \alpha\omega_3 - \frac{1}{2}\alpha^2}}{e^{-\alpha\omega_1 - \frac{1}{2}\alpha^2 + \alpha\omega_2 - \frac{1}{2}\alpha^2 - \alpha\omega_3 - \frac{1}{2}\alpha^2}}. \quad (1)$$

Therefore, his zero-profit AD prices are

$$(P_1, P_2, P_3) = (\frac{\frac{1}{2}e^{\alpha\Delta}}{e^{\alpha\Delta} + 1}, \frac{1}{e^{\alpha\Delta} + 1}, \frac{\frac{1}{2}e^{\alpha\Delta}}{e^{\alpha\Delta} + 1}), \quad \text{where } \Delta(\omega) = 2(\omega_1 + \omega_3 - \omega_2). \quad (2)$$

The market maker sets his prices by considering the demand  $\Delta(\omega)$  for securities 1 and 3 in excess to that for security 2. If  $\Delta(\omega)$  is high, he infers that the insider's private signal is likely  $s_1$  and, in turn, raises  $P_1$  and  $P_3$  and lowers  $P_2$ , and vice versa. In other words, *there is cross price impact, and it is determined by the covariances of security payoffs*. The payoff covariance of securities 1 and 3 is  $\frac{1}{8}$ . Hence their cross price impact is positive. For the other two security pairs, the pairwise payoff covariance is  $-\frac{1}{8}$ , which leads to negative cross price impact. This is very intuitive. For any two securities  $i$  and  $j$ , the covariance of their payoffs determines the covariation of the informed demand for  $i$  and  $j$ , which then determines the informativeness of security  $i$  order flow regarding security  $j$  payoff,

---

<sup>17</sup>The numeraire is the consumption good.

<sup>18</sup>There are no leverage or short-selling constraints.

and therefore their cross price impact. This intuition carries through identically to the general setting (see Section 7.2).

**Insider Portfolio Choice** The insider (conditional on, say,  $s_1$ ) scales his buy-sell (long-short) portfolio by  $\alpha$  to maximize his expected profit

$$\max_{\alpha \geq 0} E[\alpha (\frac{1}{2} + \frac{1}{2} - P_1 + P_2 - P_3)].$$

Figure 1b shows the insider's expected profit as  $\alpha$  varies. If  $\alpha = 0$ , the insider's profit is zero, and the AD prices are  $(\frac{1}{4}, \frac{1}{2}, \frac{1}{4})$ . In other words, if the insider's demand is zero across all markets, order flow contains no information, so there is no updating by the market maker. If  $\alpha \rightarrow \infty$ , the market maker's posterior probability of  $s_1$  approaches one. Therefore the AD prices approach the true distribution  $(\frac{1}{2}, 0, \frac{1}{2})$ , and the insider's profit approaches zero. In other words, if the insider scales up his demand without bound, eventually he reveals his private signal. In choosing the optimal portfolio size  $\alpha^*$ , the insider's (constant) marginal payoff is that from buying the true distribution  $(\frac{1}{2}, 0, \frac{1}{2})$ . His (increasing) marginal cost consists of, first, that incurred at current prices  $P_1 - P_2 + P_3$  conditional on no price impact and, second, that due to price impact—within-market and cross-market— $\alpha \frac{d}{d\alpha}(P_1 - P_2 + P_3)$ .<sup>19,20,21</sup>

**Information Role of Derivatives** We have a simple corroboration of the basic economic logic motivating this paper. Indeed, suppose not all three AD securities are traded. This would reduce both the insider's welfare and the information efficiency of prices (the latter is characterized by the market maker's posterior probability of the true signal). A more complete derivatives market improves the

---

<sup>19</sup>**Noise Trades Correlation** Allowing correlated noise trades (while holding their intensity constant) would have no effect on price impact. For example, suppose the correlation of noise trades for a pair of assets has the opposite sign as their payoff correlation. In that case, the insider would follow the same trading strategy but scale up his portfolio to capture the additional loss incurred by the noise traders who are trading against the payoffs. The market maker would shift his supply schedules accordingly but the price impact on the margin would remain the same. This is similar to allowing biased noise trades in the single asset setting. The *covariance* of noise trades accounts for their *intensity*, in addition to the degree of their comovement. The noise intensity effect is a separate effect.

<sup>20</sup>**Noise Trading Intensity** Suppose  $\epsilon_i \stackrel{d}{\sim} \mathcal{N}(0, \sigma_i^2)$ ,  $i = 1, 2, 3$ . Then  $\Delta(\omega)$  becomes

$$\Delta(\omega) = 2(\frac{\omega_1}{\sigma_1^2} + \frac{\omega_3}{\sigma_3^2} - \frac{\omega_2}{\sigma_2^2}).$$

Therefore, as expected, higher noise trading intensity means lower price impact, both within-market and cross-market.

<sup>21</sup>**General Prior** If the market maker has general prior  $(\pi_0(s_1), \pi_0(s_2))$ , the posterior likelihood ratio (1) becomes

$$\frac{\pi_1(s_1, \omega) \pi_0(s_1)}{\pi_1(s_2, \omega) \pi_0(s_2)} = \frac{e^{\alpha \omega_1 - \frac{1}{2} \alpha^2 - \alpha \omega_2 - \frac{1}{2} \alpha^2 + \alpha \omega_3 - \frac{1}{2} \alpha^2} \pi_0(s_1)}{e^{-\alpha \omega_1 - \frac{1}{2} \alpha^2 + \alpha \omega_2 - \frac{1}{2} \alpha^2 - \alpha \omega_3 - \frac{1}{2} \alpha^2} \pi_0(s_2)}.$$

The comparative statics for the prior follows, and it is intuitive. For example, a higher  $\pi_0(s_1)$  leads to higher cross price impact between securities 1 and 3. This is because a higher  $\pi_0(s_1)$  leads the market maker to place more emphasis on the information inferred from the comovement of the orders for securities 1 and 3.



informed agents' welfare by allowing their trades—in turn, the prices—to better reflect their distributional information. Since informed agents optimally choose to trade derivatives, their information is impounded into derivative prices.

**“Straddle”** Suppose the states  $x_1 < x_2 < x_3$  are the possible  $t = 1$  prices of an underlying asset whose  $t = 0$  price is  $x_2$ . Then  $s_1$  (resp.  $s_2$ ) is the “high volatility” (resp. “low volatility”) signal. The signal  $s_1$  reveals that there will be movement in the asset price but not its direction, while  $s_2$  reveals that there will be no movement in the asset price. AD security 1 (resp. security 3) is analogous to a put (resp. call) option that pays off when the asset price is low (resp. high). Therefore, to trade on the high volatility signal  $s_1$ , the insider buys a “put-call” pair—a “straddle.” The (actual) straddle is a standard option strategy for trading on high volatility (see Hull (2005)) and is also well-used in the empirical literature.<sup>22</sup> It and other practiced option strategies will be rationalized as equilibrium strategies in the general setting (see Section 7.1).

**Higher-Moment Information** In the simplified setting here, the cross price impact between the “put-call” pair in the straddle is higher conditional on the high volatility signal—because the informed demand for the put-call pair amplifies their cross-market price discovery, therefore the comovement of their prices. This means information regarding (future) volatility can be backed out from the cross price impact between the put-call pair in the straddle. This statement, with actual options and systematically generalized to higher moments, will be an empirical hypothesis arising from the general setting (see Section 8.1). The same intuition also provides an explanation of the volatility smile—it arises through the cross-strike price discovery of volatility (see Section 8.2).

### 3 General Model

As in Section 2, there are two risk-neutral agents—the insider and the market maker. There is a risk-free asset in perfectly elastic supply at risk-free rate zero. At  $t = 0$ , the insider observes a signal  $s$  which informs him of the probability distribution over possible  $t = 1$  states of the world. The market maker has a Bayesian prior over the possible signals. At  $t = 0$ , there is a complete market of AD securities for possible  $t = 1$  states.

After observing his private signal at  $t = 0$ , the insider submits his demand for AD securities to maximize his expected utility of  $t = 1$  consumption. The market maker receives the combined order flow of the insider and noise traders across AD markets and executes the orders at his zero-profit prices.

---

<sup>22</sup>See Coval and Shumway (2001), Pan and Poteshman (2006), Ni et al. (2008), Driessen et al. (2009), and Goyal and Saretto (2009).

The possible signals lie in a Borel probability space  $(S, \pi_0)$  where the probability measure  $\pi_0(ds)$  is the market maker's prior. The set of possible  $t = 1$  states is indexed by an interval  $[\underline{x}, \bar{x}]$  (which can be unbounded). The probability distribution over possible  $t = 1$  states conditional on a signal  $s \in S$  is therefore specified by a density  $\eta(\cdot, s): [\underline{x}, \bar{x}] \rightarrow \mathbb{R}$ . After observing  $s$ , the insider chooses a portfolio  $W(\cdot, s): [\underline{x}, \bar{x}] \rightarrow \mathbb{R}$  where  $W(x, s)$  is the insider's order for state  $x$  security.

Noise trader orders are assumed to be normally distributed with mean zero in each market and uncorrelated across markets. Over the interval  $[\underline{x}, \bar{x}]$ , this means the noise trader orders  $dN_x$  across an (infinitesimal) increment of states  $[x, x + dx]$  follow  $dN_x = \sigma(x)dB_x$  where  $(B_x)$  is a standard Brownian motion over states, and  $\sigma(x)$  is the noise trading intensity at state  $x$  market. This is analogous to assuming the cumulative noise trades follow a Brownian motion over time in a dynamic setting.<sup>23</sup>

If the insider submits orders  $W(\cdot, s)$  after observing signal  $s$ , the cumulative combined order flow received by the market maker is therefore a sample path  $\omega$  of the Itô process  $(Y_x)$  over states specified by

$$\underbrace{dY_x}_{\text{combined order over } [x, x+dx]} = \underbrace{W(x, s)dx}_{\text{insider order over } [x, x+dx]} + \underbrace{dN_x}_{\text{noise order over } [x, x+dx]} = W(x, s)dx + \sigma(x)dB_x. \quad (3)$$

This means the market maker receives the combined insider and noise trader orders for each AD market  $x \in [\underline{x}, \bar{x}]$ .<sup>24</sup>

The market maker has a belief  $\widetilde{W}(\cdot, \cdot): [\underline{x}, \bar{x}] \times S \rightarrow \mathbb{R}$  regarding the insider's trading strategy. After receiving order flow  $\omega$ , the market maker updates his prior  $\pi_0(ds)$  based on his belief  $\widetilde{W}$  to the posterior  $\pi_1(ds, \omega; \widetilde{W})$  regarding the insider's signal. His zero-profit prices for the AD securities are their expected payoffs conditional on  $\omega$  (per his belief),

$$P(x, \omega; \widetilde{W}) = \int_S \eta(x, s) \pi_1(ds, \omega; \widetilde{W}), \quad x \in [\underline{x}, \bar{x}].$$

Conditional on observing  $s$  and given market maker belief  $\widetilde{W}(\cdot, \cdot)$ , the insider's AD portfolio choice problem is

$$\max_{W(\cdot)} \mathbf{E}^{\mathbf{P}^W} \left[ \int_{\underline{x}}^{\bar{x}} (\eta(x, s) - P(x, \omega; \widetilde{W})) \cdot W(x) dx \right] \quad (4)$$

where the expectation  $\mathbf{E}^{\mathbf{P}^W}[\cdot]$  is taken over the sample paths (order flow)  $\omega$  of the Itô process (3) under its probability law  $\mathbb{P}_W$  induced by insider portfolio choice  $W(\cdot)$ .<sup>25</sup>

In equilibrium, the optimal trading strategy of the insider, given the market maker's pricing kernel  $P(\cdot, \cdot; W^*)$  based on the latter's belief  $W^*(\cdot, \cdot)$ , coincides with  $W^*(\cdot, \cdot)$ . In other words, conditional

<sup>23</sup>See, for example, Back (1993).

<sup>24</sup>See  $\Delta Y_i$  of Equation (F.1) in footnote 25 for the discrete analog of the local order flow  $dY_x$ .

<sup>25</sup>**Modeling Choice** The set of states is indexed by a continuum to facilitate general formal arguments. The economic intuition we bring out throughout is robust to this choice of formalism and directly generalizes that demonstrated in Section 2. Indeed, the economically identical model with discrete states  $(x_i)$  is just the general version of the model in

on observing each  $s \in S$ , the insider's optimal portfolio is  $W^*(\cdot, s)$ , thereby confirming the market maker's belief. (See Definition 2 for the formal statement.)

**Remark 3.1.** *An inspection of the model shows that, fundamentally, it is a general many-asset model of strategic informed trading. While we will mainly interpret the assets as AD securities, all our results hold independent of any interpretation one may wish to adopt for the assets in the model.*

## Single Asset Case (Kyle (1985))

Let the signal  $s \in S$  be the value (equivalently, expected payoff) of a single asset—i.e., collapse  $[\underline{x}, \bar{x}]$  to a singleton and, therefore, each  $\eta(\cdot, s)$  to  $s$ . A trading strategy of the insider is then a map  $W: S \rightarrow \mathbb{R}$  where he submits a market order  $W(s)$  for the asset after observing  $s$ . If the insider submits order  $W$ , the market maker receives the combined order  $\omega = W + \varepsilon$  where  $\varepsilon$  is noise trader order.

The market maker has a belief  $\widetilde{W}: S \rightarrow \mathbb{R}$  regarding the insider's strategy and, based on this belief, forms his posterior  $\pi_1(ds, \omega; \widetilde{W})$  regarding the asset value conditional on  $\omega$ . His zero-profit price for the asset is his posterior mean

$$P(\omega; \widetilde{W}) = \int_S s \cdot \pi_1(ds, \omega; \widetilde{W}).$$

For the insider, conditional on observing  $s$  and given market maker belief  $\widetilde{W}(\cdot)$ , he maximizes expected profit

$$\max_W \mathbb{E}^{\mathbb{P}_W}[(s - P(\omega; \widetilde{W})) \cdot W]$$

where the expectation  $\mathbb{E}^{\mathbb{P}_W}[\cdot]$  is taken over order flow  $\omega$  with respect to its distribution  $\mathbb{P}_W$  induced by his order  $W$ . This is the (static) Kyle (1985) setting.

An equilibrium is a trading strategy  $W^*(\cdot)$  such that

$$W^*(s) \in \operatorname{argmax}_W \mathbb{E}^{\mathbb{P}_W}[(s - P(\omega; W^*)) \cdot W], \forall s. \quad (5)$$

This is Definition 1 of Kyle (1985) (a special case of our Definition 2 when there are no derivative markets).<sup>26</sup>

---

Section 2: The market maker observes the cumulative combined order flow  $(Y_i)$ ,

$$Y_0 = 0, Y_i = \sum_{j \leq i} W(x_j, s) + \varepsilon_j, i = 1, 2, \dots,$$

where  $W(x_j, s)$  and  $\varepsilon_j \stackrel{d}{\sim} \mathcal{N}(0, \sigma_j^2)$  are the insider and noise orders, respectively, for each  $x_j$ . Equivalently, he observes the first differences  $\Delta Y_i$  (the discrete analog of  $dY_x$  of (3)), i.e., the combined orders for each market

$$\Delta Y_i = W(x_i, s) + \varepsilon_i, i = 1, 2, \dots. \quad (\text{F.1})$$

The insider's problem with discrete states simply replaces the integral in (4) by the corresponding sum.

<sup>26</sup>In Definition 1 of Kyle (1985), his Equation (2.2)— $\tilde{p}(X, P) = E\{\tilde{v}|\tilde{x} + \tilde{u}\}$  where  $\tilde{x} = X(\tilde{v})$ —means that, in his notation, the insider's optimal strategy  $X(\cdot)$  confirms the belief that underlies the market maker's pricing rule  $P(\cdot)$ .

Assume the asset value has a normal prior distribution  $\pi_0(ds) \stackrel{d}{\sim} \mathcal{N}(v_0, \sigma_v^2)$  where  $v_0$  and  $\sigma_v^2$  are its prior mean and variance, respectively, and that noise trades follow  $\varepsilon \stackrel{d}{\sim} \mathcal{N}(0, \sigma_\varepsilon^2)$ . Under this assumption, there exists a linear equilibrium

$$W^*(s) = \beta(s - v_0) \text{ and } P(\omega; W^*) = v_0 + \lambda\omega \quad (6)$$

where

$$\beta = \frac{\sigma_\varepsilon}{\sigma_v} \text{ and (Kyle's lambda) } \lambda = \frac{\sigma_v}{2\sigma_\varepsilon}. \quad (7)$$

This is Theorem 1 of Kyle (1985).

In this single asset setting, the *price impact* is the slope  $\lambda$  of the market maker's inverse supply function  $P(Q) = v_0 + \lambda Q$  specified by (6) and (7). Price impact is proportional to the (noise-adjusted) variation  $\frac{\sigma_v}{\sigma_\varepsilon}$  of the insider's signal. Higher variation of the signal implies higher variation of the informed demand across signals, which makes order flow more informative for the market maker and leads to higher price impact and less informed demand. In other words, the price impact and informed demand are determined by the information intensity of the insider's signal. This intuition will generalize to the many-asset setting (as suggested by the discussion of Section 2).

## Equivalent Options Formulation

Let the states be the possible  $t = 1$  spot prices of an underlying asset. Assume there are  $t = 0$  markets for a complete menu of put and call options maturing at  $t = 1$ . Let  $K_0$  be the market maker's prior expected payoff of the asset (i.e., the  $t = 0$  futures price set by the market maker),  $K_0 = \int_s \int_{\bar{x}} x \eta(x, s) dx \pi_0(ds)$ . By the replication formula of Breeden and Litzenberger (1978)

$$W(x, s) = W(K_0, s) + W'(K_0, s)(x - K_0) + \int_{\bar{x}}^{K_0} W''(K, s)(x - K)_- dK + \int_{K_0}^{\bar{x}} W''(K, s)(x - K)_+ dK, \quad (8)$$

a portfolio  $W(\cdot, s)$  of AD securities is equivalent to a portfolio of  $W(K_0, s)$  shares in the risk-free asset,  $W'(K_0, s)$  in futures, and  $W''(K, s)$  in out-of-the-money put (resp. call) options at strikes  $K < K_0$  (resp.  $K > K_0$ ).

After learning the payoff distribution of the underlying asset from his private signal  $s$ , the insider submits futures and option orders. Noise trades  $\varepsilon_f$  for futures follows  $\varepsilon_f \stackrel{d}{\sim} \mathcal{N}(0, \sigma_f^2)$  where  $\sigma_f$  is the futures noise trading intensity. If the insider submits futures order  $W'(K_0, s)$ , the futures order flow received by the market maker is  $\omega_f = W'(K_0, s) + \varepsilon_f$ . Option noise trades across an increment  $[K, K + dK]$  of strikes follow a Brownian increment  $\sigma(K)dB_K$  where  $\sigma(K)$  is the noise trading intensity at strike  $K$ . If the insider submits put and call option orders ( $W''(K, s)$ ), the option order flow received by the market maker is a sample path of the stochastic process  $(Y_K)$  over strikes specified by  $dY_K =$

$W''(K, s)dK + \sigma(K)dB_K$ . The market maker provides liquidity for options across all strikes, as consistent with current development in option markets.<sup>27</sup>

The rest of the model proceeds along the same lines as the AD formulation. Conversely, the results obtained in the AD formulation can be translated to futures and options (more generally, derivatives).

**Options in Kyle (1985)** In the options formulation, the discussion in relation to the single asset case translates as follows.

**Proposition 3.2.**

*(i) If the possible payoff distributions differ only in the expected values, and there are no option markets, then our model specializes to the Kyle (1985) single asset model where only futures is traded.*

*(ii) Conversely, if the expected payoff is the same across the possible payoff distributions, then the futures market is redundant—i.e., trading on information beyond the expected payoff requires options.*

Proposition 3.2(i) holds only if there are no option markets. If the insider in Kyle (1985) is allowed to trade options, his demand for options would be non-zero. Options are not redundant even when private information only concerns the expected payoff because options allow the insider to optimally reduce his demands at low probability strikes (see Example 7.1).

Therefore, while certain parallels can be drawn with the single asset setting, our general setting also makes clear the former’s incompleteness. In general, the nonlinearity of distributional information means that the optimal portfolio is also nonlinear, i.e., requires derivatives. The absence of derivative markets restricts the insider to sub-optimal linear demands and reduces his welfare.

## Methodology

We allow arbitrary specification of possible payoff distributions—there is no restriction on  $\eta(\cdot, \cdot)$ , which makes the Bayesian trading game infinite-dimensional. Nevertheless, we will show that this general model is also very tractable and admits a simple closed-form equilibrium characterized by one endogenous constant.

This tractability hinges on the observation that the variations of the differential payoffs  $\eta(x, s)$  across state  $x$  and signal  $s$  can be normalized in deriving equilibrium. Its intuition is as follows. The market maker infers information by projecting order flow onto his belief, and his sufficient statistic consists of the projection coefficients. In equilibrium, his sufficient statistic must summarize the variations of  $\eta(x, s)$  across  $x$  and  $s$ . Therefore, the (dimension-reducing) sufficient statistic can be used to normalize these variations in deriving equilibrium. After this normalization, the only remaining

---

<sup>27</sup>For example, the market making firm Citadel Securities makes markets in 1.3 million options (see <https://www.citadelsecurities.com/what-we-do/options/>).

exogenous variation is the dispersion of the market maker’s prior belief over signals. We formalize this intuition using the following methodology.

- (i) In the market maker’s infinite-dimensional Bayesian inference problem, his data  $\omega$  (order flow) is generated by a family of Itô processes (3) parameterized by their drifts (the informed demand  $\widetilde{W}(\cdot, s)$  conditional on each  $s$  per his belief). His posterior conditional on his data  $\omega$  is, by definition, an  $\omega$ -by- $\omega$  object that requires summing (integrating) local order flows across markets—as can already be seen from Equation (1). The classical Itô integral is inadequate for formulating such an object. We will introduce a suitable  $\omega$ -by- $\omega$  stochastic integral to formulate the market maker’s inference problem and his sufficient statistic.<sup>28</sup>
- (ii) The insider optimizes over the infinite-dimensional opportunity set of all contingent claim portfolios. His first-order condition—in particular, the price impact of his trades across markets—must therefore be expressed in terms of functional derivatives.
- (iii) Appropriate formulations of (i) and (ii) will make clear, via a no-arbitrage argument, that the infinite-dimensional trading game is isomorphic to a finite-dimensional game which is *canonical*—in the sense of being independent of  $\eta(\cdot, \cdot)$ —after the appropriate normalization. This reduction will bring out the equilibrium that broadens the intuition discussed in Section 2 and is characterized by an endogenous constant that encodes the dispersion of the market maker’s prior belief.

## 4 The Market Maker’s Inference

By the intuition discussed in Section 2, the market maker infers information from order flow not only within-market but also cross-market. We now make this precise in the general setting.

### 4.1 Bayes’ Rule

The market maker’s posterior generalizes Equation (1) from Section 2. Formally, the sample space in the market maker’s Bayesian inference problem is the (infinite-dimensional) space  $\Omega = C([\underline{x}, \bar{x}], \mathbb{R})$  of continuous functions on  $[\underline{x}, \bar{x}]$ . Per his belief  $\widetilde{W}(\cdot, \cdot)$  regarding the insider’s trading strategy, conditional on each signal  $s$  the order flow the market maker receives is a sample path  $\omega \in \Omega$  of the Itô process

$$dY_x = \widetilde{W}(x, s)dx + \sigma(x)dB_x. \quad (9)$$

---

<sup>28</sup>The technical tools used to construct the  $\omega$ -by- $\omega$  stochastic integral are adapted from rough paths theory—see Lyons et al. (2007) and Friz and Hairer (2020).

The market maker applies Bayes' Rule,

$$\text{posterior probability} \propto \text{conditional likelihood of data} \times \text{prior probability of parameter}. \quad (10)$$

His unknown parameter is the informed demand  $\widetilde{W}(\cdot, s)$  per his belief, and it has prior probability  $\pi_0(ds)$ . His data is order flow  $\omega$ . To express the conditional likelihood of his data, let  $\mathbb{P}_{\widetilde{W}(\cdot, s)}$  and  $\mathbb{P}_0$  be the probability measures that specify the stochastic processes  $(Y_x)$  of (9) and  $(\sigma(x)B_x)$ , respectively, on the sample space  $\Omega$ .

$\mathbb{P}_{\widetilde{W}(\cdot, s)}$  specifies the likelihood of order flow  $\omega$  when insider order is  $\widetilde{W}(\cdot, s)$ , and the reference measure  $\mathbb{P}_0$  specifies the likelihood of  $\omega$  when insider order is zero across markets. Therefore, the conditional likelihood of  $\omega$  is their likelihood ratio. This is given by the standard Girsanov's Theorem—the likelihood ratio (Radon-Nikodym derivative) of  $\mathbb{P}_{\widetilde{W}(\cdot, s)}$  with respect to  $\mathbb{P}_0$  is<sup>29</sup>

$$\frac{d\mathbb{P}_{\widetilde{W}(\cdot, s)}}{d\mathbb{P}_0} = e^{\int_{\bar{x}} \frac{\widetilde{W}(x, s)}{\sigma(x)} dB_x - \frac{1}{2} \int_{\bar{x}} \frac{\widetilde{W}(x, s)^2}{\sigma^2(x)} dx}. \quad (11)$$

Substituting into Bayes' Rule (10), the market maker's posterior over  $s \in S$  conditional on  $\omega$  is

$$\frac{d\mathbb{P}_{\widetilde{W}(\cdot, s)}}{d\mathbb{P}_0} \cdot \pi_0(ds) \Big/ C(\omega; \widetilde{W}) = \underbrace{e^{\int_{\bar{x}} \frac{\widetilde{W}(x, s)}{\sigma(x)} dB_x - \frac{1}{2} \int_{\bar{x}} \frac{\widetilde{W}(x, s)^2}{\sigma^2(x)} dx}}_{\text{conditional likelihood of data}} \cdot \underbrace{\pi_0(ds)}_{\text{prior}} \Big/ C(\omega; \widetilde{W}) \quad (12)$$

where  $C(\omega; \widetilde{W})$  is the normalizing random variable so (12) integrates to one over  $S$ .

## 4.2 The Posterior and Pricing Kernel

The derivation of Section 4.1 is heuristic. The candidate expression (12) for the market maker's posterior—which is supposed to condition on  $\omega$ —has no meaning for any given  $\omega$ . This is a limitation of the classical Itô integral  $\int_{\bar{x}} \frac{\widetilde{W}(x, s)}{\sigma(x)} dB_x$ .<sup>30</sup> However, the Bayes' Rule heuristic can be made rigorous by formulating an appropriate  $\omega$ -by- $\omega$   $\int \cdot d\omega_x$  integral instead of the  $\int \cdot dB_x$  integral.

The detailed formulation of this  $\int \cdot d\omega_x$  integral under certain technical assumptions can be found in the Appendix (Assumption A.1 and Lemma A.1). These assumptions impose no material constraints and henceforth will be maintained throughout. Here, it suffices to mention that the insider's order  $W(\cdot, s)$  is assumed to lie in the Hölder space  $C^\delta([x, \bar{x}], \mathbb{R})$  for some  $\delta > \frac{1}{2}$ , which imposes a very weak regularity and no material constraint on the insider's opportunity set.<sup>31</sup>

<sup>29</sup>See Karatzas and Shreve (2012) Section 3.5. This theorem generalizes Equation (1) to Itô processes.

<sup>30</sup>See Karatzas and Shreve (2012) Section 3.2. The Radon-Nikodym derivative (11) does not define an  $\omega$ -by- $\omega$  density.

<sup>31</sup>See the definition of  $C^\delta([x, \bar{x}], \mathbb{R})$  recalled in the Appendix. Assuming  $W$  lie in  $C^\delta([x, \bar{x}], \mathbb{R})$ ,  $\delta > \frac{1}{2}$ , is much weaker than, e.g.,  $W$  being Lipschitz continuous.

**Theorem 4.1.** *With appropriately formulated  $\int \cdot d\omega_x$  integral, the following holds for the market maker's inference.*

(i) *(Market Maker Posterior) Suppose he holds belief  $\widetilde{W}(\cdot, \cdot)$  and receives order flow  $\omega = (\omega_x)$ . Then his posterior on  $S$  is given by*

$$\pi_1(ds, \omega; \widetilde{W}) = e^{\int_{\underline{x}}^{\bar{x}} \frac{\widetilde{W}(x,s)}{\sigma^2(x)} d\omega_x - \frac{1}{2} \int_{\underline{x}}^{\bar{x}} \frac{\widetilde{W}(x,s)^2}{\sigma^2(x)} dx} \cdot \pi_0(ds) \Big/ C(\omega; \widetilde{W}). \quad (13)$$

(ii) *(AD Prices/Pricing Kernel) His zero-profit AD prices are*

$$\underbrace{P(x, \omega; \widetilde{W})}_{\text{state } x \text{ AD price}} = \int_S \eta(x, s) \pi_1(ds, \omega; \widetilde{W}), \quad x \in [\underline{x}, \bar{x}]. \quad (14)$$

## Cross-Market Inference

Theorem 4.1 describes precisely how the market maker infers information from order flow  $\omega$ —by projecting  $\omega$  onto his belief. His posterior probability (13) of each signal  $s$  is determined by the statistic  $\int_{\underline{x}}^{\bar{x}} \frac{\widetilde{W}(x,s)}{\sigma^2(x)} d\omega_x$  of his data  $\omega$ . For each  $s$ , he projects  $\omega$  onto his belief  $\widetilde{W}(\cdot, s)$  regarding the insider's demand conditional on the latter observing  $s$ . If  $\omega$  overlaps significantly with  $\widetilde{W}(\cdot, s)$ —i.e., if  $\int_{\underline{x}}^{\bar{x}} \frac{\widetilde{W}(x,s)}{\sigma^2(x)} d\omega_x$  is high, it reinforces his belief about the order flow he expects to receive conditional on the insider observing  $s$ . This causes him to revise his prior probability for  $s$  upwards, and vice versa.

The market maker adjusts for noise trading intensity in his inference. Higher noise intensity reduces the amount of information he infers from the overlap measures  $(\int_{\underline{x}}^{\bar{x}} \frac{\widetilde{W}(x,s)}{\sigma^2(x)} d\omega_x)_{s \in S}$ . In the limit  $\sigma(\cdot) \rightarrow \infty$ , the measures become the trivial zero statistic, and his posterior (13) reduces to the prior  $\pi_0$ —i.e., there is no information inferred and no updating by the market maker.

When  $[\underline{x}, \bar{x}]$  is collapsed to a singleton, this is exactly the market maker's inference in the single asset setting. If the market maker believes the insider would buy the asset conditional on observing the signal (asset value)  $s$ , a buy order would reinforce this belief and cause him to revise his prior probability of  $s$  upwards—i.e., revise the asset price towards  $s$ .

## 4.3 Sufficient Statistics

### Definition 1.

(i) *For the market maker, the (noise-adjusted) overlap between order flow  $\omega$  and his belief  $\widetilde{W}(\cdot, s)$  regarding the insider's demand conditional on  $s$  is*

$$\mathcal{O}_{mm}(\omega, s; \widetilde{W}) = \int_{\underline{x}}^{\bar{x}} \frac{\widetilde{W}(x, s)}{\sigma^2(x)} d\omega_x. \quad (15)$$



(ii) For the insider, the (noise-adjusted) overlap between a portfolio  $W(\cdot)$  and the market maker's belief  $\widetilde{W}(\cdot, s)$  regarding his demand conditional on  $s$  is

$$\mathcal{O}_{insider}(W, s; \widetilde{W}) = \int_{\underline{x}}^{\bar{x}} \frac{\widetilde{W}(x, s)}{\sigma^2(x)} W(x) dx. \quad (16)$$

We showed in Section 4.2 that  $\mathcal{O}_{mm}(\omega, \cdot; \widetilde{W})$  is the sufficient statistic for the market maker.  $\mathcal{O}_{insider}(W, \cdot; \widetilde{W})$  will play an analogous role for the insider (see Sections 5.2 and 5.3). The difference between the two measures  $\mathcal{O}_{mm}$  and  $\mathcal{O}_{insider}$  is that, while the market maker observes the combined order flow  $\omega$ , the insider knows his own portfolio choice  $W$ .

Through the overlap profile  $\mathcal{O}_{mm}(\omega, \cdot; \widetilde{W})$ , the market maker compares the order flow  $\omega$  with his belief regarding the insider's demand signal-by-signal to infer its information content. Similarly, through  $\mathcal{O}_{insider}(W, \cdot; \widetilde{W})$ , the insider considers how a portfolio  $W$  interacts with the market maker's belief signal-by-signal and, in turn, impacts prices.  $\mathcal{O}_{mm}$  and  $\mathcal{O}_{insider}$  summarize the cross-market dependence between quantities demanded and prices for their respective agents. In equilibrium, the expected value of  $\mathcal{O}_{mm}(\omega, s; \widetilde{W})$  over the distribution of  $\omega$  conditional on  $s$  is  $\mathcal{O}_{insider}(W, s; \widetilde{W})$ .

## 5 The Insider's Portfolio Choice

This section derives two necessary conditions for the insider's optimal portfolio—the first-order condition and the no-arbitrage condition. Under the same maintained assumptions as Theorem 4.1, given the market maker's belief  $\widetilde{W}(\cdot, \cdot)$  regarding his trading strategy, the insider's portfolio choice problem (4) conditional on observing signal  $s \in S$  can now be stated formally<sup>32</sup>

$$\max_{W(\cdot) \in C^\delta([x, \bar{x}], \mathbb{R})} \underbrace{\int_{\underline{x}}^{\bar{x}} W(x) \eta(x, s) dx}_{\text{expected payoff}} - \underbrace{\int_{\underline{x}}^{\bar{x}} W(x) \cdot \bar{P}(x, W; \widetilde{W}) dx}_{\text{expected cost}} \equiv \max_{W(\cdot) \in C^\delta([x, \bar{x}], \mathbb{R})} J(W; \widetilde{W}, s) \quad (17)$$

where  $\bar{P}(\cdot, W; \widetilde{W}) = \mathbb{E}^{\mathbb{P}_W}[P(\cdot, \omega; \widetilde{W})]$  are the expected AD prices under the probability law  $\mathbb{P}_W$  of order flow  $\omega$  induced by insider portfolio  $W$ . The functional  $J(\cdot; \widetilde{W}, s)$  defined in (17) is the insider's expected utility functional conditional on  $s$  and given the market maker's pricing kernel  $P(\cdot, \cdot; \widetilde{W})$ .

Clearly, any portfolio  $W$  with the property that  $\int_{\underline{x}}^{\bar{x}} W(x) \eta(x, s) dx = 0$  for all  $s$  gives the insider zero payoff. In other words, any portfolio that is orthogonal to the possible payoff distributions gives zero payoff. Therefore the insider's opportunity set can be restricted to the linear span of  $\{\eta(\cdot, s)\}_{s \in S}$ . We record this as a proposition for reference.

<sup>32</sup>Under the maintained Assumption A.1, the expected utility in (4) is equal to that in (17) by the Fubini-Tonelli Theorem.

**Proposition 5.1.** *(No Demand Orthogonal to Payoffs) Without loss of generality, the insider's opportunity set can be restricted to (the closure of) the linear span of  $\{\eta(\cdot, s)\}_{s \in S}$ .*

## 5.1 First-Order Condition

As the insider trades to exploit his private information regarding differential payoffs across states, his trades incur a marginal cost by revealing his private information to the market maker. Cross-market inference by the market maker (discussed in Section 4.2) means that this cost operates not only within-market but also cross-market. In general, for any given state, the insider trades off its marginal payoff against its marginal cost consisting of, first, its current price conditional on no price impact, and second, the price impact—across all markets—of marginal demand for the given state. This is a corollary of Theorem 5.2.

**Theorem 5.2.** *(Insider FOC)*

*The insider's expected utility functional  $J(\cdot; \widetilde{W}, s): C^\delta([\underline{x}, \bar{x}], \mathbb{R}) \rightarrow \mathbb{R}$  conditional on signal  $s$  and given market maker pricing kernel  $P(\cdot, \cdot; \widetilde{W})$  is Gâteaux-differentiable. Its marginal utility functional (Gâteaux derivative)  $\partial J(W; \widetilde{W}, s)(\cdot): C^\delta([\underline{x}, \bar{x}], \mathbb{R}) \rightarrow \mathbb{R}$  decomposes into the following sum<sup>33</sup>*

$$\underbrace{\partial J(W; \widetilde{W}, s)(\cdot)}_{\text{marginal utility}} = \underbrace{\partial J_p(W)(\cdot)}_{\text{marginal payoff}} - \underbrace{(\partial J_{AD}(W)(\cdot) + \partial J_K(W)(\cdot))}_{\text{marginal cost}}$$

where, for marginal demand portfolio  $v \in C^\delta([\underline{x}, \bar{x}], \mathbb{R})$ ,

$$\underbrace{\partial J_p(W)(v)}_{\text{marginal payoff of } v} = \int_{\underline{x}}^{\bar{x}} v(x) \eta(x, s) dx, \quad (18)$$

$$\underbrace{\partial J_{AD}(W)(v)}_{\substack{\text{marginal cost of } v \\ \text{(AD term)}}} = \int_{\underline{x}}^{\bar{x}} \bar{P}(x, W; \widetilde{W}) v(x) dx, \quad (19)$$

$$\underbrace{\partial J_K(W)(v)}_{\substack{\text{marginal cost of } v \\ \text{(price impact term)}}} = \int_{\underline{x}}^{\bar{x}} W(x) \mathbb{E}^{\mathbb{P}_W} \left[ \underbrace{\text{Cov}^{\pi_1(ds, \omega; \widetilde{W})} \left( \eta(x, \cdot), \mathcal{O}_{\text{insider}}(v, \cdot; \widetilde{W}) \right)}_{\text{price impact of } v \text{ on } x \text{ conditional on } \omega} \right] dx. \quad (20)$$

Therefore, any optimal portfolio  $W$  must satisfy the **first-order condition**

$$\partial J_p(W)(\cdot) = \partial J_{AD}(W)(\cdot) + \partial J_K(W)(\cdot). \quad (21)$$

$\partial J(W; \widetilde{W}, s)(v)$  is the marginal utility functional  $\partial J(W; \widetilde{W}, s)(\cdot)$  evaluated at  $v$ . It is the insider's

---

<sup>33</sup>We suppress the dependence on  $\widetilde{W}$  and  $s$  in the expressions for the functionals  $\partial J_p$ ,  $\partial J_{AD}$ , and  $\partial J_K$ .

marginal utility obtained from marginal demand portfolio  $v$  while holding portfolio  $W$ , conditional on observing  $s$  and given the pricing kernel  $P(\cdot, \cdot; \widetilde{W})$ .

**Arrow-Debreu and Price Impact Terms** The first-order condition (21) equalizes the marginal payoff functional  $\partial J_p(W)$  with the marginal cost functional  $\partial J_{AD}(W) + \partial J_K(W)$ . The marginal payoff functional  $\partial J_p(W)$  can be identified with the true payoff distribution  $\eta(\cdot, s)$ . That is, conditional on the signal  $s$ , the payoff of marginal demand for a given state, say  $y$ , is its true payoff  $\eta(y, s)$  known privately to the insider. The marginal cost functional consists of the *Arrow-Debreu term*  $\partial J_{AD}(W)$  and the *price impact term*  $\partial J_K(W)$ . The Arrow-Debreu term  $\partial J_{AD}(W)$  can be identified with the current (expected) AD prices  $\overline{P}(\cdot, W; \widetilde{W})$ . That is, the marginal cost of state  $y$  security would be its current price set by the market maker, *if* marginal demand for  $y$  does not cause the market maker to revise his belief. However, in general, marginal demand for  $y$  *will* cause the market maker to revise his belief and impact prices across all markets. This is captured by the price impact functional  $\partial J_K(W)$ .<sup>34</sup>

## 5.2 Cross-Market Price Impact

For a marginal demand portfolio  $v(\cdot)$ , denote its (expected) price impact on state  $x$  by  $(\Lambda v)(x)$ . By the characterization (20) of  $\partial J_K(W)$  in Theorem 5.2,

$$(\Lambda v)(x) = \mathbb{E}^{\mathbb{P}^W} \left[ \underbrace{\mathbf{Cov}^{\pi_1(ds, \omega; \widetilde{W})} \left( \eta(x, \cdot), \mathcal{O}_{insider}(v, \cdot; \widetilde{W}) \right)}_{\text{price impact of } v \text{ on } x \text{ conditional on } \omega} \right].$$

It is the (expected) covariance of two signal-wise profiles under the market maker's posterior  $\pi_1(ds, \omega; \widetilde{W})$ —the payoff  $\eta(x, \cdot)$  of state  $x$  security and the overlap  $\mathcal{O}_{insider}(v, \cdot; \widetilde{W})$ .

The intuition is clear. If a marginal demand portfolio  $v$  interacts with the market maker's belief  $\widetilde{W}$  signal-by-signal to produce an overlap profile  $\mathcal{O}_{insider}(v, \cdot; \widetilde{W})$  that positively correlates with the payoff  $\eta(x, \cdot)$  of a state  $x$ , then  $v$  causes the market maker to raise the state  $x$  price, and vice versa. For example, suppose a state  $x$  has a high payoff conditional on a signal  $s'$  and a low payoff conditional on another signal  $s \neq s'$ . Then upon observing  $s'$  the insider can try to hide his information about the high payoff of  $x$  and influence its price downwards through a marginal demand portfolio  $v$  that reinforces the market maker's belief about the other signal  $s$ .

The cross price impact of  $y$  on  $x$  is the special case where  $v$  consists of marginal demand for  $y$ .

<sup>34</sup>Let us further explain the expression (20) for the price impact functional  $\partial J_K(W)$ . In the expression  $\mathbb{E}^{\mathbb{P}^W} [\mathbf{Cov}^{\pi_1(ds, \omega; \widetilde{W})}(\dots, \dots)]$  entering  $\partial J_K(W)$ , the inner covariance  $\mathbf{Cov}^{\pi_1(ds, \omega; \widetilde{W})}(\cdot, \cdot)$  is taken over signal  $s$  with respect to the market maker's posterior  $\pi_1(ds, \omega; \widetilde{W})$  conditional on order flow  $\omega$ , and the outer expectation  $\mathbb{E}^{\mathbb{P}^W}[\cdot]$  is taken over  $\omega$  with respect to  $\mathbb{P}_W$ .

**Corollary 5.3.** *Under market maker belief  $\widetilde{W}$ , the price impact of marginal demand for state  $y$  on the state  $x$  price is given by*

$$\frac{\partial}{\partial W(y)} \overline{P}(x, W; \widetilde{W}) = (\Lambda v_y)(x) \quad (\text{cross price impact of } y \text{ on } x) \quad (22)$$

where  $v_y(\cdot)$  is a marginal demand supported on a vanishingly small neighborhood of  $y$ .

**Example 5.4.** *In Corollary 5.3, the marginal demand  $v_y$  for  $y$  can be taken as the Dirac delta  $\delta_y$ , so that<sup>35</sup>*

$$\mathcal{O}_{\text{insider}}(v_y, \cdot; \widetilde{W}) = \left( \int_{\bar{x}} \frac{\widetilde{W}(x, s')}{\sigma^2(x)} \delta_y(x) dx \right)_{s' \in S} = \left( \frac{\widetilde{W}(y, s')}{\sigma^2(y)} \right)_{s' \in S}.$$

Suppose  $y$  can only realize under a signal  $s$  and never under the other signals—i.e.,  $\eta(y, \cdot)$  is positive at  $s$  and zero at  $s' \neq s$ . Suppose the market maker believes (plausibly) that insider demand for  $y$  is positive conditional on  $s$  and zero otherwise. That is,  $\widetilde{W}(y, \cdot)$  is positive at  $s$  and zero at  $s' \neq s$ —which makes  $\mathcal{O}_{\text{insider}}(v_y, \cdot; \widetilde{W})$  also positive at  $s$  and zero at  $s' \neq s$ .

Consider the following two scenarios for a state  $x$ :

- (i) Suppose  $x$  can only realize under signals  $s' \neq s$ —i.e.,  $\eta(x, \cdot)$  is zero at  $s$  and positive at  $s' \neq s$ . Then marginal demand for  $y$  has negative price impact on  $x$  because  $\mathcal{O}_{\text{insider}}(v_y, \cdot; \widetilde{W})$  and the payoff  $\eta(x, \cdot)$  have negative correlation—they are supported on disjoint subsets of  $S$ . The intuition is clear. Marginal demand for  $y$  reinforces the market maker’s belief regarding  $s$ . In turn, this suggests to the market maker that  $x$  is unlikely to realize and causes him to lower its price.
- (ii) Suppose  $x$  can only realize under the same signal  $s$  as  $y$ . Then marginal demand for  $y$  has positive price impact on  $x$  because  $\mathcal{O}_{\text{insider}}(v_y, \cdot; \widetilde{W})$  and  $\eta(x, \cdot)$  have positive correlation—both are positive at  $s$  and zero at  $s' \neq s$ . The intuition is the flip side of scenario (i).

### 5.3 No-Arbitrage

No-arbitrage is a general necessary condition for equilibrium. We now derive this condition for our setting. Here, as in Section 5.2, the overlap between the insider’s trades and the market maker’s belief naturally occurs.

For  $c: S \rightarrow \mathbb{R}$ , define the (affine) subspace of portfolios  $\mathcal{V}_c(\widetilde{W}) = \{W: \mathcal{O}_{\text{insider}}(W, \cdot; \widetilde{W}) = c\}$ .<sup>36</sup> In

<sup>35</sup>In the options formulation,  $\delta_y$  is familiar to option traders as a “spike” around strike  $y$  (see Hull (2005)).

<sup>36</sup>Each  $\mathcal{V}_c(\widetilde{W})$  is a closed affine subspace of  $C^\delta([\bar{x}, \bar{x}], \mathbb{R})$  because the linear operator  $K(\cdot; \widetilde{W})$  defined by

$$K(W; \widetilde{W}) = \mathcal{O}_{\text{insider}}(W, \cdot; \widetilde{W}) \quad (\text{F.2})$$

is a bounded operator with range in  $C(S, \mathbb{R})$ , and  $\mathcal{V}_c(\widetilde{W}) = K^{-1}(c; \widetilde{W})$ .  $\mathcal{V}_0(\widetilde{W}) = K^{-1}(0; \widetilde{W})$  is the null space of  $K(\cdot; \widetilde{W})$  and, therefore, a subspace.

particular, when  $c = 0$  we will refer to the  $\mathcal{V}_0(\widetilde{W})$  as the **zero price impact subspace** under market maker belief  $\widetilde{W}$ .

Intuitively, a portfolio in the zero price impact subspace  $\mathcal{V}_0(\widetilde{W})$  causes zero price impact because it is orthogonal to (i.e., has zero overlap with) what the market maker believes the insider's trading strategy to be. Such a zero price impact portfolio must give the insider zero utility. Otherwise, there is arbitrage. This is Theorem 5.5.

**Theorem 5.5.** *(No-Arbitrage)*

*Conditional on his signal and given market maker belief  $\widetilde{W}$ , an optimal portfolio exists for the insider only if the portfolios in the zero price impact subspace  $\mathcal{V}_0(\widetilde{W})$  give him zero expected utility. Equivalently, for any signal-wise profile  $c$ , the portfolios in  $\mathcal{V}_c(\widetilde{W})$  must give him the same level of utility. Otherwise, the insider can obtain unbounded utility.*

*Proof.* We observe that, for a given  $c$ , the market maker's (expected) AD prices  $\overline{P}(\cdot, W; \widetilde{W})$  does not change with respect to  $W \in \mathcal{V}_c(\widetilde{W})$ .<sup>37</sup> That is, conditional on  $\mathcal{O}_{insider}(W, \cdot; \widetilde{W})$ , a portfolio  $W$  does not change the (expected) AD prices.

In particular, this is true for the zero price impact subspace  $\mathcal{V}_0(\widetilde{W})$ . Also,  $\mathcal{V}_0(\widetilde{W})$  is invariant under scaling. It follows that, for the insider's problem (17) to be well-posed, a portfolio  $W \in \mathcal{V}_0(\widetilde{W})$  must give him zero expected utility. Otherwise, he can obtain unbounded utility by scaling up his portfolio without incurring price impact. For example, suppose  $J(W; \widetilde{W}, s) > 0$  for some  $W \in \mathcal{V}_0(\widetilde{W})$ . Then the insider's expected utility  $J(\alpha W; \widetilde{W}, s) \rightarrow \infty$  as  $\alpha \rightarrow \infty$  because the scaled portfolio  $\alpha W \in \mathcal{V}_0(\widetilde{W})$  causes no price impact as  $\alpha \rightarrow \infty$ . Similarly,  $J(W; \widetilde{W}, s) < 0$  for some  $W \in \mathcal{V}_0(\widetilde{W})$  would allow arbitrage.

More generally, for any two portfolios  $W_1, W_2 \in \mathcal{V}_c(\widetilde{W})$ , no-arbitrage requires that  $J(W_1; \widetilde{W}, s) = J(W_2; \widetilde{W}, s)$ . Otherwise, the long-short portfolio  $W_1 - W_2 \in \mathcal{V}_0(\widetilde{W})$  would be an arbitrage opportunity. In other words, to preclude arbitrage, the insider's expected utility functional  $J(\cdot; \widetilde{W}, s)$  must be constant on the closed affine subspace  $\mathcal{V}_c(\widetilde{W})$  for each  $c \in C(S, \mathbb{R})$ . This proves the theorem.  $\square$

## 6 Equilibrium

**Definition 2.** A (Bayesian Nash) **equilibrium** in our model is a trading strategy  $W^*(\cdot, \cdot): [\underline{x}, \bar{x}] \times S \rightarrow \mathbb{R}$  such that, for all  $s \in S$ ,

$$W^*(\cdot, s) \in \operatorname{argmax}_{W(\cdot) \in C^\delta([\underline{x}, \bar{x}], \mathbb{R})} J(W; W^*, s),$$

where  $J(\cdot; W^*, s)$  is the insider's expected utility functional defined in (17).

<sup>37</sup>This can be seen explicitly from Equation (A.2).

**Assumption 1. (w.l.o.g.)**

- (i) The signal space  $S = \{s_i\}_{1 \leq i \leq I}$  is finite. The payoff distribution conditional on each  $s_i$  is  $\eta(\cdot, s_i)$ .
- (ii) The market maker has uniform prior on  $S$ .

*Assumption 1(i).* Our characterization of equilibrium generalizes to a compact  $S \subset \mathbb{R}$  with no change in the economic results but more technical arguments.<sup>38</sup> Intuitively,  $S$  being compact means there are no more signals than assets. In turn, this means the sufficient statistics are dimension-reducing.<sup>39</sup>

*Assumption 1(ii).* By Remark 3.1, this is without loss of generality—a general prior  $\pi_0$  can be reinterpreted as the uniform prior  $\pi_u$  and an equivalent set of assets with modified payoffs  $\{\frac{\pi_0(s_i)}{\pi_u(s_i)}\eta(\cdot, s_i)\}_i$ . Once equilibrium is characterized under the uniform prior, this equivalence yields comparative statics with respect to the prior. For example, the cross price impact between two securities increases with respect to the prior probability of a signal  $s$  if both have high payoffs conditional on  $s$  relative to the other signals.

## 6.1 Canonical Game

The zero payoff portfolios and the zero price impact portfolios must coincide in equilibrium. Zero payoff implies zero price impact because the market maker’s equilibrium belief is correct (Definition 2). Zero price impact implies zero payoff by no-arbitrage (Theorem 5.5).

By Proposition 5.1, the zero payoff portfolios are those orthogonal to the linear span of  $\{\eta(\cdot, s_i)\}_i$ . Therefore, the market maker’s (noise-adjusted) equilibrium belief must cover the same payoff-relevant linear span. Otherwise, there is arbitrage due to zero price impact. This is Corollary 6.1.

**Corollary 6.1.**

- (i) The insider’s equilibrium portfolios  $W^*(\cdot, s_i)$ ,  $1 \leq i \leq I$ , can be restricted to the linear span of  $\{\eta(\cdot, s_j)\}_j$ .
- (ii) Each  $W^*(\cdot, s_i)$  must lie in the linear span of  $\{\frac{W^*(\cdot, s_j)}{\sigma^2(\cdot)}\}_j$ . Otherwise, there is arbitrage.

Under the general specification, Corollary 6.1(ii) implies the equilibrium restriction that the noise trading intensity is a constant  $\sigma > 0$  across markets. Under additional assumptions, equilibrium is possible with a varying noise trading intensity—e.g., when the  $\eta(\cdot, s_i)$ ’s have disjoint supports. In such cases, the derivation and results below hold verbatim with  $\sigma(\cdot)$  in place of  $\sigma$ .

<sup>38</sup>When  $S$  is finite,  $K(\cdot; \widetilde{W})$  of (F.2) is a finite-rank operator. More generally, when  $S$  is compact,  $K(\cdot; \widetilde{W})$  is a compact operator. In the more general case of compact  $S$ , the no-arbitrage restriction given by Theorem 5.5 remains in effect. The null space of a compact operator—in our context, the zero price impact subspace  $\mathcal{V}_0(\widetilde{W})$ —is “large.” This restricts the market maker’s equilibrium belief to a “small” subspace that is “almost finite-dimensional.” An equilibrium characterized by one endogenous constant in the manner of Theorem 6.6 still obtains but requires more technical arguments. For finite  $S$ , the equilibrium informed demand is constructed as a weighted sum of  $\eta(\cdot, s_i)$ ’s (see Section 7.1). For compact  $S$ , this sum generalizes to an integral.

<sup>39</sup>This may be interpreted as the market being “informationally complete,” which exploits the high-dimensionality of our setting.

Let  $e_i \in \mathbb{R}^I$  denote the  $i$ -th standard basis vector. To make the reduction of Corollary 6.1 explicit, for a portfolio  $W(\cdot) = \sum_{j=1}^I d_j \eta(\cdot, s_j)$  in the linear span of  $\{\eta(\cdot, s_j)\}_j$ , let  $d = (d_j) \in \mathbb{R}^I$  be the vector of its expansion coefficients. Similarly, for market maker belief  $\widetilde{W}(\cdot, \cdot)$  in the same linear span,

$$\widetilde{W}(\cdot, s_i) = \sum_{j=1}^I \widetilde{d}_j^{(i)} \eta(\cdot, s_j), \quad \widetilde{d}^{(i)} \in \mathbb{R}^I, \quad 1 \leq i \leq I,$$

let  $\widetilde{D} = [\widetilde{d}^{(1)} \cdots \widetilde{d}^{(I)}] \in \mathbb{R}^{I \times I}$  where  $\widetilde{d}^{(i)} = \widetilde{D}e_i$  is the  $i$ -th column of the matrix  $\widetilde{D}$ .

**Definition 3.** Define the *information intensity matrix*  $\mathbf{L}$  by<sup>40</sup>

$$\mathbf{L}^2 = \left[ \int_{\underline{x}}^{\bar{x}} \frac{\eta(x, s_i) \eta(x, s_j)}{\sigma^2} dx \right]_{1 \leq i, j \leq I} \in \mathbb{R}^{I \times I} \quad \text{and} \quad \mathbf{L}^T = \mathbf{L}.$$

$\mathbf{L}$  (resp.  $\mathbf{L}^2$ ) is the many-asset counterpart to the single asset quantity  $2\lambda = \frac{\sigma_v}{\sigma_\varepsilon}$  (resp.  $\frac{\sigma_v^2}{\sigma_\varepsilon^2}$ ) of (7). A larger  $\mathbf{L}$  (equivalently,  $\mathbf{L}^2$ ) means higher noise-adjusted (co-)variations of differential payoffs across assets and distributions—that is, higher *information intensity*.<sup>41</sup> The columns of  $\mathbf{L}^2$  (or  $\mathbf{L}$ ) span the possible equilibrium values of  $\mathcal{O}_{insider}(W, \cdot; \widetilde{W})$ —i.e., the expected values of  $\mathcal{O}_{mm}(\omega, \cdot; \widetilde{W})$ .

By Corollary 6.1(ii), the columns of  $\mathbf{L}$  also span the expansion coefficients. Therefore, we can impose the transformation

$$d \mapsto \hat{d} = \mathbf{L}d. \quad (23)$$

Let  $\widehat{D}$  denote the market maker's belief  $\widetilde{D}$  under this transformation, i.e.,

$$\widehat{D} = \mathbf{L}\widetilde{D} = [\hat{d}^{(1)} \cdots \hat{d}^{(I)}]. \quad (24)$$

**Remark 6.2.** The transformation (23) normalizes the (co-)variations of differential payoffs across assets and distributions, i.e., the information intensity of the insider's signal. For example, suppose the payoff distributions  $\eta(\cdot, s_i)$ ,  $i = 1, \dots, I$ , have disjoint supports on  $[\underline{x}, \bar{x}]$ . In that case, this normalization simply replaces each  $\eta(\cdot, s_i)$  by

$$\frac{1}{\|\eta(\cdot, s_i)\|_2} \cdot \eta(\cdot, s_i), \quad \text{where} \quad \|\eta(\cdot, s_i)\|_2 = \left( \int_{\underline{x}}^{\bar{x}} \eta(x, s_i)^2 dx \right)^{\frac{1}{2}}.$$

This normalization yields an isomorphic finite-dimensional game that is invariant with respect to  $\eta(\cdot, \cdot)$

<sup>40</sup>In other words,  $\mathbf{L}$  is the positive-semidefinite square root of  $[\int_{\underline{x}}^{\bar{x}} \frac{\eta(x, s_i) \eta(x, s_j)}{\sigma^2} dx]_{1 \leq i, j \leq I}$ . It is positive definite when the  $\eta(\cdot, s_i)$ 's are linearly independent.

<sup>41</sup>The ordering on  $\mathbf{L}$  is given by positive-semidefiniteness. This is a partial order. In contrast to the single asset case, information intensity across many assets is not always comparable between two specifications.

and  $\sigma$ .

**Theorem 6.3.** *Under Assumption 1, the Bayesian trading game between the insider and the market maker is isomorphic to the finite-dimensional **canonical game**—which is a pseudo-trading game—defined as follows:*

- *There are pseudo-“AD markets” corresponding to pseudo-“states”  $i = 1, \dots, I$ .*
- *Conditional on signal  $s_i$ , “state”  $i$  will realize with probability one. The insider observes the signal. The market maker has uniform prior on signals.*
- *If the insider submits “orders”  $\hat{d} \in \mathbb{R}^I$ , the market maker receives  $\hat{\omega} = \hat{d} + \hat{X}$  where the “noise trades”  $\hat{X} = (\hat{X}_i)$ ,  $\hat{X}_i \stackrel{i.i.d.}{\sim} \mathcal{N}(0, 1)$ .*
- *The market maker has a belief  $\hat{D} = [\hat{d}^{(1)} \dots \hat{d}^{(I)}]$  regarding the insider’s strategy. After observing  $\hat{\omega}$ , his posterior—i.e., pseudo-“AD prices”—is*

$$\hat{\pi}_1(i, \hat{\omega}; \hat{D}) \propto e^{(\hat{d}^{(i)})^T \hat{\omega} - \frac{1}{2}(\hat{d}^{(i)})^T \hat{d}^{(i)}}, \quad 1 \leq i \leq I. \quad (25)$$

- *Conditional on  $s_i$  and given market maker belief  $\hat{D}$ , the insider maximizes the “expected profit”*

$$\max_{\hat{d} \in \mathbb{R}^I} e_i^T \hat{d} - \hat{\pi}_1(\hat{d}; \hat{D})^T \hat{d} \equiv \max_{\hat{d} \in \mathbb{R}^I} J(\hat{d}; \hat{D}, i) \quad (26)$$

where  $\hat{\pi}_1(\hat{d}; \hat{D})$  is the expectation of the pseudo-“AD prices” (25) over the distribution of  $\hat{\omega}$ .

**Equilibrium in Canonical Game** An equilibrium in the canonical game is specified by a matrix  $D^* = [\delta^{(1)} \dots \delta^{(I)}] \in \mathbb{R}^{I \times I}$  such that, for each  $i$ , the strategy  $\delta^{(i)} = D^* e_i \in \mathbb{R}^I$  solves the insider’s problem (26) conditional on  $s_i$  and given  $D^*$ , i.e.,

$$\delta^{(i)} \in \operatorname{argmax}_{\hat{d} \in \mathbb{R}^I} J(\hat{d}; D^*, i), \quad 1 \leq i \leq I. \quad (27)$$

Reversing the normalization  $d \mapsto \mathbf{L}d$  of (23) gives the corresponding equilibrium of the original game.

**Corollary 6.4.** *Under the isomorphism between the two games, an equilibrium  $D^*$  of the canonical game corresponds to the equilibrium of the original trading game specified by*

$$W^*(\cdot, s_i) = \sum_{j=1}^I \beta_j^{(i)} \eta(\cdot, s_j), \quad \text{where } \beta^{(i)} = \mathbf{L}^{-1} D^* e_i \in \mathbb{R}^I, \quad 1 \leq i \leq I. \quad (28)$$

We say the matrix  $\mathbf{L}^{-1} D^*$  specifies the equilibrium (28) of the original game in its **canonical form**.

**Remark 6.5.** *When the  $\eta(\cdot, s_i)$ ’s are linearly dependent,  $\mathbf{L}^{-1}$  (as slight abuse of notation) is the Moore-Penrose pseudoinverse. Compared to the case of linearly independent  $\eta(\cdot, s_i)$ ’s, the only caveat*



is that the informed demand portfolio  $W^*(\cdot, s_i)$  of (28) is unique only up to its payoff but not the allocations of its constituent  $\eta(\cdot, s_j)$ 's.

Let  $p \in [0, 1]^I$  denote the random vector (25) of the market maker's posterior in the canonical game (with the dependence on  $\hat{\omega}$  and  $\hat{D}$  understood) and  $\text{diag}(p) \in \mathbb{R}^{I \times I}$  denote the matrix with  $p$  as its diagonal and zeros elsewhere. Then, conditional on observing  $s_i$  and given market maker belief  $\hat{D}$ , the first-order condition for the insider's problem (26) in the canonical game is

$$e_i - \underbrace{\mathbb{E}^{(\hat{d}; \hat{D})}[p]}_{\text{AD term}} - \underbrace{\hat{D} \cdot \left( \mathbb{E}^{(\hat{d}; \hat{D})}[\text{diag}(p) - pp^T] \right)}_{\text{price impact term}} \cdot \hat{d} = 0 \quad (29)$$

where the expectation  $\mathbb{E}^{(\hat{d}; \hat{D})}[\cdot]$  is taken over the distribution of  $\hat{\omega}$  induced by insider choice  $\hat{d}$  under market maker belief  $\hat{D}$ . The terms in the first-order condition (29) are the isomorphic counterparts to those in Theorem 5.2 (with respect to the pseudo-markets).

## 6.2 Symmetric Equilibrium

Define  $\mathbf{Q} = \mathbf{I} - \frac{1}{I} \bar{e} \bar{e}^T \in \mathbb{R}^{I \times I}$  where  $\mathbf{I} \in \mathbb{R}^{I \times I}$  is the identity matrix, and  $\bar{e} = \sum_{i=1}^I e_i$ .

**Equilibrium Ansatz** Consider the canonical game. Owing to the normalization discussed in Remark 6.2, it is symmetric across signals—*up to permutation on  $i$ , the game is identical across signals*. Given this symmetry, an intuitive postulate for equilibrium is

$$D^* = \alpha \mathbf{Q}, \text{ for some } \alpha > 0. \quad (30)$$

In other words, conditional on  $s_i$ , the insider buys  $\alpha(1 - \frac{1}{I})$  shares of pseudo-security  $i$  and sells the other pseudo-securities for  $\frac{\alpha}{I}$  shares each. This corresponds to the  $i$ -th column  $D^* e_i$  of (30).

Substituting this equilibrium ansatz into the first-order condition (29) for each  $i$  and collating the resulting vector equations side-by-side yield a matrix equation

$$\Phi(\alpha) \mathbf{Q} = 0 \quad (31)$$

for some  $\Phi: [0, \infty) \rightarrow \mathbb{R}$ . Provided that, in such a fixed point (31) of the collated first-order conditions, each first-order condition is sufficient for optimality conditional on its corresponding signal, an equilibrium is given by a solution  $\alpha^* > 0$  to the *equilibrium equation*

$$\Phi(\alpha) = 0. \quad (32)$$

**Theorem 6.6.** *Under Assumption 1, there exists  $\alpha^* > 0$  such that  $D^* = \alpha^* \mathbf{Q}$  is an equilibrium of the canonical game. Equivalently,  $\alpha^* \mathbf{L}^{-1} \mathbf{Q}$  specifies an equilibrium of the original game in the canonical form of Corollary 6.4.*

**Example 6.7.** *(Theorem 6.6,  $I = 2$ )*

Let  $S = \{s_1, s_2\}$ . Substituting the equilibrium ansatz (30)  $D^* = \frac{1}{2} \begin{bmatrix} \alpha & -\alpha \\ -\alpha & \alpha \end{bmatrix}$  into the insider's first-order condition (29) conditional on, say,  $s_1$  gives

$$\begin{bmatrix} 1 \\ 0 \end{bmatrix} - \begin{bmatrix} \mathbb{E}[p_1] \\ 1 - \mathbb{E}[p_1] \end{bmatrix} - \alpha^2 \begin{bmatrix} \mathbb{E}[p_1 p_2] \\ -\mathbb{E}[p_1 p_2] \end{bmatrix} = (1 - \mathbb{E}[p_1] - \alpha^2 \mathbb{E}[p_1 p_2]) \begin{bmatrix} 1 \\ -1 \end{bmatrix} = \begin{bmatrix} 0 \\ 0 \end{bmatrix} \quad (33)$$

where  $\mathbb{E}[\cdot]$  is the expectation taken under  $D^*$ , and  $p_i$  is the posterior probability of  $s_i$ ,  $i = 1, 2$ . Substituting  $D^*$  into the market maker's posterior (25) gives

$$(p_1, p_2) \stackrel{d}{\sim} \left( \frac{e^Z}{e^Z + 1}, \frac{1}{e^Z + 1} \right), \quad \text{where } Z \stackrel{d}{\sim} \mathcal{N}\left(\frac{\alpha^2}{2}, 2\alpha^2\right). \quad (34)$$

By (34), the quantities  $\mathbb{E}[p_1]$  and  $\mathbb{E}[p_1 p_2]$  in (33) are moments of a logit-normal distribution and functions of  $\alpha$ . Write  $\mathbb{E}[p_1] = \phi_1(\alpha)$  and  $\mathbb{E}[p_1 p_2] = \phi_2(\alpha)$ . Define  $\Phi(\alpha) = 1 - \phi_1(\alpha) - \alpha^2 \phi_2(\alpha)$ . Then the first-order conditions (33) conditional on  $s_1$  and  $s_2$  become, respectively,

$$\Phi(\alpha) \begin{bmatrix} 1 \\ -1 \end{bmatrix} = \begin{bmatrix} 0 \\ 0 \end{bmatrix} \quad \text{and} \quad \Phi(\alpha) \begin{bmatrix} -1 \\ 1 \end{bmatrix} = \begin{bmatrix} 0 \\ 0 \end{bmatrix}.$$

Collating these two symmetric equations side-by-side gives the matrix equation  $\Phi(\alpha) \mathbf{Q} = 0$  of (31) when  $I = 2$ . An equilibrium is therefore given by  $\alpha^* > 0$  such that  $\Phi(\alpha^*) = 0$ . Since  $\Phi(0) = \frac{1}{2}$  and  $\lim_{\alpha \rightarrow \infty} \Phi(\alpha) \uparrow 0$ , we have  $\Phi(\alpha^*) = 0$  for some  $\alpha^* > 0$ .<sup>42</sup> This proves Theorem 6.6 when  $I = 2$ .

The endogenous constant  $\alpha^*$  is the insider's optimal portfolio size in the canonical pseudo-trading game. Example 6.8 demonstrates the insider's trade-off in choosing  $\alpha^*$  under the market maker's equilibrium belief.

**Example 6.8.** *(Equilibrium Posterior,  $I = 2$ )*

Consider the probability law (34) of the market maker's equilibrium posterior conditional on  $s_1$ ,

$$(p_1, p_2) \stackrel{d}{\sim} \left( \frac{e^Z}{e^Z + 1}, \frac{1}{e^Z + 1} \right), \quad \text{where } Z \stackrel{d}{\sim} \mathcal{N}\left(\frac{\alpha^2}{2}, 2\alpha^2\right). \quad (35)$$

---

<sup>42</sup>That  $\lim_{\alpha \rightarrow \infty} \Phi(\alpha) \uparrow 0$  follows from Fatou's Lemma. That  $\Phi(\alpha^*) = 0$  for some  $\alpha^* > 0$  follows from the Intermediate Value Theorem.

- If  $\alpha = 0$ , the market maker's posterior reduces to the prior  $(\frac{1}{2}, \frac{1}{2})$ —if the insider's demand is zero across markets, there is no updating by the market maker because order flow contains no information.
- As  $\alpha \rightarrow \infty$ , the market maker's posterior converges to the point mass  $(1, 0)$  on the insider's private signal  $s_1$ —if the insider scales up his demand without bound, eventually he reveals his private signal.
- At  $\alpha^* > 0$ , we have the market maker's equilibrium posterior. It is biased towards the insider's private signal  $s_1$ —his signal is partially revealed in equilibrium because the market maker correctly anticipates his optimal strategy.
- As the insider scales up his portfolio by  $\alpha$ , his marginal payoff is constant. Under the market maker's equilibrium belief, his marginal cost is increasing.<sup>43</sup> It consists of the Arrow-Debreu and price impact terms characterized in Theorem 5.2.

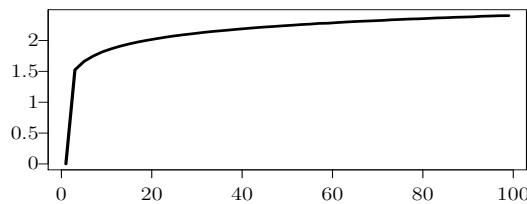


Figure 2: **Comparative Statics - Endogenous Constant  $\alpha^*$**  ( $x$ -axis - number of signals  $I$ ,  $y$ -axis -  $\alpha^*$ )

**Comparative Statics of  $\alpha^*$**  The endogenous constant  $\alpha^*$  characterizing equilibrium depends *only* on the number of signals  $I$ —in particular, *not* on the possible payoffs  $\eta(\cdot, \cdot)$  or noise trading intensity. In other words, the only exogenous variation relevant for deriving equilibrium is the dispersion of the market maker's prior belief across signals, and it is manifested in  $\alpha^*$ .  $\alpha^*(I)$  is an increasing concave function of  $I$ , as shown in Figure 2. As the market belief becomes more dispersed, the insider scales up his demand to exploit his information advantage. Therefore,  $\alpha^*(I)$  is increasing. The insider's marginal profit from scaling up diminishes because the accompanying increased variation of his trades diminishes the marginal gain in his information advantage. Therefore,  $\alpha^*(I)$  is concave.

---

<sup>43</sup>See Lemma A.2.

## 7 Price Discovery

### 7.1 Informed Demand

In the canonical form of Corollary 6.4, the equilibrium informed demand is

$$\alpha^* \mathbf{L}^{-1} \mathbf{Q} = [\beta^{(1)} \ \dots \ \beta^{(I)}] \in \mathbb{R}^{I \times I}, \quad \beta^{(i)} = \alpha^* \mathbf{L}^{-1} \mathbf{Q} e_i. \quad (36)$$

In the original AD form, the equilibrium informed demand  $W^*(\cdot, s_i)$  conditional on signal  $s_i$  is

$$W^*(\cdot, s_i) = \sum_{j=1}^I \beta_j^{(i)} \eta(\cdot, s_j). \quad (37)$$

Applying the Breeden-Litzenberger formula (8) to  $W^*(\cdot, s_i)$  gives the equivalent option portfolio.

**Informed Demand Portfolio Construction** The informed demand portfolio (37) is constructed using the following simple procedure.

- Step 1. Form the initial portfolio  $\mathbf{Q} e_i$ —buy  $1 - \frac{1}{I}$  shares of the observed payoff distribution  $\eta(\cdot, s_i)$  and sell the other distributions  $\eta(\cdot, s_j)$ ,  $j \neq i$ , for  $\frac{1}{I}$  shares each.
- Step 2. Adjust the initial portfolio allocations by applying the linear transformation  $\mathbf{L}^{-1}$ .
- Step 3. Scale the overall portfolio by the endogenous constant  $\alpha^*$ .

Step 1 constructs an initial portfolio by buying the observed distribution and selling the other distributions. Step 2 adjusts the initial portfolio allocations for the information intensity  $\mathbf{L}$  of the insider's signal. Higher information intensity forces the insider to reduce the size of his trades across assets and payoff distributions. Step 3 scales the portfolio by the endogenous constant  $\alpha^*$  to optimize with respect to the dispersion of market belief. Higher dispersion of market belief over the possible payoff distributions allows the insider to scale up his trades (see Figure 2).

The informed demand (in its canonical form) and the single asset informed demand share the same intuition:

$$\text{informed demand} \begin{cases} \text{single asset (6):} & (2\lambda)^{-1} \cdot (s - v_0) \\ \text{many-asset (36):} & \mathbf{L}^{-1} \cdot \alpha^* \mathbf{Q} \end{cases}.$$

The quantity  $(2\lambda)^{-1} = \frac{\sigma_v}{\sigma_\varepsilon}$  in the single asset informed demand has its many-asset counterpart in  $\mathbf{L}^{-1}$ . Both  $\frac{\sigma_v}{\sigma_\varepsilon}$  and  $\mathbf{L}$  determine the insider's information intensity in their respective settings. In the single asset setting, a larger  $\frac{\sigma_v}{\sigma_\varepsilon}$  means the market maker can attribute more of the variation of the single market order flow to the differential asset values. In the many-asset setting, a larger  $\mathbf{L}$  means

the market maker can attribute more of the variation of order flow across markets to the differential payoff distributions. Consequently, the informed demand is decreasing with respect to  $\frac{\sigma_v}{\sigma_\varepsilon}$  and  $\mathbf{L}$  in their respective settings.

The quantities  $(s - v_0)$  and  $\alpha^* \mathbf{Q}$  play similar roles in their respective informed demands.  $(s - v_0)$  scales an initial one-share portfolio by the deviation of the signal from the market prior mean.  $\alpha^*$  scales the initial long-short portfolio of  $\mathbf{Q}$  by the dispersion of market prior belief.

Next, we demonstrate the informed demand for trading on the first, second, and third moments of an underlying asset payoff. We show that common option strategies used in trading practice indeed arise as equilibrium strategies. Other practiced option strategies can be rationalized similarly under appropriate specifications. In Examples 7.1, 7.2, and 7.3,  $S = \{s_1, s_2\}$ , and the state space is  $(-\infty, \infty)$ .

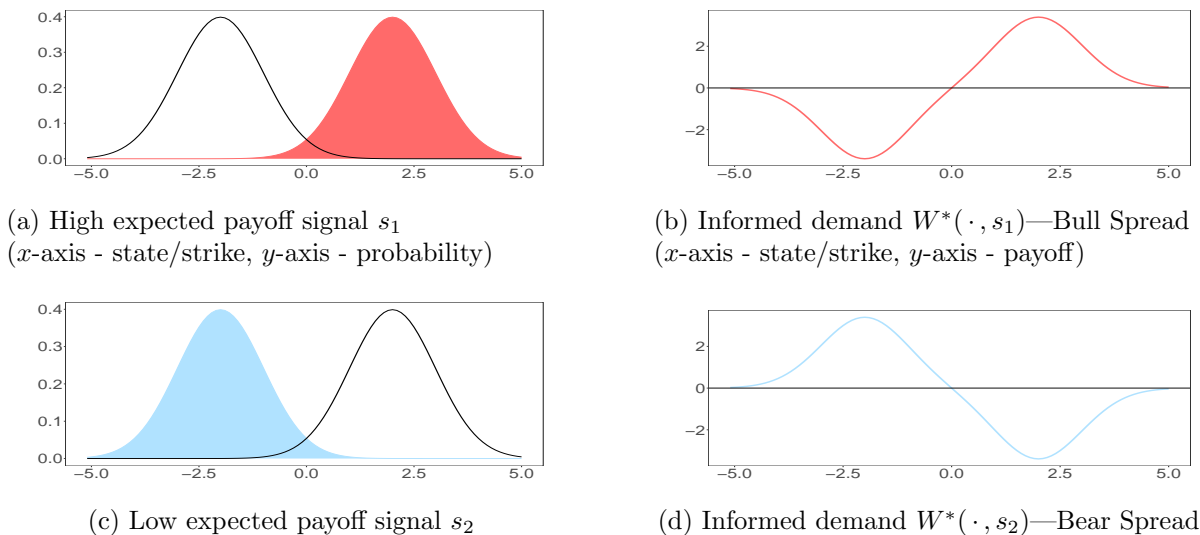


Figure 3:

**Trading on Expected Payoff (Kyle (1985) with Options)** The left column shows the insider's private signal (shaded distributions). The right column shows the informed demand  $W^*$  conditional on the corresponding signals.

### Example 7.1. (Kyle (1985) with Options)

Let signals  $s_1$  and  $s_2$  specify normal payoff distributions with respective means  $\mu_1 > \mu_2$  and the same variance. Observing  $s_1$  (resp.  $s_2$ ) informs the insider of high (resp. low) expected payoff. This is a Kyle (1985)-type setting where private information concerns the expected payoff, but the insider is now allowed to trade derivatives.

Figure 3a shows the two possible distributions  $\eta(\cdot, s_1)$  and  $\eta(\cdot, s_2)$  with the shaded distribution indicating the high expected payoff signal  $s_1$ , and Figure 3b shows the corresponding informed demand. The other case conditional on the low expected payoff signal  $s_2$  is symmetric—see Figures 3c and 3d. The informed demand is nonlinear and, therefore, requires options. In practitioner parlance, the informed demand for trading on high (resp. low) expected payoff is approximated by a **bull spread** (resp. **bear**

**spread**)—standard option strategies used to limit upside and downside exposures (see Hull (2005)). Indeed, the linear demand of Kyle (1985) is sub-optimal because it entails unnecessarily large bets at upside and downside strikes that are unlikely to pay off.

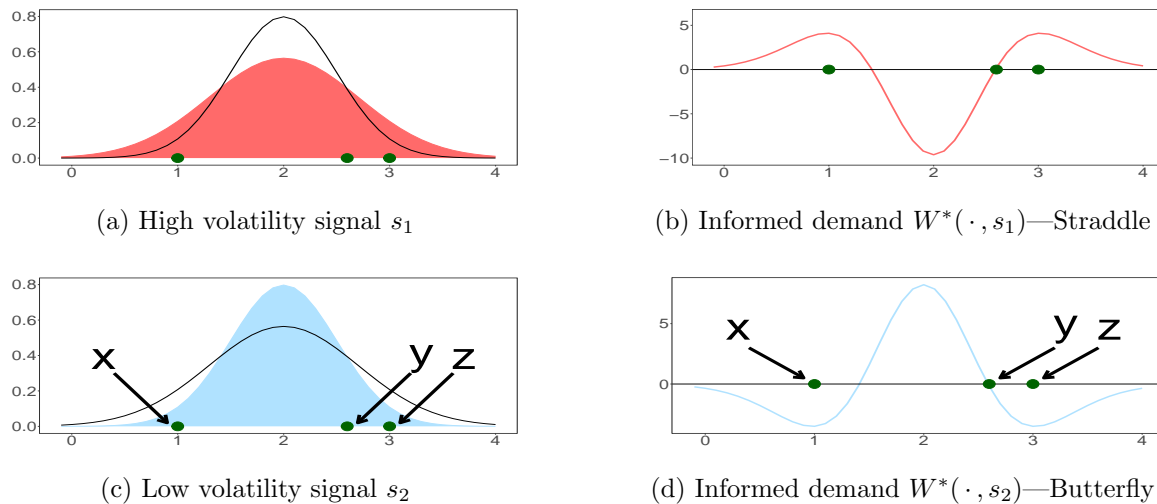


Figure 4:

**Trading on Volatility** The left column shows the insider’s private signal (shaded distributions). The right column shows the informed demand  $W^*$  conditional on the corresponding signals.

**Price Impact** Three states are indicated— $x$ ,  $y$ ,  $z$ . State  $y$  has zero price impact on all states,  $\Lambda_{y,w} = 0$  for all  $w$ . This is because state  $y$  payoff has zero variation across signals— $\eta(y, s_1) = \eta(y, s_2)$ , which makes order flow for  $y$  pure noise. Therefore, there is *zero informed demand* for  $y$ — $W^*(y, s_1) = W^*(y, s_2) = 0$  as shown in Figures 4b and 4d. The cross price impact between  $x$  and  $z$  is positive,  $\Lambda_{x,z} > 0$ , because they have positively correlated (in fact, identical) payoffs.

### Example 7.2. (Trading on Volatility)

Let signals  $s_1$  and  $s_2$  specify normal payoff distributions with respective variances  $\sigma_1^2 > \sigma_2^2$  and the same mean. Observing  $s_1$  (resp.  $s_2$ ) informs the insider of high (resp. low) volatility. The insider is therefore trading on the volatility of asset payoff.

Figure 4a shows the two possible distributions  $\eta(\cdot, s_1)$  and  $\eta(\cdot, s_2)$  with the shaded distribution indicating the high volatility signal  $s_1$ , and Figure 4b shows the corresponding informed demand. In terms of options, this strategy for trading on high volatility is implemented by the **straddle**. Figure 4c indicates the low volatility signal  $s_2$  with the shaded distribution, and Figure 4d shows the corresponding informed demand. Consistent with trading practice, this strategy for trading on low volatility is implemented by the option **butterfly** (see Hull (2005)). A short butterfly is an alternative implementation of the high volatility strategy.

### Example 7.3. (Trading on Skewness)

Let signals  $s_1$  and  $s_2$  specify skew normal payoff distributions with respective skewness parameters  $\alpha_1 > \alpha_2$ . This specification controls for all other moments besides skewness. Figure 5a shows the two

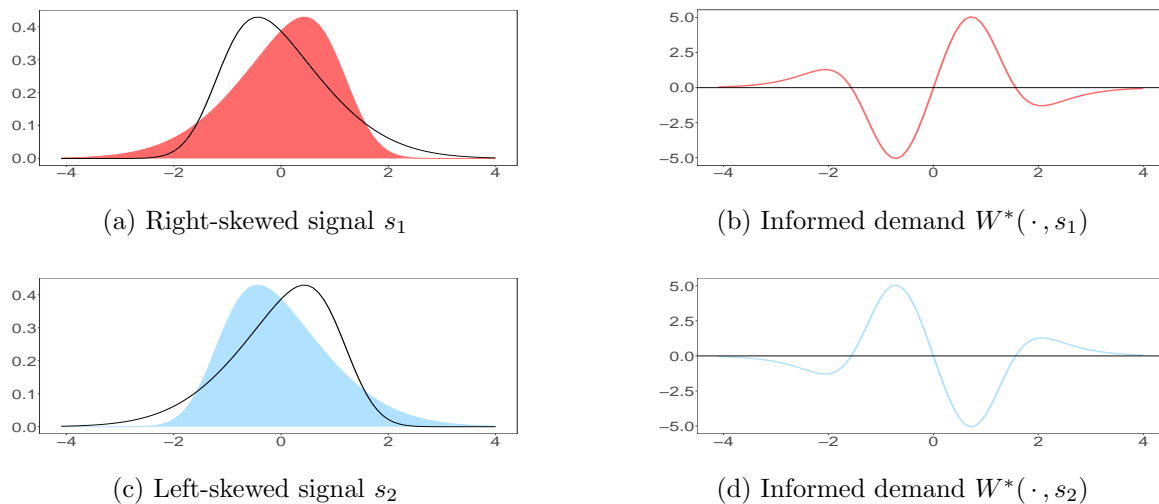


Figure 5: **Trading on Skewness** The left column shows the insider’s private signal (shaded distributions). The right column shows the informed demand  $W^*$  conditional on the corresponding signals.

distributions  $\eta(\cdot, s_1)$  and  $\eta(\cdot, s_2)$  with the shaded distribution indicating the right-skewed signal  $s_1$ , and Figure 5b shows the corresponding informed demand. Figure 5c and Figure 5d show the other case when the insider observes the left-skewed signal  $s_2$ . In practitioner parlance, the informed demand is implemented by long-short portfolios of so-called “Christmas tree” option strategies with the long part of the portfolio aligned with the direction of skewness.

## 7.2 Price Impact

Substituting the informed demand  $W^*$  for  $W$  and  $\widetilde{W}$  in the price impact expression (22) of Corollary 5.3 gives the equilibrium price impact  $\Lambda_{x,y}$  between  $x$  and  $y$  markets (conditional on the insider observing  $s_i$ )

$$\Lambda_{x,y} = \left(1 - \frac{1}{I}\right) \cdot \alpha^* \cdot \frac{1}{\sigma} \cdot \mathbb{E}[\mathbf{Cov}^{\pi_1^*(ds, \omega; s_i)}(\eta(x, \cdot), \eta(y, \cdot))] \quad (38)$$

where  $\mathbf{Cov}^{\pi_1^*(ds, \omega; s_i)}(\cdot, \cdot)$  is the covariance over  $s$  under the market maker’s equilibrium posterior  $\pi_1^*(ds, \omega; s_i)$  conditional on order flow  $\omega$ , and  $\mathbb{E}[\cdot]$  is taken over  $\omega$  with respect to its equilibrium probability law. The equilibrium probability law of  $\pi_1^*(ds, \omega; s_i)$  over  $\omega$  is characterized in Proposition 7.7. Dropping the expectation  $\mathbb{E}[\cdot]$  in (38) gives the equilibrium price impact conditional on  $\omega$ .

**Complementary Factors of Price Impact** The equilibrium (expected) cross price impact  $\Lambda_{x,y}$  between  $x$  and  $y$  is the (expected) covariance of their payoffs, up to the factors that account for the sizes of informed and uninformed trades—(i), (ii), and (iii) below.

- (i)  $(1 - \frac{1}{I})$ —the portfolio allocation of the true payoff distribution in the informed demand (36).
- (ii)  $\alpha^*$ —the endogenous constant. As the informed demand (36) scales up by  $\alpha^*$ , this results in a one-to-one response for price impact.
- (iii)  $\frac{1}{\sigma}$ —the reciprocal of noise trading intensity. More noisy order flow for the market maker leads to lower price impact.
- (iv)  $\mathbb{E}[\mathbf{Cov}^{\pi_1^*(ds, \omega; s_i)}(\eta(x, \cdot), \eta(y, \cdot))]$ —the expected covariance of  $\eta(x, \cdot)$  and  $\eta(y, \cdot)$  under the market maker’s equilibrium posterior.

Therefore,  $\Lambda_{x,y}$  has identical intuition as the cross price impact demonstrated in Section 2.<sup>44</sup> This simple intuition is fully robust under arbitrary number of assets and arbitrary asset payoffs. As a special case, the equilibrium within-market price impact  $\Lambda_{x,x}$  has identical intuition as Kyle’s lambda (7) from the single asset setting. In the case of varying noise intensity  $\sigma(\cdot)$ , the only change in  $\Lambda_{x,y}$  is that  $\frac{1}{\sigma}$  is replaced by  $\frac{1}{\sqrt{\sigma(x)\sigma(y)}}$ .

#### Example 7.4.

- (i) *(Negative Cross Price Impact.) Suppose  $x$  can only realize under a signal  $s$  and  $y$  can only realize under  $s' \neq s$ . Then*

$$\Lambda_{x,y} = -(1 - \frac{1}{I}) \cdot \alpha^* \cdot \frac{1}{\sigma} \cdot \mathbb{E}[\eta(x, s)\pi_1^*(s, \omega; s_i) \cdot \eta(y, s')\pi_1^*(s', \omega; s_i)] < 0.$$

*So cross price impact is negative regardless of the insider’s signal. This is the same scenario as Example 5.4(i) but with the market maker holding equilibrium belief. If the market maker receives a buy order for  $x$ , he infers that  $y$  is unlikely to realize and lowers its price, and vice versa.*

- (ii) *(Zero Cross Price Impact.) Suppose  $y$  has zero variation in its payoff  $\eta(y, \cdot)$  across signals. Then its order flow has zero price impact on all markets, i.e.,  $\Lambda_{y,x} = 0$  for all  $x$ . This implies that the equilibrium order flow for  $y$  must contain zero informed demand across signals—otherwise, there is arbitrage. Conversely, if the informed demand for  $y$  is zero across signals, order flow for  $y$  has zero information content and, therefore, zero price impact on all markets. This is the case for the state  $y$  indicated in Figure 4c—its payoff has zero variation across signals,  $\eta(y, s_1) = \eta(y, s_2)$ . Figures 4b and 4d show the corresponding informed demand  $W^*(y, \cdot) = 0$  to be indeed zero across signals.*
- (iii) *(Positive Cross Price Impact.) If two states have identical payoffs, then, of course, their cross price impact is positive. This is the case for the states  $x$  and  $z$  indicated in Figure 4c— $\eta(x, \cdot) = \eta(z, \cdot)$ . So  $\Lambda_{x,z} = \Lambda_{x,x} = \Lambda_{z,z} > 0$ .*

---

<sup>44</sup>See the discussion under *Market Maker Inference* in Section 2.



We have the following formula for the cross price impact between general derivatives.

**Corollary 7.5.** (*Price Impact Between General Derivatives*)

Let  $\varphi_1, \varphi_2: [x, \bar{x}] \rightarrow \mathbb{R}$  be state-contingent claims (e.g., options). Then their cross price impact is given by

$$\int_{\underline{x}}^{\bar{x}} \int_{\underline{x}}^{\bar{x}} \varphi_1(x) \varphi_2(y) \Lambda_{x,y} dx dy. \quad (39)$$

Applying Corollary 7.5 to Example 7.2 gives the following result.

**Proposition 7.6.** *Under the specification of Example 7.2, the cross price impact between the put-call pair in a straddle is higher conditional on the high-volatility signal  $s_1$  than on the low-volatility signal  $s_2$ .*

Intuitively, high cross price impact between the put-call pair in a long-volatility straddle means that volatility is underpriced and, therefore, should correct to a higher price level as volatility price discovery takes place. Such considerations can be extended to higher moments beyond volatility and yield testable empirical predictions—see Section 8.1.

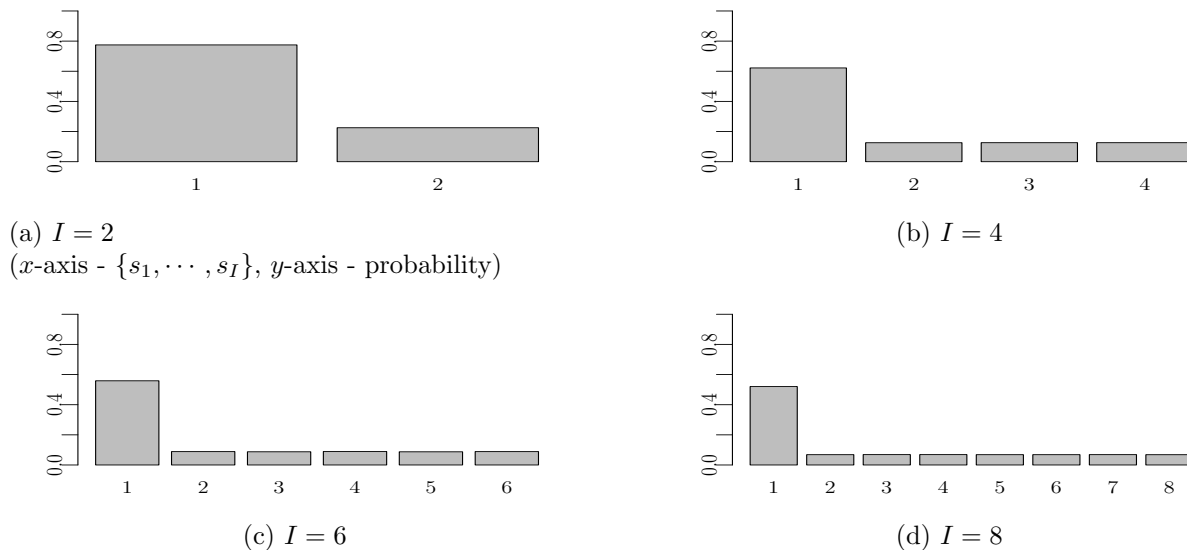


Figure 6: **Comparative Statics - Market Maker's Posterior** The figures show the market maker's (expected) posterior probabilities on the signals  $s_1, \dots, s_I$  conditional on the insider observing signal  $s_1$ , as the number of signals  $I$  varies. The probability assigned by the market maker's posterior to the observed signal  $s_1$  decreases as  $I$  increases.

### 7.3 Information Efficiency of Prices

The equilibrium probability law of the market maker's posterior  $\pi_1^*(ds, \omega; s_i)$  over order flow  $\omega$  has the following canonical characterization.

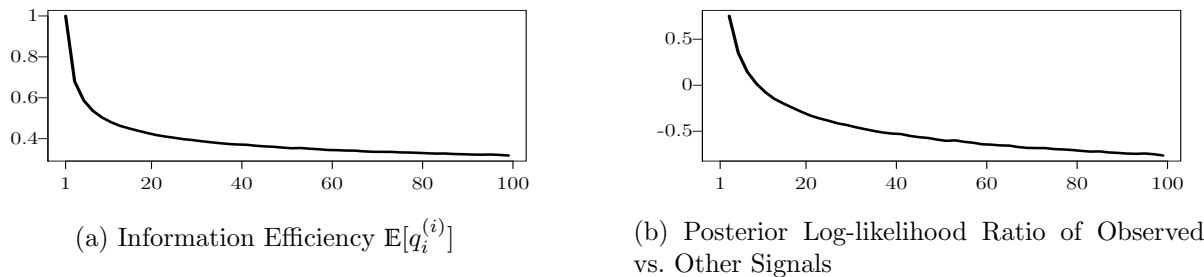


Figure 7: **Comparative Statics - Information Efficiency of Prices**

Figure 7a:  $x$ -axis - number of signals  $I$ ,  $y$ -axis -  $E[q_i^{(i)}]$  (information efficiency).

Figure 7b:  $x$ -axis - number of signals  $I$ ,  $y$ -axis -  $\log(\frac{E[q_i^{(i)}]}{(I-1)E[q_{-i}^{(i)}]})$  (posterior log-likelihood ratio of observed signal  $s_i$  vs. all other signals  $s_{-i}$ ).

**Proposition 7.7.** (*Canonical Posterior*) *The market maker's equilibrium posterior conditional on  $s_i$  follows the logistic-normal distribution of<sup>45</sup>*

$$q^{(i)} = (e^{Z_1}, \dots, e^{(\alpha^*)^2 + Z_i}, \dots, e^{Z_I})^T / C_q, \quad \text{where } Z \stackrel{d}{\sim} \mathcal{N}(0, (\alpha^*)^2 \mathbf{Q}). \quad (40)$$

Figure 6 shows the (expected) posterior probabilities  $E[q_j^{(1)}]$ ,  $1 \leq j \leq I$ , conditional on the signal  $s_1$  as  $I$  increases.

By Proposition 7.7, the equilibrium probability law of the market maker's posterior on signals is *independent* of the specification of the payoffs  $\eta(\cdot, \cdot)$ . In equilibrium, the market maker correctly anticipates the insider's (ex-ante) optimal trade-off of price impact along two dimensions—across states and across signals. Therefore, in equilibrium these two dimensions must be informationally independent. Otherwise, the insider can achieve higher profit by manipulating the correlation of his trades between these two dimensions. The market maker's posterior (40) on signals summarizes information along the latter across-signals dimension and is therefore invariant with respect to the variation of payoffs across states conditional on the signal.

The market maker's posterior on signals is also independent of the noise trading intensity (constant or otherwise). This is because the posterior conditions on the sufficient statistic  $\mathcal{O}_{mm}(\omega, \cdot; W^*)$  which already adjusts for noise intensity.

The equilibrium distribution of AD prices is an immediate corollary. (An  $\omega$ -by- $\omega$  characterization of the equilibrium pricing kernel can be similarly obtained.)

---

<sup>45</sup> $C_q$  is such that  $\sum_{j=1}^I q_j^{(i)} = 1$ .  $Z$  is distributed multivariate normal.

**Corollary 7.8.** (*Equilibrium AD Prices*)

The equilibrium AD prices  $P^*(\cdot, \omega; s_i)$  conditional on  $s_i$  is distributed as  $P^*(\cdot, \omega; s_i) \stackrel{d}{\sim} \sum_{j=1}^I q_j^{(i)} \eta(\cdot, s_j)$  where  $q^{(i)}$  is as in Proposition 7.7. Therefore, the expected equilibrium AD prices  $\bar{P}^*(\cdot; s_i)$  are

$$\bar{P}^*(\cdot; s_i) = \sum_{j=1}^I \mathbb{E}[q_j^{(i)}] \eta(\cdot, s_j). \quad (41)$$

The **information efficiency** of AD prices is characterized by the weight  $\mathbb{E}[q_i^{(i)}]$  of the true payoff distribution  $\eta(\cdot, s_i)$  in the expected equilibrium AD prices (41).

**Corollary 7.9.** *The information efficiency  $\mathbb{E}[q_i^{(i)}]$  of AD prices depends only on the number of signals. In particular, it is independent of the possible payoff distributions and noise trading intensity.*

**Remark 7.10.** *Corollary 7.9 states a basic property of complete markets with respect to price discovery—the information efficiency of contingent claim prices depends only on the dispersion of market belief but not the payoffs specified by that belief. In other words, the extent to which information is impounded into prices is invariant with respect to the nature of information. As the insider’s trades (co-)vary across states according to his information intensity, the market maker correctly anticipates their (co-)variations and equilibrates prices to incorporate the former’s private information to the extent characterized by  $\mathbb{E}[q_i^{(i)}]$  independent of the information being traded on.<sup>46</sup> This invariance result can be viewed as the price discovery counterpart of risk sharing in complete markets, where market prices equilibrate to allocate risk efficiently independent of the idiosyncratic risks being hedged by agents.*

Figure 7a shows that  $\mathbb{E}[q_i^{(i)}]$  is a decreasing convex function of the number of signals  $I$ . We record this as a proposition.

**Proposition 7.11.** *The information efficiency of prices decreases as  $I$  increases. The marginal effect of  $I$  on information efficiency is diminishing.*

Proposition 7.11 is very intuitive. Higher dispersion of the market’s prior belief means less information is inferred from trades and therefore lower information efficiency. The marginal effect is diminishing because, as the insider scales up his demand to exploit higher prior uncertainty in the market, the increased variation of his demand also reveals some of his information to partially offset the information efficiency loss. Taking this statement to the limit  $I \rightarrow \infty$  gives a canonical lower bound on information efficiency.

**Proposition 7.12.** *As  $I \rightarrow \infty$ , the information efficiency measure  $\mathbb{E}[q_i^{(i)}]$  approaches a canonical lower bound  $\rho > 0$*

---

<sup>46</sup>While the amount of information inferred by the market is invariant, the nature of the information inferred depends on that of the insider’s private information.

Figure 7b shows the (expected) posterior log-likelihood ratio  $\log \frac{\mathbb{E}[q_i^{(i)}]}{(I-1) \cdot \mathbb{E}[q_{-i}^{(i)}]}$  of observed signal  $s_i$  versus all the other signals as a function of  $I$ .<sup>47</sup> As  $I \rightarrow \infty$ ,  $\log \frac{\mathbb{E}[q_i^{(i)}]}{(I-1) \cdot \mathbb{E}[q_{-i}^{(i)}]} \rightarrow -\kappa$  for some canonical constant  $\kappa > 0$ . This implies that  $\mathbb{E}[q_i^{(i)}] \approx \frac{(I-1)e^{-\kappa}}{(I-1)e^{-\kappa} + (I-1)}$  as  $I \rightarrow \infty$ . Therefore the information efficiency lower bound  $\rho$  of Proposition 7.12 is given by  $\rho = \lim_{I \rightarrow \infty} \mathbb{E}[q_i^{(i)}] = \frac{e^{-\kappa}}{e^{-\kappa} + 1}$ .

The existence of a canonical lower bound on information efficiency is consistent with the comparative statics of the endogenous constant  $\alpha^*$ .  $\alpha^*(I)$  is increasing and concave with respect to  $I$  and approaches a limit as  $I \rightarrow \infty$  (as shown in Figure 2). As the market's prior uncertainty increases, the marginal loss in information efficiency is the insider's marginal gain in his information advantage. The insider faces diminishing marginal gain as he scales up his demand. Therefore, the marginal loss in information efficiency is also diminishing. Eventually, the insider's marginal gain reaches zero, he stops scaling up, and information efficiency reaches its lower bound.

## 8 Discussion

### 8.1 Empirical Considerations

**Higher-Moment Adverse Selection** The empirical literature has often fallen back on the Black-Scholes implied volatility to express the volatility information contained in option prices (see, for example, Goyal and Saretto (2009)). This is an ad hoc approach because in the Black-Scholes model volatility is constant and options are redundant. Our theory posits an empirical measure of the information content of option prices that is microfounded and can be systematically applied to any given moment. Namely, higher-moment adverse selection in option markets can be measured by the *cross price impact between the options implementing the corresponding informed demand*. In other words, higher-moment information can be backed out from option cross price impact. For instance, under the volatility specification of Example 7.2, adverse selection with respect to volatility in option markets is measured by the cross price impact between the put-call pair in the straddle. When the cross price impact is high between the put-call pair in the long-volatility straddle, the market maker adverse-selects with respect to volatility, and volatility is underpriced.

**Predictability of Return Higher Moments** The adverse selection measures give rise to empirical hypotheses regarding the predictability of higher moments of the underlying return. In the case of volatility, this corresponds to Proposition 7.6:

**Hypothesis 8.1.** *Higher cross price impact between the options in a straddle (resp. butterfly) predicts an increase (resp. decrease) in the volatility of the underlying return.*

<sup>47</sup>The subscript  $-i$  denotes any given  $j$  with  $j \neq i$ .

Similarly, under the specification of Example 7.3, higher cross price impact between the long-short pair in the insider’s option strategy for trading on right-skewness predicts an increase in the skewness of the underlying return. Beyond the option strategies demonstrated in Examples 7.2 and 7.3, the informed demand formula (37) prescribes option strategies for trading on any given moment. Therefore, the informed demand formula and the cross price impact formula of Corollary 7.5 together yield the following general hypothesis.

**Hypothesis 8.2.** *The cross price impact between appropriately specified options predicts the corresponding moments of the underlying return.*<sup>48</sup>

If the cross price impact between the options implementing a prescribed strategy in Hypothesis 8.2 predicts the corresponding moment, the prescribed strategy should generate a positive return. For example, if the cross price impact between the put-call pair in a straddle predicts future volatility, the straddle should generate a positive return. The same consideration applies to higher-order moments in general. In turn, if the prescribed option strategies generate positive returns, it means that mispricing of higher moments across option markets is corrected over time as higher-moment price discovery takes place. An interesting question is the extent to which this holds empirically. It may hold only up to a certain number of moments, which delineates the extent to which higher-moment price discovery takes place. It may hold only up to a certain predictive horizon, which delineates the frequency at which higher-moment price discovery takes place. Or, Hypothesis 8.2 may be rejected for certain (e.g., lower-order) moments because option markets are already efficient with respect to those moments.

**Question 8.3.** *What are the moments for which the prescribed option strategies in Hypothesis 8.2 generate positive returns? At which trading horizon? In other words, to what extent does higher-order moment price discovery take place in option markets, and at what frequency?*

**Cross-Section of Option Returns** Considering the higher-moment predictability of Hypothesis 8.2 in the cross-sectional (instead of time series) sense suggests a set of candidate price discovery factors for the cross-section of option returns.

**Conjecture 8.4.** *Systematic factors for the cross-section of option returns may be constructed using those prescribed option portfolios for trading on higher moments which generate positive returns.*<sup>49</sup>

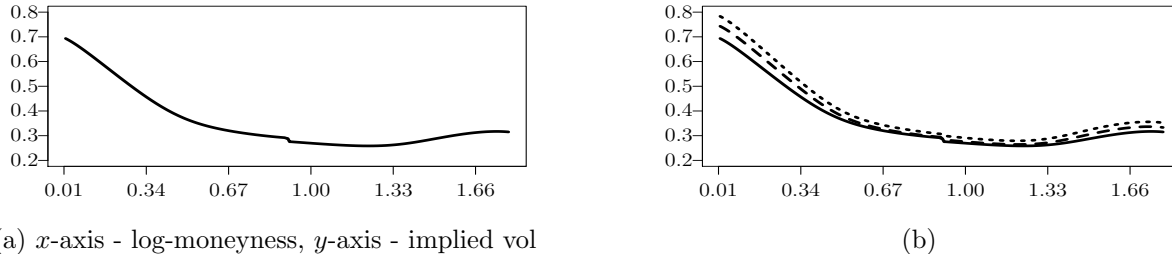
Other candidate factors that reflect beyond-expected-payoff price discovery across option markets can be constructed similarly. This set of candidate factors is distinct from those that have previously

---

<sup>48</sup>The hypothesis may be tested by regressing realized moments (e.g., squared returns in the case of volatility) on the lagged cross price impact between prescribed option contracts (e.g., the put-call pair in a straddle).

<sup>49</sup>The candidate factors may be constructed by sorting prescribed option portfolios according to the cross price impact between options in the portfolio and forming long-short portfolios as factors—for example, sorting straddles according to the cross price impact between the constituent put-call pair into, say, deciles and forming long-short 10–1 portfolios.

been proposed as possible determinants of option returns, such as underlying stock characteristics (Bali and Murray (2013), Cao and Han (2013), and Zhan et al. (2022)) or liquidity measures (Christoffersen et al. (2018)).



**Figure 8: The Insider Smile (Smirk)** Figure 8a shows the strike structure of the implied volatility of the equilibrium option prices in the parametric setting of Example 7.2. For a realization  $\omega$  of order flow, we use the pricing kernel  $P^*(\cdot, \omega; s_1)$  to compute the out-of-the-money option prices over the strikes  $K \in [\underline{x}, \bar{x}]$ . Given the option prices, we then compute the corresponding implied volatilities  $(\sigma_{IV}(\omega, K))_{K \in [\underline{x}, \bar{x}]}$ . This is done for 1000 realizations of  $\omega$ . The plot shows the resulting sample average of implied volatilities over log-moneyness. (The time-to-maturity parameter is set to 1. The risk-free rate and dividend yield are set to zero.) Figure 8b shows the insider smiles corresponding to  $\sigma_1 = 0.25$  (same solid line as in Figure 8a), 0.3 (dashed line), and 0.35 (dotted line).

## 8.2 The Insider Smile

The strike structures of the Black-Scholes implied volatilities are known to exhibit the “volatility smile (smirk),” which points to the misspecification of the Black-Scholes model. Our results show that the volatility smile arises through volatility price discovery, which is absent in Black-Scholes-type frameworks.

Consider the setting of Example 7.2 with the insider trading on high volatility. The strike structure of the implied volatility of the equilibrium option prices is shown in Figure 8a. The implied volatilities form an *insider smile* that matches a typical observed volatility smile (with skewness towards lower strikes). The intuition of the insider smile is simple. As the insider trades on high volatility, he buys options that pay off at deep in-the-money and out-of-the-money strikes, e.g., a straddle. The resulting price impact pushes up the prices of options at such strikes. In this case, the within-strike price impact is amplified further cross-strike because the payoffs at in-the-money and out-of-the-money strikes are positively correlated (see, e.g., the strikes  $x$  and  $z$  indicated in Figure 4). Since the implied volatility is increasing with respect to option price, this leads to higher implied volatilities as strikes move away from being at-the-money and forms in a smile. In other words, the volatility smile is a representation of the volatility information contained in cross-strike price impact.

Figure 8b shows the insider smiles under different values of the high volatility signal. The insider smile becomes more convex as the true volatility, privately known to the insider, increases. This is

because, under a higher volatility signal, the covariance of payoffs between in-the-money and out-of-the-money strikes increases at a faster rate as the strikes move away from being at-the-money. Therefore, the cross-strike price impact also increases at a faster rate, causing the insider smile to become more convex.

### 8.3 Risk Aversion

If the insider is risk-averse with utility function  $U$ , his portfolio choice problem (17) conditional on observing signal  $s$  becomes

$$\max_{W(\cdot) \in C^\delta[x, \bar{x}]} \mathbb{E}^{\mathbb{P}^W} \left[ \int_x^{\bar{x}} \eta(x, s) \cdot U \left( W(x) - P(x, \omega; \widetilde{W}) \right) dx \right].$$

In the characterization of his marginal utility functional  $\partial J(W; \widetilde{W}, s)(\cdot)$  of Theorem 5.2, the marginal payoff  $\eta(\cdot, s)$  becomes the marginal utility-weighted payoff,  $\mathbb{E}^{\mathbb{P}^W} [\eta(\cdot, s) \cdot U'(W(\cdot) - P(\cdot, \omega; \widetilde{W}))]$ . The marginal disutility still decomposes into an Arrow-Debreu term, which now reflects risk-sharing between agents, and a price impact term.

More generally, when both agents are risk-averse, the insider's first-order condition equalizes the marginal utility-weighted payoff with (up to a Lagrange multiplier) the sum of the marginal disutility at current price—under a pricing kernel adjusted for the market maker's risk-aversion—conditional on no price impact and the marginal disutility from price impact. With risk-averse agents, the Arrow-Debreu prices aggregate risk as well as information.

## 9 Conclusion

This paper offers a first step towards articulating a general theory of price discovery for derivatives. We have laid down a basic framework of price discovery across contingent claim markets and characterized the economic mechanism through which contingent claim prices jointly incorporate information. This framework advances the theory of informed trading to derivatives and general distributional information. Our results explain empirical practice and stylized facts, bridge the gap with the empirical literature, and yield new empirical questions. Special cases and possible extensions are of further interest. The insider smile can be calibrated with respect to data to obtain quantitative implications. Developing the case of risk-averse agents would incorporate both the price discovery and risk sharing aspects of derivatives. Our methodology provides tools to explore these avenues of future research.

# A Appendix

## A.1 Mathematical Assumptions

For  $\delta > 0$ , recall the Hölder space  $C^\delta([\underline{x}, \bar{x}], \mathbb{R})$  consists of  $\delta$ -Hölder continuous elements of  $C([\underline{x}, \bar{x}], \mathbb{R})$ , equipped with the Hölder seminorm  $[f]_\delta = \sup_{x \neq y} \frac{|f(x) - f(y)|}{|x - y|^\delta}$ . The market maker's and insider's problems are formulated under the following assumptions.

### Assumption A.1.

Let  $\mathcal{F}$  be the Borel  $\sigma$ -field generated by the uniform norm  $\|\cdot\|_\infty$  on  $\Omega = C([\underline{x}, \bar{x}], \mathbb{R})$ ,  $\mathbb{P}_0$  be the probability measure on the measurable space  $(\Omega, \mathcal{F})$  such that the canonical process  $x \mapsto \omega_x$  has the same probability law as  $(\sigma(x)B_x)$ .

Fix  $\gamma \in (\frac{1}{3}, \frac{1}{2})$  and  $\delta \in (0, 1]$  with  $\delta + \gamma > 1$ . Let  $C^\delta([\underline{x}, \bar{x}], \mathbb{R})$  and  $C^\gamma([\underline{x}, \bar{x}], \mathbb{R})$  be the corresponding Hölder spaces, and  $\Omega_\gamma = \{\omega \in \Omega : \omega(0) = 0 \text{ and } \omega \in C^\gamma([\underline{x}, \bar{x}], \mathbb{R})\}$ . The restriction of  $\mathbb{P}_0$  to  $\Omega_\gamma$  will be denoted by  $\mathbb{P}_{0,\gamma}$ .

(i) For every  $s \in S$ , the insider's portfolio of contingent claims  $W(\cdot, s) : [\underline{x}, \bar{x}] \rightarrow \mathbb{R}$  lies in  $C^\delta([\underline{x}, \bar{x}], \mathbb{R})$ .

(ii) Possible realization  $\omega$  of total order flow across states lies in the measurable space  $(\Omega_\gamma, \mathcal{F}_\gamma)$ , where  $\mathcal{F}_\gamma = \mathcal{F} \cap \Omega_\gamma$ .

(iii) The insider's strategy  $s \mapsto W(\cdot, s)$ ,  $S \rightarrow (C^\delta[\underline{x}, \bar{x}], \mathbb{R})$ , is continuous.<sup>50</sup>

(iv) The (squared) noise trading intensity  $\sigma^2(\cdot)$  across AD markets lies in  $C^\delta([\underline{x}, \bar{x}], \mathbb{R})$  and  $\sigma^2(x) > 0$  for all  $x$ .

The condition  $\delta + \gamma > 1$  in Assumption A.1 ensures that the integrand  $W(\cdot, s)$  and integrator  $\omega$  together have sufficient pathwise (Hölder) regularity to define a pathwise integral. This condition means that  $W(\cdot, s)$  and  $\omega$  jointly satisfy a regularity condition that is infinitesimally stronger than Lipschitz continuity.<sup>51</sup> Assumption A.1(i) imposes Hölder  $\delta$ -continuity in  $x$  on  $W(x, s)$ . Assumption A.1(ii) replaces the underlying probability space  $(\Omega, \mathcal{F}, \mathbb{P}_0)$  by  $(\Omega_\gamma, \mathcal{F}_\gamma, \mathbb{P}_{0,\gamma})$ , where Hölder  $\gamma$ -continuity holds for the sample paths. This is without loss of generality because  $\Omega_\gamma \in \mathcal{F}$  and  $\mathbb{P}_0(\Omega_\gamma) = 1$ .<sup>52</sup>

Assumption A.1(iii) assumes continuity of insider's strategy with respect to signal  $s$ . This imposes no constraint on the insider's strategy when  $\eta(\cdot, s)$  is continuous in  $s$ . Assumption A.1(iv) assumes that noise traders are present in all AD markets. If noise traders are absent in a neighborhood of states, there would be no trade in that neighborhood of states.

**Lemma A.1.** *Under Assumption A.1, the following holds for the market maker's Bayesian inference problem.*

<sup>50</sup>The topology on  $S$  is the same topology that generates the Borel  $\sigma$ -field on  $S$ .

<sup>51</sup>Having a Hölder exponent strictly larger than one can be interpreted as infinitesimal stronger than being Lipschitz.

<sup>52</sup> $\mathbb{P}_0(\Omega_\gamma) = 1$  because Brownian paths lie in  $C^{\frac{1}{2}-\epsilon}([\underline{x}, \bar{x}], \mathbb{R})$  for any  $\epsilon \in (0, \frac{1}{2})$ .



(i) (Pathwise Integral) For all  $\omega \in \Omega_\gamma$ ,  $W \in C^\delta([x, \bar{x}], \mathbb{R})$ , and  $x \in [x, \bar{x}]$ , the limit of Riemann sums

$$\int_{\underline{x}}^x \frac{W_y}{\sigma^2(y)} d\omega_y \equiv \lim_{\substack{\max_k |x_{k+1} - x_k| \rightarrow 0 \\ \underline{x} = x_0 < \dots < x_n = \bar{x}}} \sum_{k=0}^{n-1} \frac{W_{x_k}}{\sigma^2(x_k)} \cdot [\omega_{x_{k+1} \wedge x} - \omega_{x_k \wedge x}]$$

exists and therefore defines an  $\omega$ -by- $\omega$  Riemann integral.

(ii) (Joint Measurability of Data and Parameter) The map

$$\underbrace{(\omega, W)}_{(\text{data, parameter})} \mapsto \int_{\underline{x}}^{\bar{x}} \frac{W_x}{\sigma^2(x)} d\omega_x, \quad (\Omega_\gamma, [\cdot]_\gamma) \times C^\delta([x, \bar{x}], \mathbb{R}) \rightarrow \mathbb{R},$$

is continuous—in particular, measurable.

(iii) (Conditional Likelihood of Data) For all  $x \in [x, \bar{x}]$  and  $W \in C^\delta([x, \bar{x}], \mathbb{R})$ , there exists a  $\mathbb{P}_{0,\gamma}$ -null set  $N$ , which may depend on  $x$  and  $W$ , such that, for all  $\omega \in \Omega_\gamma \setminus N$ ,

$$\int_{\underline{x}}^x \frac{W_y}{\sigma^2(y)} d\omega_y = \left[ \int_{\underline{x}}^x \frac{W_y}{\sigma^2(y)} dB_y \right] (\omega),$$

where the integral on the left-hand side is the pathwise integral defined in (i) and the integral on the right-hand side is a version of the Itô integral.

*Proof.* (i) We note first that Hölder continuity is preserved by taking quotients when the denominator is bounded away from zero. Let  $W, \sigma \in C^\delta([x, \bar{x}], \mathbb{R})$  with  $\min_{x \in [x, \bar{x}]} \sigma(x) > \alpha > 0$  for some  $\alpha > 0$ . Then

$$\begin{aligned} \left| \frac{W(y)}{\sigma(y)} - \frac{W(x)}{\sigma(x)} \right| &\leq \frac{|\sigma(x)| |W(y) - W(x)| + |W(x)| |\sigma(y) - \sigma(x)|}{|\sigma(y)| |\sigma(x)|} \\ &\leq \frac{\|W\|_\infty [W]_\gamma + \|\sigma\|_\infty [\sigma]_\gamma}{\alpha^2} \cdot |y - x|^\delta, \end{aligned}$$

which implies  $\frac{W}{\sigma} \in C^\delta([x, \bar{x}], \mathbb{R})$ . Therefore it suffices to prove the claim with  $W$  in place of  $\frac{W}{\sigma}$ .

Given  $\alpha, \beta > 0$ , we shall consider the space  $C_2^{\alpha, \beta}([x, \bar{x}], \mathbb{R})$  of all functions  $\Xi$  from  $\{(y, x) : x \leq y \leq x \leq \bar{x}\}$  to  $\mathbb{R}$  with seminorm

$$\begin{aligned} [\Xi]_{\alpha, \beta} &\equiv \underbrace{[\Xi]_\alpha}_{\equiv \sup_{y < x} \frac{|\Xi_{y,x}|}{(x-y)^\alpha}} + \sup_{y < r < x} \frac{|\Xi_{y,x} - \Xi_{y,r} - \Xi_{r,x}|}{|x - y|^\beta} < \infty. \end{aligned}$$

For  $\omega \in \Omega_\gamma$  and  $W \in C^\delta([x, \bar{x}], \mathbb{R})$ , define  $\Xi^{\omega, W}$  by

$$\Xi_{y,x}^{\omega, W} \equiv W_y \cdot (\omega_x - \omega_y).$$

Since  $|\Xi_{y,x}^{\omega,W}| \leq [\omega]_\gamma |x - y|^\gamma$  and, for  $\underline{x} \leq y \leq r \leq x \leq \bar{x}$ ,

$$|\Xi_{y,x}^{\omega,W} - \Xi_{y,r}^{\omega,W} - \Xi_{r,x}^{\omega,W}| = |(W_y - W_r) \cdot (\omega_x - \omega_r)| \leq [W]_\delta [\omega]_\gamma |x - y|^{\gamma+\delta},$$

we have  $\Xi^{\omega,W} \in C_2^{\gamma,\gamma+\delta}([\underline{x}, \bar{x}], \mathbb{R})$ . Thus, because  $\gamma \leq 1 < \gamma + \delta$ , it follows from the Sewing Lemma of Friz and Hairer (2020) that the limit of Riemann sums

$$\lim_{\substack{\max_k |x_{k+1} - x_k| \rightarrow 0 \\ \underline{x} = x_0 < \dots < x_n = \bar{x}}} \sum_{k=0}^{n-1} W_{x_k} \cdot [\omega_{x_{k+1} \wedge x} - \omega_{x_k \wedge x}]$$

exists. This proves the claim.

(ii) We will prove the continuity of the map<sup>53</sup>

$$(\omega, W) \mapsto \int_0^\bullet W_t d\omega_t, \quad (\Omega_\gamma, [\cdot]_\gamma) \times C^\delta([\underline{x}, \bar{x}], \mathbb{R}) \rightarrow C^\gamma([\underline{x}, \bar{x}], \mathbb{R}).$$

By the Sewing Lemma quoted in (i), it suffices to check the continuity of

$$(\omega, W) \mapsto \Xi^{\omega,W}, \quad (\Omega_\gamma, [\cdot]_\gamma) \times C^\delta([\underline{x}, \bar{x}], \mathbb{R}) \rightarrow C_2^{\gamma,\gamma+\delta}([\underline{x}, \bar{x}], \mathbb{R}).$$

Given  $\omega, \tilde{\omega} \in \Omega_\gamma$ ,  $W, \tilde{W} \in C^\delta([\underline{x}, \bar{x}], \mathbb{R})$ ,

$$\begin{aligned} & \left| (\Xi_{y,x}^{\omega,W} - \Xi_{y,r}^{\omega,W} - \Xi_{r,x}^{\omega,W}) - (\Xi_{y,x}^{\tilde{\omega},\tilde{W}} - \Xi_{y,r}^{\tilde{\omega},\tilde{W}} - \Xi_{r,x}^{\tilde{\omega},\tilde{W}}) \right| \\ &= \left| (W_y - W_r) \cdot (\omega_x - \omega_r) - (\tilde{W}_y - \tilde{W}_r) \cdot (\tilde{\omega}_x - \tilde{\omega}_r) \right| \\ &\leq [W - \tilde{W}]_\delta [\omega]_\gamma |x - y|^{\gamma+\delta} + [\tilde{W}]_\delta [\omega - \tilde{\omega}]_\gamma |x - y|^{\gamma+\delta}. \end{aligned}$$

Therefore (below we use the Hölder norm  $\|\cdot\|_W$  instead of the seminorm  $[\cdot]_W$ )

$$\begin{aligned} \left| \Xi_{y,x}^{\omega,W} - \Xi_{y,x}^{\tilde{\omega},\tilde{W}} \right| &= \left| W_y \cdot (\omega_x - \omega_y) - \tilde{W}_y \cdot (\tilde{\omega}_x - \tilde{\omega}_y) \right| \\ &\leq \|W\|_\infty [\omega]_\gamma |x - y|^\gamma + \|W - \tilde{W}\|_\delta \cdot (b^\delta \vee 1) [\tilde{\omega}]_\gamma |x - y|^\gamma. \end{aligned}$$

This proves the claim.

(iii) Let  $\int_{\underline{x}}^x W_y dB_y$  be a given version of the Itô integral. By the continuity of  $W$ , the chosen version

---

<sup>53</sup>This is a stronger property than that stated in Lemma A.1(ii).

is a probability limit (see Revuz and Yor (2013))

$$\int_{\underline{x}}^x W_y dB_y = \lim_{\substack{\max_k |x_{k+1} - x_k| \rightarrow 0 \\ a=x_0 < \dots < x_n = x}} \sum_{k=0}^{n-1} W_{x_k} \cdot [B_{x_{k+1} \wedge x} - B_{x_k \wedge x}] \quad \text{in } \mathbb{P}_{0,\gamma}\text{-probability.}$$

Then one can pass to a subsequence of the (implicitly given) sequence of partitions such that, for  $\mathbb{P}_{0,\gamma}$ -a.a.  $\omega \in \Omega_\gamma$  (where we use the same notation for the subsequence),

$$\left[ \int_{\underline{x}}^x W_y dB_y \right] (\omega) \equiv \lim_{\substack{\max_k |x_{k+1} - x_k| \rightarrow 0 \\ \underline{x} = x_0 < \dots < x_n = x}} \sum_{k=0}^{n-1} W_{x_k} \cdot [\omega_{x_{k+1} \wedge x} - \omega_{x_k \wedge x}] = \int_{\underline{x}}^x W_y d\omega_y.$$

This proves the claim.  $\square$

## A.2 Proof of Theorem 4.1

**Claim A.1.** *Under Assumption A.1, let  $W \in C^\delta([\underline{x}, \bar{x}], \mathbb{R})$  and  $\mathbb{P}_W$  be the probability measure on the measurable space  $(\Omega_\gamma, \mathcal{F}_\gamma)$  defined by the Radon-Nikodym density*

$$\frac{d\mathbb{P}_W}{d\mathbb{P}_{0,\gamma}} = e^{\int_{\underline{x}}^{\bar{x}} \frac{W_x}{\sigma^2(x)} d\omega_x - \frac{1}{2} \int_{\underline{x}}^{\bar{x}} \frac{W_x^2}{\sigma^2(x)} dx} \quad (\text{A.1})$$

where  $\int_{\underline{x}}^{\bar{x}} \frac{W_x}{\sigma^2(x)} d\omega_x$  is the pathwise integral defined in Lemma A.1(i). Then the canonical process on  $(\Omega_\gamma, \mathcal{F}_\gamma, \mathbb{P}_W)$  has the same law as

$$W_x dx + \sigma(x) dB_x$$

where  $(B_x)$  is a standard Brownian motion.

*Proof.* This follows immediately from Lemma A.1(iii).  $\square$

**Proof of Theorem** It suffices to prove (i), after which (ii) follows trivially. Consider the probability space  $(C^\gamma([\underline{x}, \bar{x}], \mathbb{R}), \mathcal{G}, \mathbb{P}_{0,\gamma})$  where the  $\sigma$ -field  $\mathcal{G}$  is the Borel  $\sigma$ -field given by the uniform norm, and  $\mathbb{P}_{0,\gamma}$  is such that the canonical process has the same law as  $(\sigma(x)B_x)$ .

Under Assumption A.1(i), (iii), and (iv), we have by Lemma A.1(i) that the expression  $\pi_1(ds, \omega; \widetilde{W})$  is well-defined for each  $\omega \in C^\gamma([\underline{x}, \bar{x}], \mathbb{R})$ . By Claim A.1, under the probability measure  $\mathbb{P}_{\widetilde{W}(\cdot, s)}$  defined by the Radon-Nikodym density

$$\frac{d\mathbb{P}_{\widetilde{W}(\cdot, s)}}{d\mathbb{P}_{0,\gamma}} = e^{\int_{\underline{x}}^{\bar{x}} \frac{\widetilde{W}(x,s)}{\sigma^2(x)} d\omega_x - \frac{1}{2} \int_{\underline{x}}^{\bar{x}} \frac{\widetilde{W}(x,s)^2}{\sigma^2(x)} dx},$$

the canonical process on  $C^\gamma([\underline{x}, \bar{x}], \mathbb{R})$  has the same law as  $\widetilde{W}(x, s)dx + \sigma(x)dB_x$ . Therefore the proba-

bility measure on  $C^\gamma([x, \bar{x}], \mathbb{R}) \times S$  defined by

$$\left( e^{\int_x^{\bar{x}} \frac{\widetilde{W}(x,s)}{\sigma^2(x)} d\omega_x - \frac{1}{2} \int_x^{\bar{x}} \frac{\widetilde{W}(x,s)^2}{\sigma^2(x)} dx} \cdot \mathbb{P}_{0,\gamma}(d\omega) \right) \otimes \pi_0(ds) = e^{\int_x^{\bar{x}} \frac{\widetilde{W}(x,s)}{\sigma^2(x)} d\omega_x - \frac{1}{2} \int_x^{\bar{x}} \frac{\widetilde{W}(x,s)^2}{\sigma^2(x)} dx} \cdot \mathbb{P}_{0,\gamma}(d\omega) \otimes \pi_0(ds)$$

correctly specifies the intended joint probability law of  $(\omega, s)$  according to the market maker's belief  $\widetilde{W}(\cdot, \cdot)$ .

By Lemma A.1(ii),  $e^{\int_x^{\bar{x}} \frac{\widetilde{W}(x,s)}{\sigma^2(x)} d\omega_x - \frac{1}{2} \int_x^{\bar{x}} \frac{\widetilde{W}(x,s)^2}{\sigma^2(x)} dx}$  is jointly measurable in  $(\omega, s)$ . Therefore, an application of Fubini-Tonelli Theorem shows that  $\{\pi_1(ds, \omega; \widetilde{W})\}_{\omega \in C^\gamma([x, \bar{x}], \mathbb{R})}$  is the  $\omega$ -disintegration of the family  $\{\mathbb{P}_{\widetilde{W}(\cdot, s)}\}_{s \in S}$  where  $\mathbb{P}_{\widetilde{W}(\cdot, s)}$  is the probability law of order flow conditional on  $s$  according to market maker belief  $\widetilde{W}(\cdot, \cdot)$ . In other words,  $\pi_1(ds, \omega; \widetilde{W})$  specifies the market maker's posterior probability measure on  $S$  conditional on  $\omega$ , with the normalizing random variable  $C(\omega; \widetilde{W})$  being given by

$$C(\omega; \widetilde{W}) = \int_S e^{\int_x^{\bar{x}} \frac{\widetilde{W}(x,s')}{\sigma^2(x)} d\omega_x - \frac{1}{2} \int_x^{\bar{x}} \frac{\widetilde{W}(x,s')^2}{\sigma^2(x)} dx} \cdot \pi_0(ds').$$

This proves the theorem.

### A.3 Proof of Theorem 5.2

To make the dependence of expected AD price  $\overline{P}(x, W; \widetilde{W})$  (defined in (17)) on  $W$  more explicit, we write

$$\begin{aligned} \overline{P}(x, W; \widetilde{W}) &= \mathbb{E}^{\mathbb{P}_W}[P(x, \omega; \widetilde{W})] \\ &= \mathbb{E}^{\mathbb{P}_W}\left[\int_S \eta(x, s) \pi_1(ds, \omega; \widetilde{W})\right] \\ &= \mathbb{E}^{\mathbb{P}_W}\left[\int_S \eta(x, s) e^{\mathcal{I}(\omega, s; \widetilde{W})} \pi_0(ds) / C(\omega; \widetilde{W})\right] \\ &= \mathbb{E}^{\mathbb{P}_{0,\gamma}}\left[\int_S \eta(x, s) e^{\mathcal{I}(\omega, s; \widetilde{W})} e^{\int_x^{\bar{x}} \frac{\widetilde{W}(x',s)W(x')}{\sigma^2(x')} dx'} \cdot \pi_0(ds) / C'(\omega; \widetilde{W})\right], \end{aligned} \quad (\text{A.2})$$

where

$$\mathcal{I}(\omega, s; \widetilde{W}) = \int_x^{\bar{x}} \frac{\widetilde{W}(x, s)}{\sigma^2(x)} d\omega_x - \frac{1}{2} \int_x^{\bar{x}} \frac{\widetilde{W}(x, s)^2}{\sigma^2(x)} dx \quad (\text{A.3})$$

and

$$C'(\omega; \widetilde{W}) = \int_S e^{\mathcal{I}(\omega, s'; \widetilde{W})} e^{\int_x^{\bar{x}} \frac{\widetilde{W}(x',s')W(x')}{\sigma^2(x')} dx'} \pi_0(ds'). \quad (\text{A.4})$$

The equality (A.2) follows from the fact that the law of the canonical process  $x \mapsto \omega_x$  under  $\mathbb{P}_W$  is the same as the law of  $x \mapsto \int_0^x W(x') dx' + \omega_x$  under  $\mathbb{P}_{0,\gamma}$ .

The verification of  $\partial J_p$  is immediate because the Gâteaux derivative of the payoff functional  $W \mapsto$

$\int_{\underline{x}}^{\bar{x}} W(x)\eta(x, s)ds$  is trivially identified with  $\eta(\cdot, s)$ . We consider the cost functional

$$J_c(W) = \int_{\underline{x}}^{\bar{x}} W(x) \cdot \bar{P}(x, W; \widetilde{W}) dx.$$

Let  $v \in C^\delta([\underline{x}, \bar{x}], \mathbb{R})$  and define

$$f(\varepsilon) = J_c(W + \varepsilon v).$$

The Gâteaux derivative (marginal cost functional)  $\partial J_c(W)$  of  $J_c(W)$  evaluated at  $v$  can be computed by invoking the Dominated Convergence Theorem and differentiating under the integral signs:

$$\begin{aligned} \partial J_c(W) &= f'(0) \\ &= \int_{\underline{x}}^{\bar{x}} v(x) \cdot \bar{P}(x, W; \widetilde{W}) dx + \int_{\underline{x}}^{\bar{x}} W(x) g(x) dx \end{aligned} \quad (\text{A.5})$$

for some function  $g(x)$ . The first integral in (A.5) verifies the AD term  $\partial J_{AD}(W)(v)$  of Equation (19). It remains to show the price impact term  $\partial J_K(W)(v)$  of Equation (20) is the second integral in (A.5).

The function  $g(x)$  is of the form  $\mathbb{E}^{\mathbb{P}_{0,\gamma}}[\psi(\omega; x, \widetilde{W})]$ . The random variable  $\psi(\omega; x, \widetilde{W})$  defined on  $\Omega_\gamma$  is given by

$$\int_S \eta(x, s) \frac{C'(\omega; \widetilde{W}) l(s, \omega; \widetilde{W}) \int_{\underline{x}}^{\bar{x}} \frac{\widetilde{W}(x', s)}{\sigma^2(x')} v(x') dx' - l(s, \omega; \widetilde{W}) \int_S l(s', \omega; \widetilde{W}) \int_{\underline{x}}^{\bar{x}} \frac{\widetilde{W}(x', s')}{\sigma^2(x')} v(x') dx' \pi_0(ds')}{C'(\omega; \widetilde{W})^2} \pi_0(ds)$$

where

$$C'(\omega; \widetilde{W}) = \int_S e^{\int_{\underline{x}}^{\bar{x}} \frac{\widetilde{W}(x', s') W(x')}{\sigma^2(x')} dx' + \dots} \pi_0(ds') = \int_S l(s', \omega; \widetilde{W}) \pi_0(ds')$$

is the posterior normalization constant of the market maker's posterior under the probability measure  $\mathbb{P}_{0,\gamma}$ , and

$$l(s, \omega; \widetilde{W}) = e^{\int_{\underline{x}}^{\bar{x}} \frac{\widetilde{W}(x', s) W(x')}{\sigma^2(x')} dx' + \dots} \quad (\text{A.6})$$

is the likelihood of  $\omega$  under  $\mathbb{P}_{0,\gamma}$ . For clarity of notation, in (A.6) we have put “ $\dots$ ” for terms not relevant for this calculation. We note that

$$\frac{l(s, \omega; \widetilde{W}) \pi_0(ds)}{C'(\omega; \widetilde{W})}$$

is the market maker's posterior condition on  $\omega$ . It is clear that  $\psi(\omega; x, \widetilde{W})$  is the difference between the posterior expectation of the product of  $\eta(x, \cdot)$  and  $\int_{\underline{x}}^{\bar{x}} \frac{\widetilde{W}(x', \cdot)}{\sigma^2(x')} v(x') dx'$  and the product of their posterior expectations. In other words,  $\psi(\omega; x, \widetilde{W})$  is the posterior covariance between these two quantities. This verifies the price impact term  $\partial J_K(W)(v)$  of Equation (20) and proves the theorem.

## A.4 Proof of Theorem 6.3

For order flow  $\omega \in \Omega_\gamma$ , define  $B(\omega)$  to be the vector  $(\int_{\underline{x}}^{\bar{x}} \frac{\eta(x, s_i)}{\sigma^2} d\omega_x)_{i=1, \dots, I} \in \mathbb{R}^I$ . In terms of  $d$  and  $\tilde{D}$  (the latter as defined in (24)), the general market maker posterior over signals  $\pi_1(ds, \omega; \tilde{W})$  obtained in Theorem 4.1(i) can be written explicitly as the probability mass function

$$\pi_1(i, \omega, d; \tilde{D}) = \frac{e^{(\tilde{d}^{(i)})^T \mathbf{L}^2 d + (\tilde{d}^{(i)})^T B(\omega) - \frac{1}{2} (\tilde{d}^{(i)})^T \mathbf{L}^2 \tilde{d}^{(i)}}}{\sum_{j=1}^I e^{(\tilde{d}^{(j)})^T \mathbf{L}^2 d + (\tilde{d}^{(j)})^T B(\omega) - \frac{1}{2} (\tilde{d}^{(j)})^T \mathbf{L}^2 \tilde{d}^{(j)}}}, \quad i = 1, \dots, I \quad (\text{A.7})$$

on  $S$ . For the expectation of  $(\pi_1(i, \omega, d; \tilde{D}))_{i=1, \dots, I} \in \mathbb{R}^I$ , we write

$$\bar{\pi}_1(d; \tilde{D}) = \left( \mathbb{E}^{\mathbb{P}^{0, \gamma}}[\pi_1(s_i, \omega, d; \tilde{D})] \right)_{i=1, \dots, I} \in \mathbb{R}^I, \quad (\text{A.8})$$

where  $\mathbb{E}^{\mathbb{P}^{0, \gamma}}[\cdot]$  is taken with respect to distribution over possible order flows  $\omega$  if the insider chooses  $d$  and the market maker holds belief  $\tilde{D}$ . The insider's portfolio choice problem (17) conditional on observing  $s_i$  now takes the simple finite-dimensional form

$$\max_{d \in \mathbb{R}^I} e_i^T \mathbf{L}^2 d - \bar{\pi}_1(d; \tilde{D})^T \mathbf{L}^2 d \equiv \max_{d \in \mathbb{R}^I} J(d; \tilde{D}, i). \quad (\text{A.9})$$

The Bayesian trading game between the insider and the market maker therefore reduces to one where the market maker's posterior belief is specified by (A.7), and the insider's problem is (A.9).

The transformation (23)

$$\hat{d} = \mathbf{L}d$$

replaces  $\mathbf{L}^2$  and  $d$  in the market maker's posterior  $\pi_1(i, \omega, d; \tilde{D})$  of (A.7) by  $\mathbf{I}$  and  $\hat{d}$ , respectively. Under transformation, the random vector  $\hat{X} = \mathbf{L}^{-1}B(\omega)$  can be re-written as  $\int \xi_i(x) dZ_x$  where  $\int \xi_i(x) \xi_j(x) dx = \delta_{ij}$  and  $(Z_x)$  is a standard Brownian motion. Therefore, by Itô isometry,

$$\hat{X}_i \stackrel{i.i.d.}{\sim} \mathcal{N}(0, 1), \quad i = 1, \dots, I. \quad (\text{A.10})$$

This gives the market maker's posterior (25) in the canonical game.

The transformation (23) replaces  $\mathbf{L}^2$  and  $d$  in the insider's objective function  $J(d; \tilde{D}, i)$  of (A.9) by  $\mathbf{I}$  and  $\hat{d}$ , respectively. This verifies the insider's problem (26) in the canonical game and proves the proposition.

## A.5 Proof of Theorem 6.6

**Lemma A.2.** *Let  $\alpha' > 0$  be a solution to the equilibrium equation  $\Phi(\alpha) = 0$ . In the canonical game, suppose the market maker holds belief  $\alpha'\mathbf{Q}$ . Then the insider's objective function (26) conditional on each  $s_i$  is concave, which implies that first-order conditions are sufficient for optimality conditional on their respective signals. Therefore, since the insider's strategy  $\alpha'\mathbf{Q}$  satisfies the collated first-order conditions  $\Phi(\alpha')\mathbf{Q} = 0$ ,  $\alpha'\mathbf{Q}$  is an equilibrium of the canonical game, as defined in (27).*

*Proof.* Given the market maker's belief  $\hat{D} = \alpha'\mathbf{Q}$  in the canonical game, the Hessian matrix of the insider's objective function (26) conditional on a signal  $s_i$  can be computed by differentiating directly the first-order condition (29), which gives

$$-\alpha'\mathbf{Q} \underbrace{\mathbb{E} \left[ \begin{bmatrix} p_1 & -p_1 p_2 & \cdots \\ -p_1 p_2 & p_2 & \cdots \\ \vdots & \vdots & \ddots \end{bmatrix} \right]}_S = -\alpha'\mathbf{Q}S.$$

By the Cauchy-Schwarz inequality,

$$\mathbb{E}[p_i p_j]^2 \leq \mathbb{E}[p_i^2] \mathbb{E}[p_j^2] \leq \mathbb{E}[p_i] \mathbb{E}[p_j], \quad \forall 1 \leq i, j \leq I.$$

Therefore  $S$  is positive semidefinite. Since  $\mathbf{Q}S = S\mathbf{Q}$ ,  $\mathbf{Q}S$  is also positive semidefinite. Therefore the Hessian  $-\alpha'\mathbf{Q}S$  is negative semidefinite. It follows that the insider's objective function is concave conditional on any given signal. This proves the lemma.  $\square$

**Lemma A.3.** *Let*

$$\mathbf{p} = \begin{bmatrix} p_1 \\ \vdots \\ p_I \end{bmatrix}$$

*denote the random vector (25) of the market maker's (normalized) posterior in the canonical game conditional on the insider observing signal  $s_i$  (with the dependence on  $\hat{d}$ ,  $\hat{X}$ , and  $\hat{D}$  understood).  $\mathbf{p}$  is a random probability measure on the signal space  $S = \{s_1, \dots, s_I\}$ . Let  $\alpha > 0$  and  $Z \stackrel{d}{\sim} \mathcal{N}(0, \alpha^2 \mathbf{Q})$  be a random vector that is multivariate normal with mean 0 and covariance matrix  $\alpha^2 \mathbf{Q}$ .*

*Then, under the equilibrium ansatz  $\alpha\mathbf{Q}$ , the probability law of  $\mathbf{p}$  is given by<sup>54</sup>*

$$\mathbf{p} \stackrel{d}{\sim} \left( \frac{e^{Z_1}}{\sum_j \dots}, \dots, \frac{e^{\alpha^2 + Z_i}}{\sum_j \dots}, \dots, \frac{e^{Z_I}}{\sum_j \dots} \right)^T.$$

---

<sup>54</sup>“ $\sum_j \dots$ ” is a random normalization constant so that  $\sum_i p_i = 1$ .

*Proof.* Substituting the equilibrium ansatz  $\alpha \mathbf{Q}$  into the expression (A.7) for the market maker's posterior gives immediately that, conditional on signal  $s_i$  and order flow  $\omega$ ,

$$\pi_1(s_i, \omega, \beta^{(i)}; \alpha \mathbf{Q}) = \frac{e^{\alpha^2(1-\frac{1}{I}) + \alpha e_i^T \mathbf{Q} \mathbf{L}^{-1} B(\omega)}}{\sum_j \dots}, \quad (\text{A.11})$$

and, for  $k \neq i$ ,

$$\pi_1(s_k, \omega, \beta^{(i)}; \alpha \mathbf{Q}) = \frac{e^{\alpha^2(-\frac{1}{I}) + \alpha e_k^T \mathbf{Q} \mathbf{L}^{-1} B(\omega)}}{\sum_j \dots}, \quad (\text{A.12})$$

where  $\sum_j \dots$  is a random normalization constant.

The common factor  $e^{\alpha^2(-\frac{1}{I})}$  in (A.11) and (A.12) cancels after normalization. It remains to consider the random vector  $\mathbf{L}^{-1}B(\omega)$ . By the same Itô isometry argument as that for (A.10),  $\mathbf{L}^{-1}B(\omega) \in \mathbb{R}^I$  has the standard multivariate normal distribution. Therefore  $\alpha \mathbf{Q} \mathbf{L}^{-1}B(\omega) \stackrel{d}{\sim} \mathcal{N}(0, \alpha^2 \mathbf{Q})$ . This proves the lemma.  $\square$

### Proof of Theorem

Derivation of Equilibrium Equation (32).

Substituting the equilibrium ansatz  $\widehat{D} = \alpha \mathbf{Q}$  of (30) into the insider's first-order condition (29) for the canonical game conditional on (say)  $s_1$  gives

$$\mathbb{E} \left[ e_1 - \begin{bmatrix} p_1 \\ \vdots \\ p_I \end{bmatrix} - \alpha^2 \mathbf{Q} \begin{bmatrix} p_1 & & \\ & \ddots & \\ & & p_I \end{bmatrix} \mathbf{Q} e_1 + \alpha^2 \mathbf{Q} \begin{bmatrix} p_1 \\ \vdots \\ p_I \end{bmatrix} \begin{bmatrix} p_1 & \dots & p_I \end{bmatrix} \mathbf{Q} e_1 \right] = 0, \quad (\text{A.13})$$

where  $\mathbb{E}[\cdot]$  is taken with respect to the probability law of the random probability measure  $\mathbf{p} = \begin{bmatrix} p_1 \\ \vdots \\ p_I \end{bmatrix}$

under the conjectured equilibrium.

The first-order condition (A.13) conditional on  $s_1$  simplifies to

$$\mathbb{E} \left[ e_1 - \begin{bmatrix} p_1 \\ p_2 \\ \vdots \\ p_I \end{bmatrix} - \alpha^2 \left( \begin{bmatrix} p_1 \\ 0 \\ \vdots \\ 0 \end{bmatrix} - p_1 \begin{bmatrix} p_1 \\ p_2 \\ \vdots \\ p_I \end{bmatrix} \right) \right] = \mathbb{E} \left[ (1 - \alpha^2 p_1) \begin{bmatrix} 1 - p_1 \\ -p_2 \\ \vdots \\ -p_I \end{bmatrix} \right] = 0. \quad (\text{A.14})$$

The probability law of  $\mathbf{p}$  is as characterized in Lemma A.3 above, with  $i = 1$ . Under this probability



law, the moments in Equation (A.14) are the moments of a logistic normal distribution. We now show that, by substituting for the appropriate relationships between corresponding moments, (A.14) can be written as

$$\Phi(\alpha)\mathbf{Q}e_1 = 0, \quad (\text{A.15})$$

for some  $\Phi: [0, \infty) \rightarrow \mathbb{R}$ .

To show (A.15), it suffices to show

$$\mathbb{E}[(1 - \alpha^2 p_1)(1 - p_1)] = (I - 1)\mathbb{E}[(1 - \alpha^2 p_1)p_2] \quad (\text{A.16})$$

because under the probability law of  $\mathbf{p}$  characterized in Lemma A.3, (A.16) will imply

$$\mathbb{E}[(1 - \alpha^2 p_1)(1 - p_1)] = (I - 1)\mathbb{E}[(1 - \alpha^2 p_1)p_i], \quad i = 2, \dots, I. \quad (\text{A.17})$$

In turn, (A.16) holds if

$$\mathbb{E}[p_1(1 - p_1)] = (I - 1)\mathbb{E}[p_1 p_2]. \quad (\text{A.18})$$

Now (A.18) holds since

$$\mathbb{E}[p_1(1 - p_1)] = \mathbb{E}[p_1(p_2 + \dots + p_I)] = (I - 1)\mathbb{E}[p_1 p_2],$$

where  $\mathbb{E}[p_1 p_i] = \mathbb{E}[p_1 p_j]$  for all  $i, j \neq 1$  under the logistic-normal probability law of  $\mathbf{p}$  from Lemma A.3, conditional on  $s_1$ .

Therefore, in (A.15) we can take  $\Phi(\alpha)$  to be (up to a scalar multiple) the left-hand side of (A.17), i.e.

$$\Phi(\alpha) = \mathbb{E}[1 - p_1 - \alpha^2 p_1 + \alpha p_1^2]$$

where

$$p_1 = \frac{e^{\alpha^2 + Z_1}}{e^{\alpha^2 + Z_1} + \sum_{i \neq 1} e^{Z_i}}, \quad Z = (Z_i)_{1 \leq i \leq I} \stackrel{d}{\sim} \mathcal{N}(0, \alpha^2 \mathbf{Q}).$$

By symmetry, the first-order condition for  $i \neq 1$  is identical to (A.15) after permuting the indices 1 and  $i$ . Collating these  $I$  symmetric first-order conditions,

$$\Phi(\alpha)\mathbf{Q}e_i = 0, \quad 1 \leq i \leq I,$$

side-by-side gives the matrix equation  $\Phi(\alpha)\mathbf{Q} = 0$  of (31). By Lemma A.2, an equilibrium is given by a solution  $\alpha^* > 0$  to  $\Phi(\alpha) = 0$  which is the equilibrium equation of (32).

Existence of Equilibrium.

We have  $\Phi(0) > 0$ . Moreover,  $1 - p_1 - \alpha^2 p_1 + \alpha p_1^2 \rightarrow 0$  and  $1 - p_1 - \alpha^2 p_1 + \alpha p_1^2 < 0$  eventually

almost surely as  $\alpha \rightarrow \infty$ . By Fatou's Lemma,  $\Phi(\alpha) \rightarrow 0$  from below as  $\alpha \rightarrow \infty$ . By the Intermediate Value Theorem, there exists  $\alpha^* > 0$  such that  $\Phi(\alpha^*) = 0$ . This proves (i), and (ii) follows immediately from Corollary 6.4.

## A.6 Proof of Proposition 7.7

This is an immediate corollary of Lemma A.3 in Proof of Theorem 6.6, with  $\alpha = \alpha^*$ .

## References

- Admati, A. R. (1985). A noisy rational expectations equilibrium for multi-asset securities markets. *Econometrica*, 629–657.
- Aït-Sahalia, Y. and R. Kimmel (2007). Maximum likelihood estimation of stochastic volatility models. *Journal of Financial Economics* 83(2), 413–452.
- Aït-Sahalia, Y., C. Li, and C. X. Li (2021). Implied stochastic volatility models. *Review of Financial Studies* 34(1), 394–450.
- Augustin, P., M. Brenner, and M. G. Subrahmanyam (2019). Informed options trading prior to takeover announcements: Insider trading? *Management Science* 65(12), 5697–5720.
- Back, K. (1993). Asymmetric information and options. *Review of Financial Studies* 6(3), 435–472.
- Back, K. and S. Baruch (2004). Information in securities markets: Kyle meets Glosten and Milgrom. *Econometrica* 72(2), 433–465.
- Back, K., C. H. Cao, and G. A. Willard (2000). Imperfect competition among informed traders. *Journal of Finance* 55(5), 2117–2155.
- Bali, T. G. and S. Murray (2013). Does risk-neutral skewness predict the cross section of equity option portfolio returns? *Journal of Financial and Quantitative Analysis* 48(4), 1145–1171.
- Bates, D. S. (1996). Jumps and stochastic volatility: Exchange rate processes implicit in Deutsche Mark options. *Review of Financial Studies* 9(1), 69–107.
- Bates, D. S. (2000). Post-'87 crash fears in the S&P 500 futures option market. *Journal of Econometrics* 94(1-2), 181–238.
- Berestycki, H., J. Busca, and I. Florent (2002). Asymptotics and calibration of local volatility models. *Quantitative Finance* 2(1), 61.

- Biais, B. and P. Hillion (1994). Insider and liquidity trading in stock and options markets. *Review of Financial Studies* 7(4), 743–780.
- Black, F. and M. Scholes (1973). The pricing of options and corporate liabilities. *Journal of Political Economy* 81(3), 637–654.
- Breeden, D. T. and R. H. Litzenberger (1978). Prices of state-contingent claims implicit in option prices. *Journal of Business* 51(4), 621–651.
- Britten-Jones, M. and A. Neuberger (2000). Option prices, implied price processes, and stochastic volatility. *Journal of Finance* 55(2), 839–866.
- Caballe, J. and M. Krishnan (1994). Imperfect competition in a multi-security market with risk neutrality. *Econometrica* 62(3), 695–704.
- Cao, C., Z. Chen, and J. M. Griffin (2005). Informational content of option volume prior to takeovers. *Journal of Business* 78(3), 1073–1109.
- Cao, J. and B. Han (2013). Cross section of option returns and idiosyncratic stock volatility. *Journal of Financial Economics* 108(1), 231–249.
- Carr, P. and L. Cousot (2012). Explicit constructions of martingales calibrated to given implied volatility smiles. *SIAM Journal on Financial Mathematics* 3(1), 182–214.
- Chabakauri, G., K. Yuan, and K. E. Zachariadis (2022). Multi-asset noisy rational expectations equilibrium with contingent claims. *Review of Economic Studies* 89(5), 2445–2490.
- Christoffersen, P., R. Goyenko, K. Jacobs, and M. Karoui (2018). Illiquidity premia in the equity options market. *Review of Financial Studies* 31(3), 811–851.
- Christoffersen, P., K. Jacobs, and K. Mimouni (2010). Volatility dynamics for the S&P500: Evidence from realized volatility, daily returns, and option prices. *Review of Financial Studies* 23(8), 3141–3189.
- Collin-Dufresne, P. and V. Fos (2016). Insider trading, stochastic liquidity, and equilibrium prices. *Econometrica* 84(4), 1441–1475.
- Collin-Dufresne, P., V. Fos, and D. Muravyev (2021). Informed trading in the stock market and option-price discovery. *Journal of Financial and Quantitative Analysis* 56(6), 1945–1984.
- Coval, J. D. and T. Shumway (2001). Expected option returns. *Journal of Finance* 56(3), 983–1009.

- Driessen, J., P. J. Maenhout, and G. Vilkov (2009). The price of correlation risk: Evidence from equity options. *Journal of Finance* 64(3), 1377–1406.
- Duffie, D., J. Pan, and K. Singleton (2000). Transform analysis and asset pricing for affine jump-diffusions. *Econometrica* 68(6), 1343–1376.
- Dupire, B. (1994). Pricing with a smile. *Risk* 7(1), 18–20.
- Easley, D., M. O’Hara, and P. S. Srinivas (1998). Option volume and stock prices: Evidence on where informed traders trade. *Journal of Finance* 53(2), 431–465.
- Foster, F. D. and S. Viswanathan (1996). Strategic trading when agents forecast the forecasts of others. *Journal of Finance* 51(4), 1437–1478.
- Friz, P. K. and M. Hairer (2020). *A Course on Rough Paths*. Springer.
- Glosten, L. R. and L. E. Harris (1988). Estimating the components of the bid/ask spread. *Journal of Financial Economics* 21(1), 123–142.
- Goyal, A. and A. Saretto (2009). Cross-section of option returns and volatility. *Journal of Financial Economics* 94(2), 310–326.
- Goyenko, R. Y., C. W. Holden, and C. A. Trzcinka (2009). Do liquidity measures measure liquidity? *Journal of Financial Economics* 92(2), 153–181.
- Grossman, S. J. and J. E. Stiglitz (1980). On the impossibility of informationally efficient markets. *American Economic Review* 70(3), 393–408.
- Hendershott, T., C. M. Jones, and A. J. Menkveld (2011). Does algorithmic trading improve liquidity? *Journal of Finance* 66(1), 1–33.
- Heston, S. L. (1993). A closed-form solution for options with stochastic volatility with applications to bond and currency options. *Review of Financial Studies* 6(2), 327–343.
- Huang, R. D. and H. R. Stoll (1997). The components of the bid-ask spread: A general approach. *Review of Financial Studies* 10(4), 995–1034.
- Hull, J. C. (2005). *Options, Futures and other Derivatives*. Prentice-Hall.
- Karatzas, I. and S. Shreve (2012). *Brownian Motion and Stochastic Calculus*. Springer.
- Kyle, A. S. (1985). Continuous auctions and insider trading. *Econometrica* 53(6), 1315–1335.

- Lin, J.-C., G. C. Sanger, and G. G. Booth (1995). Trade size and components of the bid-ask spread. *Review of Financial Studies* 8(4), 1153–1183.
- Lyons, T. J., M. Caruana, and T. Lévy (2007). *Differential Equations Driven by Rough Paths*. Springer.
- Makarov, I. and A. Schoar (2020). Trading and arbitrage in cryptocurrency markets. *Journal of Financial Economics* 135(2), 293–319.
- Malamud, S. (2015). Noisy Arrow-Debreu equilibria. *Working Paper*.
- Muravyev, D. and N. D. Pearson (2020). Options trading costs are lower than you think. *Review of Financial Studies* 33(11), 4973–5014.
- Ni, S. X., J. Pan, and A. M. Potesman (2008). Volatility information trading in the option market. *Journal of Finance* 63(3), 1059–1091.
- Pan, J. and A. M. Potesman (2006). The information in option volume for future stock prices. *Review of Financial Studies* 19(3), 871–908.
- Revuz, D. and M. Yor (2013). *Continuous Martingales and Brownian Motion*. Springer.
- Rochet, J.-C. and J.-L. Vila (1994). Insider trading without normality. *Review of Economic Studies* 61(1), 131–152.
- Roll, R., E. Schwartz, and A. Subrahmanyam (2009). Options trading activity and firm valuation. *Journal of Financial Economics* 94(3), 345–360.
- Zhan, X., B. Han, J. Cao, and Q. Tong (2022). Option return predictability. *Review of Financial Studies* 35(3), 1394–1442.