
Model-Based Uncertainty in Value Functions

Carlos E. Luis^{1,2} Alessandro G. Bottero^{1,2} Julia Vinogradska¹ Felix Berkenkamp¹ Jan Peters^{2,3,4}
¹Bosch Center for Artificial Intelligence ²Institute for Intelligent Autonomous Systems, TU Darmstadt
³ German Research Center for AI (DFKI), Research Department: Systems AI for Robot Learning ⁴ Hessian.AI

Abstract

We consider the problem of quantifying uncertainty over expected cumulative rewards in model-based reinforcement learning. In particular, we focus on characterizing the *variance* over values induced by a distribution over MDPs. Previous work upper bounds the posterior variance over values by solving a so-called uncertainty Bellman equation, but the over-approximation may result in inefficient exploration. We propose a new uncertainty Bellman equation whose solution converges to the true posterior variance over values and explicitly characterizes the gap in previous work. Moreover, our uncertainty quantification technique is easily integrated into common exploration strategies and scales naturally beyond the tabular setting by using standard deep reinforcement learning architectures. Experiments in difficult exploration tasks, both in tabular and continuous control settings, show that our sharper uncertainty estimates improve sample-efficiency.

1 INTRODUCTION

The goal of reinforcement learning (RL) agents is to maximize the expected return via interactions with an *a priori* unknown environment (Sutton and Barto, 2018). In model-based RL (MBRL), the agent learns a statistical model of the environment, which can then be used for efficient exploration (Sutton, 1991; Strehl and Littman, 2008; Jaksch et al., 2010). The performance of deep MBRL algorithms was historically lower than that of model-free methods, but the gap has been closing in recent years (Janner et al., 2019). Key to these improvements are models that quantify epistemic and aleatoric uncertainty (Depeweg et al., 2018; Chua et al., 2018) and algorithms that leverage model uncertainty

to optimize the policy (Curi et al., 2020). Still, a core challenge in MBRL is to quantify the uncertainty in long-term performance predictions of a policy given a probabilistic model of the dynamics (Deisenroth and Rasmussen, 2011). Leveraging predictive uncertainty of the policy performance during policy optimization facilitates *deep exploration* — methods that reason about the long-term information gain of rolling out a policy — which has shown promising results in the model-free (Osband et al., 2016; Ciosek et al., 2019) and model-based settings (Deisenroth and Rasmussen, 2011; Fan and Ming, 2021).

We adopt a Bayesian perspective on RL to characterize uncertainty in the decision process via a posterior distribution. This distributional perspective of the RL environment induces distributions over functions of interest for solving the RL problem, e.g., the *expected return* of a policy, also known as the value function. This perspective differs from *distributional* RL (Bellemare et al., 2017), whose main object of study is the distribution of the *return* induced by the inherent stochasticity of the MDP and the policy. As such, distributional RL models *aleatoric* uncertainty, whereas Bayesian RL focuses on the *epistemic* uncertainty arising from finite data of the underlying MDP. Recent work by Eriksson et al. (2022) and Moskovitz et al. (2021) combines Bayesian and distributional RL for various risk measures accounting for both sources of uncertainty.

We focus on model-based Bayesian RL, where the value distribution is induced by a posterior over MDPs. In particular, we analyze the *variance* of such a distribution of values. Schneegass et al. (2010) estimate uncertainty in value functions using statistical uncertainty propagation, with the caveat of assuming the value distribution is Gaussian. Previous results by O’Donoghue et al. (2018); Zhou et al. (2020) establish upper-bounds on the posterior variance of the values by solving a so-called uncertainty Bellman equation (UBE). These results make no assumptions on the value distribution and are amenable for deep RL implementations. However, these bounds over-approximate the variance of the values and thus may lead to inefficient exploration when used for uncertainty-aware optimization (e.g., risk-seeking or risk-averse policies). In principle, tighter uncertainty estimates have the potential to improve data-efficiency, which

is the main motivation behind this paper.

Our contribution. We show that, under the same assumptions as previous work, the posterior variance of the value function obeys a Bellman-style recursion *exactly*. Our theory characterizes the gap in the previously tightest upper-bound by Zhou et al. (2020), which ignores the inherent aleatoric uncertainty of acting in a potentially stochastic MDP. Inspired by this insight, we propose *learning* the solution to the Bellman recursion prescribed by our theory, as done by O’Donoghue et al. (2018), but integrate it within an actor-critic framework for continuous action problems, rather than using DQN (Mnih et al., 2013) for discrete action selection. Our experiments in tabular and continuous control problems demonstrate that our variance estimation method improves sample efficiency when used for optimistic optimization of the policy. The source code is available¹.

Related work. Model-free approaches to Bayesian RL directly model the distribution over values, e.g., with normal-gamma priors (Dearden et al., 1998), Gaussian Processes (Engel et al., 2003) or ensembles of neural networks (Osband et al., 2016). Jorge et al. (2020) estimate value distributions using a backwards induction framework, while Metelli et al. (2019) propagate uncertainty using Wasserstein barycenters. Fellows et al. (2021) showed that, due to bootstrapping, model-free Bayesian methods infer a posterior over Bellman operators rather than values.

Model-based Bayesian RL maintains a posterior over plausible MDPs given the available data, which induces a distribution over values. The MDP uncertainty is typically represented in the one-step transition model as a by-product of model-learning. For instance, the well-known PILCO algorithm by Deisenroth and Rasmussen (2011) learns a Gaussian Process (GP) model of the transition dynamics and integrates over the model’s total uncertainty to obtain the expected values. In order to scale to high-dimensional continuous-control problems, Chua et al. (2018) propose PETS, which uses ensembles of probabilistic neural networks (NNs) to capture both aleatoric and epistemic uncertainty as first proposed by Lakshminarayanan et al. (2017). Both approaches propagate model uncertainty during policy evaluation and improve the policy via greedy exploitation over this model-generated noise. Dyna-style (Sutton, 1991) actor-critic algorithms have been paired with model-based uncertainty estimates for improved performance in both on-line (Buckman et al., 2018; Zhou et al., 2019) and offline (Yu et al., 2020; Kidambi et al., 2020) RL.

To balance exploration and exploitation, provably-efficient RL algorithms based on *optimism in the face of the uncertainty* (OFU) (Auer and Ortner, 2006; Jaksch et al., 2010) rely on building upper-confidence (optimistic) estimates of the true values. These optimistic values correspond to a modified MDP where the rewards are enlarged by an un-

certainty bonus, which encourages exploration. In practice, however, the aggregation of optimistic rewards may severely over-estimate the true values, rendering the approach inefficient (Osband and Van Roy, 2017). O’Donoghue et al. (2018) show that methods that approximate the variance of the values can result in much tighter upper-confidence bounds, while Ciosek et al. (2019) demonstrate their use in complex continuous control problems. Similarly, Chen et al. (2017) propose a model-free ensemble-based approach to estimate the variance of values.

Interest about the higher moments of the *return* of a policy dates back to the work of Sobel (1982), showing these quantities obey a Bellman equation. Methods that leverage these statistics of the return are known as *distributional* RL (Tamar et al., 2013; Bellemare et al., 2017). Instead, we focus specifically on estimating and using the *variance* of the *expected return* for policy optimization. A key difference between the two perspectives is the type of uncertainty they model: distributional RL models the *aleatoric* uncertainty about the returns, which originates from the aleatoric noise of the MDP transitions and the stochastic policy; our perspective studies the *epistemic* uncertainty about the value function, due to incomplete knowledge of the MDP. Provably efficient RL algorithms use this isolated epistemic uncertainty as a signal to balance exploring the environment and exploiting the current knowledge.

O’Donoghue et al. (2018) propose a UBE whose fixed-point solution converges to a guaranteed upper-bound on the posterior variance of the value function in the tabular RL setting. This approach was implemented in a model-free fashion using the DQN (Mnih et al., 2013) architecture and showed performance improvements in Atari games. Follow-up work by Markou and Rasmussen (2019) empirically shows that the upper-bound is loose and the resulting over-approximation of the variance impacts negatively the regret in tabular exploration problems. Zhou et al. (2020) propose a modified UBE with a tighter upper-bound on the value function, which is then paired with proximal policy optimization (PPO) (Schulman et al., 2017) in a conservative on-policy model-based approach to solve continuous-control tasks. We propose a new UBE and integrate it within a model-based soft actor-critic (Haarnoja et al., 2018) architecture similar to Janner et al. (2019); Froehlich et al. (2022).

2 PROBLEM STATEMENT

We consider an agent that acts in an infinite-horizon MDP $\mathcal{M} = \{\mathcal{S}, \mathcal{A}, p, \rho, r, \gamma\}$ with finite state space $|\mathcal{S}| = S$, finite action space $|\mathcal{A}| = A$, unknown transition function $p : \mathcal{S} \times \mathcal{A} \rightarrow \Delta(\mathcal{S})$ that maps states and actions to the S -dimensional probability simplex, an initial state distribution $\rho : \mathcal{S} \rightarrow [0, 1]$, a known and bounded reward function $r : \mathcal{S} \times \mathcal{A} \rightarrow \mathbb{R}$, and a discount factor $\gamma \in [0, 1)$. Although we consider a known reward function, the main theoretical

¹<https://github.com/boschresearch/ube-mbrl>

results can be easily extended to the case where it is learned alongside the transition function (see Appendix B.1). The one-step dynamics $p(s' | s, a)$ denote the probability of going from state s to state s' after taking action a . In general, the agent selects actions from a stochastic policy $\pi : \mathcal{S} \rightarrow \Delta(A)$ that defines the conditional probability distribution $\pi(a | s)$. At each time step of episode t the agent is in some state s , selects an action $a \sim \pi(\cdot | s)$, receives a reward $r(s, a)$, and transitions to a next state $s' \sim p(\cdot | s, a)$. We define the value function $V^{\pi, p} : \mathcal{S} \rightarrow \mathbb{R}$ of a policy π and transition function p as the expected sum of discounted rewards under the MDP dynamics,

$$V^{\pi, p}(s) = \mathbb{E}_{\tau \sim P} \left[\sum_{h=0}^{\infty} \gamma^h r(s_h, a_h) \mid s_0 = s \right], \quad (1)$$

where the expectation is taken under the random trajectories τ drawn from the trajectory distribution $P(\tau) = \prod_{h=0}^{\infty} \pi(a_h | s_h) p(s_{h+1} | s_h, a_h)$.

We consider a Bayesian setting similar to previous work by O'Donoghue et al. (2018); O'Donoghue (2021); Zhou et al. (2020), in which the transition function p is a random variable with some known prior distribution Φ_0 . Define the transition data observed up to episode t as \mathcal{D}_t , then we update our belief about the random variable p by applying Bayes' rule to obtain the posterior distribution conditioned on \mathcal{D}_t , which we denote as Φ_t . The distribution of transition functions naturally induces a distribution over value functions. The main focus of this paper is to study methods that estimate the *variance* of the value function $V^{\pi, p}$ under the posterior distribution Φ_t , namely $\mathbb{V}_{p \sim \Phi_t} [V^{\pi, p}(s)]$. Our theoretical results extend to state-action value functions (see Appendix B.2). The motivation behind studying this quantity is its potential use for exploring the environment.

Zhou et al. (2020) introduce a method to upper-bound the variance of Q -values by solving a UBE. Their theory holds for a class of MDPs where the value functions and transition functions are uncorrelated. This family of MDPs is characterized by the following assumptions:

Assumption 1 (Independent transitions). $p(s' | x, a)$ and $p(s' | y, a)$ are independent random variables if $x \neq y$.

Assumption 2 (Acyclic MDP (O'Donoghue et al., 2018)). The MDP \mathcal{M} is a directed acyclic graph, i.e., states are not visited more than once in any given episode.

Assumption 1 holds naturally in the case of discrete state-action spaces with a tabular transition function, where there is no generalization. Assumption 2 is non-restrictive as any finite-horizon MDP with cycles can be transformed into an equivalent time-inhomogeneous MDP without cycles by adding a time-step variable h to the state-space. Similarly, for infinite-horizon MDPs we can consider an effective horizon $H = 1/(1 - \gamma)$ and apply the same logic. The direct consequence of these assumptions is that the random variables $V^{\pi, p}(s')$ and $p(s' | s, a)$ are uncorrelated (see Lemmas 2 and 3 in Appendix A.1 for a formal proof).

Other quantities of interest are the posterior mean transition function starting from the current state-action pair (s, a) ,

$$\bar{p}_t(\cdot | s, a) = \mathbb{E}_{p \sim \Phi_t} [p(\cdot | s, a)], \quad (2)$$

and the posterior mean value function for any $s \in \mathcal{S}$,

$$\bar{V}_t^\pi(s) = \mathbb{E}_{p \sim \Phi_t} [V^{\pi, p}(s)], \quad (3)$$

where the subscript t represents the dependency on \mathcal{D}_t of both quantities. Note that \bar{p}_t is a transition function that combines both aleatoric *and* epistemic uncertainty. Even if we limit the posterior Φ_t to only include deterministic transition functions, \bar{p}_t remains a stochastic transition function due to the epistemic uncertainty.

Zhou et al. (2020) define the *local* uncertainty

$$w_t(s) = \mathbb{V}_{p \sim \Phi_t} \left[\sum_{a, s'} \pi(a | s) p(s' | s, a) \bar{V}_t^\pi(s') \right], \quad (4)$$

and solve the UBE

$$W_t^\pi(s) = \gamma^2 w_t(s) + \gamma^2 \sum_{a, s'} \pi(a | s) \bar{p}_t(s' | s, a) W_t^\pi(s'), \quad (5)$$

whose unique solution satisfies $W_t^\pi \geq \mathbb{V}_{p \sim \Phi_t} [V^{\pi, p}(s)]$.

3 UNCERTAINTY BELLMAN EQUATION

In this section, we build a new UBE whose fixed-point solution is *equal* to the variance of the value function and we show explicitly the gap between (5) and $\mathbb{V}_{p \sim \Phi_t} [V^{\pi, p}(s)]$.

The values $V^{\pi, p}$ are the fixed-point solution to the Bellman expectation equation, which relates the value of the current state s with the value of the next state s' . Further, under Assumptions 1 and 2, applying the expectation operator to the Bellman recursion results in $\bar{V}_t^\pi(s) = V^{\pi, \bar{p}_t}(s)$. The Bellman recursion propagates knowledge about the *local* rewards $r(s, a)$ over multiple steps, so that the value function encodes the *long-term* value of states if we follow policy π . Similarly, a UBE is a recursive formula that propagates a notion of *local uncertainty*, $u_t(s)$, over multiple steps. The fixed-point solution to the UBE, which we call the *U-values*, encodes the *long-term epistemic uncertainty* about the values of a given state.

Previous formulations by O'Donoghue et al. (2018); Zhou et al. (2020) differ only on their definition of the local uncertainty and result on *U-values* that upper-bound the posterior variance of the values. The first key insight of our paper is that we can define u_t such that the *U-values* converge exactly to the variance of values. This result is summarized in the following theorem:

Theorem 1. *Under Assumptions 1 and 2, for any $s \in \mathcal{S}$ and policy π , the posterior variance of the value function,*

$U_t^\pi = \mathbb{V}_{p \sim \Phi_t}[V^{\pi,p}]$ obeys the uncertainty Bellman equation

$$U_t^\pi(s) = \gamma^2 u_t(s) + \gamma^2 \sum_{a,s'} \pi(a | s) \bar{p}_t(s' | s, a) U_t^\pi(s'), \quad (6)$$

where $u_t(s)$ is the local uncertainty defined as

$$u_t(s) = \mathbb{V}_{a,s' \sim \pi, \bar{p}_t} [\bar{V}_t^\pi(s')] - \mathbb{E}_{p \sim \Phi_t} [\mathbb{V}_{a,s' \sim \pi, p} [V^{\pi,p}(s')]]. \quad (7)$$

Proof. See Appendix A.1. \square

One may interpret the U -values from Theorem 1 as the associated state-values of an alternate *uncertainty MDP*, $\mathcal{U}_t = \{\mathcal{S}, \mathcal{A}, \bar{p}_t, \rho, \gamma^2 u_t, \gamma^2\}$, where the agent receives uncertainty rewards and transitions according to the mean dynamics \bar{p}_t .

A key difference between u_t and w_t is how they represent epistemic uncertainty: in the former, it appears only within the first term, through the one-step variance over \bar{p}_t ; in the latter, the variance is computed over Φ_t . While the two perspectives may seem fundamentally different, in the following theorem we present a clear relationship that connects Theorem 1 with the upper bound (5).

Theorem 2. *Under Assumptions 1 and 2, for any $s \in \mathcal{S}$ and policy π , it holds that $u_t(s) = w_t(s) - g_t(s)$, where $g_t(s) = \mathbb{E}_{p \sim \Phi_t} [\mathbb{V}_{a,s' \sim \pi, p} [V^{\pi,p}(s')]] - \mathbb{V}_{a,s' \sim \pi, \bar{p}_t} [\bar{V}_t^\pi(s')]$. Furthermore, we have that the gap $g_t(s)$ is non-negative, thus $u_t(s) \leq w_t(s)$.*

Proof. See Appendix A.2. \square

The gap $g_t(s)$ of Theorem 2 can be interpreted as the *average difference* of aleatoric uncertainty about the next values with respect to the mean values. The gap vanishes only if the epistemic uncertainty goes to zero, or if the MDP and policy are both deterministic.

We directly connect Theorems 1 and 2 via the equality

$$\underbrace{\mathbb{V}_{a,s' \sim \pi, \bar{p}_t} [\bar{V}_t^\pi(s')]}_{\text{total}} = \underbrace{w_t(s)}_{\text{epistemic}} + \underbrace{\mathbb{E}_{p \sim \Phi_t} [\mathbb{V}_{a,s' \sim \pi, p} [V^{\pi,p}(s')]]}_{\text{aleatoric}}, \quad (8)$$

which helps us analyze our theoretical results. The uncertainty reward defined in (7) has two components: the first term corresponds to the *total uncertainty* about the *mean* values of the next state, which is further decomposed in (8) into an epistemic and aleatoric components. When the epistemic uncertainty about the MDP vanishes, then $w_t(s) \rightarrow 0$ and only the aleatoric component remains. Similarly, when the MDP and policy are both deterministic, the aleatoric uncertainty vanishes and we have $\mathbb{V}_{a,s' \sim \pi, \bar{p}_t} [\bar{V}_t^\pi(s')] = w_t(s)$. The second term of (7) is the *average aleatoric uncertainty* about the value of the next state. When there is no epistemic

uncertainty, this term is non-zero and exactly equal to the aleatoric term in (8) which means that $u_t(s) \rightarrow 0$. Thus, we can interpret $u_t(s)$ as a *relative* local uncertainty that subtracts the average aleatoric noise out of the total uncertainty around the mean values. Perhaps surprisingly, our theory allows negative $u_t(s)$ (see Section 3.1 for a concrete example).

Through Theorem 2 we provide an alternative proof of why the UBE (5) results in an upper-bound of the variance, specified by the next corollary.

Corollary 1. *Under Assumptions 1 and 2, for any $s \in \mathcal{S}$ and policy π , it holds that the solution to the uncertainty Bellman equation (5) satisfies $W_t^\pi(s) \geq U_t^\pi(s)$.*

Proof. The solution to the Bellman equations (5) and (6) are the value functions under some policy π of identical MDPs except for their reward functions. Given two identical MDPs \mathcal{M}_1 and \mathcal{M}_2 differing only on their corresponding reward functions r_1 and r_2 , if $r_1 \leq r_2$ for any input value, then for any trajectory τ we have that the returns (sum of discounted rewards) must obey $R_1(\tau) \leq R_2(\tau)$. Lastly, since the value functions V_1^π, V_2^π are defined as the expected returns under the same trajectory distribution, and the expectation operator preserves inequalities, then we have that $R_1(\tau) \leq R_2(\tau) \implies V_1^\pi \leq V_2^\pi$. \square

Corollary 1 reaches the same conclusions as Zhou et al. (2020), but it brings important explanations about their upper bound on the variance of the value function. First, by Theorem 2 the upper bound is a consequence of the over approximation of the reward function used to solve the UBE. Second, the gap between the exact reward function $u_t(s)$ and the approximation $w_t(s)$ is fully characterized by $g_t(s)$ and brings interesting insights. In particular, the influence of the gap term depends on the stochasticity of the dynamics and the policy. In the limit, the term vanishes under deterministic transitions and action selection. In this scenario, the upper-bound found by Zhou et al. (2020) becomes tight.

Our method returns the exact *epistemic* uncertainty about the values by considering the inherent aleatoric uncertainty of the MDP and the policy. In a practical RL setting, disentangling the two sources of uncertainty is key for effective exploration. We are interested in exploring regions of high epistemic uncertainty, where new knowledge can be obtained. If the variance estimate fuses both sources of uncertainty, then we may be guided to regions of high uncertainty but with little information to be gained.

3.1 Toy Example

To illustrate the theoretical findings of this paper, consider the simple Markov reward process (MRP) of Figure 1. Assume δ and β to be random variables drawn from a discrete uniform distribution $\delta \sim \text{Unif}(\{0.7, 0.6\})$ and

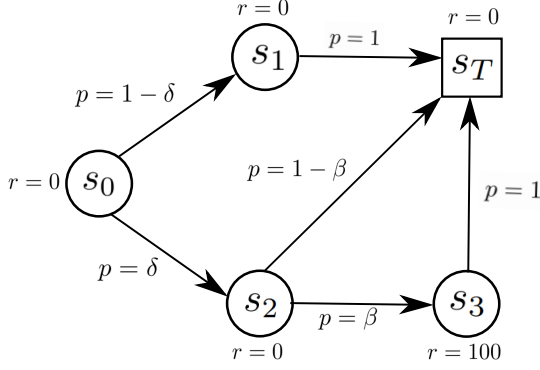


Figure 1: Toy example Markov Reward Process. The random variables δ and β indicate epistemic uncertainty about the MRP. State s_T is an absorbing (terminal) state.

Table 1: Comparison of local uncertainty rewards and solutions to the UBE associated with the toy example from Figure 1. The U -values converge to the true posterior variance of the values, while W^π obtains an upper-bound.

States	$u(s)$	$w(s)$	$W^\pi(s)$	$U^\pi(s)$
s_0	-0.6	5.0	21.3	15.7
s_2	25.0	25.0	25.0	25.0

$\beta \sim \text{Unif}(\{0.5, 0.4\})$. As such, the distribution over possible MRPs is finite and composed of the four possible combinations of δ and β . Note that the example satisfies Assumptions 1 and 2. In Table 1 we include the results for the uncertainty rewards and solution to the respective UBEs (the results for s_1 and s_3 are trivially zero). For state s_2 , the upper-bound W^π is tight and we have $W^\pi(s_2) = U^\pi(s_2)$. In this case, the gap vanishes not because of lack of stochasticity, but rather due to lack of epistemic uncertainty about the next-state values. Indeed, the values for s_3 and s_T are independent of δ and β , which results in the gap terms for s_2 cancelling out. For state s_0 the gap is non-zero and W^π overestimates the variance of the value by $\sim 36\%$. Our UBE formulation prescribes a *negative* reward to be propagated in order to obtain the correct posterior variance.

4 VARIANCE-DRIVEN OPTIMISTIC EXPLORATION

In this section, we propose a technique that leverages uncertainty quantification of Q -values to solve the RL problem. In what follows, we consider the general setting with unknown rewards and define Γ_t to be the posterior distribution over MDPs, from which we can sample both reward and transition functions. Define \hat{U}_t^π to be an estimate of the posterior variance over Q -values for some policy π at episode t . Then, we update the policy by solving the upper-confidence bound (UCB) (Auer and Ortner, 2006) optimization problem

$$\pi_t = \operatorname{argmax}_\pi \bar{Q}_t^\pi + \lambda \sqrt{\hat{U}_t^\pi}, \quad (9)$$

Algorithm 1 Model-based Q -variance estimation

- 1: **Input:** Posterior MDP Γ_t , policy π .
 - 2: $\{p_i, r_i\}_{i=1}^N \leftarrow \text{sample_mdp}(\Gamma_t)$
 - 3: $\bar{Q}_t^\pi, \{Q_i\}_{i=1}^N \leftarrow \text{solve_bellman}(\{p_i, r_i\}_{i=1}^N, \pi)$
 - 4: $\hat{U}_t^\pi \leftarrow \text{qvariance}(\{p_i, r_i, Q_i\}_{i=1}^N, \bar{Q}_t^\pi, \pi)$
-

where \bar{Q}_t^π is the posterior mean value function and λ is a parameter that trades off exploration and exploitation. We use Algorithm 1 to estimate \bar{Q}_t^π and \hat{U}_t^π : we sample an ensemble of N MDPs from the current posterior Γ_t in Line 2 and use it to solve the Bellman expectation equation in Line 3, resulting in an ensemble of N corresponding Q functions and the posterior mean \bar{Q}_t^π . Lastly, \hat{U}_t^π is estimated in Line 4 via a generic variance estimation method `qvariance` for which we consider three implementations: `ensemble-var` computes a sample-based approximation of the variance given by $\mathbb{V}[Q_i]$, which is a model-based version of the estimate from Chen et al. (2017); `pomvu` uses the solution to the UBE (5); and `exact-ube` uses the solution to our proposed UBE (6). For the UBE-based methods we use the equivalent equations for Q -functions, see Appendix B.3 for details.

Practical bound. In practice, typical RL techniques for model learning violate our theoretical assumptions. For tabular implementations, flat prior choices like a Dirichlet distribution violate Assumption 2 while function approximation introduces correlations between states and thus violates Assumption 1. A challenge arises in this practical setting: `exact-ube` may result in *negative* U -values, as a combination of (i) the assumptions not holding and (ii) the possibility of negative uncertainty rewards. While (i) cannot be easily resolved, we propose a practical upper-bound on the solution of (6) such that the resulting U -values are non-negative and hence interpretable as variance estimates. We consider the clipped uncertainty rewards $\tilde{u}_t = \max(u_{\min}, u_t(s))$ with corresponding U -values \tilde{U}_t^π . It is straightforward to prove that, if $u_{\min} = 0$, then $W_t^\pi(s) \geq \tilde{U}_t^\pi(s) \geq U_t^\pi(s)$, which means that using \tilde{U}_t^π still results in a tighter upper-bound on the variance than W_t^π , while preventing non-positive solutions to the UBE. In what follows, we drop this notation and assume all U -values are computed from clipped uncertainty rewards. Also note that `pomvu` does not have this problem, since $w_t(s)$ is already non-negative.

Tabular implementation. For model learning, we impose a Dirichlet prior on the transition function and a standard Normal prior for the rewards (O’Donoghue et al., 2019), which leads to closed-form posterior updates. After sampling N times from the MDP posterior (Line 2), we obtain the Q -functions (Line 3) in closed-form by solving the corresponding Bellman equation. For the UBE-based approaches, we estimate uncertainty rewards via approximations of the expectations/variances therein. Lastly, we solve

(9) via policy iteration until convergence is achieved or until a maximum number of steps is reached.

Deep RL implementation. Inspired by our theory, we propose a deep RL architecture to scale Algorithm 1 for continuous state-action spaces. Even though there is no formal proof of the existence of the UBE in this setting, we argue that approximating the sum of cumulative uncertainty rewards allows for uncertainty propagation.

We adopt as a baseline architecture MBPO by Janner et al. (2019) and the implementation from Pineda et al. (2021). In contrast to the tabular implementation, maintaining an explicit distribution over MDPs from which we can sample is intractable. Instead, we consider Γ_t to be a discrete uniform distribution of N probabilistic neural networks, denoted p_θ , that output the mean and covariance of a Gaussian distribution over next states and rewards (Chua et al., 2018). In this case, the output of Line 2 in Algorithm 1 is precisely the ensemble of neural networks.

The original MBPO trains Q -functions represented as neural networks via TD-learning on data generated via *model-randomized* k -step rollouts from initial states that are sampled from \mathcal{D}_t . Each forward prediction of the rollout comes from a randomly selected model of the ensemble and the transitions are stored in a single replay buffer $\mathcal{D}_{\text{model}}$, which is then fed into a model-free optimizer like soft actor-critic (SAC) (Haarnoja et al., 2018). SAC trains a stochastic policy represented as a neural network with parameters ϕ , denoted by π_ϕ . The policy’s objective function is similar to (9) but with entropy regularization instead of the uncertainty term. In practice, the argmax is replaced by G steps of stochastic gradient ascent, where the policy gradient is estimated via mini-batches drawn from $\mathcal{D}_{\text{model}}$.

Algorithm 1 requires a few modifications from the MBPO methodology. To implement Line 3, in addition to $\mathcal{D}_{\text{model}}$, we create N new buffers $\{\mathcal{D}_{\text{model}}^i\}_{i=1}^N$ filled with *model-consistent* rollouts, where each k -step rollout is generated under a single model of the ensemble, starting from initial states sampled from \mathcal{D}_t . We train an ensemble of N value functions $\{Q_i\}_{i=1}^N$, parameterized by $\{\psi_i\}_{i=1}^N$, and minimize the residual Bellman error with entropy regularization

$$\mathcal{L}(\psi_i) = \mathbb{E}_{(s,a,r,s') \sim \mathcal{D}_t^i} \left[(y_i - Q_i(s, a; \psi_i))^2 \right], \quad (10)$$

where $y_i = r + \gamma(Q_i(s', a'; \bar{\psi}_i) - \alpha \log \pi_\phi(a' | s'))$ and $\bar{\psi}_i$ are the target network parameters updated via Polyak averaging for stability during training (Mnih et al., 2013). The mean Q -values, \bar{Q}_t^π , are estimated as the average value of the Q -ensemble.

To approximate the solution to the UBE, we train a neural network parameterized by a vector φ , denoted U_φ (informally, the U -net). Since we interpret the output of the network as predictive variances, we (i) regularize the output to be positive by penalizing negative values and (ii) use

a *softplus* output layer to guarantee non-negative values. For regularization, let f_φ be the network output before the softplus operation, then we define the regularization loss

$$\mathcal{L}_{\text{reg}}(\varphi) = \mathbb{E}_{(s,a,r,s') \sim \mathcal{D}_{\text{model}}} \left[(\text{ReLU}(-f_\varphi(s, a) - \epsilon))^2 \right], \quad (11)$$

such that $\mathcal{L}_{\text{reg}}(\varphi) \geq 0$ iff $f_\varphi(s, a) < \epsilon$ for some small $\epsilon > 0$. Otherwise, for $f_\varphi(s, a) > \epsilon$ the loss is zero and regularization is inactive. In practice, we found that regularization is key to avoid network collapse in sparse reward problems, while it is typically not required if rewards are dense. Training of the U -net is carried out by minimizing the uncertainty Bellman error with regularization:

$$\mathcal{L}(\varphi) = \mathbb{E}_{(s,a,r,s') \sim \mathcal{D}_{\text{model}}} \left[(z - U(s, a; \varphi))^2 \right] + \lambda_{\text{reg}} \mathcal{L}_{\text{reg}}(\varphi), \quad (12)$$

with targets $z = \gamma^2 u(s, a) + \gamma^2 U(s', a'; \bar{\varphi})$ and target parameters $\bar{\varphi}$ updated like in regular critics. Lastly, we optimize π_ϕ as in MBPO via SGD on the SAC policy loss, but also adding the uncertainty term from (9). A detailed algorithm of our approach is included in Appendix D.1.

Runtime complexity. In tabular RL, `exact-ube` solves $N + 2$ Bellman equations ($\bar{Q}_t^\pi, Q_i, \bar{U}_t^\pi$), `pomvu` solves two ($\bar{Q}_t^\pi, \bar{U}_t^\pi$) and `ensemble-var` solves $N + 1$ (\bar{Q}_t^π, Q_i). In deep RL, UBE-based methods have the added complexity of training the U -net, but it can be parallelized with the Q -ensemble training. Despite the increased complexity, we show in Section 5.3 that our method performs well for small N , which reduces the computational burden.

5 EXPERIMENTS

In this section, we empirically evaluate the performance of the policy optimization scheme (9) for the different variance estimates that we introduced in Section 4.

5.1 Tabular Environments

We evaluate the tabular implementation in grid-world environments. We include PSRL by Osband et al. (2013) as a baseline since it typically outperforms recent OFU-based methods (O’Donoghue, 2021; Tiapkin et al., 2022).

DeepSea. First proposed by Osband et al. (2019), this environment tests the agent’s ability to explore over multiple time steps in the presence of a deterrent. It consists of an $L \times L$ grid-world MDP, where the agent starts at the top-left cell and must reach the lower-right cell. The agent decides to move left or right, while always descending to the row below. We consider the deterministic version of the problem, so the agent always transitions according to the chosen action. Going left yields no reward, while going right incurs an action cost (negative reward) of $0.01/L$. The bottom-right cell yields a reward of 1, so that the optimal policy is to always go right. As the size of the environment

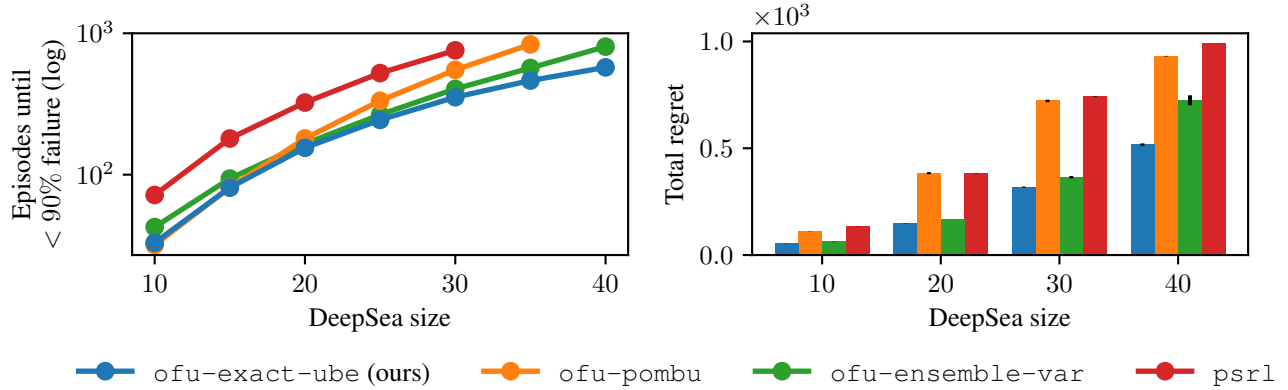


Figure 2: Performance in the *DeepSea* benchmark. Lower values in plots indicate better performance. (Left) Learning time is measured as the first episode where the sparse reward has been found at least in 10% of episodes so far. (Right) Total regret is approximately equal to the number of episodes where the sparse reward was not found. Results represent the average over 5 random seeds, and vertical bars on total regret indicate the standard error. Our variance estimate achieves the lowest regret and best scaling with problem size.

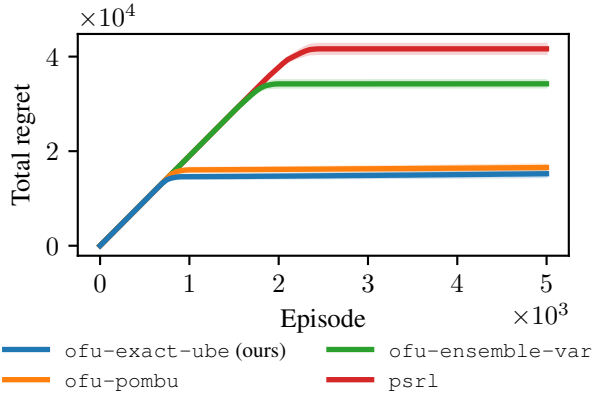


Figure 3: Total regret curve for the 7-room environment. Lower regret is better. Results are the average (solid lines) and standard error (shaded regions) over 10 random seeds. Our method achieves the lowest regret, significantly outperforming PSRL.

increases, the agent must perform sustained exploration in order to reach the sparse reward. Detailed implementation and hyperparameter details are included in Appendix C.1.

The experiment consists on running each method for 1000 episodes and five random seeds, recording the total regret and “learning time”, defined as the first episode where the rewarding state has been found at least in 10% of the episodes so far (O’Donoghue, 2021). For this experiment, we found that using $u_{\min} = -0.05$ improves the performance of our method: since the underlying MDP is acyclic, propagating negative uncertainty rewards is consistent with our theory.

Figure 2 (left) shows the evolution of learning time as L increases. Our method achieves the lowest learning time and best scaling with problem size. Notably, all the OFU-

based methods learn faster than PSRL, a strong argument in favour of using the variance of value functions to guide exploration. Figure 2 (right) shows that our approach consistently achieves the lowest total regret across all values of L . This empirical evidence indicates that the solution to our UBE can be integrated into common exploration techniques like UCB to serve as an effective uncertainty signal. Moreover, our method significantly improves performance over pombu, highlighting the relevance of our theory results.

Detailed results of all the runs are included in Appendix C.3.1. Additional ablation studies on different estimates for our UBE and exploration gain λ are included in Appendices C.3.2 and C.3.4, respectively.

7-room. As implemented by Domingues et al. (2021), the 7-room environment consists of seven connected rooms of size 5×5 . The agent starts in the center of the middle room and an episode lasts 40 steps. The possible actions are up-down-left-right and the agent transitions according to the selected action with probability 0.95, otherwise it lands in a random neighboring cell. The environment has zero reward everywhere except two small rewards at the start position and in the left-most room, and one large reward in the right-most room. Unlike *DeepSea*, the underlying MDP for this environment contains cycles, so it evaluates our method beyond the theoretical assumptions. In Figure 3, we show the regret curves over 5000 episodes. Our method achieves the lowest regret, which is remarkable considering recent empirical evidence favoring PSRL over OFU-based methods in these type of environments (Tiapkin et al., 2022). The large gap between ensemble-var and the UBE-based methods is due to overall larger variance estimates from the former, which consequently requires more episodes to reduce the value uncertainty.

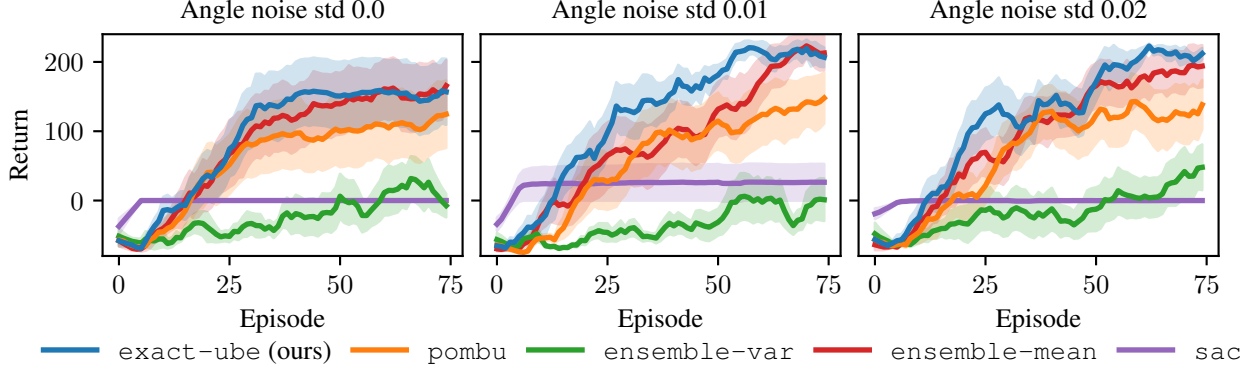


Figure 4: Learning curves of the pendulum swing-up with sparse rewards and action costs. Gaussian noise of different scales is added to the angle of the pendulum. The returns are smoothened by a moving average filter and we report the mean (solid lines) and standard error (shaded regions) over 10 random seeds. Our method shows some improvement in sample efficiency and comparable or higher final performance than the baselines.

5.2 Continuous Control Environments

In this section, we evaluate the performance of the deep RL implementation in environments with continuous state-action spaces. Implementation details and hyperparameters are included in Appendix D.1.

Sparse Inverted Pendulum. As proposed by Curi et al. (2020), non-zero rewards only exist close to the upward position. The pendulum is always initialized in the downward position with zero velocity and one episode lasts 400 steps. Stochasticity is introduced via zero-mean Gaussian noise in the pendulum’s angle. We complicate the problem further by adding an action cost, which directly counteracts the effect of exploration signals. The combination of sparse rewards and action costs represent a failure case for model-free approaches relying on the stochasticity of the policy to explore (e.g. SAC). While noisy transitions may actually *help* solve these problems by increasing the random chance of encountering the sparse rewards, they also motivate the need for proper filtering of aleatoric noise when estimating the epistemic uncertainty.

The benchmark includes two additional baselines: *ensemble-mean*, which uses no optimism and only averages over the epistemic uncertainty of the Q -ensemble, and SAC. Figure 4 shows the learning curves over 75 episodes for three different noise levels. SAC quickly converges to the suboptimal solution of not applying any torque to the pendulum, while all model-based approaches avoid this pitfall. Overall, our *exact-ube* method has the most robust performance across the different noise levels, in most cases improving sample-efficiency and achieving comparable or higher final return. Importantly, *exact-ube* outperforms *pombo* in all scenarios, which is consistent with our theoretical insights about our method better handling aleatoric uncertainty. Perhaps surprisingly, greedily averaging over the epistemic uncertainty

(*ensemble-mean*) is a strong baseline. Meanwhile, the *ensemble-var* method tends to over-explore due to higher variance estimates than the UBE-based methods, leading to more erratic learning curves and lower sample-efficiency (see Appendix D.4 for a visualization).

PyBullet Locomotion. We evaluate performance on three locomotion tasks from the PyBullet suite (Coumans and Bai, 2016), which have increased dimensionality compared to the simple pendulum environment. Although these environments have dense rewards, thus arguably less need for deep exploration, the results in Figure 5 demonstrate some performance improvement using *exact-ube* compared to the baselines. Similar to the pendulum task, *ensemble-var* affords higher variance estimates which severely hinders performance, while *ensemble-mean* is a strong baseline upon which some improvements can be afforded with UBE-based optimism.

While we cannot make broad claims based on these results, they provide supporting evidence that: (1) UBE-based methods can be scaled to continuous-control problems using U -nets and (2) our UBE formulation provides benefits in solving RL tasks with respect to prior work.

5.3 Ensemble Size Ablation

The ensemble size N represents a critical hyperparameter for ensemble-based methods, balancing compute and sample diversity. The work by An et al. (2021) suggests that classical ensemble methods may require large N to achieve good performance, which is computationally expensive. We evaluate this hypothesis through an ablation study over N across different exploration tasks. The results in Figure 6 show that our method achieves the best or comparable performance across all environments and values of N . The *ensemble-var* estimate is more sensitive to N and its performance increases for larger ensembles, matching

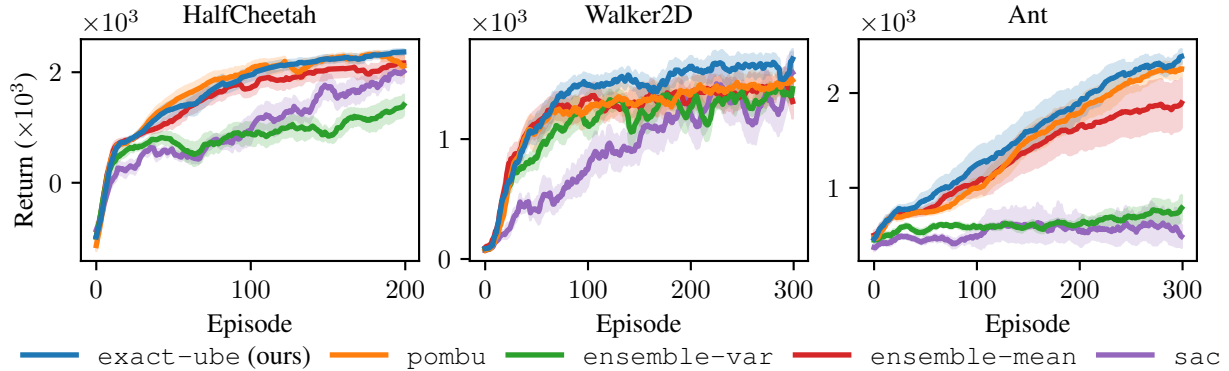


Figure 5: Learning curves in Pybullet locomotion environments. Returns are smoothened by a moving average and we report the mean (solid lines) and standard error (shaded regions) over 10 random seeds. While these environments have dense rewards, our UBE-based exploration method shows improvements in terms of learning speed and final performance.

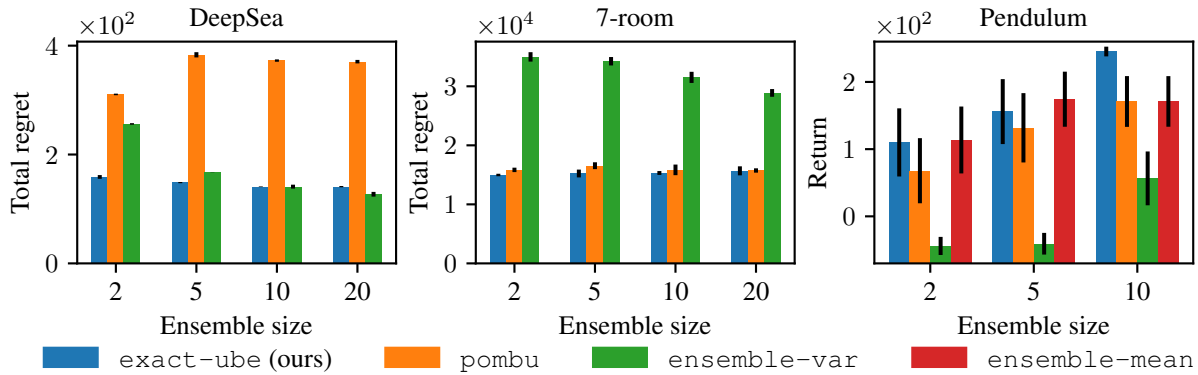


Figure 6: Ablation study for the ensemble size N . We report the mean/standard error of the final total regret for *DeepSea* ($L = 30$) and 7-room across five and ten seeds, respectively. For the sparse pendulum, we set the angle noise standard deviation to 0 and show the mean/standard error of the final return after 75 episodes across ten seeds. All methods improve performance for larger N , but our method is able to achieve the best overall performance.

the observations from An et al. (2021). We hypothesize that sample-based approximations of the local uncertainty rewards, which typically have small magnitude, are less sensitive to sample size than directly estimating variance from the ensemble members. Further experiments in the pendulum environment (included in Appendix D.3) suggest that larger ensembles may not always lead to better performance in the presence of sparse rewards; in the absence of a strong reward signal, most ensemble members will agree on predicting close-to-zero values which may then lead to premature convergence of the policy. We hypothesize that for larger ensembles it is key to promote sufficient diversity to avoid variance collapse and solve the task.

6 CONCLUSIONS

In this paper, we derived an uncertainty Bellman equation whose fixed-point solution converges to the variance of values given a posterior distribution over MDPs. Our theory

brings new understanding by characterizing the gap in previous UBE formulations that upper-bound the variance of values. We showed that this gap is the consequence of an over-approximation of the uncertainty rewards being propagated through the Bellman recursion, which ignore the inherent *aleatoric* uncertainty from acting in an MDP. Instead, our theory recovers exclusively the *epistemic* uncertainty due to limited environment data, thus serving as an effective exploration signal.

We proposed a practical method to estimate the solution of the UBE, scalable beyond tabular problems with standard deep RL practices. Our variance estimation was integrated into a model-based approach using the principle of optimism in the face of uncertainty to explore effectively. Experimental results showed that our method improves sample efficiency in hard exploration problems and without requiring large ensembles.

References

- Gaon An, Seungyong Moon, Jang-Hyun Kim, and Hyun Oh Song. Uncertainty-Based Offline Reinforcement Learning with Diversified Q-Ensemble. In *Advances in Neural Information Processing Systems*, volume 34, pages 7436–7447. Curran Associates, Inc., 2021.
- Peter Auer and Ronald Ortner. Logarithmic Online Regret Bounds for Undiscounted Reinforcement Learning. In *Advances in Neural Information Processing Systems*, volume 19. MIT Press, 2006.
- Marc G. Bellemare, Will Dabney, and Rémi Munos. A Distributional Perspective on Reinforcement Learning. In *International Conference on Machine Learning*, pages 449–458. PMLR, July 2017.
- Greg Brockman, Vicki Cheung, Ludwig Pettersson, Jonas Schneider, John Schulman, Jie Tang, and Wojciech Zaremba. OpenAI Gym, 2016.
- Jacob Buckman, Danijar Hafner, George Tucker, Eugene Brevdo, and Honglak Lee. Sample-Efficient Reinforcement Learning with Stochastic Ensemble Value Expansion. In *Advances in Neural Information Processing Systems*, volume 31. Curran Associates, Inc., 2018.
- Richard Y. Chen, Szymon Sidor, Pieter Abbeel, and John Schulman. UCB Exploration via Q-Ensembles. *arXiv:1706.01502 [cs, stat]*, November 2017.
- Kurtland Chua, Roberto Calandra, Rowan McAllister, and Sergey Levine. Deep Reinforcement Learning in a Handful of Trials using Probabilistic Dynamics Models. In *Advances in Neural Information Processing Systems*, volume 31, 2018.
- Kamil Ciosek, Quan Vuong, Robert Loftin, and Katja Hofmann. Better Exploration with Optimistic Actor Critic. In *Advances in Neural Information Processing Systems*, volume 32. Curran Associates, Inc., 2019.
- Erwin Coumans and Yunfei Bai. PyBullet, a Python module for physics simulation for games, robotics and machine learning, 2016.
- Sebastian Curi, Felix Berkenkamp, and Andreas Krause. Efficient Model-Based Reinforcement Learning through Optimistic Policy Search and Planning. In *Advances in Neural Information Processing Systems*, volume 33, pages 14156–14170. Curran Associates, Inc., 2020.
- Richard Dearden, Nir Friedman, and Stuart Russell. Bayesian Q-learning. In *AAAI Conference on Artificial Intelligence*, volume 1998, pages 761–768, 1998.
- Marc Peter Deisenroth and Carl Edward Rasmussen. PILCO: A Model-Based and Data-Efficient Approach to Policy Search. In *International Conference on Machine Learning*, pages 465–472, 2011.
- Stefan Depeweg, Jose-Miguel Hernandez-Lobato, Finale Doshi-Velez, and Steffen Udluft. Decomposition of Uncertainty in Bayesian Deep Learning for Efficient and Risk-sensitive Learning. In *International Conference on Machine Learning*, pages 1184–1193. PMLR, July 2018.
- Omar Darwiche Domingues, Yannis Flet-Berliac, Edouard Leurent, Pierre Ménard, Xuedong Shang, and Michal Valko. rlberry - A Reinforcement Learning Library for Research and Education, October 2021.
- Yaakov Engel, Shie Mannor, and Ron Meir. Bayes Meets Bellman: The Gaussian Process Approach to Temporal Difference Learning. In *International Conference on Machine Learning*, pages 154–161. AAAI Press, 2003.
- Hannes Eriksson, Debabrota Basu, Mina Alibeigi, and Christos Dimitrakakis. SENTINEL: taming uncertainty with ensemble based distributional reinforcement learning. In *Conference on Uncertainty in Artificial Intelligence*, volume 180 of *Proceedings of Machine Learning Research*, pages 631–640. PMLR, August 2022.
- Ying Fan and Yifei Ming. Model-based Reinforcement Learning for Continuous Control with Posterior Sampling. In *International Conference on Machine Learning*, volume 139 of *Proceedings of Machine Learning Research*, pages 3078–3087. PMLR, July 2021.
- Mattie Fellows, Kristian Hartikainen, and Shimon Whiteson. Bayesian Bellman Operators. In *Advances in Neural Information Processing Systems*, volume 34, pages 13641–13656. Curran Associates, Inc., 2021.
- Lukas Froehlich, Maksym Lefarov, Melanie Zeilinger, and Felix Berkenkamp. On-Policy Model Errors in Reinforcement Learning. In *International Conference on Learning Representations*, 2022.
- Tuomas Haarnoja, Aurick Zhou, Pieter Abbeel, and Sergey Levine. Soft Actor-Critic: Off-Policy Maximum Entropy Deep Reinforcement Learning with a Stochastic Actor. In *International Conference on Machine Learning*, volume 80, pages 1861–1870. PMLR, July 2018.
- Thomas Jaksch, Ronald Ortner, and Peter Auer. Near-optimal Regret Bounds for Reinforcement Learning. *Journal of Machine Learning Research*, 11(4), 2010.
- Michael Janner, Justin Fu, Marvin Zhang, and Sergey Levine. When to Trust Your Model: Model-Based Policy Optimization. In *Advances in Neural Information Processing Systems*, volume 32. Curran Associates, Inc., 2019.
- Emilio Jorge, Hannes Eriksson, Christos Dimitrakakis, Debabrota Basu, and Divya Grover. Inferential Induction: A Novel Framework for Bayesian Reinforcement Learning. In *Proceedings on "I Can't Believe It's Not Better!" at NeurIPS Workshops*, volume 137 of *Proceedings of Machine Learning Research*, pages 43–52. PMLR, December 2020.
- Rahul Kidambi, Aravind Rajeswaran, Praneeth Netrapalli, and Thorsten Joachims. MOREL: Model-Based Offline

- Reinforcement Learning. In *Advances in Neural Information Processing Systems*, volume 33, pages 21810–21823. Curran Associates, Inc., 2020.
- Balaji Lakshminarayanan, Alexander Pritzel, and Charles Blundell. Simple and Scalable Predictive Uncertainty Estimation using Deep Ensembles. In *Advances in Neural Information Processing Systems*, volume 30. Curran Associates, Inc., 2017.
- Efstratios Markou and Carl E Rasmussen. Bayesian Methods for Efficient Reinforcement Learning in Tabular Problems. In *NeurIPS Workshop on Biological and Artificial RL*, 2019.
- Alberto Maria Metelli, Amarildo Likmeta, and Marcello Restelli. Propagating Uncertainty in Reinforcement Learning via Wasserstein Barycenters. In *Advances in Neural Information Processing Systems*, volume 32. Curran Associates, Inc., 2019.
- Volodymyr Mnih, Koray Kavukcuoglu, David Silver, Alex Graves, Ioannis Antonoglou, Daan Wierstra, and Martin Riedmiller. Playing Atari with Deep Reinforcement Learning. In *NIPS Deep Learning Workshop*, December 2013.
- Ted Moskowitz, Jack Parker-Holder, Aldo Pacchiano, Michael Arbel, and Michael Jordan. Tactical Optimism and Pessimism for Deep Reinforcement Learning. In *Advances in Neural Information Processing Systems*, volume 34, pages 12849–12863. Curran Associates, Inc., 2021.
- Brendan O’Donoghue. Variational Bayesian Reinforcement Learning with Regret Bounds. In *Advances in Neural Information Processing Systems*, volume 34, pages 28208–28221. Curran Associates, Inc., 2021.
- Brendan O’Donoghue, Ian Osband, Remi Munos, and Volodymyr Mnih. The Uncertainty Bellman Equation and Exploration. In *International Conference on Machine Learning*, pages 3836–3845, 2018.
- Brendan O’Donoghue, Ian Osband, and Catalin Ionescu. Making Sense of Reinforcement Learning and Probabilistic Inference. In *International Conference on Learning Representations*, September 2019.
- Ian Osband and Benjamin Van Roy. Why is Posterior Sampling Better than Optimism for Reinforcement Learning? In *International Conference on Machine Learning*, pages 2701–2710. PMLR, 2017.
- Ian Osband, Daniel Russo, and Benjamin Van Roy. (More) Efficient Reinforcement Learning via Posterior Sampling. In *Advances in Neural Information Processing Systems*, volume 26. Curran Associates, Inc., 2013.
- Ian Osband, Charles Blundell, Alexander Pritzel, and Benjamin Van Roy. Deep Exploration via Bootstrapped DQN. In *Advances in Neural Information Processing Systems*, volume 29. Curran Associates, Inc., 2016.
- Ian Osband, Benjamin Van Roy, Daniel J Russo, and Zheng Wen. Deep Exploration via Randomized Value Functions. *Journal of Machine Learning Research*, 20:1–62, 2019.
- Luis Pineda, Brandon Amos, Amy Zhang, Nathan O. Lambert, and Roberto Calandra. MBRL-Lib: A Modular Library for Model-based Reinforcement Learning. *arXiv:2104.10159 [cs, eess]*, April 2021.
- Daniel Schneegass, Alexander Hans, and Steffen Udfluft. Uncertainty in Reinforcement Learning-Awareness, Quantisation, and Control. *Robot Learning, Sciyo*, pages 65–90, 2010.
- John Schulman, Filip Wolski, Prafulla Dhariwal, Alec Radford, and Oleg Klimov. Proximal Policy Optimization Algorithms. *arXiv:1707.06347 [cs]*, August 2017.
- Matthew J Sobel. The Variance of Discounted Markov Decision Processes. *Journal of Applied Probability*, 19 (4):794–802, 1982.
- Alexander L Strehl and Michael L Littman. An Analysis of Model-Based Interval Estimation for Markov Decision Processes. *Journal of Computer and System Sciences*, 74 (8):1309–1331, 2008.
- Richard Sutton and Andrew Barto. *Reinforcement Learning: An Introduction*, volume 7. MIT Press, 2018.
- Richard S. Sutton. Dyna, an Integrated Architecture for Learning, Planning, and Reacting. *ACM SIGART Bulletin*, 2(4):160–163, July 1991.
- Aviv Tamar, Dotan Di Castro, and Shie Mannor. Temporal Difference Methods for the Variance of the Reward To Go. In *International Conference on Machine Learning*, pages 495–503. PMLR, 2013.
- Daniil Tiapkin, Denis Belomestny, Eric Moulines, Alexey Naumov, Sergey Samsonov, Yunhao Tang, Michal Valko, and Pierre Menard. From Dirichlet to Rubin: Optimistic Exploration in RL without Bonuses. In *Proceedings of the 39th International Conference on Machine Learning*, pages 21380–21431. PMLR, June 2022.
- Tianhe Yu, Garrett Thomas, Lantao Yu, Stefano Ermon, James Y Zou, Sergey Levine, Chelsea Finn, and Tengyu Ma. MOPO: Model-based Offline Policy Optimization. In *Advances in Neural Information Processing Systems*, volume 33, pages 14129–14142. Curran Associates, Inc., 2020.
- Bo Zhou, Hongsheng Zeng, Fan Wang, Yunxiang Li, and Hao Tian. Efficient and Robust Reinforcement Learning with Uncertainty-based Value Expansion. *arXiv:1912.05328 [cs]*, December 2019.
- Qi Zhou, HouQiang Li, and Jie Wang. Deep Model-Based Reinforcement Learning via Estimated Uncertainty and Conservative Policy Optimization. In *AAAI Conference on Artificial Intelligence*, volume 34, pages 6941–6948, April 2020.

Supplementary Material: Model-Based Uncertainty in Value Functions

Table of Contents

A	THEORY PROOFS	13
A.1	Proof of Theorem 1	13
A.2	Proof of Theorem 2	14
B	THEORY EXTENSIONS	17
B.1	Unknown Reward Function	17
B.2	Extension to Q -values	17
B.3	State-Action Uncertainty Rewards	18
C	TABULAR ENVIRONMENTS EXPERIMENTS	18
C.1	Implementation Details	18
C.2	Environment Details	18
C.3	<i>DeepSea</i> Additional Experiments	19
C.3.1	Extended Results	19
C.3.2	Uncertainty Rewards Ablation	19
C.3.3	Ensemble Size Ablation	20
C.3.4	Exploration Gain Ablation	20
D	CONTINUOUS CONTROL EXPERIMENTS	20
D.1	Implementation Details	21
D.2	Environment Details	23
D.3	Ensemble Size Ablation	23
D.4	Visualization of Variance Estimates	23

A THEORY PROOFS

A.1 Proof of Theorem 1

In this section, we provide the formal proof of Theorem 1. We begin by showing an expression for the posterior variance of the value function without assumptions on the MDP. We define the joint distribution $p^\pi(a, s' | s) = \pi(a | s)p(s' | s, a)$ for a generic transition function p . To ease notation, since π is fixed, we will simply denote the joint distribution as $p(a, s' | s)$.

Lemma 1. *For any $s \in \mathcal{S}$ and any policy π , it holds that*

$$\mathbb{V}_{p \sim \Phi_t}[V^{\pi, p}(s)] = \gamma^2 \mathbb{E}_{p \sim \Phi_t} \left[\left(\sum_{a, s'} p(a, s' | s) V^{\pi, p}(s') \right)^2 \right] - \gamma^2 \left(\mathbb{E}_{p \sim \Phi_t} \left[\sum_{a, s'} p(a, s' | s) V^{\pi, p}(s') \right] \right)^2. \quad (13)$$

Proof. Using the Bellman expectation equation

$$V^{\pi, p}(s) = \sum_a \pi(a | s) r(s, a) + \gamma \sum_{a, s'} p(a, s' | s) V^{\pi, p}(s'), \quad (14)$$

we have

$$\mathbb{V}_{p \sim \Phi_t}[V^{\pi, p}(s)] = \mathbb{V}_{p \sim \Phi_t} \left[\sum_a \pi(a | s) r(s, a) + \gamma \sum_{a, s'} p(a, s' | s) V^{\pi, p}(s') \right] \quad (15)$$

$$= \mathbb{V}_{p \sim \Phi_t} \left[\gamma \sum_{a, s'} p(a, s' | s) V^{\pi, p}(s') \right], \quad (16)$$

where (16) holds since $r(s, a)$ is deterministic. Using the identity $\mathbb{V}[Y] = \mathbb{E}[Y^2] - (\mathbb{E}[Y])^2$ on (16) concludes the proof. \square

The next result is the direct consequence of our set of assumptions.

Lemma 2. *Under Assumptions 1 and 2, for any $s \in \mathcal{S}$, any policy π , $\text{Cov}[p(s' | s, a), V^{\pi, p}(s')] = 0$.*

Proof. Define τ to be any trajectory starting from state s' , $\tau = \{s', a_0, s_1, a_1, \dots\}$. First, by Assumption 1, if $s_i \neq s'$ for some $i \in \{1, 2, \dots\}$, then $p(s' | s, a)$ is independent of $p(s' | s_i, a)$. However, by Assumption 2, $s_i \neq s'$ for all $i > 0$, which implies that the trajectory distribution $P(\tau)$ is independent of the transition $p(s' | s, a)$. Lastly, since $V^{\pi, p}(s')$ is an expectation under $P(\tau)$, and independence implies zero correlation, the lemma holds. \square

Using the previous result yields the following lemma.

Lemma 3. *Under Assumptions 1 and 2, it holds that*

$$\sum_{a, s'} \mathbb{E}_{p \sim \Phi_t} [p(a, s' | s) V^{\pi, p}(s')] = \sum_{a, s'} \bar{p}_t(a, s' | s) \mathbb{E}_{p \sim \Phi_t} [V^{\pi, p}(s')]. \quad (17)$$

Proof. For any pair of random variables X and Y on the same probability space, by definition of covariance it holds that $\mathbb{E}[XY] = \text{Cov}[X, Y] + \mathbb{E}[X] \mathbb{E}[Y]$. Using this identity with Lemma 2 and the definition of posterior mean transition (2) yields the result. \square

Now we are ready to prove the main theorem.

Theorem 1. *Under Assumptions 1 and 2, for any $s \in \mathcal{S}$ and policy π , the posterior variance of the value function, $U_t^\pi = \mathbb{V}_{p \sim \Phi_t}[V^{\pi, p}]$ obeys the uncertainty Bellman equation*

$$U_t^\pi(s) = \gamma^2 u_t(s) + \gamma^2 \sum_{a, s'} \pi(a | s) \bar{p}_t(s' | s, a) U_t^\pi(s'), \quad (6)$$

where $u_t(s)$ is the local uncertainty defined as

$$u_t(s) = \mathbb{V}_{a, s' \sim \pi, \bar{p}_t} [\bar{V}_t^\pi(s')] - \mathbb{E}_{p \sim \Phi_t} [\mathbb{V}_{a, s' \sim \pi, p} [V^{\pi, p}(s')]]. \quad (7)$$

Proof. Starting from the result in Lemma 1, we consider each term on the r.h.s of (13) separately. For the first term, notice that within the expectation we have a squared expectation over the transition probability $p(s' | s, a)$, thus using the identity $(\mathbb{E}[Y])^2 = \mathbb{E}[Y^2] - \mathbb{V}[Y]$ results in

$$\mathbb{E}_{p \sim \Phi_t} \left[\left(\sum_{a, s'} p(a, s' | s) V^{\pi, p}(s') \right)^2 \right] = \mathbb{E}_{p \sim \Phi_t} \left[\sum_{a, s'} p(a, s' | s) (V^{\pi, p}(s'))^2 - \mathbb{V}_{a, s' \sim \pi, p} [V^{\pi, p}(s')] \right]. \quad (18)$$

Applying linearity of expectation to bring it inside the sum and an application of Lemma 3 (note that the lemma applies for squared values as well) gives

$$= \sum_{a, s'} \bar{p}_t(a, s' | s) \mathbb{E}_{p \sim \Phi_t} \left[(V^{\pi, p}(s'))^2 \right] - \mathbb{E}_{p \sim \Phi_t} \left[\mathbb{V}_{a, s' \sim \pi, p} [V^{\pi, p}(s')] \right]. \quad (19)$$

For the second term of the r.h.s of (13) we apply again Lemma 3 and under definition of variance

$$\left(\mathbb{E}_{p \sim \Phi_t} \left[\sum_{a, s'} p(a, s' | s) V^{\pi, p}(s') \right] \right)^2 = \left(\sum_{a, s'} \bar{p}_t(a, s' | s) \mathbb{E}_{p \sim \Phi_t} [V^{\pi, p}(s')] \right)^2 \quad (20)$$

$$= \sum_{a, s'} \bar{p}_t(a, s' | s) \left(\mathbb{E}_{p \sim \Phi_t} [V^{\pi, p}(s')] \right)^2 - \mathbb{V}_{a, s' \sim \pi, \bar{p}_t} \left[\mathbb{E}_{p \sim \Phi_t} [V^{\pi, p}(s')] \right]. \quad (21)$$

Finally, since

$$\mathbb{E}_{p \sim \Phi_t} \left[(V^{\pi, p}(s'))^2 \right] - \left(\mathbb{E}_{p \sim \Phi_t} [V^{\pi, p}(s')] \right)^2 = \mathbb{V}_{p \sim \Phi_t} [V^{\pi, p}(s')] \quad (22)$$

for any $s' \in \mathcal{S}$, we can plug (19) and (21) into (13), which proves the theorem. \square

A.2 Proof of Theorem 2

In this section, we provide the supporting theory and the proof of Theorem 2. First, we will use the identity $\mathbb{V}[\mathbb{E}[Y|X]] = \mathbb{E}[(\mathbb{E}[Y|X])^2] - (\mathbb{E}[Y])^2$ to prove $u_t(s) = w_t(s) - g_t(s)$ holds, with $Y = \sum_{a, s'} p(a, s' | s) V^{\pi, p}(s')$. For the conditioning variable X , we define a transition function with fixed input state s as a mapping $p_s : \mathcal{A} \rightarrow \Delta(\mathcal{S})$ representing a distribution $p_s(s' | a) = p(s' | s, a)$. Then $X = \mathbf{P}_s := \{p_s(s' | a)\}_{s' \in \mathcal{S}, a \in \mathcal{A}}$. The transition function p_s is drawn from a distribution $\Phi_{s, t}$ obtained by marginalizing Φ_t on all transitions not starting from s .

Lemma 4. *Under Assumptions 1 and 2, it holds that*

$$\mathbb{V}_{p_s \sim \Phi_{s, t}} \left[\mathbb{E}_{p \sim \Phi_t} \left[\sum_{a, s'} p(a, s' | s) V^{\pi, p}(s') \mid \mathbf{P}_s \right] \right] = \mathbb{V}_{p \sim \Phi_t} \left[\sum_{a, s'} p(a, s' | s) \bar{V}_t^{\pi}(s') \right]. \quad (23)$$

Proof. Treating the inner expectation,

$$\mathbb{E}_{p \sim \Phi_t} \left[\sum_{a, s'} p(a, s' | s) V^{\pi, p}(s') \mid \mathbf{P}_s \right] = \sum_a \pi(a | s) \sum_{s'} \mathbb{E}_{p \sim \Phi_t} [p(s' | s, a) V^{\pi, p}(s') \mid \mathbf{P}_s]. \quad (24)$$

Due to the conditioning, $p(s' | s, a)$ is deterministic within the expectation

$$= \sum_{a, s'} p(a, s' | s) \mathbb{E}_{p \sim \Phi_t} [V^{\pi, p}(s') \mid \mathbf{P}_s]. \quad (25)$$

By Lemma 2, $V^{\pi, p}(s')$ is independent of \mathbf{P}_s , so we can drop the conditioning

$$= \sum_{a, s'} p(a, s' | s) \bar{V}_t^{\pi}(s'). \quad (26)$$

Lastly, since drawing samples from a marginal distribution is equivalent to drawing samples from the joint, i.e., $\mathbb{V}_x[f(x)] = \mathbb{V}_{(x,y)}[f(x)]$, then:

$$\mathbb{V}_{p_s \sim \Phi_{s,t}} \left[\sum_{a,s'} p(a, s' | s) \bar{V}_t^\pi(s') \right] = \mathbb{V}_{p \sim \Phi_t} \left[\sum_{a,s'} p(a, s' | s) \bar{V}_t^\pi(s') \right], \quad (27)$$

completing the proof. \square

The next lemma establishes the result for the expression $\mathbb{E}[(\mathbb{E}[Y|X])^2]$.

Lemma 5. *Under Assumptions 1 and 2, it holds that*

$$\mathbb{E}_{p_s \sim \Phi_{s,t}} \left[\left(\mathbb{E}_{p \sim \Phi_t} \left[\sum_{a,s'} p(a, s' | s) V^{\pi,p}(s') \mid \mathbf{P}_s \right] \right)^2 \right] = \sum_{a,s'} \bar{p}_t(a, s' | s) (\bar{V}_t^\pi(s')) - \mathbb{E}_{p \sim \Phi_t} [\mathbb{V}_{a,s' \sim \pi,p} [\bar{V}_t^\pi(s')]]. \quad (28)$$

Proof. The inner expectation is equal to the one in Lemma 4, so we have that

$$\left(\mathbb{E}_{p \sim \Phi_t} \left[\sum_{a,s'} p(a, s' | s) V^{\pi,p}(s') \mid \mathbf{P}_s \right] \right)^2 = \left(\sum_{a,s'} p(a, s' | s) \bar{V}_t^\pi(s') \right)^2 \quad (29)$$

$$= \sum_{a,s'} p(a, s' | s) (\bar{V}_t^\pi(s'))^2 - \mathbb{V}_{a,s' \sim \pi,p} [\bar{V}_t^\pi(s')]. \quad (30)$$

Finally, applying expectation on both sides of (30) yields the result. \square

Similarly, the next lemma establishes the result for the expression $(\mathbb{E}[\mathbb{E}[Y|X]])^2$.

Lemma 6. *Under Assumptions 1 and 2, it holds that*

$$\left(\mathbb{E}_{p_s \sim \Phi_{s,t}} \left[\mathbb{E}_{p \sim \Phi_t} \left[\sum_{a,s'} p(a, s' | s) V^{\pi,p}(s') \mid \mathbf{P}_s \right] \right] \right)^2 = \sum_{a,s'} \bar{p}_t(a, s' | s) (\bar{V}_t^\pi(s')) - \mathbb{V}_{a,s' \sim \pi,\bar{p}_t} [\bar{V}_t^\pi(s')]. \quad (31)$$

Proof. By the tower property of expectations, $(\mathbb{E}[\mathbb{E}[Y|X]])^2 = (\mathbb{E}[Y])^2$. Then, the result follows directly from (20) and (21). \square

The second part of Theorem 2 is a corollary of the next lemma.

Lemma 7. *Under Assumptions 1 and 2, it holds that*

$$\mathbb{E}_{p \sim \Phi_t} [\mathbb{V}_{a,s' \sim \pi,p} [V^{\pi,p}(s')] - \mathbb{V}_{a,s' \sim \pi,p} [\bar{V}_t^\pi(s')]] \quad (32)$$

is non-negative.

Proof. We will prove the lemma by showing (32) is equal to $\mathbb{E}_{p \sim \Phi_t} [\mathbb{V}_{a,s' \sim \pi,p} [V^{\pi,p}(s') - \bar{V}_t^\pi(s')]]$, which is a non-negative quantity by definition of variance. The idea is to derive two expressions for $\mathbb{E}[\mathbb{V}[Y|X]]$ and compare them. First, we will use the identity $\mathbb{E}[\mathbb{V}[Y|X]] = \mathbb{E}[\mathbb{E}[(Y - \mathbb{E}[Y|X])^2|X]]$. The outer expectation is w.r.t the marginal distribution

$\Phi_{s,t}$ while the inner expectations are w.r.t Φ_t . For the inner expectation we have

$$\mathbb{E}_{p \sim \Phi_t} \left[\left(\sum_{a,s'} p(a, s' | s) V^{\pi,p}(s') - \mathbb{E}_{p \sim \Phi_t} \left[\sum_{a,s'} p(a, s' | s) V^{\pi,p}(s') \mid \mathbf{P}_s \right] \right)^2 \mid \mathbf{P}_s \right] \quad (33)$$

$$= \mathbb{E}_{p \sim \Phi_t} \left[\left(\sum_{a,s'} p(a, s' | s) (V^{\pi,p}(s') - \mathbb{E}_{p \sim \Phi_t} [V^{\pi,p} \mid \mathbf{P}_s]) \right)^2 \mid \mathbf{P}_s \right] \quad (34)$$

$$= \mathbb{E}_{p \sim \Phi_t} \left[\left(\sum_{a,s'} p(a, s' | s) (V^{\pi,p}(s') - \bar{V}_t^\pi(s')) \right)^2 \mid \mathbf{P}_s \right] \quad (35)$$

$$= \mathbb{E}_{p \sim \Phi_t} \left[\sum_{a,s'} p(a, s' | s) (V^{\pi,p}(s') - \bar{V}_t^\pi(s'))^2 - \mathbb{V}_{a,s' \sim \pi,p} [V^{\pi,p}(s') - \bar{V}_t^\pi(s')] \mid \mathbf{P}_s \right] \quad (36)$$

$$= \sum_{a,s'} p(a, s' | s) \mathbb{V}_{p \sim \Phi_t} [V^{\pi,p}(s')] - \mathbb{E}_{p \sim \Phi_t} [\mathbb{V}_{a,s' \sim \pi,p} [V^{\pi,p}(s') - \bar{V}_t^\pi(s')] \mid \mathbf{P}_s]. \quad (37)$$

Applying the outer expectation to the last equation, along with Lemma 2 and the tower property of expectations yields:

$$\mathbb{E}[\mathbb{V}[Y|X]] = \sum_{a,s'} \bar{p}_t(a, s' | s) \mathbb{V}_{p \sim \Phi_t} [V^{\pi,p}(s')] - \mathbb{E}_{p \sim \Phi_t} [\mathbb{V}_{a,s' \sim \pi,p} [V^{\pi,p}(s') - \bar{V}_t^\pi(s')]]. \quad (38)$$

Now we repeat the derivation but using $\mathbb{E}[\mathbb{V}[Y|X]] = \mathbb{E}[\mathbb{E}[Y^2|X] - (\mathbb{E}[Y|X])^2]$. For the inner expectation of the first term we have:

$$\mathbb{E}_{p \sim \Phi_t} \left[\left(\sum_{a,s'} p(a, s' | s) V^{\pi,p}(s') \right)^2 \mid \mathbf{P}_s \right] \quad (39)$$

$$= \mathbb{E}_{p \sim \Phi_t} \left[\sum_{a,s'} p(a, s' | s) (V^{\pi,p}(s'))^2 - \mathbb{V}_{a,s' \sim \pi,p} [V^{\pi,p}(s')] \mid \mathbf{P}_s \right]. \quad (40)$$

Applying the outer expectation:

$$\mathbb{E}[\mathbb{E}[Y^2|X]] = \sum_{a,s'} \bar{p}_t(a, s' | s) \mathbb{E}_{p \sim \Phi_t} [(V^{\pi,p}(s'))^2] - \mathbb{E}_{p \sim \Phi_t} [\mathbb{V}_{a,s' \sim \pi,p} [V^{\pi,p}(s')]]. \quad (41)$$

Lastly, for the inner expectation of $\mathbb{E}[(\mathbb{E}[Y|X])^2]$:

$$\left(\mathbb{E}_{p \sim \Phi_t} \left[\sum_{a,s'} p(a, s' | s) V^{\pi,p}(s') \mid \mathbf{P}_s \right] \right)^2 = \left(\sum_{a,s'} p(a, s' | s) \bar{V}_t^\pi(s') \right)^2 \quad (42)$$

$$= \sum_{a,s'} p(a, s' | s) (\bar{V}_t^\pi(s'))^2 - \mathbb{V}_{a,s' \sim \pi,p} [\bar{V}_t^\pi(s')]. \quad (43)$$

Applying the outer expectation:

$$\mathbb{E}[(\mathbb{E}[Y|X])^2] = \sum_{a,s'} \bar{p}_t(a, s' | s) (\bar{V}_t^\pi(s'))^2 - \mathbb{E}_{p \sim \Phi_t} [\mathbb{V}_{a,s' \sim \pi,p} [\bar{V}_t^\pi(s')]]. \quad (44)$$

Finally, by properties of variance, (38) = (41) - (44) which gives the desired result. \square

Theorem 2. Under Assumptions 1 and 2, for any $s \in \mathcal{S}$ and policy π , it holds that $u_t(s) = w_t(s) - g_t(s)$, where $g_t(s) = \mathbb{E}_{p \sim \Phi_t} [\mathbb{V}_{a,s' \sim \pi,p} [V^{\pi,p}(s')] - \mathbb{V}_{a,s' \sim \pi,p} [\bar{V}_t^\pi(s')]]$. Furthermore, we have that the gap $g_t(s)$ is non-negative, thus $u_t(s) \leq w_t(s)$.

Proof. By definition of $u_t(s)$ in (7), proving the claim is equivalent to showing

$$\mathbb{V}_{a,s' \sim \pi, \bar{p}_t} [\bar{V}_t^\pi(s')] = w_t(s) + \mathbb{E}_{p \sim \Phi_t} [\mathbb{V}_{a,s' \sim \pi, p} [\bar{V}_t^\pi(s')]], \quad (45)$$

which holds by combining Lemmas 4–6. Lastly, $u_t(s) \leq w_t(s)$ holds by Lemma 7. \square

B THEORY EXTENSIONS

B.1 Unknown Reward Function

We can easily extend the derivations on Appendix A.1 to include the additional uncertainty coming from an *unknown* reward function. Similarly, we assume the reward function is a random variable r drawn from a prior distribution Ψ_0 , and whose belief will be updated via Bayes rule. In this new setting, we now consider the variance of the values under the distribution of MDPs, represented by the random variable \mathcal{M} . We need the following additional assumptions to extend our theory.

Assumption 3 (Independent rewards). $r(x, a)$ and $r(y, a)$ are independent random variables if $x \neq y$.

Assumption 4 (Independent transitions and rewards). The random variables $p(\cdot | s, a)$ and $r(s, a)$ are independent for any (s, a) .

With Assumption 3 we have that the value function of next states is independent of the transition function and reward function at the current state. Assumption 4 means that sampling $\mathcal{M} \sim \Gamma_t$ is equivalent as independently sampling $p \sim \Phi_t$ and $r \sim \Psi_t$.

Theorem 3. Under Assumptions 1–4, for any $s \in \mathcal{S}$ and policy π , the posterior variance of the value function, $U_t^\pi = \mathbb{V}_{\mathcal{M} \sim \Gamma_t} [V^{\pi, \mathcal{M}}]$ obeys the uncertainty Bellman equation

$$U_t^\pi(s) = \mathbb{V}_{r \sim \Psi_t} \left[\sum_a \pi(a | s) r(s, a) \right] + \gamma^2 u_t(s) + \gamma^2 \sum_{a, s'} \pi(a | s) \bar{p}_t(s' | s, a) U_t^\pi(s'), \quad (46)$$

where $u_t(s)$ is defined in (7).

Proof. By Assumptions 3 and 4 and following the derivation of Lemma 1 we have

$$\mathbb{V}_{\mathcal{M} \sim \Gamma_t} [V^{\pi, \mathcal{M}}(s)] = \mathbb{V}_{\mathcal{M} \sim \Gamma_t} \left[\sum_a \pi(a | s) r(s, a) + \gamma \sum_{a, s'} p(a, s' | s) V^{\pi, \mathcal{M}}(s') \right] \quad (47)$$

$$= \mathbb{V}_{r \sim \Psi_t} \left[\sum_a \pi(a | s) r(s, a) \right] + \mathbb{V}_{\mathcal{M} \sim \Gamma_t} \left[\gamma \sum_{a, s'} p(a, s' | s) V^{\pi, \mathcal{M}}(s') \right]. \quad (48)$$

Then following the same derivations as Appendix A.1 completes the proof. \square

B.2 Extension to Q -values

Our theoretical results naturally extend to action-value functions. The following result is analogous to Theorem 1.

Theorem 4. Under Assumptions 1 and 2, for any $(s, a) \in \mathcal{S} \times \mathcal{A}$ and policy π , the posterior variance of the Q -function, $U_t^\pi = \mathbb{V}_{p \sim \Phi_t} [Q^{\pi, p}]$ obeys the uncertainty Bellman equation

$$U_t^\pi(s, a) = \gamma^2 u_t(s, a) + \gamma^2 \sum_{a', s'} \pi(a' | s') \bar{p}_t(s' | s, a) U_t^\pi(s', a'), \quad (49)$$

where $u_t(s, a)$ is the local uncertainty defined as

$$u_t(s, a) = \mathbb{V}_{a', s' \sim \pi, \bar{p}_t} [\bar{Q}_t^\pi(s', a')] - \mathbb{E}_{p \sim \Phi_t} [\mathbb{V}_{a', s' \sim \pi, p} [Q^{\pi, p}(s', a')]] \quad (50)$$

Proof. Follows the same derivation as Appendix A.1 \square

Similarly, we can connect to the upper-bound found by Zhou et al. (2020) with the following theorem.

Theorem 5. *Under Assumptions 1 and 2, for any $(s, a) \in \mathcal{S} \times \mathcal{A}$ and policy π , it holds that $u_t(s, a) = w_t(s, a) - g_t(s, a)$, where $w_t(s, a) = \mathbb{V}_{p \sim \Phi_t} \left[\sum_{a', s'} \pi(a' | s') p(s' | s, a) \bar{Q}_t^\pi(s', a') \right]$ and $g_t(s, a) = \mathbb{E}_{p \sim \Phi_t} \left[\mathbb{V}_{a', s' \sim \pi, p} [Q^{\pi, p}(s', a')] - \mathbb{V}_{a', s' \sim \pi, p} [\bar{Q}_t^\pi(s', a')] \right]$. Furthermore, we have that the gap $g_t(s, a) \geq 0$ is non-negative, thus $u_t(s, a) \leq w_t(s, a)$.*

Proof. Follows the same derivation as Appendix A.2. Similarly, we can prove that the gap $g_t(s, a)$ is non-negative by showing it is equal to $\mathbb{E}_{p \sim \Phi_t} \left[\mathbb{V}_{a', s' \sim \pi, p} [Q^{\pi, p}(s', a') - \bar{Q}_t^\pi(s', a')] \right]$. \square

B.3 State-Action Uncertainty Rewards

In our practical experiments, we use the results of both Appendices B.1 and B.2 to compose the uncertainty rewards propagated via the UBE. Concretely, we consider the following two approaches for computing state-action uncertainty rewards:

- pombu:

$$w_t(s, a) = \mathbb{V}_{p \sim \Phi_t} \left[\sum_{a', s'} \pi(a' | s') p(s' | s, a) \bar{Q}_t^\pi(s', a') \right] \quad (51)$$

- exact-ube:

$$u_t(s, a) = w_t(s, a) - \mathbb{E}_{p \sim \Phi_t} \left[\mathbb{V}_{a', s' \sim \pi, p} [Q^{\pi, p}(s', a') - \bar{Q}_t^\pi(s', a')] \right] \quad (52)$$

Additionally, since we also learn the reward function, we add to the above the uncertainty term generated by the reward function posterior, as shown in Appendix B.1: $\mathbb{V}_{r \sim \Psi_t} [r(s, a)]$.

C TABULAR ENVIRONMENTS EXPERIMENTS

In this section, we provide more details about the tabular implementation of Algorithm 1, environment details and extended results.

C.1 Implementation Details

Model learning. For the transition function we use a prior $\text{Dirichlet}(1/\sqrt{S})$ and for rewards a standard normal $\mathcal{N}(0, 1)$, as done by O’Donoghue et al. (2019). The choice of priors leads to closed-form posterior updates based on state-visitation counts and accumulated rewards. We add a terminal state to our modeled MDP in order to compute the values in closed-form via linear algebra.

Accelerating learning. For the *DeepSea* benchmark we accelerate learning by imagining each experienced transition (s, a, s', r) is repeated L times, as initially suggested in Osband et al. (2019) (see footnote 9), although we scale the number of repeats with the size of the MDP. Effectively, this strategy forces the MDP posterior to shrink faster, thus making all algorithms converge in fewer episodes. The same strategy was used for all the methods evaluated in the benchmark.

Policy optimization. All tested algorithms (PSRL and OFU variants) optimize the policy via policy iteration, where we break ties at random when computing the argmax, and limit the number of policy iteration steps to 40.

Hyperparameters. Unless noted otherwise, all tabular RL experiments use a discount factor $\gamma = 0.99$, an exploration gain $\lambda = 1.0$ and an ensemble size $N = 5$.

Uncertainty reward clipping. For *DeepSea* we clip uncertainty rewards with $u_{\min} = -0.05$ and for the 7-room environment we keep $u_{\min} = 0.0$.

C.2 Environment Details

DeepSea. As proposed by Osband et al. (2019), *DeepSea* is a grid-world environment of size $L \times L$, with $S = L^2$ and $A = 2$.

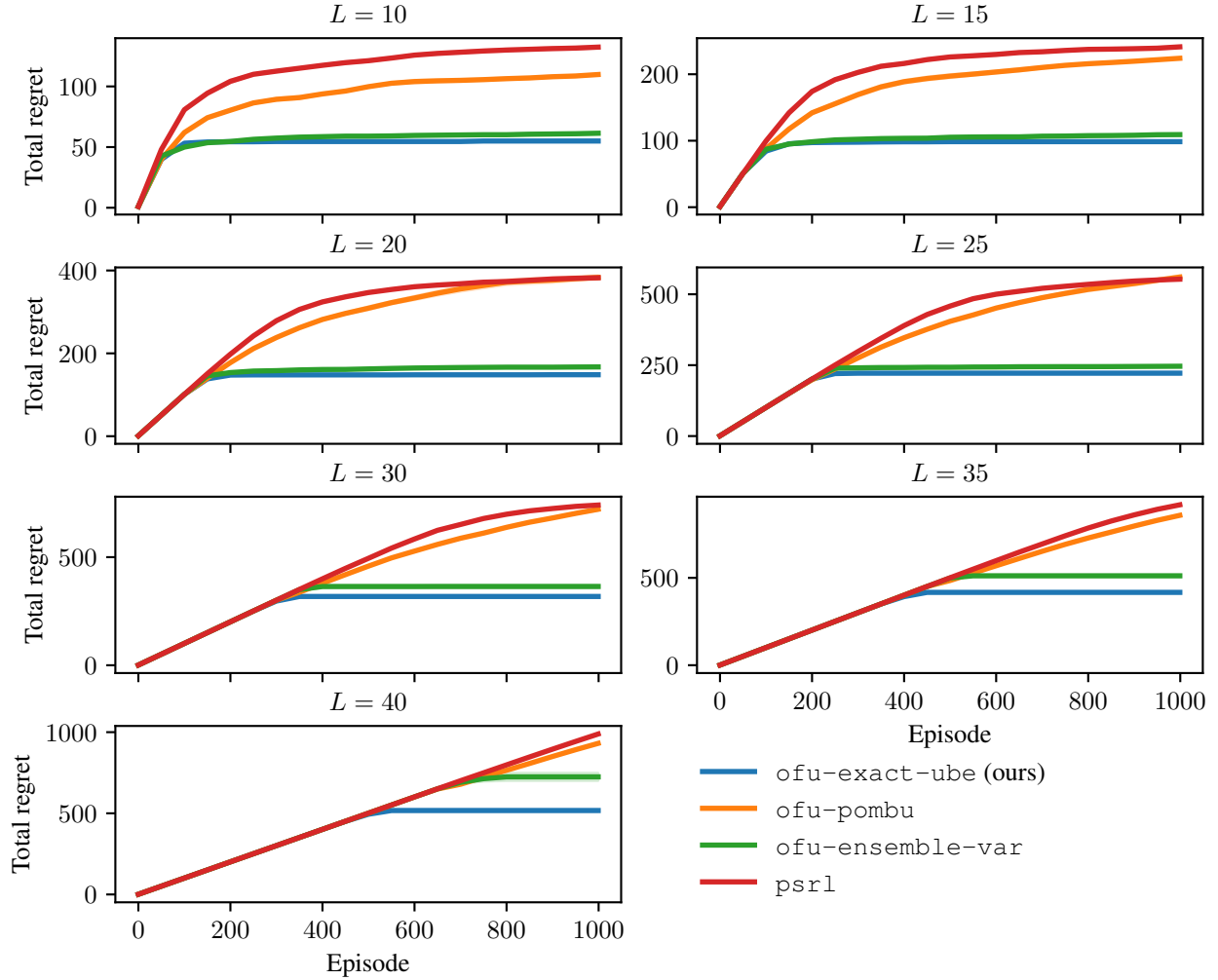


Figure 7: Extended results for the *DeepSea* experiments shown in Figure 2. We report the average (solid line) and standard error (shaded region) over 5 random seeds.

7-room. As implemented by Domingues et al. (2021), the 7-room environment consists of seven connected rooms of size 5×5 , represented as an MDP of size $S = 181$ and discrete action space with size $A = 4$. The starting state is always the center cell of the middle room, which yields a reward of 0.01. The center cell of the left-most room gives a reward of 0.1 and the center cell of the right-most room gives a large reward of 1. The episode terminates after 40 steps and the state with large reward is absorbing (i.e., once it reaches the rewarding state, the agent remains there until the end of the episode). The agent transitions according to the selected action with probability 0.95 and moves to a randomly selected neighboring cell with probability 0.05.

C.3 *DeepSea* Additional Experiments

C.3.1 Extended Results

Figure 7 shows the total regret in intervals of 50 episodes for all the different *DeepSea* sizes considered. Our method consistently achieves the lowest total regret.

C.3.2 Uncertainty Rewards Ablation

Our theory prescribes equivalent expressions for the uncertainty rewards under the assumptions. However, since it practice the assumptions do not generally hold, the expressions are no longer equivalent. In this section we evaluate the performance in the *DeepSea* benchmark for these different definitions of the uncertainty rewards:

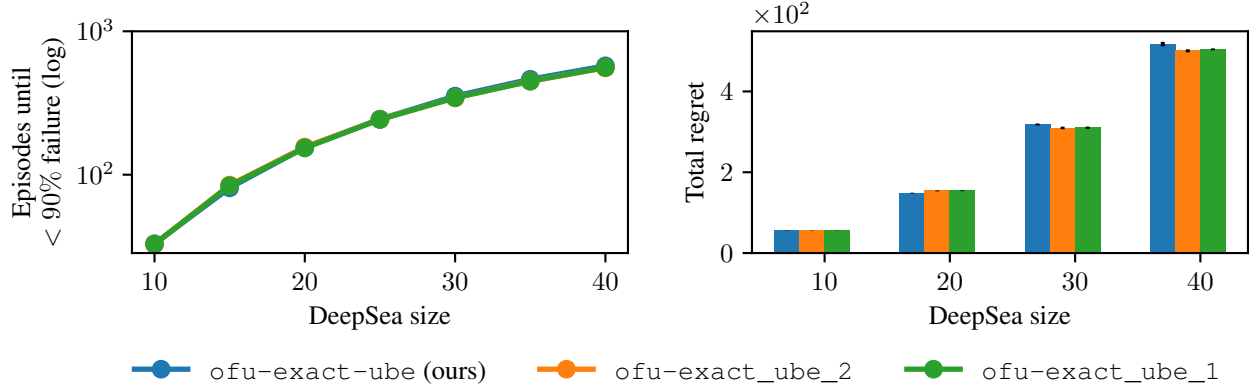


Figure 8: Ablation study on *DeepSea* exploration for different estimates of *exact-ube*. Results represent the average over 5 random seeds, and vertical bars on total regret indicate the standard error.

- *exact-ube_1*:

$$u_t(s, a) = \mathbb{V}_{a', s' \sim \pi, \bar{p}_t} [\bar{Q}_t^\pi(s', a')] - \mathbb{E}_{p \sim \Phi_t} [\mathbb{V}_{a', s' \sim \pi, p} [Q^{\pi, p}(s', a')]]$$

- *exact-ube_2*:

$$u_t(s, a) = \mathbb{V}_{p \sim \Phi_t} \left[\sum_{a', s'} \pi(a' | s') p(s' | s, a) \bar{Q}_t^\pi(s', a') \right] - \mathbb{E}_{p \sim \Phi_t} [\mathbb{V}_{a', s' \sim \pi, p} [Q^{\pi, p}(s', a')] - \mathbb{V}_{a', s' \sim \pi, p} [\bar{Q}_t^\pi(s', a')]]$$

- *exact-ube_3* (labeled *exact-ube* in all other plots):

$$u_t(s, a) = \mathbb{V}_{p \sim \Phi_t} \left[\sum_{a', s'} \pi(a' | s') p(s' | s, a) \bar{Q}_t^\pi(s', a') \right] - \mathbb{E}_{p \sim \Phi_t} [\mathbb{V}_{a', s' \sim \pi, p} [Q^{\pi, p}(s', a') - \bar{Q}_t^\pi(s', a')]]$$

Recall that, since we consider an unknown reward function, we add the uncertainty about rewards to the above when solving the UBE. Figure 8 shows the results for the *DeepSea* benchmark comparing the three uncertainty signals. Since the assumptions are violated in the practical setting, the three signals are no longer equivalent and result in slightly different uncertainty rewards. Still, when integrated into Algorithm 1, the performance in terms of learning time and total regret is quite similar. We select *exact-ube_3* as the default estimate for all other experiments.

C.3.3 Ensemble Size Ablation

The ensemble size N is one important hyperparameter for all the OFU-based methods. We perform additional experiments in *DeepSea* for different values of N , keeping all other hyperparameters fixed and with sizes $L = \{20, 30\}$. The results in Figure 9 show that our method achieves lower total regret across the different ensemble sizes. For *ensemble-var*, performance increases for larger ensembles. These results suggest that the sample-based approximation of our uncertainty rewards is not very sensitive to the number of samples and achieve good performance even for $N = 2$.

C.3.4 Exploration Gain Ablation

Another important hyperparameter for OFU-based methods is the exploration gain λ , controlling the magnitude of the optimistic values optimized via policy iteration. We perform an ablation study over λ , keeping all other hyperparameters fixed and testing for *DeepSea* sizes $L = \{20, 30\}$. Figure 10 shows the total regret for OFU methods over increasing gain. Unsurprisingly, as we increase λ , the total regret of all the methods increases, but overall *exact-ube* achieves the best performance.

D CONTINUOUS CONTROL EXPERIMENTS

In this section, we provide details regarding the deep RL implementation of the optimistic, variance-driven policy optimization. Also, we include relevant hyperparameters, environment details and additional results.

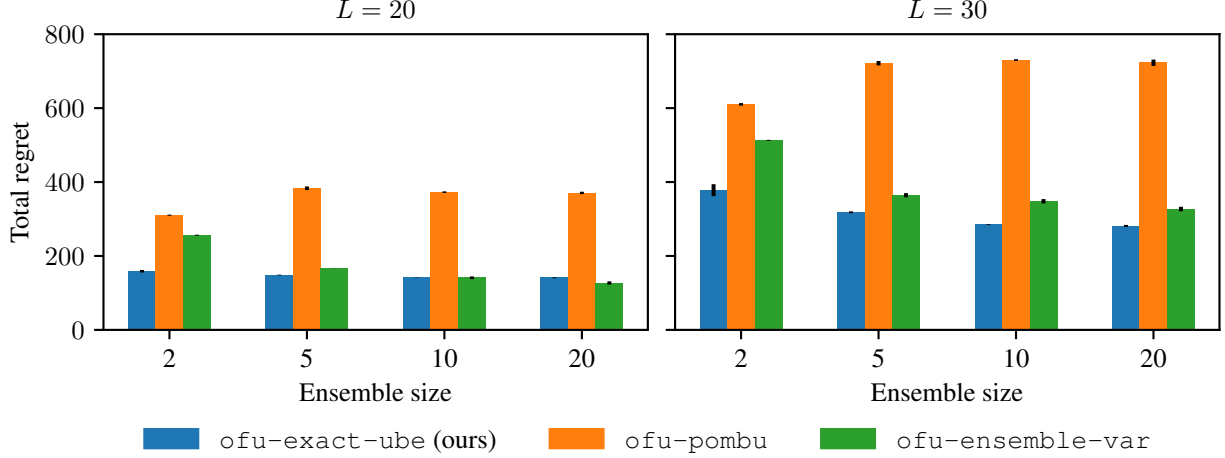


Figure 9: Ablation study over ensemble size N on the *DeepSea* environment.

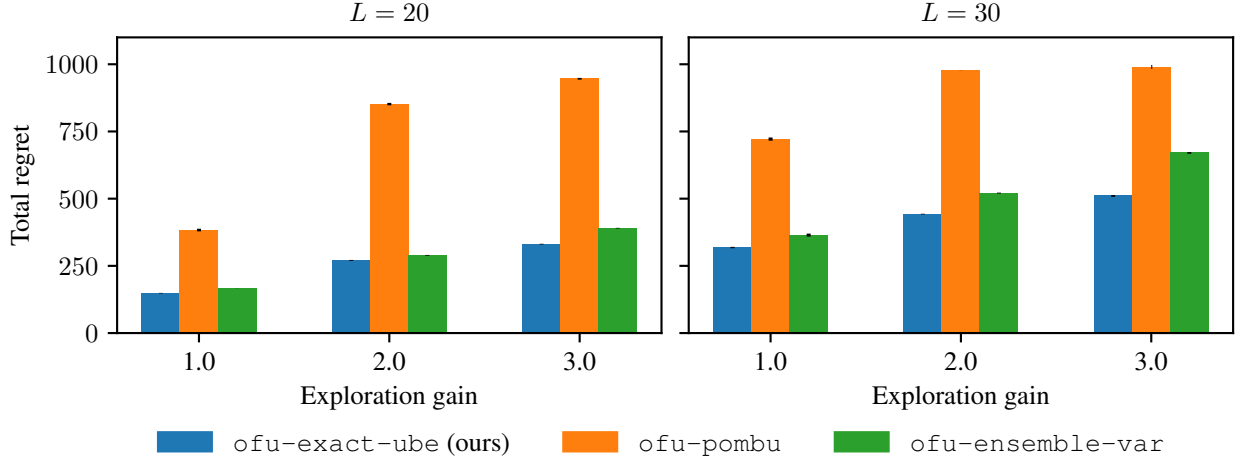


Figure 10: Ablation study over exploration gain λ on the *DeepSea* environment.

D.1 Implementation Details

The optimistic approach on top of MBPO (Janner et al., 2019) is presented in Algorithm 2. The main differences with the original implementation are as follows:

- In Line 8, we perform a total of $N + 1$ k -step rollouts corresponding to both the model-randomized and model-consistent rollout modalities. The original MBPO only executes the former to fill up $\mathcal{D}_{\text{model}}$.
- In Line 11, we update the ensemble of Q -functions on the corresponding model-consistent buffer. MBPO trains twin critics (as in SAC) on mini-batches from $\mathcal{D}_{\text{model}}$.
- In Line 12, we update the U -net for the UBE-based variance estimation methods.
- In Line 13, we update π_ϕ by maximizing the optimistic Q -values. MBPO maximizes the minimum of the twin critics (as in SAC). Both approaches include an entropy maximization term.

The main hyperparameters for our experiments are included in Table 2. Further implementation details are now provided.

Algorithm 2 MBPO-style optimistic learning

```

1: Initialize policy  $\pi_\phi$ , predictive model  $p_\theta$ , critic ensemble  $\{Q_i\}_{i=1}^N$ , uncertainty net  $U_\psi$  (optional), environment dataset  $\mathcal{D}_t$ , model datasets  $\mathcal{D}_{\text{model}}$  and  $\{\mathcal{D}_{\text{model}}^i\}_{i=1}^N$ .
2: global step  $\leftarrow 0$ 
3: for episode  $t = 0, \dots, T - 1$  do
4:   for  $E$  steps do
5:     if global step %  $F == 0$  then
6:       Train model  $p_\theta$  on  $\mathcal{D}_t$  via maximum likelihood
7:       for  $M$  model rollouts do
8:         Perform  $k$ -step model rollouts starting from  $s \sim \mathcal{D}_t$ ; add to  $\mathcal{D}_{\text{model}}$  and  $\{\mathcal{D}_{\text{model}}^i\}_{i=1}^N$ 
9:         Take action in environment according to  $\pi_\phi$ ; add to  $\mathcal{D}_t$ 
10:      for  $G$  gradient updates do
11:        Update  $\{Q_i\}_{i=1}^N$  with mini-batches from  $\{\mathcal{D}_{\text{model}}^i\}_{i=1}^N$ , via SGD on (10)
12:        (Optional) Update  $U_\psi$  with mini-batches from  $\mathcal{D}_{\text{model}}$ , via SGD on (12)
13:        Update  $\pi_\phi$  with mini-batches from  $\mathcal{D}_{\text{model}}$ , via stochastic gradient ascent on the optimistic values of (9)
14:      global step  $\leftarrow$  global step + 1
    
```

Table 2: Hyperparameter settings for continuous control experiments.

Hyperparameter	Sparse Pendulum	HalfCheetah	Walker2D	Ant
T - # episodes	75	200	300	
E - # steps per episode	400	1000		
G - policy updates per step	20	10		
M - # model rollouts per step	400			
F - frequency of model retraining (# steps)	400	250		
retain updates	1	10		
N - ensemble size	5			
λ - exploration gain	1.0			
λ_{reg} - UBE regulatization gain	5.0	0.0		
k - rollout length	10	1		
Model network	4 layers, 200 units, SiLU activations			
Policy network	2 layers, 64 units, Tanh activation	2 layers, 128 units, Tanh activations		
Q and U networks	2 layers, 256 units, Tanh activations			

Model learning. We leverage the `mbrel-lib` Python library from Pineda et al. (2021) and train an ensemble of N probabilistic neural networks. We use the default MLP architecture with four layers of size 200 and SiLU activations. The networks predict delta states, $\Delta = s' - s$, and receive as input normalized state-action pairs. The normalization statistics are updated each time we train the model, and are based on the dataset \mathcal{D}_t . We use the default initialization of the network provided by the library, which samples weights from a truncated Gaussian distribution, however we found it helpful to increase by a factor of 2.0 the standard deviation of the truncated Gaussian for the sparse pendulum task; a wider distribution of weights allows for more diverse dynamic models at the beginning of training and thus a stronger uncertainty signal to guide exploration.

Model-generated buffers. The capacity of the model-generated buffers $\mathcal{D}_{\text{model}}$ and $\{\mathcal{D}_{\text{model}}^i\}_{i=1}^N$ is computed as $k \times M \times F \times \text{retain updates}$, where `retain updates` is the number of model updates before entirely overwriting the buffers. Larger values of this parameter allows for more off-policy (old) data to be stored and sampled for training.

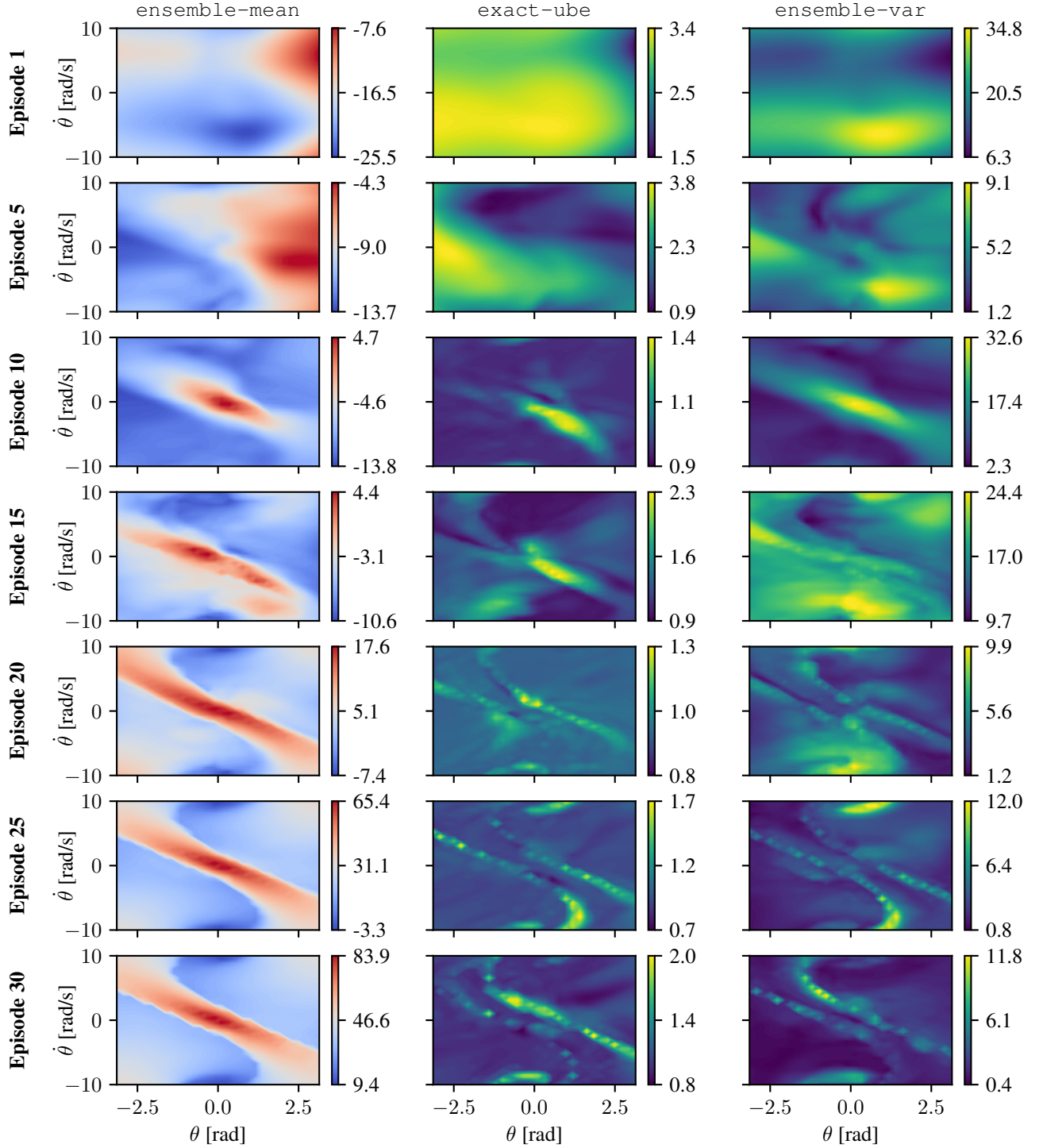


Figure 12: Visualization of training in sparse pendulum swing-up task using optimistic values estimated with the exact-ube method. (Left column) The mean values correspond to $\bar{Q}_t^\pi(s, \bar{a})$, where \bar{a} is the mean of the Gaussian policy π at the corresponding episode. (Center and right columns) The posterior standard deviation of Q -values, computed as $\sqrt{\hat{U}_t^\pi(s, \bar{a})}$ for the exact-ube and ensemble-var variance estimates.