

Can Pre-trained Vision and Language Models Answer Visual Information-Seeking Questions?

Yang Chen^{♣♥*} Hexiang Hu[♣] Yi Luan[♣] Haitian Sun[♣] Soravit Changpinyo[♣]
Alan Ritter[♡] Ming-Wei Chang[♣]

[♣]Google Deepmind [♣]Google Research [♡]Georgia Institute of Technology

Abstract


Pre-trained vision and language models (Chen et al., 2023b,a; Dai et al., 2023; Li et al., 2023b) have demonstrated state-of-the-art capabilities over existing tasks involving images and texts, including visual question answering. However, it remains unclear whether these models possess the capability to answer questions that are not only querying visual content but knowledge-intensive and information-seeking. In this study, we introduce INFOSEEK¹, a visual question answering dataset tailored for information-seeking questions that cannot be answered with only common sense knowledge. Using INFOSEEK, we analyze various pre-trained visual question answering models and gain insights into their characteristics. Our findings reveal that state-of-the-art pre-trained multi-modal models (e.g., PaLI-X, BLIP2, etc.) face challenges in answering visual information-seeking questions, but fine-tuning on the INFOSEEK dataset elicits models to use fine-grained knowledge that was learned during their pre-training. Furthermore, we show that accurate visual entity recognition can be used to improve performance on INFOSEEK by retrieving relevant documents, showing a significant space for improvement.

1 Introduction

The acquisition of knowledge occurs in the pre-training of large language models (Brown et al., 2020; Chowdhery et al., 2022), demonstrated as their emergent ability to answer information-seeking questions in the open-world, where the questioner does not have easy access to the information. While prior works have analyzed models' capabilities to answer *textual* information-seeking (or info-seeking) questions, much less is known for *visual* info-seeking questions. For example,

* Work done when interned at Google

¹Our dataset is available at <https://open-vision-language.github.io/infoseek/>.



Q: What days might I most commonly go to this building?
A: Sunday Previous VQA

Q: Who designed this building?
A: Antonio Barluzzi

Q: Which year was this building constructed?
A: 1955 INFOSEEK

Figure 1: While 70.8% of OK-VQA questions can be answered by average adults without using a search engine, INFOSEEK poses challenges to query fine-grained information about the visual entity (e.g., Domus Flevit Church), resulting in a sharp drop to 4.4% (§2).

after taking a picture of the specific church in Figure 1, a person might want to know the date of construction, or who decorated the interior of the church. Although the entity is presented in the image (the specific church), the relevant knowledge (e.g., the date) is not. Given recent advances on pre-trained visual and language models (Alayrac et al., 2022; Chen et al., 2023b; Li et al., 2023b), *do these models also understand how to answer visual information-seeking questions?*

To study this research question, a visual question answering (VQA) dataset focusing on info-seeking questions is inevitably required. However, not all VQA datasets meet this criterion. For example, by design, the majority of questions in datasets such as VQA v2 (Goyal et al., 2017) focus on visual attributes and object detection that does not require information beyond the image to answer. While models capable of answering these types of questions have the potential to aid visually impaired individuals (Gurari et al., 2018), there is a broader class of *info-seeking* questions that cannot be easily answered by sighted adults. Handling such questions (e.g., When was this building constructed? 1955) is critical as they come closer to the natural distribution of human questions.

In this paper, we present INFOSEEK, a natural

VQA dataset that focuses on visual info-seeking questions. Different from previous VQA datasets, the testing subset of INFOSEEK is collected in multiple stages from human annotators to evaluate VQA where the question can not be answered from only the visual content (see a comparison of datasets in § 2). In addition to this manually curated test set, which enables realistic evaluation of info-seeking VQA, we also join annotations from a recent visual entity recognition dataset (Hu et al., 2023) with the Wikidata database (Vrandečić and Krötzsch, 2014), and employ human annotators to write templates to semi-automatically generate a large corpus of visual info-seeking QA pairs. Over 1 million {image, question, answer} triplets are generated to support fine-tuning multimodal models for info-seeking VQA. We split data to ensure memorizing knowledge during fine-tuning is useless — models either have to learn to use knowledge learned during pre-training or learn to retrieve knowledge from an external knowledge base.

Using INFOSEEK, we analyze the ability of state-of-the-art models to answer visual info-seeking questions. We found pre-trained vision-language models, such as models pre-trained end-to-end (e.g., PaLI-X by Chen et al.), and models pre-trained with frozen LLM (e.g., BLIP2 by Li et al.), both struggle to answer info-seeking questions in zero-shot, though BLIP2 outperforms PaLI-X by a margin. Surprisingly, after fine-tuning on our (large, semi-automatically curated) training set, PaLI-X yields a significant improvement and outperforms the fine-tuned BLIP2 models on queries that are unseen during fine-tuning. This suggests that while pre-trained PaLI-X has a significant amount of knowledge, it requires a small amount of fine-tuning data to fully awaken its capabilities. Furthermore, we show that INFOSEEK fine-tuned models can even generalize to questions and entity types completely unseen during fine-tuning (e.g., art & fashion).

When incorporating a visual entity recognition component, and conditioning models on the Wikipedia articles of the relevant entities, we show that models accessing such a knowledge base (With-KB) perform better overall than those that rely on knowledge learned during pre-training. However, end-to-end (No-KB) models were found better on certain classes of questions that require coarse-grained answers (“Which continent is this building located on?”), even on tail entities. Our

Dataset	OK-VQA	ViQuAE	INFOSEEK
PaLM (Q-only)	23.8	31.5	5.6
Current SotA	66.1	22.1	18.2
Require Knowledge [†]	29.2%	95.2%	95.6%

[†] :% of questions that require knowledge to answer.

PaLM (Q-only): a question-only baseline using PaLM.

Table 1: Comparison of INFOSEEK and prior KI-VQA benchmarks. Performances reported in VQA score.

experiment (§5.2) further suggests that improving visual entity recognition can drastically increase model’s capability in answering visual info-seeking questions (from 18% to 45.6%), indicating a promising direction for future development.

2 The Need for a New Visual Information-seeking Benchmark

While there have been plenty of knowledge-intensive VQA (KI-VQA) benchmarks, we show that none of these meet the criteria to effectively evaluate info-seeking VQA. Early efforts in this area, such as KBQA (Wang et al., 2015) and FVQA (Wang et al., 2017), were based on domain-specific knowledge graphs, while recent datasets like OK-VQA (Marino et al., 2019) and its variants such as S3VQA (Jain et al., 2021) and A-OKVQA (Schwenk et al., 2022) have improved upon this foundation by incorporating an open-domain approach and highlighting common-sense knowledge. Among the existing benchmarks, K-VQA (Sanket Shah and Talukdar, 2019) and ViQuAE (Lerner et al., 2022) are the most relevant, but they have severe limitations in their question generation process, as discussed below.

Information Seeking Intent. The evaluation of models’ ability to answer info-seeking questions requires fine-grained knowledge, which a person is unlikely to know off the top of their head. However, we found that 70.8% of OK-VQA questions² can be answered without the need to use a search engine, indicating the dataset primarily focuses on knowledge that is commonly known to people. Most OK-VQA questions are regarding coarse-grained knowledge that many people already know: What days might I most commonly go to this building? Sunday. One only needs to know the building type (e.g., Church) rather than the specific building (e.g., Dominus Flevit Church). This

²Studied with human on 500 random OK-VQA questions (see Appendix C.1)

makes it unsuitable for evaluating pre-trained models on long-tailed knowledge, where these models have shown weaknesses (Kandpal et al., 2022).

Reliance on Visual Understanding. In contrast to OK-VQA, the ViQuAE dataset aims to test fine-grained knowledge of visual entities by pairing questions from TriviaQA (Joshi et al., 2017) with images. However, a significant portion of the ViQuAE questions (e.g., "Who betrayed him for 30 pieces of silver?") can be answered without looking at the images, as the questions often reveal sufficient information to determine the answer. To quantify this observation, we present questions from the evaluation set to a large language model, PaLM (540B) (Chowdhery et al., 2022). Results on the ViQuAE test set are shown in Table 1. Surprisingly, we find that PaLM can read questions and generate answers with 31.5% accuracy, outperforming the SOTA retrieval-based model (Lerner et al., 2022) (which has access to the image) on this dataset by 9.4%. Although PaLM is a much larger model, this experiment illustrates that it is possible to achieve very good performance on ViQuAE without using information from the image.

Entity Coverage. Current VQA datasets often cover a limited number of visual entity categories. For example, K-VQA only focuses on human subjects, while over 43% of questions in ViQuAE revolve around human entities (see Table 2). Such limitations hinder the evaluation of a model’s knowledge across various entity categories and may result in reduced task complexity, as the evaluation may be limited to mere facial recognition.

To address these limitations, we present INFOSEEK (§ 3), a new benchmark for pre-trained multi-modal models on visual info-seeking questions. Our work builds on top of a visual entity recognition dataset, OVEN (Hu et al., 2023), which is designed to answer questions related to the identification of visual entities. We take visual info-seeking a step further by benchmarking info-seeking questions about visual entities, which allows us to test the pre-training knowledge of models beyond simply recognizing an entity.

3 INFOSEEK: A VQA Benchmark of Visual Information-seeking Questions

The INFOSEEK dataset consists of two components, (1) INFOSEEK_{Human}: a collection of human-written visual info-seeking questions (8.9K) to simulate information seeking (see § 3.1); and (2)

Dataset	# {I, Q, A}	Len of Q/A	# Entity	# Ent. type
OK-VQA	14K	8.1/1.3	-	-*
K-VQA	183K	10.1/1.6	18,880	1†
ViQuAE	3.6K	12.4/1.7	2,397	980
INFOSEEK				
- Wikidata	1.35M	8.9/1.5	11,481	2,739
- Human	8.9K	7.8/2.3	806	527

*: OK-VQA does not specify visual entities.

†: K-VQA only covers entities from the human category.

Table 2: Statistics of INFOSEEK & KI-VQA datasets.

INFOSEEK_{Wikidata}: an automated dataset (1.3M) to cover diverse entities for large-scale training and evaluation purposes (see § 3.2). We split the dataset to ensure memorizing the training set is useless, thereby emphasizing the importance of pre-training to acquire knowledge (see § 3.3). Due to space limitations, we summarize the key essence in this section and defer details to the Appendix.

Image Sources for Diverse Entity Coverage. We sourced images from 9 image classification and retrieval datasets used in Hu et al., including landmarks (17%), animals (13%), food (5%), aircraft (3%), etc. We utilize their annotation, which links visual entities to their corresponding Wikipedia articles, to construct our INFOSEEK dataset.

3.1 INFOSEEK_{Human}: Natural Info-Seeking VQA Data Annotated by Humans

To ensure INFOSEEK questions *rely on visual understanding* and prevent models from taking shortcuts in the question without using the image, we employ a two-stage annotation approach inspired by TyDiQA (Clark et al., 2020). This makes it unlikely questioners will have prior knowledge of the answer like SQuAD (Rajpurkar et al., 2016), ensuring questions with *info-seeking intents* (Lee et al., 2019).

Question Writing. Annotators are asked to write 3-5 questions about a visual entity based on their own curiosity and information needs. To aid the question-writing process, they are prompted with visual entity images, a short description (15 words) about the entity, and a list of Wikipedia section titles. This ensures that the questions reflect a genuine interest in learning about important aspects of the entity without seeing the answer. A set of annotation rules is employed to prevent trivial questions, such as questions about visual attributes.

Answer Labeling. For each entity, we randomly assign collected questions to a different group of an-

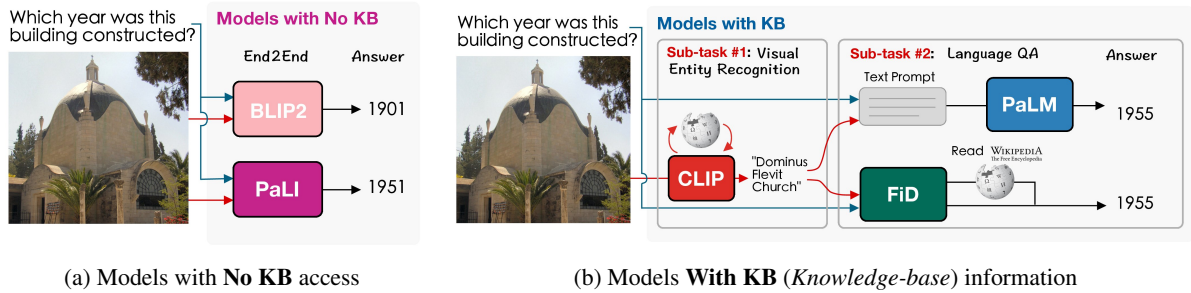


Figure 2: **Visual info-seeking models** under the proposed **No KB** and **With KB** protocols. (a) End-to-end VQA models (such as PaLI (Chen et al., 2023b) or BLIP2 (Li et al., 2023b)) that directly predict the answer from looking at the image and question; (b) Pipeline systems with access to a knowledge base (e.g. Wikipedia), with the option to link the queried subject to the Wikipedia use CLIP (Radford et al., 2021) and perform textual question-answering using PaLM (Chowdhery et al., 2022) or Fusion-in Decoder (FiD) (Izacard and Grave, 2020).

notators to label answers from Wikipedia. Annotators were shown the Wikipedia article of the entity and asked to find a concise answer to the question: a text span that is as short as possible while still forming a satisfactory answer. In addition, annotators categorize questions into three types: TIME (e.g., year), NUMERICAL (e.g., height) and STRING (e.g., location).

Finally, we construct {image, question, answer} (IQA) triples by assigning images for the annotated QA pair of a visual entity, followed by human verification and clarification of the questions if multiple objects are presented in the image. Following TyDiQA (Clark et al., 2020), we measure the *correctness* of annotations and take the high accuracy (95%) as evidence that the quality of the dataset is reliable for evaluating visual info-seeking models.

3.2 INFOSEEK_{wikidata}: 1 Million Automated VQA Data from Wikipedia

Human annotation is valuable but costly for large-scale evaluation. We thus scale up the dataset using a semi-automated procedure, transforming knowledge triples in Wikidata (2022-10-03) to natural language questions with human-authored templates, resulting in 1.3M examples over 11K visual entities covering 2.7K entity types (see Table 2).

QA Generation. We convert knowledge triples (subj, relation, obj) in Wikidata to natural language question-answer pairs for a selected list of 300 relations. For each relation, annotators write one or two question templates, which contain a placeholder for a hypernym of the visual entity (e.g., car) and a placeholder for unit measurements (e.g., inches) in numerical questions to avoid ambiguity. Finally, we construct the IQA triples by pairing images of a visual entity with corresponding QA

pairs.³

QA Pair Filtering and Subsampling. To ensure the questions are diverse and the answers can be referenced from Wikipedia, we filter out QA pairs when answers from Wikidata cannot be found in the Wikipedia article and subsample questions to balance the distribution of entities and relations.

3.3 Evaluation of INFOSEEK

Dataset Split. We design the evaluation split to prevent overfitting to the training set and focus on evaluating the generalization ability of the pre-trained models. This includes the ability to answer questions of new entities and questions not seen during training. Particularly, we define two evaluation splits: (1) UNSEEN ENTITY, where a portion of entities are held out during training and only included in the evaluation; (2) UNSEEN QUESTION, where we hold out a portion of the QA pairs of seen entities for evaluation.

Evaluation Metric. Three types of questions are evaluated differently: VQA accuracy (Goyal et al., 2017) for STRING and TIME; *Relaxed Accuracy* (Methani et al., 2020) for NUMERICAL. We applied different relaxing strategies for each question type, and averaged the accuracy for each question. Finally, we calculate the accuracy for each data split (UNSEEN QUESTION and UNSEEN ENTITY), and take the harmonic mean of them as the overall accuracy (see Appendix).

4 Protocols and Models for INFOSEEK

Motivated by previous research on text-based question benchmarks (Joshi et al., 2017; Roberts et al., 2020), we introduce two evaluation protocols, *i.e.*,

³Based on manual inspection of 500 examples, we found this process rarely produces incorrect examples ($\leq 1.2\%$).

Eval Protocol	Training/Validation	Testing	Methods	Example Models	Knowledge Base
No-KB	{I, Q, A}	{I, Q}	End-to-end Model	PaLI, BLIP2	-
With-KB	{I, Q, A, E}	{I, Q}	Pipeline System	CLIP→ PaLM / FiD	Wikipedia

Table 3: **Two evaluation protocols of INFOSEEK.** The key difference is whether auxiliary data for visual entity recognition and knowledge base is available at training. I: image, Q: question, A: answer, E: queried visual entity.

No KB and *With KB*, to evaluate models with different information accessible from INFOSEEK. Table 3 and Figure 2 have provided a comparison for the two setups. This key design choice is made to encourage models from different families to be compared with a clear notion of what information was accessed. We note that the *No KB* protocol is more challenging than the *With KB* protocol.

The No-KB protocol. Models are tasked to directly predict the answer by examining the image and question, similar to traditional VQA systems. This requires the model to store world knowledge in its parameters for effective question answering. The research question focuses on how much knowledge can an end-to-end model memorize in its parameters during pre-training, and how well can it utilize this knowledge after fine-tuning? We use the standard VQA formatted data, *i.e.*, {Image (I), Question(Q), Answer(A)} triplets for training / validation, and {I, Q} for testing.

The With-KB protocol. The goal is to analyze headroom for improvement when a viable reasoning chain is explicitly provided. Therefore, this protocol encourages an extra step of visual entity recognition, grounding the task on a knowledge base. The VQA task is transformed into a two-step pipeline, *i.e.*, (1) visual entity recognition; and (2) language QA with entity information. We provide training signals to first recognize the queried visual entity and then leverage the information to query a large language model for answers, or identify relevant Wikipedia articles for extracting the answer. Specifically, we provide a 100K Wikipedia KB (articles and infobox images) that includes visual entities from INFOSEEK and top frequent entities from Wikipedia. During training and validation, *With KB* protocol provides entity labels for each queried visual entity. During testing, the model is evaluated based on the {I, Q} pairs only.

4.1 Models without KB Information

Random & Prior. Random answers sampled from the training set; The majority answer based on the question prior, which is calculated using the train-

ing set questions grouped by question 4-gram.

PaLM (Q-only) Model. To validate the importance of visual content in INFOSEEK, we build a question-only baseline with PaLM (540B) (Chowdhery et al., 2022), using text question as the only input and with 5-shot in-context-learning.

BLIP2 & InstructBLIP. We utilize two pre-trained vision-language models, *i.e.*, BLIP2 (Li et al., 2023b) and InstructBLIP (Dai et al., 2023). Both models share the same architecture, which trains a Q-former Transformer that connects a frozen vision encoder (ViT-g/14) to a frozen instruction-tuned language model (Flan-T5_{XXL} (Chung et al., 2022)) to output text based on an input image and text. Particularly, InstructBLIP fine-tunes the BLIP2 model on 26 vision-language datasets (e.g., VQAv2, OKVQA) with a text instruction prefix, and claimed to show improved zero-shot performance on unseen vision-language tasks. Following Li et al. (2023b), we fine-tune the Q-former of both models using the INFOSEEK Wikidata, for improved performance.

PaLI-17B & PaLI-X. We experiment with two extra pre-trained vision-language models from the PaLI (Chen et al., 2023b,a) family given its SOTA performance. Particularly, we use PaLI-17B (ViT-e + mT5_{XXL} (Xue et al., 2020)) and PaLI-X (ViT-22B (Dehghani et al., 2023) + UL2-33B (Tay et al., 2022)), which are pre-trained on WebLI (Chen et al., 2023b) with 1 billion image-text pairs. Both models, which use non instruction-tuned language models, exhibit minimal zero-shot performance on INFOSEEK. Consequently, we fine-tune both models on the INFOSEEK Wikidata to improve their performance.

4.2 Models with KB Information

In this protocol, we explicitly model the path to answer info-seeking questions with two decoupled sub-tasks: (1) recognizing the visual entity grounded to the KB and (2) textual reasoning to answer the question. A hidden benefit of such pipeline systems is improved interpretability, because it is easier to locate the source of errors by

Model	LLM	# Params	INFOSEEK _{Wikidata}			INFOSEEK _{Human}			OK-VQA	VQAv2
			UNSEEN QUESTION	UNSEEN ENTITY	Overall	UNSEEN QUESTION	UNSEEN ENTITY	Overall	Accuracy	Accuracy
Random	-	-	0.1	0.1	0.1	0.2	0.1	0.1	-	-
Prior	-	-	3.9	2.7	3.2	0.3	0.3	0.3	-	32.1 [†]
PaLM (Q-only)	PaLM	540B	5.1	3.7	4.3	4.8	6.6	5.6	23.8	43.0
BLIP2	Flan-T5 _{XXL}	12B	14.5	13.3	13.9	10.0	8.9	9.4	54.7	82.3
InstructBLIP	Flan-T5 _{XXL}	12B	14.3	13.2	13.7	10.6	9.3	9.9	55.5	-
PaLI-17B	mT5 _{XXL}	17B	20.7	16.0	18.1	13.3	5.9	8.2	64.8	84.6
PaLI-X	UL2 _{32B}	55B	23.5	20.8	22.1	12.9	9.3	10.8	66.1	86.1

[†]: Numbers adopted from Agrawal et al.

Table 4: **Results of No-KB models fine-tuned on INFOSEEK.** Baselines including Random, Prior (majority answer with 4-gram question prior), and a question-only model using PaLM (Q-only) with 5-shot prompting. VQA accuracy of models on OK-VQA (Marino et al., 2019) and VQAv2 (Goyal et al., 2017) are for comparison.

diagnosing each sub-task component.

Sub-task #1: Visual Entity Recognition. We follow the entity recognition task defined in OVEN (Hu et al., 2023), and use an image and a text query (e.g., “What is this building?”) as model inputs, and predict entities among 100K multi-modal Wikipedia entries. Particularly, we employ the pre-trained CLIP (Radford et al., 2021) model (ViT-L/14), as our visual entity recognition model, because of its strong generalization capability. Specifically, we follow the CLIP2CLIP model described in Hu et al., to fine-tune CLIP to encode multi-modal representations (image, question) from our dataset as query, and (Wikipedia image, Wikipedia title) from the KB as candidates. We then retrieve the top $k=5$ most similar entities based on weighted cosine similarity scores computed between the query and candidates.

Sub-task #2: Language QA with LLM or KB Reader. Through visual entity recognition, we can now represent the queried visual information as its textual description. This enables us to investigate the language reasoning component independently to understand how much improvement a strong LLM or a KB reader can bring.

- **PaLM: Large Language Model.** We use PaLM (540B) to investigate the amount of knowledge that can be memorized in the model’s parameters from pre-training on text corpora. Given a question and the queried entity name (from entity recognition), we prompt PaLM to predict the answer using 5-shot in-context examples with the prompt format: “question: This is {entity} {question} answer:”.
- **Fusion-in Decoder (FiD): KB Reader.** We experiment with a SOTA retrieval-augmented

model, which reads information from a KB, to understand the value of Wikipedia articles in the KB. Specifically, the FiD (Izacad and Grave, 2020) model is employed, which takes $N=100$ retrieved articles as input and generates an answer. The model is pre-trained with a T5_{Large} (Raffel et al., 2020) backbone (660M) on Natural Questions (Kwiatkowski et al., 2019) and fine-tuned on INFOSEEK. During inference, we retrieve the first 20 passages from Wikipedia for $k=5$ visual entities (from entity recognition) and feed 100 passages to FiD to generate the answer.

5 Experiments

5.1 Results for No-KB Models

Main results. Table 4 presents the results of end-to-end models on INFOSEEK. The best pre-trained model in this setting is PaLI-X, although the absolute number on the model’s overall performance remains low. This is partially due to the fact that INFOSEEK questions often require identifying entities and retrieving specific information relevant to the question, making it a challenging task for end-to-end models. As PaLI-X is pre-trained on a large corpus with more model parameters, it demonstrates better generalization ability on the UNSEEN ENTITY split compared to PaLI-17B. Meanwhile, there remains a noticeable gap in performance on the UNSEEN QUESTION and UNSEEN ENTITY splits, indicating that models struggle with generalization to new visual entities from the training set. We also present models’ results on OK-VQA (Marino et al., 2019) and VQAv2 (Goyal et al., 2017) for comparison and observe a drastic performance gap, emphasizing the difficulty of visual info-seeking questions.

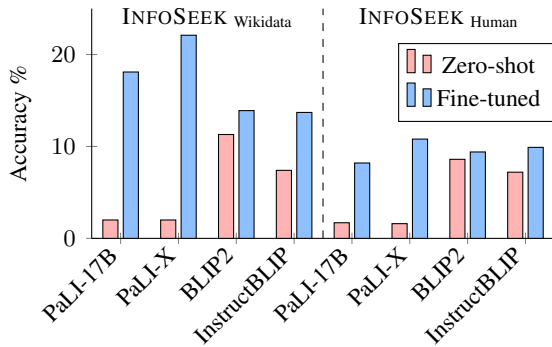


Figure 3: **Zero-shot & fine-tuned performances on INFOSEEK.** Fine-tuning on INFOSEEK elicits knowledge from PaLI models to answer fine-grained visual info-seeking questions.

Fine-tuning elicits knowledge from the model.

To demonstrate the value of INFOSEEK training data, we report the zero-shot performance of models in Figure 3. Specifically, we find that without fine-tuning, both PaLI models produce a negligible overall performance, which is significantly worse than the fine-tuned counterpart. This provides evidence to support the hypothesis that fine-tuning has helped elicit knowledge from the pre-trained PaLI models. On the other hand, BLIP2 and InstructBLIP show compelling zero-shot performance on INFOSEEK as they adopt a frozen instruction fine-tuned LLM (*i.e.*, `Flan-T5`) and InstructBLIP is further instruction-tuned on a collection of VQA benchmarks. The performance of BLIP2 models is further improved after fine-tuning on INFOSEEK with a small number of steps, showing strong generalization results to the Human split. In Figure 10, we present examples of BLIP2 predicting the “country location” of an unseen entity (*i.e.* Amberd) and show the accuracy was improved from 18% to 92% after fine-tuning, despite not seeing this entity in the training set. Finally, we conducted a real-world evaluation on out-of-domain images unavailable from the Internet (not from any models’ pre-training data). Particularly, we evaluate fine-tuned PaLI with 90 questions on 30 images captured by the authors, on visual entities outside of the INFOSEEK training corpus. As a result, PaLI-17B and PaLI-X answered 22.2% and 38.9% of questions correctly. Figure 4 presents examples of PaLI and BLIP2 predictions on two out-of-domain entities (artwork and fashion product).

Why does instruction-tuned BLIP2 obtain worse zero-shot INFOSEEK results? One surprising finding from Figure 3 caught our attention and reveals an important criterion to be consid-



Q: what year was this painting created?
 PaLI-17B: 1884 ✓
 PaLI-X: 1884 ✓
 BLIP2: 1887 ✗



Q: which year was this brand established?
 PaLI-17B: 1915 ✗
 PaLI-X: 1854 ✓
 BLIP2: 1854 ✓

Figure 4: **Predictions on out-of-domain visual entities (art & fashion)** collected from real-world images by authors, using INFOSEEK fine-tuned models.



Q: Which body of water is this mountain located in or next to?
 A: Lake Como
 BLIP2_(0-shot): lake como
 InstructBLIP_(0-shot): lake



Q: Who designed this bridge?
 A: Thomas Telford
 BLIP2_(0-shot): john nash
 InstructBLIP_(0-shot): architect

Figure 5: **InstructBLIP_(0-shot) makes less fine-grained predictions** compared to its initial model (BLIP2), after instruction-tuned on prior VQA datasets.

ered for future model development. We found InstructBLIP_{0-shot} performs significantly worse than its initial checkpoint, BLIP2 (7.4 vs 11.3 on `InfoSeekWikidata`), which contradicts the superior zero-shot performances of InstructBLIP in Dai et al. (2023). We conduct manual analysis and detect a common error made by InstructBLIP is its preference for generating coarse-grained predictions compared to BLIP2 (e.g., `architect` vs a person’s name). This leads to a performance drop on INFOSEEK, which emphasizes fine-grained answers (see Figure 5). We hypothesize that this can be attributed to the instruction tuning datasets used for InstructBLIP (e.g., `VQAv2` and `OK-VQA`), which share a less fine-grained answer distribution. Fortunately, fine-tuning on INFOSEEK_{Wikidata} helps close the gap.

5.2 Results for With-KB Models

Models with KB access perform better. Table 5 presents the results for pipeline models with access to knowledge base (KB) information, along with the best results from the No-KB setting for reference. Notably, the pipeline models outperform the best No-KB models on the challenging INFOSEEK_{Human} split significantly. This highlights the pipeline systems’ ability to answer visual info-

Model	INFOSEEK Wikidata	INFOSEEK Human	ENTITY Accuracy
Best No-KB	22.1	10.8	-
With-KB Setting			
CLIP → PaLM	20.1	15.2	22.2
CLIP → FiD	19.3	18.2	
Oracle → FiD	52.0	45.6	100

Table 5: **Results of With-KB setting.** CLIP → PaLM/FiD: a two-stage pipeline system (visual entity recognition → text QA). PaLM: 5-shot prompting. FiD: Fusion-in Decoder to read from KB using T5_{large}. Oracle: an artificial upper-bound using oracle entities.

Model	TIME (Acc.)	NUMERICAL (Relaxed Acc.)	STRING (Acc.)
No-KB Setting			
Prior	0	4.4	5.0
PaLM (Q-only)	0	11.4	4.0
InstructBLIP	7.9	7.5	17.8
BLIP2	6.9	5.8	18.5
PaLI-17B	3.8	18.4	27.4
PaLI-X	7.7	16.1	30.0
With-KB Setting			
CLIP → PaLM	12.5	27.7	21.7
CLIP → FiD	12.3	23.4	23.9

Table 6: **Results w.r.t. each question types** on the INFOSEEK_{Wikidata} val set of unseen question split, showing a big headroom for improvements on TIME and NUMERICAL for all end-to-end models.

seeking questions by effectively utilizing visual recognition and language reasoning, specifically using the names of visual entities to convey information across modalities. When comparing the two Language QA models, we observe that the FiD model, which reads the Wikipedia article, achieves the highest generalization performance on INFOSEEK_{Human} by a significant margin. This suggests that access to relevant text content plays a crucial role in answering visual info-seeking questions.

Large headroom for improvement. Table 5 demonstrates an artificial upper-bound (Oracle → FiD) on INFOSEEK, indicating substantial room for performance improvement if an oracle entity recognition model were available. By simulating the visual entity recognition’s accuracy improvement (from 22% using CLIP to 100%), the INFOSEEK accuracy can be improved from ~20% to ~50%, within the same FiD model.

Analysis on each question type. Table 6 shows a breakdown of results under different question types, evaluated on INFOSEEK_{Wikidata}. Comparing **No KB** and **With KB** models, we found that end-

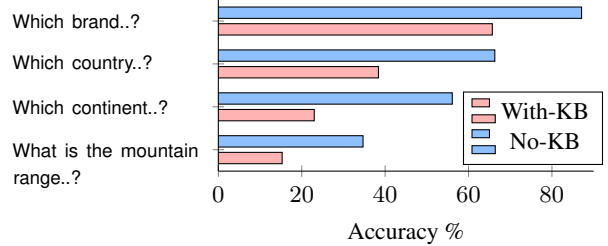


Figure 6: No-KB (PaLI-17B) outperforms With-KB (CLIP→FiD) models on questions that query less fine-grained attributes.

to-end models such as PaLI, have a short barrel on fine-grained knowledge-intensive questions (*i.e.*, TIME and NUMERICAL). It can perform well on other questions, which are more about querying attributes or resolving relations between entities (see Figure 6). Comparing **With KB** models, PaLM and FiD perform on par with each other on this automated evaluation data. However, when evaluated on the natural info-seeking human queries, FiD has a better generalization, outperforming PaLM on TIME (21.5 vs 14.6) and NUMERICAL (25.6 vs 21.3) questions from INFOSEEK_{Human} significantly. One possible reason is that natural info-seeking questions written by people focus more on very fine-grained information, which is rare and hard to memorize for PaLM. In contrast, FiD can leverage Wikipedia articles to predict answers. Finally, we analyze the performance of different models according to the visual entity popularity and found unique advantages of end-to-end models (see Appendix).

Performance on Head vs. Tail entities. Although pipeline models with KB access are overall stronger, surprisingly, we observe that end-to-end models have a unique advantage for info-seeking VQA, particularly on the tail entities. Figure 7 presents a comparison of models, with group-wise performances on Wikipedia entities that are least popular (less monthly page views) to most popular (more monthly page views). The histogram is generated based on the average monthly Wikipedia pageviews in 2022, following (Mallen et al., 2022). Surprisingly, the results show that PaLI-17B outperforms the pipeline systems by a large margin on the tail entities, particularly for questions related to geographical information. We show some qualitative examples in Figure 9, for entities from baskets of different monthly page views. This suggests that there are many different routes to answer

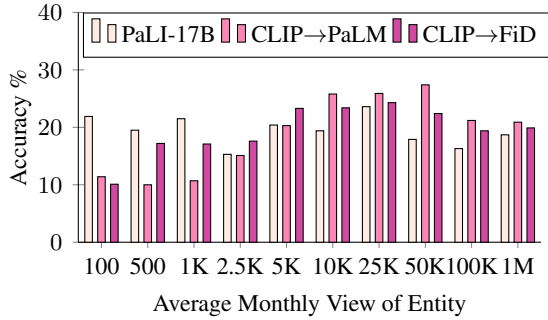


Figure 7: **INFOSEEK results w.r.t. visual entities of different popularity.** End-to-end model outperforms pipeline systems on tail entities (low monthly pageviews) but overturned on more popular entities (high monthly pageviews).

visual info-seeking questions and that pipeline systems that rely on an explicit decomposition of the VQA task may be redundant and susceptible to error propagation from the entity linking stage. Whereas for end-to-end models such as PaLI, it is flexible to decide which route of reasoning is more appropriate to answer a given question. For example, one can answer geographical questions without knowing the identity of the visual entity, if other relevant visual clues are presented. Meanwhile, on the more popular head visual entities, a clear trend emerged showing that pipeline systems outperform end-to-end PaLI by a big margin.

6 Related Work

Pre-trained Vision Language Models. There has been significant growth in the development of vision-language models pre-trained on large-scale image-text datasets (Lu et al., 2022; Bao et al., 2021; Wang et al., 2022; Zhou et al., 2020; Radford et al., 2021). One line of research aims to augment a pre-trained language model with visual modality by learning a mapping from an external visual encoder to the frozen large language model (Alayrac et al., 2022; Li et al., 2023b; Koh et al., 2023), to fully leverage textual knowledge from the language model (Xu et al., 2023; Dai et al., 2023; Liu et al., 2023; Zhu et al., 2023; Ye et al., 2023).

Knowledge-based VQA Models. Various approaches have been proposed to address knowledge-based VQA tasks (Marino et al., 2019) by incorporating external knowledge into vision-language models. One approach is to retrieve information from an external KB (Marino et al., 2021; Hu et al., 2022b; Wu and Mooney, 2022) and em-

ploy a model (Izacard and Grave, 2020) to perform language QA (Gui et al., 2022; Lin et al., 2022). Other approaches transform the image into a text caption and use an LLM (Brown et al., 2020; Chowdhery et al., 2022) to answer questions (Yang et al., 2022; Hu et al., 2022a). We utilize both approaches to study the ceiling for improvement on INFOSEEK with the OVEN model (Hu et al., 2023).

Another concurrent work (Mensink et al., 2023) investigates similar challenges but emphasizes scalability and relies on model-generated annotations, as opposed to our human-annotated info-seeking queries.

7 Conclusion

We introduced INFOSEEK, a large-scale VQA dataset that focuses on answering visual information seeking questions. With INFOSEEK, we found that current state-of-the-art pre-trained visual-language models struggle to answer visual info-seeking questions requiring fine-grained knowledge, such as questions about time and numerical information of a visual entity. Our analysis using pipeline systems, which ground visual entities to an external knowledge base, suggests that incorporating fine-grained knowledge into the pre-training process holds significant potential to improve end-to-end pre-training models.

8 Limitation

INFOSEEK is limited to English language and future research could expand it to a multilingual setting, leveraging articles in Wikipedia supported in other languages. While the primary focus of this work is on knowledge derived from Wikipedia, future investigations could explore extensions to other domains, such as medical information, and artwork, and incorporate emerging updates in Wikipedia (Iv et al., 2022).

Acknowledgement

We thank Jialin Wu, Luwei Zhou for reviewing an early version of this paper. We thank Xi Chen for providing different variants of PaLI pre-trained checkpoints. We also thank Radu Soricut, Anelia Angelova, Fei Sha, Andre Araujo, Vittorio Ferrari, Wei Xu, Kartik Goyal for valuable discussions and feedback on the project. Yang Chen is partially funded by the NSF (IIS-2052498).

References

- Aishwarya Agrawal, Dhruv Batra, Devi Parikh, and Aniruddha Kembhavi. 2018. Don't just assume; look and answer: Overcoming priors for visual question answering. In *Proceedings of the IEEE conference on computer vision and pattern recognition*, pages 4971–4980.
- Jean-Baptiste Alayrac, Jeff Donahue, Pauline Luc, Antoine Miech, Iain Barr, Yana Hasson, Karel Lenc, Arthur Mensch, Katie Millican, Malcolm Reynolds, et al. 2022. Flamingo: a visual language model for few-shot learning. *Conference on Neural Information Processing Systems*.
- Hangbo Bao, Li Dong, Songhao Piao, and Furu Wei. 2021. Beit: Bert pre-training of image transformers. *International Conference on Learning Representations*.
- Lukas Bossard, Matthieu Guillaumin, and Luc Van Gool. 2014. Food-101—mining discriminative components with random forests. In *European Conference on Computer Vision*. Springer.
- Tom Brown, Benjamin Mann, Nick Ryder, Melanie Subbiah, Jared D Kaplan, Prafulla Dhariwal, Arvind Neelakantan, Pranav Shyam, Girish Sastry, Amanda Askell, et al. 2020. Language models are few-shot learners. *Conference on Neural Information Processing Systems*.
- Xi Chen, Josip Djolonga, Piotr Padlewski, Basil Mustafa, Soravit Changpinyo, Jialin Wu, Carlos Riquelme Ruiz, Sebastian Goodman, Xiao Wang, Yi Tay, et al. 2023a. Pali-x: On scaling up a multilingual vision and language model. *arXiv preprint arXiv:2305.18565*.
- Xi Chen, Xiao Wang, Soravit Changpinyo, AJ Piergiovanni, Piotr Padlewski, Daniel Salz, Sebastian Goodman, Adam Grycner, Basil Mustafa, Lucas Beyer, et al. 2023b. PaLi: A jointly-scaled multilingual language-image model. *International Conference on Learning Representations*.
- Aakanksha Chowdhery, Sharan Narang, Jacob Devlin, Maarten Bosma, Gaurav Mishra, Adam Roberts, Paul Barham, Hyung Won Chung, Charles Sutton, Sebastian Gehrmann, et al. 2022. Palm: Scaling language modeling with pathways. *arXiv preprint arXiv:2204.02311*.
- Hyung Won Chung, Le Hou, Shayne Longpre, Barret Zoph, Yi Tay, William Fedus, Eric Li, Xuezhi Wang, Mostafa Dehghani, Siddhartha Brahma, et al. 2022. Scaling instruction-finetuned language models. *arXiv preprint arXiv:2210.11416*.
- Jonathan H Clark, Eunsol Choi, Michael Collins, Dan Garrette, Tom Kwiatkowski, Vitaly Nikolaev, and Jennimaria Palomaki. 2020. TyDi QA: A benchmark for information-seeking question answering in typologically diverse languages. *Transactions of the Association for Computational Linguistics*.
- Wenliang Dai, Junnan Li, Dongxu Li, Anthony Meng Huat Tiong, Junqi Zhao, Weisheng Wang, Boyang Li, Pascale Fung, and Steven Hoi. 2023. Instructblip: Towards general-purpose vision-language models with instruction tuning. *arXiv preprint arXiv:2305.06500*.
- Mostafa Dehghani, Josip Djolonga, Basil Mustafa, Piotr Padlewski, Jonathan Heek, Justin Gilmer, Andreas Steiner, Mathilde Caron, Robert Geirhos, Ibrahim Alabdulmohsin, et al. 2023. Scaling vision transformers to 22 billion parameters. *arXiv preprint arXiv:2302.05442*.
- Gerry. 2021. [100 sports image classification](#).
- Yash Goyal, Tejas Khot, Douglas Summers-Stay, Dhruv Batra, and Devi Parikh. 2017. Making the V in VQA matter: Elevating the role of image understanding in Visual Question Answering. In *Computer Vision and Pattern Recognition*.
- Liangke Gui, Borui Wang, Qiuyuan Huang, Alex Hauptmann, Yonatan Bisk, and Jianfeng Gao. 2022. KAT: A knowledge augmented transformer for vision-and-language. *Proceedings of the Conference of the North American Chapter of the Association for Computational Linguistics: Human Language Technologies*.
- Danna Gurari, Qing Li, Abigale J. Stangl, Anhong Guo, Chi Lin, Kristen Grauman, Jiebo Luo, and Jeffrey P. Bigham. 2018. Vizwiz Grand Challenge: Answering visual questions from blind people. In *Computer Vision and Pattern Recognition*.
- Edward J Hu, Yelong Shen, Phillip Wallis, Zeyuan Allen-Zhu, Yuanzhi Li, Shean Wang, Lu Wang, and Weizhu Chen. 2021. Lora: Low-rank adaptation of large language models. *arXiv preprint arXiv:2106.09685*.
- Hexiang Hu, Yi Luan, Yang Chen, Urvashi Khandelwal, Mandar Joshi, Kenton Lee, Kristina Toutanova, and Ming-Wei Chang. 2023. Open-domain visual entity recognition: Towards recognizing millions of wikipedia entities. *arXiv preprint arXiv:2302.11154*.
- Yushi Hu, Hang Hua, Zhengyuan Yang, Weijia Shi, Noah A Smith, and Jiebo Luo. 2022a. Promptcap: Prompt-guided task-aware image captioning. *arXiv preprint arXiv:2211.09699*.
- Ziniu Hu, Ahmet Iscen, Chen Sun, Zirui Wang, Kai-Wei Chang, Yizhou Sun, Cordelia Schmid, David A Ross, and Alireza Fathi. 2022b. Reveal: Retrieval-augmented visual-language pre-training with multi-source multimodal knowledge memory. *arXiv preprint arXiv:2212.05221*.
- Robert Iv, Alexandre Passos, Sameer Singh, and Ming-Wei Chang. 2022. FRUIT: Faithfully reflecting updated information in text. In *Proceedings of the Conference of the North American Chapter of the Association for Computational Linguistics: Human Language Technologies*, Seattle, United States. Association for Computational Linguistics.

- Gautier Izacard and Edouard Grave. 2020. Leveraging passage retrieval with generative models for open domain question answering. *Proceedings of the European Chapter of the Association for Computational Linguistics*.
- Aman Jain, Mayank Kothiyari, Vishwajeet Kumar, Preethi Jyothi, Ganesh Ramakrishnan, and Soumen Chakrabarti. 2021. Select, substitute, search: A new benchmark for knowledge-augmented visual question answering. In *Proceedings of the 44th International ACM SIGIR Conference on Research and Development in Information Retrieval*, pages 2491–2498.
- Mandar Joshi, Eunsol Choi, Daniel Weld, and Luke Zettlemoyer. 2017. TriviaQA: A large scale distantly supervised challenge dataset for reading comprehension. In *Annual Meeting of the Association for Computational Linguistics*.
- Nikhil Kandpal, Haikang Deng, Adam Roberts, Eric Wallace, and Colin Raffel. 2022. Large language models struggle to learn long-tail knowledge. *arXiv preprint arXiv:2211.08411*.
- Jing Yu Koh, Ruslan Salakhutdinov, and Daniel Fried. 2023. Grounding language models to images for multimodal generation. *International Conference on Machine Learning*.
- Jonathan Krause, Michael Stark, Jia Deng, and Li Fei-Fei. 2013. 3d object representations for fine-grained categorization. In *Proceedings of the IEEE international conference on computer vision workshops*.
- Tom Kwiatkowski, Jennimaria Palomaki, Olivia Redfield, Michael Collins, Ankur Parikh, Chris Alberti, Danielle Epstein, Illia Polosukhin, Jacob Devlin, Kenton Lee, Kristina Toutanova, Llion Jones, Matthew Kelcey, Ming-Wei Chang, Andrew M. Dai, Jakob Uszkoreit, Quoc Le, and Slav Petrov. 2019. Natural questions: A benchmark for question answering research. *Transactions of the Association for Computational Linguistics*.
- Kenton Lee, Ming-Wei Chang, and Kristina Toutanova. 2019. Latent retrieval for weakly supervised open domain question answering. In *Annual Meeting of the Association for Computational Linguistics*.
- Paul Lerner, Olivier Ferret, Camille Guinaudeau, Hervé Le Borgne, Romaric Besançon, Jose G. Moreno, and Jesús Lovón Melgarejo. 2022. Viquae, a dataset for knowledge-based visual question answering about named entities. In *Proceedings of the 45th International ACM SIGIR Conference on Research and Development in Information Retrieval, SIGIR '22*.
- Dongxu Li, Junnan Li, Hung Le, Guangsen Wang, Silvio Savarese, and Steven C.H. Hoi. 2023a. LAVIS: A one-stop library for language-vision intelligence. In *Proceedings of the 61st Annual Meeting of the Association for Computational Linguistics (Volume 3: System Demonstrations)*. Association for Computational Linguistics.
- Junnan Li, Dongxu Li, Silvio Savarese, and Steven Hoi. 2023b. Blip-2: Bootstrapping language-image pre-training with frozen image encoders and large language models. *International Conference on Machine Learning*.
- Yuanze Lin, Yujia Xie, Dongdong Chen, Yichong Xu, Chenguang Zhu, and Lu Yuan. 2022. REVIVE: Regional visual representation matters in knowledge-based visual question answering. *Conference on Neural Information Processing Systems*.
- Haotian Liu, Chunyuan Li, Qingyang Wu, and Yong Jae Lee. 2023. Visual instruction tuning. *arXiv preprint arXiv:2304.08485*.
- Jiasen Lu, Christopher Clark, Rowan Zellers, Roozbeh Mottaghi, and Aniruddha Kembhavi. 2022. Unified-io: A unified model for vision, language, and multimodal tasks. *arXiv preprint arXiv:2206.08916*.
- Subhansu Maji, Esa Rahtu, Juho Kannala, Matthew Blaschko, and Andrea Vedaldi. 2013. Fine-grained visual classification of aircraft. *Technical report*.
- Alex Mallen, Akari Asai, Victor Zhong, Rajarshi Das, Hannaneh Hajishirzi, and Daniel Khashabi. 2022. When not to trust language models: Investigating effectiveness and limitations of parametric and non-parametric memories. *arXiv preprint arXiv:2212.10511*.
- Kenneth Marino, Xinlei Chen, Devi Parikh, Abhinav Gupta, and Marcus Rohrbach. 2021. Krisp: Integrating implicit and symbolic knowledge for open-domain knowledge-based vqa. In *Computer Vision and Pattern Recognition*.
- Kenneth Marino, Mohammad Rastegari, Ali Farhadi, and Roozbeh Mottaghi. 2019. OK-VQA: A visual question answering benchmark requiring external knowledge. In *Computer Vision and Pattern Recognition*.
- Ahmed Masry, Do Xuan Long, Jia Qing Tan, Shafiq Joty, and Enamul Hoque. 2022. ChartQA: A benchmark for question answering about charts with visual and logical reasoning. *Annual Meeting of the Association for Computational Linguistics (Findings)*.
- Thomas Mensink, Jasper Uijlings, Lluís Castrejon, Arushi Goel, Felipe Cadar, Howard Zhou, Fei Sha, André Araujo, and Vittorio Ferrari. 2023. Encyclopedic vqa: Visual questions about detailed properties of fine-grained categories. *arXiv preprint arXiv:2306.09224*.
- Nitesh Methani, Pritha Ganguly, Mitesh M Khapra, and Pratyush Kumar. 2020. PlotQA: Reasoning over scientific plots. In *Proceedings of the IEEE/CVF Winter Conference on Applications of Computer Vision*, pages 1527–1536.
- Maria-Elena Nilsback and Andrew Zisserman. 2008. Automated flower classification over a large number of classes. In *2008 Sixth Indian Conference on Computer Vision, Graphics & Image Processing*.

- Alec Radford, Jong Wook Kim, Chris Hallacy, Aditya Ramesh, Gabriel Goh, Sandhini Agarwal, Girish Sastry, Amanda Askell, Pamela Mishkin, Jack Clark, et al. 2021. Learning transferable visual models from natural language supervision. In *International Conference on Machine Learning*.
- Colin Raffel, Noam M. Shazeer, Adam Roberts, Katherine Lee, Sharan Narang, Michael Matena, Yanqi Zhou, W. Li, and Peter J. Liu. 2020. Exploring the limits of transfer learning with a unified text-to-text transformer. *JMLR*.
- Pranav Rajpurkar, Jian Zhang, Konstantin Lopyrev, and Percy Liang. 2016. SQuAD: 100,000+ questions for machine comprehension of text. *Proceedings of Empirical Methods in Natural Language Processing*.
- Tal Ridnik, Emanuel Ben-Baruch, Asaf Noy, and Lihi Zelnik-Manor. 2021. Imagenet-21k pretraining for the masses. *arXiv preprint arXiv:2104.10972*.
- Adam Roberts, Colin Raffel, and Noam Shazeer. 2020. How much knowledge can you pack into the parameters of a language model? *CoRR*, abs/2002.08910.
- Olga Russakovsky, Jia Deng, Hao Su, Jonathan Krause, Sanjeev Satheesh, Sean Ma, Zhiheng Huang, Andrej Karpathy, Aditya Khosla, Michael Bernstein, et al. 2015. Imagenet large scale visual recognition challenge. *International journal of computer vision*, 115:211–252.
- Naganand Yadati Sanket Shah, Anand Mishra and Partha Pratim Talukdar. 2019. KVQA: Knowledge-aware visual question answering.
- Dustin Schwenk, Apoorv Khandelwal, Christopher Clark, Kenneth Marino, and Roozbeh Mottaghi. 2022. A-okvqa: A benchmark for visual question answering using world knowledge. *arXiv preprint arXiv:2206.01718*.
- Yi Tay, Mostafa Dehghani, Vinh Q Tran, Xavier Garcia, Dara Bahri, Tal Schuster, Huaixiu Steven Zheng, Neil Houlsby, and Donald Metzler. 2022. Unifying language learning paradigms. *arXiv preprint arXiv:2205.05131*.
- Grant Van Horn, Oisín Mac Aodha, Yang Song, Yin Cui, Chen Sun, Alex Shepard, Hartwig Adam, Pietro Perona, and Serge Belongie. 2018. The inaturalist species classification and detection dataset. In *Computer Vision and Pattern Recognition*.
- Denny Vrandečić and Markus Krötzsch. 2014. Wikidata: a free collaborative knowledgebase. *Communications of the ACM*.
- Peng Wang, Qi Wu, Chunhua Shen, Anthony Dick, and Anton Van Den Hengel. 2017. FVQA: Fact-based visual question answering. *IEEE transactions on pattern analysis and machine intelligence*.
- Peng Wang, Qi Wu, Chunhua Shen, Anton van den Hengel, and Anthony Dick. 2015. Explicit knowledge-based reasoning for visual question answering. *arXiv preprint arXiv:1511.02570*.
- Peng Wang, An Yang, Rui Men, Junyang Lin, Shuai Bai, Zhikang Li, Jianxin Ma, Chang Zhou, Jingren Zhou, and Hongxia Yang. 2022. Unifying architectures, tasks, and modalities through a simple sequence-to-sequence learning framework. *International Conference on Machine Learning*.
- Tobias Weyand, Andre Araujo, Bingyi Cao, and Jack Sim. 2020. Google landmarks dataset v2-a large-scale benchmark for instance-level recognition and retrieval. In *Computer Vision and Pattern Recognition*.
- Jialin Wu and Raymond J Mooney. 2022. Entity-focused dense passage retrieval for outside-knowledge visual question answering. *Proceedings of Empirical Methods in Natural Language Processing*.
- Jianxiong Xiao, James Hays, Krista A Ehinger, Aude Oliva, and Antonio Torralba. 2010. Sun database: Large-scale scene recognition from abbey to zoo. In *Computer Vision and Pattern Recognition*.
- Zhiyang Xu, Ying Shen, and Lifu Huang. 2023. Multi-instruct: Improving multi-modal zero-shot learning via instruction tuning. *Annual Meeting of the Association for Computational Linguistics*.
- Linting Xue, Noah Constant, Adam Roberts, Mihir Kale, Rami Al-Rfou, Aditya Siddhant, Aditya Barua, and Colin Raffel. 2020. mT5: A massively multilingual pre-trained text-to-text transformer. *Proceedings of the Conference of the North American Chapter of the Association for Computational Linguistics: Human Language Technologies*.
- Zhengyuan Yang, Zhe Gan, Jianfeng Wang, Xiaowei Hu, Yumao Lu, Zicheng Liu, and Lijuan Wang. 2022. An empirical study of GPT-3 for few-shot knowledge-based VQA. In *Proceedings of the AAAI Conference on Artificial Intelligence*.
- Qinghao Ye, Haiyang Xu, Guohai Xu, Jiabo Ye, Ming Yan, Yiyang Zhou, Junyang Wang, Anwen Hu, Pengcheng Shi, Yaya Shi, et al. 2023. mplug-owl: Modularization empowers large language models with multimodality. *arXiv preprint arXiv:2304.14178*.
- Victor Zhong, Weijia Shi, Wen-tau Yih, and Luke Zettlemoyer. 2022. RoMQA: A benchmark for robust, multi-evidence, multi-answer question answering. *arXiv preprint arXiv:2210.14353*.
- Luowei Zhou, Hamid Palangi, Lei Zhang, Houdong Hu, Jason Corso, and Jianfeng Gao. 2020. Unified vision-language pre-training for image captioning and VQA. In *Proceedings of the AAAI Conference on Artificial Intelligence*.

Deyao Zhu, Jun Chen, Xiaoqian Shen, Xiang Li, and Mohamed Elhoseiny. 2023. Minigt-4: Enhancing vision-language understanding with advanced large language models. *arXiv preprint arXiv:2304.10592*.

	#UNSEEN QUESTION/ENTITY	#Total	Question Type TIME/NUM./STR.	#Entity
Train	- / -	934,048	4.4/20.4/ 75.2%	5,549
Val	18,656/54,964	73,620	4.6/ 21.6/ 73.8%	1,794
Test	98,901/249,079	347,980	4.8/22.9/72.3%	8,905
Human	3,248/5,683	8,931	26.8/ 26.4/46.8%	806

Table 7: **INFOSEEK Dataset statistics.** Average question per image rate is 1.4 and 1.0 for Wikidata and Human split, respectively.

A Details of the Dataset.

In this section, we provide more details of the human annotation quality control and automatic data generation process. We summarize the statistics of INFOSEEK in Table 7 and show question prefix distribution in Figure 11 and entity distribution in Figure 12.

A.1 Human Annotation Quality Control

Instruction and Training. We hire 30 full-time in-house annotators to collect questions and answers in INFOSEEK_{Human}. Annotators are native English speakers in the U.S. and are aware of the purpose of the collected data. To ensure the quality of annotations in the INFOSEEK_{Human} dataset, a comprehensive training process was designed and implemented for our annotators. This process involved a pilot study, in which annotators read the instructions and annotated a few sample examples, followed by a tutorial session and a quiz. The tutorial was conducted through an online video session and provided a comprehensive overview of the instructions while addressing common mistakes identified in the pilot study. Only annotators who passed the quiz were selected to work on the main task, with 30 annotators completing the training. We hire annotators at \$17.8 per hour, which is higher than the minimum wage in the U.S., to fairly compensate annotators for their time and effort. The average completion time for stages one and two of the annotation task was 12 and 10 minutes, respectively. A screenshot of the annotation interface is provided in Figure 13.

Annotation Procedure

Stage 1 (Question Writing): As shown in Figure 13 (Top), annotators are shown with images of a visual entity on the left-hand side with a short description of the entity from Wikipedia below. On the right, we show a list of Wikipedia section titles of the entity and ask annotators to write relevant questions next to the section title. We prevent annotators from asking binary questions,

	Correct	Incorrect
Percentage	95%	5%

Table 8: Expert judgments of answer accuracy based on a sample of 200 examples from INFOSEEK_{Human}.

asking visual attributes (such as color), writing questions by rephrasing the description, copying entity names and section titles into the question, and avoiding writing ambiguous questions.

Stage 2 (Answer Labeling): As shown at the bottom of Figure 13, annotators are present with info-seeking questions to the entity collected from Stage 1 and a Wikipedia link of the entity. For each question, annotators are asked to find a short span of answers (less than 10 words) from the Wikipedia page. They are asked to answer two questions: (1) “Can you derive the answer from the given Wikipedia page?” and (2) “What is the type of this question?” and select from three options (TIME, NUMERICAL, OTHERS). For each answer, they will then fill in the answer box (TIME: [year, month, day], NUMERICAL: [min, max, unit], OTHERS: [string]) and copy paste a short sentence from Wikipedia that contains the answer to the evidence section. We decided to exclude questions without answer spans from Wikipedia following TyDiQA-GoldP as the dataset is already hard enough and reserve these questions for future work.

Expert Feedback and Correction. Expert annotators provided regular feedback during annotation and conducted thorough post-annotation verification. The data was split into three batches, with annotators flagged and provided feedback for those who consistently made similar mistakes. After the completion of stage 1, questions that revealed the entity name, asked about the color or shape of an object, or were binary were automatically rejected. After stage 2, three expert annotators reviewed and processed the question-answer pairs, removing unqualified pairs and verifying the answer span from the annotated evidence sentence. Rejected pairs may have included questions that were not answered by the annotated answer or were too general and resulted in an ambiguous answer. The expert annotators also corrected the question type annotation and edited the answer span into the correct format, such as adding units for numerical questions or shortening long answer spans that exceeded ten tokens. Finally, the expert annota-




- **Q:** Who is the founder of this sport?
- **A:** Kanō Jigorō



- **Q:** What is the length of this bird in centimetre?
- **A:** 120-170



- **Q:** Who is the inventor of this object?
- **A:** James Gregory



- **Q:** What is the country of origin of this animal?
- **A:** Rhodesia



- **Q:** In which year did this building officially open?
- **A:** 1930



- **Q:** Which year was this food invented?
- **A:** 1935



- **Q:** What is the highest note this item can play?
- **A:** C8



- **Q:** Where is this plant native to?
- **A:** Ecuador



- **Q:** What is the cruise speed of this aircraft (kilometer per hour)?
- **A:** 828



- **Q:** Which country is this animal endemic to?
- **A:** Madagascar



- **Q:** How heavy does this bird typically grow up to in terms of gram?
- **A:** 4.3



- **Q:** Who is the structure engineer of this bridge?
- **A:** Hellmut Homberg




- **Q:** What country does this mountain belong to?
- **A:** North Macedonia



- **Q:** What is the area in square kilometers of this lake?
- **A:** 29.8



- **Q:** What is this fish named after?
- **A:** lemon




- **Q:** What is the closest parent taxonomy of this insect?
- **A:** Asterocampa




- **Q:** What is the basionym of this plant?
- **A:** Agaricus sect. Lepiota



- **Q:** What is the manufacturer of this vehicle?
- **A:** Suzuki



- **Q:** Who does this place commemorate?
- **A:** Mohammad Ali Jinnah



- **Q:** In which year was this building built?
- **A:** 1661

Figure 8: Random examples from the training set of INFOSEEK Wikidata.

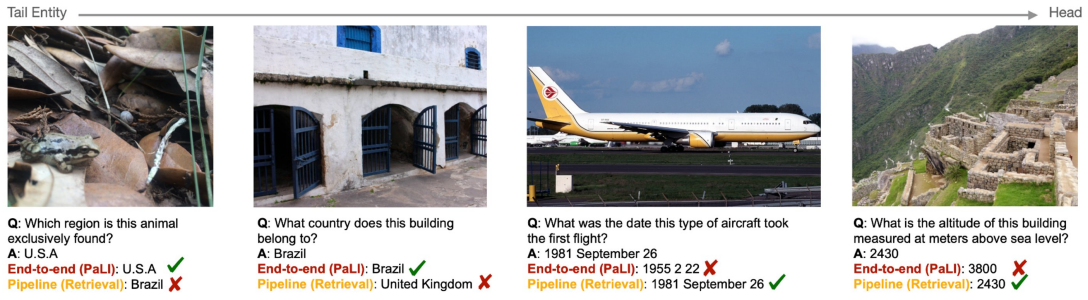


Figure 9: **Examples** of predictions of PaLI-17B and CLIP→FID on INFOSEEK (left to right shows tail to head entities).

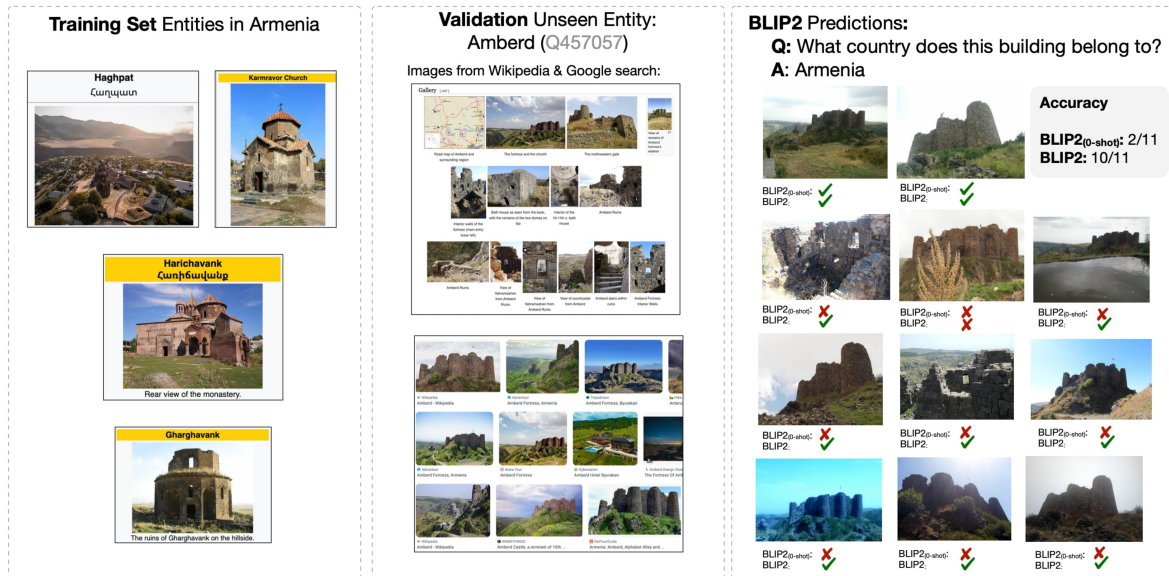


Figure 10: **Examples** of predictions of BLIP2_(0-shot) and BLIP2 on INFOSEEK (Entity: Q457057). Fine-tuning improves the accuracy from 2/11 to 10/11, despite it being an UNSEEN ENTITY (not in the training set). We show training set entities that are located in Armenia and images of Amberd on the internet.



Figure 11: Question prefix distribution in INFOSEEK_{Wikidata} (left) and INFOSEEK_{Human} (right).

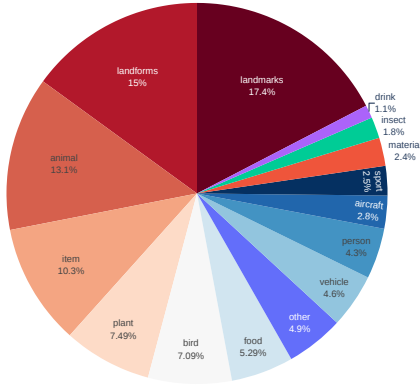


Figure 12: Distribution of the entities in INFOSEEK (Grouped by their super category).

tors reviewed the image-question-answer triples to reject bad images or clarify the question when multiple objects were present in the image. For example, a building was specified when multiple buildings were present in the image. On average, it took 1.5 hours to verify 1000 triples, as the majority of images contained a single object.

Following TyDiQA (Clark et al., 2020), we analyze the degree to which the annotations are correct instead of the inter-annotator agreement since the question may have multiple correct answers. In Table 8, human experts carefully judged a sample of 200 examples from INFOSEEK_{Human} split. For each example, the expert reads through the Wikipedia page of the queried visual entity and finds the answer to the question. They then indicate whether the annotated answer is correct. We take the high accuracy (95%) as evidence that the quality of the dataset offers a valuable and reliable signal for evaluating visual info-seeking models.

A.2 Filtering and Subsampling

Filtering. To test the models’ ability to answer visual information-seeking questions that require fine-grained knowledge, which can be learned from the pre-training corpus such as Wikipedia, we need to verify the consistency of answers between Wikidata and Wikipedia. Given that Wikidata and Wikipedia are crowd-sourced independently, some QA pairs created from Wikidata may not be present in the Wikipedia article or may have different answers. Therefore, we filtered out QA pairs where the answer could not be found in the Wikipedia article of the entity. We performed an exact string match to verify answers for string questions and

used fuzzy string matching⁴ with a substring ratio greater than 0.9 if an exact match could not be found. For time questions, we applied an exact match to verify the year, month, and date. In some cases, the year of construction of a building varied by a year, so we allowed a +/- 1 year deviation for the time question. For numerical questions, we used exact matching to verify the numbers in the article. However, in many cases, the units were different (meters or inches), or a range with a minimum and maximum was given. We used regular expressions to extract the number or range from the Wikipedia article and filter out the QA pairs if it is counted as incorrect based on the “Relaxed accuracy” in Section 3.3 in the main text. Based on a manual analysis of 200 randomly sampled QA pairs, we found that 97% of the answers of the INFOSEEK_{Wikidata} could be found in the Wikipedia article.

Subsampling Questions. In order to achieve a more diverse set of questions in INFOSEEK, we applied a subsampling method to address the skewed distribution of crowd-sourced knowledge triples in Wikidata. The method followed the approach used in Zhong et al. (2022). This involved defining $P(r, c)$ as the percentage of triples that contain the relation r and the subject entity’s category as c . The $P'(r, c) = 1/|(r, c)|$ was calculated as the average probability of a relation-category pair and Image-Q-A triples were removed with increasing likelihood based on the probability $r = 1 - \min(1, P(r, c)' / P(r, c))^{1/2}$. Additionally, the same subsampling method was applied to balance the answer distribution for each relation. This resulted in the question prior baseline achieving a relatively low score (3.2) in INFOSEEK_{Wikidata}, as shown in Table 4 in the main text.

A.3 Evaluation Metric.

There are three types of questions, *i.e.*, STRING, TIME, and NUMERICAL, which are evaluated differently. Particularly, we adopt the VQA accuracy (Goyal et al., 2017; Marino et al., 2019) against multiple references for STRING and TIME questions, and utilize *Relaxed Accuracy* (Methani et al., 2020; Masry et al., 2022) for NUMERICAL questions. For STRING questions, we use the alias of answers from Wikidata as multiple references for INFOSEEK_{Wikidata} (#avg = 4.5), and the human-annotated multiple


⁴SequenceMatcher from difflib library

Instructions - Asking questions

Write factual information seeking questions (1-5) about the object next to the Section Titles.

1. No binary questions
2. Don't rephrase the description
3. Don't copy the object name
4. Don't copy the section title name
5. Don't write ambiguous questions (how to do?)

Guidelines



Object: Glacier National Park (U.S.)

Glacier National Park is an American national park located in northwestern Montana, on the Canada-United

Section Titles	Questions	
1 History	<input type="text"/>	● -
2 Park management	<input type="text"/>	● -
3 Geography and geology	<input type="text"/>	● -
3.1 Geology	<input type="text"/>	● -
3.2 Glaciers	<input type="text"/>	● -
3.3 Climate	<input type="text"/>	● -
4 Wildlife and ecology	<input type="text"/>	● -
4.1 Flora	<input type="text"/>	● -
4.2 Fauna	<input type="text"/>	● -
4.3 Fire ecology	<input type="text"/>	● -
5 Recreation	<input type="text"/>	● -
6 Notes	<input type="text"/>	● -


Score

Instructions - Answer selection for questions

select answers from Wikipedia articles (<= 10 words) -short answer! Don't use information box and Category!

- Item #1: Don't use information box
- Item #2: Don't use table
- Item #3: Don't use numerical numbers in a bracket
- Item #4: Don't use category information

Guidelines



Entity : Orange-fronted parakeet

Wikipedia Page : https://en.wikipedia.org/wiki/Orange-fronted_parakeet

Question 1 - How well does this bird socialize with others?

Can you derive the answer from the given wikipedia page?

Yes

No

Wikipedia Link: use this box to copy and paste wikipedia page

What is the type of this question?

Time

Numerical

Others

Year: N/A

Month: N/A

Day: N/A

Evidence: use this box to copy and paste the sentences you used to derive the answer

Figure 13: Annotation Interface for Stage 1 (Top) and Stage 2 (Bottom).

references for INFOSEEK_{Human} (#avg = 2.4).

Exact Match: Correct if the prediction matches any one of the references exactly.

● prediction="USA", references=["USA", "U.S.", "United States of America", ...] → ✓

Exact Match: Correct if the prediction matches any one of the references exactly.

● prediction="1991", references=["1990", "1991", "1992"] → ✓

● prediction="1991 6 11", references=["1991 6 11", "1991 June 11", "11 June 1991", ...] → ✓

For TIME questions, the answer references account for different date formats of year/month/day. Meanwhile, we perform a relaxed match (with a one-year error tolerance) to measure the model's prediction, because it is quite often that historical events are only associated with estimated time.

For NUMERICAL questions, the exact match would not be able to handle the case where a range (e.g., a pair of minimum and maximum values) is provided as annotated ground truth. To account for this, we make a slight modification to the Relaxed Accuracy with a 10% tolerance range.

Relaxed Accuracy: correct if the prediction is in the reference range or the prediction range overlaps with the reference range of more than 50%

- 1) $\text{ref_min} \leq \text{pred} \leq \text{ref_max}$;
- 2) $\text{IoU}([\text{pred_min}, \text{pred_max}], [\text{ref_min}, \text{ref_max}]) \geq 50\%$

- reference= 10 cm \rightarrow reference= [9, 11] # 10% tolerance
- prediction= 10, reference= [9, 11] \rightarrow \checkmark
- prediction= [5, 6], reference= [9, 11] \rightarrow \times

A single value prediction is counted as correct if it falls within the answer range, and a range prediction is correct if the intersection-of-union between the prediction and answer is greater than or equal to 50%. Finally, we calculate the accuracy for each data split (UNSEEN QUESTION and UNSEEN ENTITY), and take the harmonic mean of them as the overall accuracy.

A.4 Image Sources.

Image Recognition (or Retrieval) Datasets: ImageNet21k-P (Russakovsky et al., 2015; Ridnik et al., 2021), iNaturalist2017 (Van Horn et al., 2018), Cars196 (Krause et al., 2013), SUN397 (Xiao et al., 2010), Food101 (Bossard et al., 2014), Sports100 (Gerry, 2021), Aircraft (Maji et al., 2013), Oxford Flower (Nilsback and Zisserman, 2008), Google Landmarks v2 (Weyand et al., 2020).

B Implementation details of the baseline systems

In this section, we provide complete implementation details of baseline models for the INFOSEEK task. We summarize hyperparameters for fine-tuning in Table 9.

B.1 without-KB Models

PaLI and PaLI-X. We fine-tuned a 17B PaLI (Chen et al., 2023b) and 55B PaLI-X (Chen et al., 2023a) on INFOSEEK training set using the “answer in en: [question] <extra_id_0>” prompt.

BLIP2 and InstructBLIP. We fine-tuned a BLIP2 (Li et al., 2023b) and InstructBLIP (Dai et al., 2023) on INFOSEEK training set using the “Question: [question] Short answer:” prompt with the LAVIS library (Li et al., 2023a). The length penalty is set to -1. Since BLIP2 models present zero-shot capabilities on INFOSEEK, we employ early stopping to prevent over-fitting on the training set based on the performance on the validation set.

OFA. We fine-tuned the OFA_{large} (Lu et al., 2022) model for 20k steps. During inference, we apply

beam search decoding with a beam size set to 5. OFA achieves 11.7 and 4.0 on INFOSEEK Wikidata and Human split, respectively.

mPLUG-owl. We fine-tuned mPLUG-owl (Ye et al., 2023) for 10k steps with a learning rate of $2e-4$ and batch size of 1 using LoRA (Hu et al., 2021). mPLUG-owl achieves 7.7 on INFOSEEK Human split.

PaLM(Q-Only). We use PaLM 540B (Chowdhery et al., 2022) in-context learning under the 5-shot setting with the following prompt:

```
Please answer the following question.
question: {Question_1}. answer: { Answer_1}.
...
question: {Question_i}. answer:
```

B.2 With-KB Models

	PaLI	PaLI-X	(Instruct)BLIP2	OFA	FID
Optimizer	Adafactor	Adafactor	Adam	Adam	Adafactor
Batch size	128	128	16	512	64
Train steps	10k	800	400	20k	200
LR	$1e-4$	$1e-4$	$5e-5$	$5e-5$	$2e-4$
LR scheduler	linear decay	constant	constant	polynomial decay	constant
Warmup steps	1000	1000	-	1000	-
Image size	224	224	224	480	-
Beam size	5	5	5	5	5
Vision backbone	ViT-e	ViT-22B	ViT-g	ResNet152	-
LM backbone	mT5 _{XXL}	UL2-32B	Flan-T5 _{XXL}	BART _{large}	T5 _{large}
#Params	17B	55B	12.1B	0.4B	0.4B
Computing	32 TPU _{v4}	64 TPU _{v4}	A40	8 A100	64 TPU _{v4}
Time	6 hours	1 hour	1 hour	48 hours	1 hour

Table 9: Hyperparameters for fine-tuning models on INFOSEEK.

PaLM. We use PaLM 540B (Chowdhery et al., 2022) in-context learning under the 5-shot setting with the prompt present below. The Entity₁ is the gold entity provided in the training set (with KB setting). The Entity_i is the top-1 prediction from the entity linking stage of the queried image.

```
Please answer the following question.
question: {This is Entity_1. Question_1}. answer: {
Answer_1}.
...
question: {This is Entity_i. Question_i}. answer: {
```

FID. The T5_{large} FID (Izacard and Grave, 2020) model was fine-tuned in two stages using 100 passages with a maximum input length of 192 tokens. To form synthetic training data with (passage, question, answer) triples, we combine oracle entity passage with linked entity (from EntLinker) passages. We fine-tune the model on Natural Questions (Kwiatkowski et al., 2019) for 10k steps and then continue to fine-tune it on INFOSEEK for 200 steps with a batch size of 64.

```
question: This is Entity. Question. context: Passage
```

C Additional Experiment Results

Complete numbers for With-KB Models. We show the complete results for With-KB models in Table 10.

Complete numbers for INFOSEEK Wikidata Validation set. We show the complete Validation results for Without-KB and With-KB models in Table 11 and question type score of unseen entity split in Table 12.

C.1 OK-VQA Annotation Guidelines

Five adult annotators each annotate 100 examples (500 in total) sampled from the OK-VQA training set. Annotators are instructed to categorize each example into one of three categories (see Table 13).

Model	# Params	Components use KB	INFOSEEK _{Wikidata}			INFOSEEK _{Human}		
			UNSEEN QUESTION	UNSEEN ENTITY	Overall	UNSEEN QUESTION	UNSEEN ENTITY	Overall
CLIP → PaLM	540B	CLIP	21.9	18.6	20.1	15.6	14.9	15.2
CLIP → FiD	1B	CLIP & FiD	20.7	18.1	19.3	18.9	17.6	18.2

Table 10: INFOSEEK full results on **With-KB** setting.

Model	INFOSEEK _{Wikidata}		
	UNSEEN QUESTION	UNSEEN ENTITY	Overall
Without-KB Setting			
Prior	4.6	2.5	3.2
PaLM (Q-only)	5.5	4.2	4.8
InstructBLIP	15.0	14.0	14.5
BLIP2	15.0	14.2	14.6
PaLI-17B	24.2	16.7	19.7
PaLI-X	25.8	22.4	24.0
With-KB Setting			
CLIP → PaLM	22.7	18.5	20.4
CLIP → FiD	23.3	19.1	20.9
Oracle → FiD	52.1	53.0	52.5

Table 11: INFOSEEK full results on Wikidata **validation** set.

Model	TIME (Acc.)	NUMERICAL (Relaxed Acc.)	STRING (Acc.)
No-KB Setting			
Prior	0	3.5	2.3
PaLM (Q-only)	4.6	11.0	2.7
InstructBLIP	6.6	8.2	16.1
BLIP2	5.6	6.0	17.0
PaLI-17B	1.0	14.8	18.2
PaLI-X	8.1	17.2	24.8
With-KB Setting			
CLIP → PaLM	17.8	21.3	17.7
CLIP → FiD	13.8	15.2	20.5

Table 12: **Results w.r.t. each question types** on the INFOSEEK_{Wikidata} val set of unseen entity split.

Question Category	Percentage
Answered directly by looking at the corresponding image	50.8%
Answered without looking at the image (Q-only)	20%
Requiring a Google search for an answer	29.2%

Table 13: OK-VQA annotation results.