

# VALID INFERENCE FOR MACHINE LEARNING MODEL PARAMETERS

BY NEIL DEY<sup>1,a</sup> AND JONATHAN P. WILLIAMS<sup>1,b</sup>

<sup>1</sup>North Carolina State University, <sup>a</sup>[ndey3@ncsu.edu](mailto:ndey3@ncsu.edu); <sup>b</sup>[jwilli27@ncsu.edu](mailto:jwilli27@ncsu.edu)

The parameters of a machine learning model are typically learned by minimizing a loss function on a set of training data. However, this can come with the risk of overtraining; in order for the model to generalize well, it is of great importance that we are able to find the optimal parameter for the model on the entire population—not only on the given training sample. In this paper, we construct valid confidence sets for this optimal parameter of a machine learning model, which can be generated using only the training data without any knowledge of the population. We then show that studying the distribution of this confidence set allows us to assign a notion of confidence to arbitrary regions of the parameter space, and we demonstrate that this distribution can be well-approximated using bootstrapping techniques.

**1. Introduction.** Many machine learning applications train a model by finding parameters that minimize a loss function (such as the zero-one loss or squared loss) on some training data. This approach generalizes well outside the training data if the average loss on the training data is sufficiently close to the expected loss (i.e. “risk”) for the entire population. Classical *probably approximately correct* (PAC) learning theory (e.g. [Valiant, 1984](#); [Kearns, Schapire and Sellie, 1994](#); [Mohri, Rostamizadeh and Talwalkar, 2018](#)) provides theoretical rates at which the empirical risk function converges to the population risk in various settings, but provides no theoretical guarantees about estimation properties of the risk *minimizer*. In general, little work has been done to quantify the uncertainty in an empirical risk minimizer (ERM).

Given that an ERM is a function of the data, aleatory uncertainty is a natural quantification of the inherent randomness of the ERM: It is desirable to be able to construct confidence sets and hypothesis tests for risk minimizers of machine learning models that are “valid” in the sense that they possess frequentist repeated sampling guarantees. Of the statistical literature that exists for uncertainty quantification for ERMs, much of it falls under the umbrella of the more general framework of M-estimation ([Huber, 1981](#)). The statistical properties of M-estimators are well studied (e.g. [Maronna, Martin and Yohai, 2006](#); [van de Geer, 2000](#); [Boos and Stefanski, 2018](#)); however, the theory of M-estimation typically only yields asymptotic frequentist guarantees that require strong consistency conditions or distributional assumptions. Another approach is found in [Hudson, Carone and Shojaie \(2021\)](#), which studies hypothesis testing for the risk minimizer using a nonparametric extension of the classical score test. Unfortunately, the theory from [Hudson, Carone and Shojaie \(2021\)](#) requires smoothness conditions on the risk function, and again only yields asymptotic frequentist guarantees. [Cella and Martin \(2022\)](#) also studies this problem via the framework of generalized inferential models, but is once again only able to provide approximate validity due to the need to appeal to asymptotic theory. Bayesian approaches to uncertainty quantification of the risk minimizer, such as the penalized exponentially tilted empirical likelihood posterior of [Tang and Yang \(2021\)](#) or the Gibbs-posterior inference approaches of [Martin and Liu \(2013\)](#) and [Bhattacharya and Martin \(2022\)](#), are similarly only capable of giving asymptotic coverage guarantees. It thus remains an open question: Can we obtain valid confidence

---

*Keywords and phrases:* PAC-Learning, Glivenko-Cantelli Classes, Random Sets, Imprecise Probability, Hypothesis Testing.

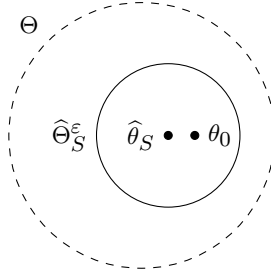


Fig 1: To quantify our uncertainty in the ERM  $\hat{\theta}_S$ , we look at the size of the  $\varepsilon$ -neighborhood  $\hat{\Theta}_S^\varepsilon$  around  $\hat{\theta}_S$  that is intended to cover the risk minimizer  $\theta_0$ .

sets and hypothesis tests for these risk minimizers? In this paper, we answer this question in the affirmative for all machine learning models satisfying a relatively weak *uniform convergence* assumption.

The primary insight of this paper is illustrated in Figure 1: The risk minimizer  $\theta_0$  is typically estimated via an ERM  $\hat{\theta}_S$  that depends on a random sample  $S$ . Our insight is that uncertainty in the ERM can be quantified by examining a neighborhood  $\hat{\Theta}_S^\varepsilon$  around  $\hat{\theta}_S$  of some size  $\varepsilon$ ; ideally, this neighborhood would contain  $\theta_0$ , but it is typically unclear how large  $\varepsilon$  needs to be to do so. The primary reason doing so is difficult is that the empirical risk may behave very differently from the population risk. A simple example of this appears when using a machine learning model that always overfits to match the data perfectly, so that the empirical risk on a sample is always zero despite the population risk being rather high—this may cause the distance between the ERM and risk minimizer to vary unpredictably across samples. However, if we can ensure that the empirical risk is, with high probability, sufficiently close to the population risk in a uniform manner over the parameter space  $\Theta$ , then this issue is solved and it is possible find an  $\varepsilon$  such that  $\hat{\Theta}_S^\varepsilon$  contains  $\theta_0$  with high probability.

The contributions of our paper are as follows:

- We provide a new framework for statistical inference that can be used to provide uncertainty quantification for a parameter of interest without knowledge of the data-generating distribution.
- We use this framework to create confidence sets that contain the “optimal” (i.e. risk minimizing) parameter of a machine learning model with any pre-specified level of confidence.
- We demonstrate that knowledge of the theoretical distribution of valid confidence sets can be used to determine the location of risk minimizer.
- We draw on the ideas of imprecise probability theory (Dempster, 1967; Shafer, 1976) to study this theoretical distribution of confidence sets. This is in part inspired by the growing use of imprecise probability in the study of both empirical risk minimization and statistical inference (e.g. Kusunoki et al., 2021; Hüllermeier, 2014; Jacob et al., 2021; Gong et al., 2021).
- We show that under weak conditions, bootstrapping can be used to estimate the distribution of these confidence sets. This allows us to assign a notion of confidence to arbitrary regions of the parameter space, even when the data-generating distribution is completely unknown.
- We illustrate the utility of our framework in both synthetic and real data examples<sup>1</sup>.

<sup>1</sup>The code to reproduce the experiments presented in this paper is available at <https://github.com/neil-dey/valid-inference-ml-estimators>

The remainder of the paper is structured as follows: In [Section 2](#), we give context for the problem that machine learning aims to solve and background on classical machine learning theory. [Section 3](#) discusses the notion of validity and briefly covers the related work of conformal prediction. In [Section 4](#), we propose our new inferential framework and demonstrate how to construct valid confidence sets for the risk minimizer of a machine learning model. In [Section 5](#), we give background on the theory of random sets and imprecise probability, and use this theory to study the distribution of our valid confidence sets. [Section 6](#) studies the use of bootstrapping to estimate the distribution of our confidence sets and the practical consequences of our work. [Section 7](#) briefly discusses the related work of generalized Inferential Models and gives a comparison between the two approaches. We finish with concluding remarks and directions for future work in [Section 8](#).

**2. The Supervised Learning Problem.** For a machine learning task, one receives a sequence of examples  $X_1, \dots, X_m$  from an example domain  $\mathcal{X}$  and corresponding labels  $Y_1, \dots, Y_m$  from a label space  $\mathcal{Y}$ ; the task of interest is being able to predict the label  $Y$  associated with a new, unseen example  $X$ . To do so, the practitioner selects a *hypothesis class*  $\mathcal{H}$  consisting of functions (referred to as hypotheses)  $\mathcal{X} \rightarrow \mathcal{Y}$  and a loss function  $L : \mathcal{Y} \times \mathcal{Y} \rightarrow \mathbb{R}^+$ . The supervised learning problem is to choose the hypothesis that minimizes the expected loss over the (unknown) data-generating distribution.

A natural question is to ask when the supervised learning problem is tractable to solve, and what it formally means to solve it in the first place. One notion is given by the probably approximately correct (PAC) learning framework, introduced by [Valiant \(1984\)](#). In this framework, we suppose that there exists a *true concept*  $c \in \mathcal{H}$  such that for any example  $X$ , its corresponding label is given by  $c(X)$ . The randomness in the training sample<sup>2</sup>  $S = ((X_1, c(X_1)), \dots, (X_m, c(X_m)))$  typically prevents a guarantee that  $c$  can be found exactly. Hence, the PAC-learning framework claims that a procedure “successfully learns” if it can find, with high probability, a hypothesis “close enough” to  $c$  without needing an excessively large sample size. That is, PAC-learning requires that there exist an algorithm that probably finds a hypothesis that is approximately correct. Formally, we have the following definition:

**DEFINITION 1.** A hypothesis class  $\mathcal{H}$  is PAC-learnable with respect to a fixed loss function  $L$  if there exists an learning process<sup>3</sup> and a polynomial  $p$  such that for every distribution  $\mathcal{D}$  over  $\mathcal{X}$ , every  $\varepsilon > 0$ , every  $\delta > 0$ , and every concept  $c \in \mathcal{H}$ ,

$$\Pr_{S \sim \mathcal{D}^m} \left[ \mathbb{E}_{X \sim \mathcal{D}} \left[ L(\hat{h}_S(X), c(X)) \right] \leq \varepsilon \right] \geq 1 - \delta$$

whenever the sample size  $m$  is at least  $p(\varepsilon^{-1}, \delta^{-1})$ , where  $\hat{h}_S$  is the output of the learning process when given the sample  $S$  as an input.

The PAC-learning framework was later extended to the agnostic PAC-learning model introduced by [Kearns, Schapire and Sellie \(1994\)](#), generalizing to no longer require that there exist a true concept  $c$  that generates the labels. Instead, samples  $S = ((X_1, Y_1), \dots, (X_m, Y_m))$  can be generated from any distribution  $\mathcal{D}$  over  $\mathcal{X} \times \mathcal{Y}$ . Although there need not be a true concept in  $\mathcal{H}$ , there still exists some lower bound on how badly the hypotheses in  $\mathcal{H}$  perform; this lower bound now acts as the target to aim for. Thus, the agnostic PAC-learning framework defines a procedure to “successfully learn” if it can probably find a hypothesis that is approximately as good as the best that  $\mathcal{H}$  can possibly perform. Formally:

<sup>2</sup>In this paper, we define samples to consist of independent and identically distributed observations.

<sup>3</sup>formally, an algorithm  $A : \bigcup_{i=1}^{\infty} (\mathcal{X} \times \mathcal{Y})^i \rightarrow \mathcal{H}$ , where the domain is the set of all samples of finite size

DEFINITION 2. Let  $\mathcal{H}$  be a hypothesis class and  $L$  a loss function. The risk of a hypothesis  $h \in \mathcal{H}$  on a distribution  $\mathcal{D}$  over  $\mathcal{X} \times \mathcal{Y}$  is the expected loss of  $h$ :

$$R(h) = \mathbb{E}_{(X,Y) \sim \mathcal{D}} [L(h(X), Y)].$$

DEFINITION 3. A hypothesis class  $\mathcal{H}$  is agnostically PAC-learnable with respect to a fixed loss function  $L$  if there exists a learning process and a polynomial  $p$  such that for every distribution  $\mathcal{D}$  over  $\mathcal{X} \times \mathcal{Y}$ , every  $\varepsilon > 0$ , and every  $\delta > 0$ ,

$$\Pr_{S \sim \mathcal{D}^m} \left[ R(\hat{h}_S) \leq \inf_{h \in \mathcal{H}} R(h) + \varepsilon \right] \geq 1 - \delta$$

whenever  $m \geq p(\varepsilon^{-1}, \delta^{-1})$ , where  $\hat{h}_S$  is the output of the learning process when given the sample  $S$  as an input.

The PAC-learning and agnostic PAC-learning frameworks thus give criteria to determine when the supervised learning problem is tractable. However, they do not tell us how to solve the problem. Although we wish to find  $h \in \mathcal{H}$  that minimizes  $R(h)$ , we do not know the data-generating distribution  $\mathcal{D}$  to directly minimize  $R$ ; hence, practitioners will instead minimize the empirical risk on the given sample  $S$ :

$$\hat{R}_S(h) = \frac{1}{m} \sum_{i=1}^m L(h(X_i), Y_i).$$

The hypothesis that minimizes  $\hat{R}_S$  is then used as an approximation to the hypothesis that minimizes  $R$ ; if one can guarantee that  $\hat{R}_S$  is approximately the same as  $R$  for large enough sample sizes, this yields an alternative criterion for the existence of a solution to the supervised learning problem. This idea is formalized by the notion of the Glivenko-Cantelli property:

DEFINITION 4. A hypothesis class  $\mathcal{H}$  is a strong uniform Glivenko-Cantelli class with respect to a fixed loss function if for every  $\varepsilon > 0$ ,

$$\lim_{n \rightarrow \infty} \sup_{\mathcal{D}} \Pr_S \left[ \sup_{m \geq n} \sup_{h \in \mathcal{H}} \left| \hat{R}_S(h) - R(h) \right| > \varepsilon \right] = 0,$$

where the outermost supremum is understood to be over all possible distributions over  $\mathcal{X} \times \mathcal{Y}$ , and  $S$  is a sample of size  $m$  from  $\mathcal{D}$ .

REMARK 1. All these notions of learning turn out to be related. Consider the class<sup>4</sup>

$$L \circ \mathcal{H} = \{(x, y) \mapsto L(h(x), y) \mid h \in \mathcal{H}\}.$$

If  $\mathcal{H}$  is a binary hypothesis class and  $L$  is the zero-one loss function, then the works of [Vapnik and Chervonenkis \(1971\)](#) and [Assouad and Dudley \(1989\)](#) (see also [Dudley, Giné and Zinn 1991](#) for an alternative, unified proof) give that  $\mathcal{H}$  is a strong uniform Glivenko-Cantelli class with respect to  $L$  if and only if  $L \circ \mathcal{H}$  has finite VC dimension. Furthermore, [Vapnik and Chervonenkis \(1971\)](#) and [Blumer et al. \(1989\)](#) together show that in this setting,  $\mathcal{H}$  with respect to  $L$  is agnostically PAC-learnable if and only if it is PAC-learnable if and only if it has finite VC dimension; that is to say that all of these notions are equivalent for binary hypothesis classes. This result was later generalized to real-valued hypothesis classes  $\mathcal{H}$  and general loss functions  $L$  by [Alon et al. \(1997\)](#), stating that  $\mathcal{H}$  is a strong uniform Glivenko-Cantelli class with respect to  $L$  if and only if  $L \circ \mathcal{H}$  has finite  $\gamma$ -fat shattering dimension at all scales  $\gamma > 0$ , which in turn implies agnostic PAC-learnability.

<sup>4</sup>We assume in this discussion that  $L \circ \mathcal{H}$  is image-admissible Suslin; c.f. [Dudley, Kunita and Ledrappier \(1984, page 101\)](#)

**3. Notions of Validity.** In any statistical problem, the use of probabilistic reasoning is necessary to form conclusions; however, there is always a risk that this conclusion fails to correspond to the real world due to randomness in the sample. This does not, however, make probabilistic reasoning useless—indeed, if the practitioner claims that their conclusion will be correct (e.g.) 95% of the time, and we can actually verify this claim, then their resulting conclusions are clearly still meaningful. This notion of accountability in probabilistic reasoning is referred to as *validity*.

To illustrate a common failure of validity, suppose two practitioners perform Bayesian inference for the mean of normally distributed data, with both practitioners yielding 95% credibility intervals. These two practitioners may very well give completely different conclusions about the mean depending on the priors chosen by each—and neither claim is falsifiable, as the conclusion depends on individual prior beliefs. Without the ability for an independent party to verify these claims, the meaningfulness of these intervals to others is questionable. On the other hand, frequentist inference for the same mean will yield a 95% confidence interval that is again different from the Bayesian credibility intervals, but provides a validity guarantee: By repeatedly performing the same data collection and inferential procedure, one can check that the correct conclusion is actually obtained 95% of the time. That is not to say that frequentist inference procedures are always valid, as it is often the case that frequentists use asymptotic confidence intervals or tests in frequentist procedures. Once again, this fails a falsifiability criterion, as if this 95% threshold isn't reached upon repeated sampling by an independent party, the original practitioner may simply point to the justification that the sample size simply wasn't large enough (though they may not have even had a way to know this a priori).

The importance of validity has been recognized in machine learning contexts as well. As an example, the definition of an agnostically PAC-learnable hypothesis class ([Definition 3](#)) guarantees control of the type I error rate when concluding that  $R(\hat{h}_S) \leq \inf_{h \in \mathcal{H}} R(h) + \varepsilon$  at level  $\delta$ . This is precisely the usual frequentist repeated-sampling guarantee: Upon repeatedly training a machine learning model over independent training samples, we can conclude that the risk of  $\hat{h}_S$  is within  $\varepsilon$  of the risk best possible hypothesis, and we would only be incorrect at a rate bounded by  $\delta$ . Without such a guarantee, it would be questionable whether or not we could trust that the results of a properly trained machine learning model are useful at all.

Another idea demonstrating the importance of validity in machine learning contexts is given by conformal prediction, introduced by [Vovk, Gammerman and Shafer \(2005\)](#). Conformal prediction can take a point prediction method (for classification or regression problems) and yield valid prediction regions for new data, in the sense that the generated prediction region will contain the true label with any prespecified level of confidence. Thus, there exists a very useful validity guarantee on the prediction regions generated by conformal prediction-enhanced machine learning algorithms. Because this validity property is so desirable, conformal prediction has found use in a variety of applications, such as online regression forests ([Vasiloudis, Morales and Boström, 2019](#)), QSAR modelling for drug development ([Eklund et al., 2015](#)), convolutional neural networks for image classification ([Matiz and Barner, 2019](#)), and various deep-learning architectures ([Messoudi, Rousseau and Destercke, 2020](#)), among others.

**4. An Inferential Framework for Machine Learning.** We propose the following machine learning (ML) framework for inference: Data  $(X_i, Y_i)_{i=1}^m$  are generated i.i.d. from an unknown *data-generating* distribution  $\mathcal{D}$  over the sample space  $\mathcal{X} \times \mathcal{Y}$ . We then fit a *working model*  $Y = h(X; \theta)$ , where the set of candidate *hypotheses*  $\mathcal{H} = \{x \mapsto h(x; \theta) \mid \theta \in \Theta\}$  is known. In contexts where the model is not presented any “inputs” to learn labels from,

we take the convention<sup>5</sup> that  $\mathcal{X} = \{\emptyset\}$ . In an ML context,  $\theta$  can be thought of as the vector of parameters that is to be “learned” during the training of the model. As an example, if  $\mathcal{H}$  were a class of neural networks,  $\theta$  would be a vector of weights and biases corresponding to a particular trained model. We wish to find  $\theta_0$  that best fits the generating distribution, in the sense that

$$\theta_0 := \arg \min_{\theta \in \Theta} R(\theta) \equiv \arg \min_{\theta \in \Theta} \mathbb{E}_{(X,Y) \sim \mathcal{D}} [L(h(X; \theta), Y)]$$

for some fixed loss function  $L : \mathcal{Y} \times \mathcal{Y} \rightarrow \mathbb{R}$ . Such a  $\theta_0$  is referred to as a *risk minimizer*. Together, we call the pair  $(\mathcal{H}, L)$  the ML model.

It is typical to estimate  $\theta_0$  via an estimator  $\hat{\theta}_S$  found by empirical risk minimization:

$$\hat{\theta}_S := \arg \min_{\theta \in \Theta} \hat{R}_S(\theta) \equiv \arg \min_{\theta \in \Theta} \frac{1}{m} \sum_{i=1}^m L(h(X_i; \theta), Y_i)$$

where  $S = ((X_1, Y_1), \dots, (X_m, Y_m)) \sim \mathcal{D}^m$  is the observed sample. We call such a  $\hat{\theta}_S$  an *empirical risk minimizer* (ERM). A general property of “learnable” ML models relating the risk and empirical risk is the *uniform convergence property*:

**DEFINITION 5.** An ML model  $(\mathcal{H}, L)$  has the uniform convergence property with respect to the data-generating distribution  $\mathcal{D}$  over  $\mathcal{X} \times \mathcal{Y}$  if there exists a function  $f : \mathbb{R}^+ \times \mathbb{R}^+ \rightarrow \mathbb{R}$  such that for any  $\varepsilon > 0$  and  $\alpha > 0$ , if  $m \geq f(\varepsilon, \alpha)$  then

$$\Pr_{S \sim \mathcal{D}^m} \left[ \sup_{\theta \in \Theta} |R(\theta) - \hat{R}_S(\theta)| \leq \varepsilon \right] \geq 1 - \alpha.$$

We call any such  $f$  a *witness* to the uniform convergence property.

**REMARK 2.** Notice that [Definition 5](#) is a much weaker assumption than that of being a strong uniform Glivenko-Cantelli class ([Definition 4](#)); it follows that all image-admissible Suslin ML models with finite VC dimension or  $\gamma$ -fat-shattering dimension for all  $\gamma > 0$  have the uniform convergence property with respect to *any* distribution  $\mathcal{D}$ . We thus see that a broad class of models of interest fulfill this requirement.

**DEFINITION 6.** Let  $(\mathcal{H}, L)$  have the uniform convergence property, and let  $\mathcal{W}$  be the set of all corresponding witnesses. The uniform convergence function of  $(\mathcal{H}, L)$  is defined to be

$$f(\varepsilon, \alpha) = \inf_{w \in \mathcal{W}} \lceil w(\varepsilon, \alpha) \rceil,$$

where  $\lceil \cdot \rceil$  is the ceiling function.

In other words, the uniform convergence function of  $(\mathcal{H}, L)$  is the smallest integer-valued function that witnesses the uniform convergence property.

**REMARK 3.** For image-admissible Suslin classes of finite VC or  $\gamma$ -fat-shattering dimension, upper bounds on the worst-possible asymptotic behavior of the uniform convergence function are well-known, since this is simply the rate of convergence for the strong Glivenko-Cantelli class. For finite samples, these bounds can be obtained via tools such as the Rademacher complexity or covering numbers.

Though it is typical to only examine ERMs for prediction problems, we find that for inference problems, it is useful to look at parameters that are *almost* ERMs:

---

<sup>5</sup>One may expect the convention  $\mathcal{X} = \emptyset$  to be more natural, but the absence of examples is not the same as an empty example space.

DEFINITION 7. Let  $(\mathcal{H}, L)$  be an ML model and  $S$  a given sample. The set of  $\varepsilon$ -almost ERMs ( $\varepsilon$ -AERMs) is defined to be

$$\widehat{\Theta}_S^\varepsilon = \{\theta \in \Theta \mid \widehat{R}_S(\theta) \leq \inf_{\vartheta \in \Theta} \widehat{R}_S(\vartheta) + \varepsilon\}.$$

It turns out that this set of  $\varepsilon$ -AERMs acts as a valid confidence set for  $\theta_0$ :

THEOREM 1. Let  $(\mathcal{H}, L)$  have uniform convergence function  $f$ . Suppose that the risk minimizer  $\theta_0$  exists. Then  $\widehat{\Theta}_S^\varepsilon$  is a  $1 - \alpha$  level confidence set for  $\theta_0$  if  $m \geq f(\varepsilon/2, \alpha)$ .

PROOF. We have by definition that

$$\Pr\left[\theta_0 \in \widehat{\Theta}_S^\varepsilon\right] = \Pr\left[\widehat{R}_S(\theta_0) \leq \inf_{\vartheta \in \Theta} \widehat{R}_S(\vartheta) + \varepsilon\right].$$

Next, note by definition of the infimum that for every  $\zeta > 0$  there exists  $\theta_\zeta \in \Theta$  such that  $\widehat{R}_S(\theta_\zeta) - \inf_{\vartheta \in \Theta} \widehat{R}_S(\vartheta) \leq \zeta$ . Furthermore, we have by the uniform convergence property that if  $m \geq f(\varepsilon/2, \alpha)$ , then

$$\Pr\left[\sup_{\vartheta \in \Theta} |\widehat{R}_S(\vartheta) - R(\vartheta)| \leq \frac{\varepsilon}{2}\right] \geq 1 - \alpha.$$

Now if  $\sup_{\vartheta \in \Theta} |\widehat{R}_S(\vartheta) - R(\vartheta)| \leq \varepsilon/2$ , then for every  $\theta \in \Theta$ ,  $|\widehat{R}_S(\theta_0) - R(\theta_0)| + |\widehat{R}_S(\theta) - R(\theta)| \leq \varepsilon$ ; this is true in particular for every  $\theta_\zeta$ , so

$$(1) \quad \Pr\left[|\widehat{R}_S(\theta_0) - R(\theta_0)| + \inf_{\zeta > 0} |\widehat{R}_S(\theta_\zeta) - R(\theta_\zeta)| \leq \varepsilon\right] \geq 1 - \alpha.$$

Next, we have for every  $\zeta > 0$  that

$$\begin{aligned} & \widehat{R}_S(\theta_0) - \inf_{\vartheta \in \Theta} \widehat{R}_S(\vartheta) \\ &= \widehat{R}_S(\theta_0) - R(\theta_0) + R(\theta_0) - R(\theta_\zeta) + R(\theta_\zeta) - \widehat{R}_S(\theta_\zeta) + \widehat{R}_S(\theta_\zeta) - \inf_{\vartheta \in \Theta} \widehat{R}_S(\vartheta) \\ &= \left[\widehat{R}_S(\theta_0) - R(\theta_0)\right] - [R(\theta_\zeta) - R(\theta_0)] + [R(\theta_\zeta) - \widehat{R}_S(\theta_\zeta)] + \left[\widehat{R}_S(\theta_\zeta) - \inf_{\vartheta \in \Theta} \widehat{R}_S(\vartheta)\right] \quad (\text{Regrouping}) \\ &\leq |\widehat{R}_S(\theta_0) - R(\theta_0)| - 0 + |R(\theta_\zeta) - \widehat{R}_S(\theta_\zeta)| + \left[\widehat{R}_S(\theta_\zeta) - \inf_{\vartheta \in \Theta} \widehat{R}_S(\vartheta)\right] \quad (\theta_0 \text{ minimizes } R) \\ &\leq |\widehat{R}_S(\theta_0) - R(\theta_0)| + |R(\theta_\zeta) - \widehat{R}_S(\theta_\zeta)| + \zeta. \quad (\text{Definition of } \theta_\zeta) \end{aligned}$$

Taking the infimum over  $\zeta > 0$ , we thus have that

$$(2) \quad \widehat{R}_S(\theta_0) - \inf_{\theta \in \Theta} \widehat{R}_S(\theta) \leq |\widehat{R}_S(\theta_0) - R(\theta_0)| + \inf_{\zeta > 0} |R(\theta_\zeta) - \widehat{R}_S(\theta_\zeta)|.$$

Hence, we have by combining inequalities (1) and (2) that

$$\Pr\left[\widehat{R}_S(\theta_0) - \inf_{\vartheta \in \Theta} \widehat{R}_S(\vartheta) \leq \varepsilon\right] \geq \Pr\left[|\widehat{R}_S(\theta_0) - R(\theta_0)| + \inf_{\zeta > 0} |R(\theta_\zeta) - \widehat{R}_S(\theta_\zeta)| \leq \varepsilon\right] \geq 1 - \alpha.$$

as desired.  $\square$

The above theorem has the following intuition: The ERM should be close to the risk minimizer with high probability due to the uniform convergence property, so looking at some

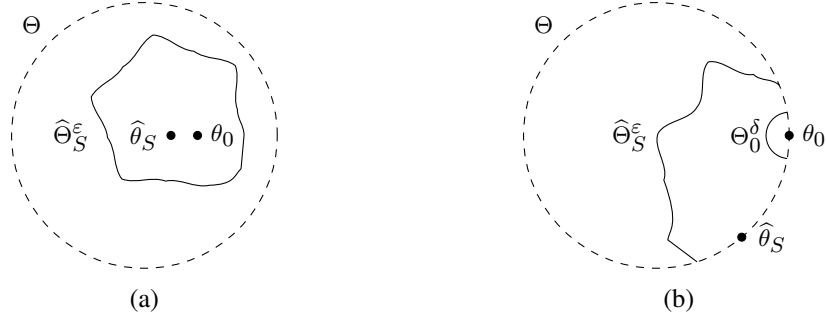


Fig 2: Illustrations of the desired behavior of  $\hat{\Theta}_S^\varepsilon$  when the parameter space  $\Theta$  is not compact. In (a), the risk minimizer  $\theta_0$  and the ERM  $\hat{\theta}_S$  both exist;  $\hat{\Theta}_S^\varepsilon$  thus includes  $\theta_0$ . In (b), neither  $\theta_0$  nor  $\hat{\theta}_S$  exist in the parameter space;  $\hat{\Theta}_S^\varepsilon$  instead contains the closed ball  $\Theta_0^\delta$ .

sufficiently large  $\varepsilon$ -neighborhood of the ERM ought to capture the risk minimizer with high probability.

While it is often the case that  $\theta_0 = \arg \min_{\theta \in \Theta} R(\theta)$  exists, this is not always the case. If  $\Theta$  is compact (with respect to the topology induced by the pseudometric  $d(x, y) = |R(x) - R(y)|$ ), then it is necessarily the case that the risk minimizer  $\theta_0$  exists. However, when  $\Theta$  is not compact,  $\theta_0$  may not exist—there only exists a neighborhood around  $\theta_0$  on the boundary of  $\Theta$ . Thus, we instead aim to cover the neighborhood  $\Theta_0^\delta = \{\theta \in \Theta \mid R(\theta) \leq \inf_{\vartheta \in \Theta} R(\vartheta) + \delta\}$  for some  $\delta \geq 0$ . Note that the case  $\delta = 0$  is of interest when  $\theta_0$  does exist (since then  $\Theta_0^0 = \{\theta_0\}$ ) or is not unique. Figure 2 illustrates this phenomenon.

The following theorem demonstrates that  $\hat{\Theta}_S^\varepsilon$  does indeed remain a valid confidence set for any such  $\Theta_0^\delta$  (so long as  $\varepsilon$  is chosen large enough).

**THEOREM 2.** *Let  $(\mathcal{H}, L)$  have uniform convergence function  $f$ . Then  $\hat{\Theta}_S^\varepsilon$  is a  $1 - \alpha$  level confidence set for  $\Theta_0^\delta$  if  $\delta \leq \varepsilon$  and  $m \geq f((\varepsilon - \delta)/2, \alpha)$ .*

**PROOF.** We have that

$$\Pr \left[ \Theta_0^\delta \subseteq \hat{\Theta}_S^\varepsilon \right] = \Pr \left[ \sup_{\theta_0 \in \Theta_0^\delta} \hat{R}_S(\theta_0) \leq \inf_{\vartheta \in \Theta} \hat{R}_S(\vartheta) + \varepsilon \right].$$

As in the proof of Theorem 1, we have by the definition of the infimum that for every  $\zeta > 0$  there exists  $\theta_\zeta \in \Theta$  such that  $\hat{R}_S(\theta_\zeta) - \inf_{\vartheta \in \Theta} \hat{R}_S(\vartheta) \leq \zeta$ . Furthermore, by definition of the supremum we have that for every  $\eta > 0$  there exists  $\theta_\eta \in \Theta_0^\delta$  such that  $\sup_{\theta_0 \in \Theta_0^\delta} \hat{R}_S(\theta_0) - \hat{R}_S(\theta_\eta) \leq \eta$ . Then similarly to the argument in Theorem 1, we have by the uniform convergence property that

$$(3) \quad \Pr \left[ \inf_{\eta > 0} |\hat{R}_S(\theta_\eta) - R(\theta_\eta)| + \inf_{\zeta > 0} |\hat{R}_S(\theta_\zeta) - R(\theta_\zeta)| \leq \varepsilon - \delta \right] \geq 1 - \alpha.$$

Then for every  $\eta > 0$  and  $\zeta > 0$ ,

$$\begin{aligned} & \sup_{\theta_0 \in \Theta_0^\delta} \hat{R}_S(\theta_0) - \inf_{\vartheta \in \Theta} \hat{R}_S(\vartheta) \\ &= \sup_{\theta_0 \in \Theta_0^\delta} \hat{R}_S(\theta_0) - \hat{R}_S(\theta_\eta) + \hat{R}_S(\theta_\eta) - \hat{R}_S(\theta_\zeta) + \hat{R}_S(\theta_\zeta) - \inf_{\vartheta \in \Theta} \hat{R}_S(\vartheta) \\ &\leq \eta + \zeta + \hat{R}_S(\theta_\eta) - \hat{R}_S(\theta_\zeta) \end{aligned}$$



$$\begin{aligned}
&= \eta + \zeta + \widehat{R}_S(\theta_\eta) - R(\theta_\eta) + R(\theta_\eta) - R(\theta_\zeta) + R(\theta_\zeta) - \widehat{R}_S(\theta_\zeta) \\
&\leq \eta + \zeta + |\widehat{R}_S(\theta_\eta) - R(\theta_\eta)| + R(\theta_\eta) - R(\theta_\zeta) + |R(\theta_\zeta) - \widehat{R}_S(\theta_\zeta)|
\end{aligned}$$

Now recall that since  $\theta_\eta \in \Theta_0^\delta$ , we have that  $R(\theta_\eta) \leq \inf_{\vartheta \in \Theta} R(\vartheta) + \delta$ :

$$\begin{aligned}
&\sup_{\theta_0 \in \Theta_0^\delta} \widehat{R}_S(\theta_0) - \inf_{\vartheta \in \Theta} \widehat{R}_S(\vartheta) \\
&\leq \eta + \zeta + |\widehat{R}_S(\theta_\eta) - R(\theta_\eta)| + |R(\theta_\zeta) - \widehat{R}_S(\theta_\zeta)| + \inf_{\vartheta \in \Theta} R(\vartheta) + \delta - R(\theta_\zeta) \\
&\leq \eta + \zeta + |\widehat{R}_S(\theta_\eta) - R(\theta_\eta)| + |R(\theta_\zeta) - \widehat{R}_S(\theta_\zeta)| + \delta.
\end{aligned}$$

Taking the infimum over  $\eta > 0$  and  $\zeta > 0$ , we thus find that

$$(4) \quad \sup_{\theta_0 \in \Theta_0^\delta} \widehat{R}_S(\theta_0) - \inf_{\vartheta \in \Theta} \widehat{R}_S(\vartheta) \leq \inf_{\eta > 0} |\widehat{R}_S(\theta_\eta) - R(\theta_\eta)| + \inf_{\zeta > 0} |\widehat{R}_S(\theta_\zeta) - R(\theta_\zeta)| + \delta.$$

Hence, combining inequalities (3) and (4) yields that

$$\begin{aligned}
&\Pr \left[ \sup_{\theta_0 \in \Theta_0^\delta} \widehat{R}_S(\theta_0) - \inf_{\vartheta \in \Theta} \widehat{R}_S(\vartheta) \leq \varepsilon \right] \\
&\geq \Pr \left[ \inf_{\eta > 0} |\widehat{R}_S(\theta_\eta) - R(\theta_\eta)| + \inf_{\zeta > 0} |\widehat{R}_S(\theta_\zeta) - R(\theta_\zeta)| \leq \varepsilon - \delta \right] \\
&\geq 1 - \alpha
\end{aligned}$$

as desired.  $\square$

We now present several examples in which we apply [Theorems 1](#) and [2](#) to find valid confidence sets for a variety of parameters of interest.

**EXAMPLE 1.** Suppose that we have a sample from a Bernoulli distribution and we wish to determine which of 0 and 1 is more likely in the population. This can be modelled as  $\mathcal{X} = \{\emptyset\}$ ,  $\mathcal{Y} = \{0, 1\}$ ,  $\mathcal{H} = \{x \mapsto \theta \mid \theta \in \{0, 1\}\}$ , and  $L(y, y') = |y - y'|$  is the zero-one loss. Given this choice of loss function, the risk minimizer is  $\theta_0 = 0$  if  $p < 0.5$  and  $\theta_0 = 1$  if  $p > 0.5$ ; for  $p = 0.5$  the risk minimizer is not unique, so we must capture the set  $\Theta_0^0 = \{0, 1\}$ .

We now compute the uniform convergence function for this model. The set of all distributions over  $\mathcal{X} \times \mathcal{Y}$  is simply  $\{\text{Bernoulli}(p) \mid 0 \leq p \leq 1\}$ . For a fixed  $p$ , we have that

$$R(\theta) = \Pr_{Y \sim \text{Ber}(p)} [\theta \neq Y] = (1-p)^\theta p^{1-\theta}.$$

We thus have that the left-hand side of [Definition 5](#) is given by

$$\begin{aligned}
&\Pr \left[ \sup_{\theta=0,1} |R(\theta) - \widehat{R}_S(\theta)| \leq \varepsilon \right] \\
&= \Pr_{\mathbf{Y} \sim \text{Ber}(p)^m} \left[ \sup_{\theta=0,1} \left| (1-p)^\theta p^{1-\theta} - \frac{1}{m} \sum_{i=1}^m I(Y_i \neq \theta) \right| \leq \varepsilon \right] \\
&= \Pr \left[ \max \left\{ \left| p - \frac{1}{m} \sum_{i=1}^m I(Y_i \neq 0) \right|, \left| 1-p - \frac{1}{m} \sum_{i=1}^m I(Y_i \neq 1) \right| \right\} \leq \varepsilon \right] \\
&= \Pr \left[ \left| \frac{1}{m} \sum_{i=1}^m Y_i - p \right| \leq \varepsilon \right]
\end{aligned}$$

$$= \sum_{i=\lceil m(p-\varepsilon) \rceil}^{\lfloor m(p+\varepsilon) \rfloor} \binom{m}{i} p^i (1-p)^{m-i}$$

Setting the infimum of this quantity over  $p \in [0, 1]$  to be at most  $1 - \alpha$ , we can numerically solve for  $m$  or  $\varepsilon$  to find valid confidence sets for the risk-minimizer  $\theta_0$ .

Note that due to the discreteness of Bernoulli data, it is often impossible to obtain a coverage of exactly  $1 - \alpha$ , so the confidence set will be conservative in general; this is not an issue present for continuous data.

EXAMPLE 2. Consider LASSO estimation (without intercept):

$$\widehat{\beta}_{LASSO} = \arg \min_{\beta: \|\beta\|_1 \leq t} \frac{1}{m} \sum_{i=1}^m (y_i - x_i^\top \beta)^2$$

where  $t$  is a regularization parameter typically chosen via cross-validation. We can consider the corresponding ML model  $\mathcal{X} = \mathbb{R}^p$ ,  $\mathcal{Y} = \mathbb{R}$ ,  $\mathcal{H} = \{x \mapsto x^\top \beta : \|\beta\|_1 \leq t\}$ , and  $L(y, y') = (y - y')^2$ .

Suppose that the examples are generated as  $X \sim \mathcal{D}_x$ ,  $Y = X^\top \beta_0 + U$  for  $U \sim \mathcal{D}_u$  independent of  $X$  with  $\mathbb{E}[U] = 0$ . Then assuming that  $\|\beta_0\|_1$  is bounded above by some known  $t'$ , as well as bounds on the fourth moments of  $X$  and  $U$ , our inferential framework allows us to construct a valid confidence interval for  $\beta_0$ .

To this end, we first note that the risk of a parameter  $\beta$  is given by

$$R(\beta) = \mathbb{E}[(X^\top \beta_0 + U - X^\top \beta)^2] = \mathbb{E}[(X^\top (\beta_0 - \beta) + U)^2].$$

We can then find a uniform convergence bound:

$$\Pr_{S \sim \mathcal{D}^m} \left[ \sup_{\beta} |R(\beta) - \widehat{R}_S(\beta)| \leq \varepsilon \right] = \Pr_{S \sim \mathcal{D}^m} \left[ \sup_{\beta} \left| R(\beta) - \frac{1}{m} \sum_{i=1}^m (X_i^\top (\beta_0 - \beta) + U_i)^2 \right| \leq \varepsilon \right]$$

Since our parameter space is compact and the function we are taking the supremum over is continuous, we can substitute  $\beta_0 - \beta = \widetilde{\beta}$  for some  $\widetilde{\beta}$  a function of  $\beta_0$ ,  $(X_1, \dots, X_m)$ , and  $(U_1, \dots, U_m)$  that attains that supremum:

$$\Pr_{S \sim \mathcal{D}^m} \left[ \sup_{\beta} |R(\beta) - \widehat{R}_S(\beta)| \leq \varepsilon \right] = \Pr_{S \sim \mathcal{D}^m} \left[ \left| \mathbb{E}[(X^\top \widetilde{\beta} + U)^2] - \frac{1}{m} \sum_{i=1}^m (X_i^\top \widetilde{\beta} + U_i)^2 \right| \leq \varepsilon \right]$$

In general, this cannot be computed explicitly. However, we can lower bound this using Chebyshev's Inequality, as the first term is the expectation of the last term:

$$\Pr_{S \sim \mathcal{D}^m} \left[ \sup_{\beta} |R(\beta) - \widehat{R}_S(\beta)| \leq \varepsilon \right] \geq 1 - \frac{1}{m\varepsilon^2} \text{Var}[(X^\top \widetilde{\beta} + U)^2]$$

For uniform convergence, we require this to be at least  $1 - \alpha$  for all  $\widetilde{\beta}$ , which has 1-norm at most  $t + t'$ . Thus, we only need to have bounds on the fourth moments of  $X$  and  $U$  in order to obtain valid confidence sets for  $\beta_0$ . Notice that if  $\|\beta_0\|_1 \leq t$  (so that the hypothesis class contains  $\beta_0$ ), then bounding  $\text{Var}[(X^\top \widetilde{\beta} + U)^2]$  is exactly the same as bounding  $\text{Var}[Y^2]$  when the  $\beta_0$  generating  $Y$  is allowed to be "twice as big" as our model thinks it should be.

Note that one can always obtain stronger bounds with more assumptions on the model. For example, a common assumption in regression is that the observed data is  $\sigma^2$ -subgaussian. Recall that a random variable  $Z$  is  $\sigma^2$ -subgaussian if

$$\mathbb{E}[\exp(t(Z - \mathbb{E}[Z]))] \leq \exp\left(\frac{t^2 \sigma^2}{2}\right)$$

for all  $t \in \mathbb{R}$ . The square of a  $\sigma^2$ -subgaussian random variable is  $(32\sigma^4, 4\sigma^2)$ -subexponential (Honorio and Jaakkola, 2014, see Supplementary Material B), in the sense that

$$\mathbb{E} \left[ \exp(t(Z^2 - \mathbb{E}[Z^2])) \right] \leq \exp\left(\frac{t^2 \cdot 32\sigma^4}{2}\right)$$

for all  $|t| \leq 1/(4\sigma^2)$ . Using standard concentration inequalities for subexponential random variables, we then have that for i.i.d.  $\sigma^2$ -subgaussian random variables  $Z_1, \dots, Z_m$ ,

$$\Pr \left[ \left| \mathbb{E}[Z^2] - \frac{1}{m} \sum_{i=1}^m Z_i^2 \right| \leq \varepsilon \right] \geq 1 - 2 \exp\left(-\min\left(\frac{m\varepsilon^2}{64\sigma^4}, \frac{m\varepsilon}{8\sigma^2}\right)\right).$$

Thus, by assuming  $\sigma^2$ -subgaussianity of  $X_i^\top \tilde{\beta} + U_i$ , we can arrive at much sharper bounds for inference on  $\beta_0$  that decay exponentially with the sample size.

**EXAMPLE 3.** Suppose we wish to find the  $\tau$  quantile of a random variable with distribution  $\mathcal{D}$ . We can model this via  $\mathcal{X} = \{\emptyset\}$ ,  $\mathcal{Y} = \mathbb{R}$ ,  $\mathcal{H} = \{x \mapsto \theta \mid \theta \in \Theta\}$ , and  $L(y, y') = (y' - y)(\tau - I(y' < y))$ ; the risk minimizer is precisely the  $\tau$  quantile of the distribution. We have that

$$R(\theta) = (\mathbb{E}[Y] - \theta)\tau - \mathbb{E}[(Y - \theta) \mid Y < \theta] \cdot \Pr[Y < \theta]$$

On the other hand,

$$\widehat{R}_S(\theta) = \frac{1}{m} \sum_{i=1}^m L(\theta, y_i) = (\bar{y} - \theta)\tau - \frac{1}{m} \sum_{y_i < \theta} (y_i - \theta),$$

where  $\bar{y}$  is the sample mean  $\sum_{i=1}^m y_i/m$ . If  $Y$  is a continuous random variable, then  $R(\theta) - \widehat{R}_S(\theta)$  is continuous in  $\theta$ , and so if  $\Theta$  is compact, then for some  $\tilde{\theta}$  a function of  $y_1, \dots, y_m$ :

$$\begin{aligned} & \Pr_{S \sim \mathcal{D}^m} \left[ \sup_{\theta} |R(\theta) - \widehat{R}_S(\theta)| \leq \varepsilon \right] \\ &= \Pr_{S \sim \mathcal{D}^m} \left[ \left| \mathbb{E}[Y]\tau - \mathbb{E}[(Y - \tilde{\theta}) \mid Y < \tilde{\theta}] \cdot \Pr[Y < \tilde{\theta}] - \bar{y}\tau + \frac{1}{m} \sum_{y_i < \tilde{\theta}} (y_i - \tilde{\theta}) \right| \leq \varepsilon \right] \\ &\geq 1 - \frac{1}{\varepsilon^2} \text{Var} \left[ \bar{y}\tau - \frac{1}{m} \sum_{y_i < \tilde{\theta}} (y_i - \tilde{\theta}) \right] \\ &= 1 - \frac{1}{m\varepsilon^2} \text{Var} \left[ \tau Y - (Y - \tilde{\theta}) \cdot I(Y < \tilde{\theta}) \right]. \end{aligned}$$

It suffices for this to be at least  $1 - \alpha$  for all  $\tilde{\theta}$  in the parameter space. Thus, solving for  $m$ , a uniform convergence function for quantile estimation is given by

$$f(\varepsilon, \alpha) = \frac{1}{\alpha\varepsilon^2} \sup_{\theta \in \Theta} \text{Var} [\tau Y - (Y - \theta) \cdot I(Y < \theta)].$$

We see that we only require bounds on the first and second moments and conditional moments of the distribution in question to construct valid confidence sets for the quantile. Similarly to the previous example, a practitioner that is willing to make stronger assumptions can strengthen the result to yield tighter bounds.

**5. The Distribution of AERMs.** Evidently, understanding the properties of the set  $\widehat{\Theta}_S^\varepsilon$  of  $\varepsilon$ -AERMs, is critical to understanding validity of ML models. It is of note that  $\widehat{\Theta}_S^\varepsilon$  is random due to the dependence on the random sample  $S$ , but differs from usual random variables or random vectors by being set-valued. Thus, to fully understand the properties of  $\widehat{\Theta}_S^\varepsilon$ , we first need to understand random sets.

5.1. *Random Sets and Imprecise Probability.* We begin with the formal definition of a random set (Molchanov, 2017):

DEFINITION 8. Let  $(\Theta, \tau)$  be a Polish space and  $(\Omega, \Sigma)$  a measurable space. A function  $X : \Omega \rightarrow 2^\Theta$  is a closed random set if  $X(\omega)$  is closed for every  $\omega \in \Omega$  and for every  $U \in \tau$ ,

$$\{\omega \mid X(\omega) \cap U \neq \emptyset\} \in \Sigma.$$

This definition can be generalized to non-Polish spaces as well as to non-closed random sets.

Whereas the distribution of a random variable is given by the cumulative distribution function, the distribution of a closed random set  $X$  is given by the *belief* and *plausibility* functions

$$\begin{aligned} \text{bel}(A) &= \Pr[X \subseteq A] \\ \text{pl}(A) &= \Pr[X \cap A \neq \emptyset] \end{aligned}$$

where  $A$  is a Borel set (Molchanov, 2017). It is straightforward to check that these two functions are duals of each other, in the sense that  $\text{bel}(A) = 1 - \text{pl}(\Theta \setminus A)$  and  $\text{pl}(A) = 1 - \text{bel}(\Theta \setminus A)$ . As such, knowing either one of the belief or plausibility functions immediately yields the other. A very useful property of belief and plausibility functions is given by Choquet's Theorem (Matheron, 1974):

THEOREM 3. Let  $\Theta$  be a locally compact Hausdorff second countable topological space. Then the plausibility function induced by a random closed set in  $\Theta$  is  $\infty$ -alternating and upper semicontinuous. That is,

$$\text{pl}\left(\bigcup_{i=1}^k A_i\right) \leq \sum_{\emptyset \neq I \subseteq \{1, \dots, k\}} (-1)^{|I|+1} \text{pl}\left(\bigcap_{i \in I} A_i\right)$$

for every positive integer  $k$ , and  $\text{pl}(K_n) \rightarrow \text{pl}(K)$  for every sequence of compact sets  $(K_n)$  converging from above to a compact set  $K$ .

Similarly, we would have that belief functions are  $\infty$ -monotone (reversing the inequality) and lower semicontinuous. Note that probability measures are both  $\infty$ -alternating and  $\infty$ -monotone; this fact is often referred to as the principle of inclusion-exclusion.

The belief and plausibility functions are often additionally conditioned on the event  $X \neq \emptyset$  so that we have the convenient properties that  $\text{bel}(\emptyset) = \text{pl}(\emptyset) = 0$  and  $\text{bel}(\Theta) = \text{pl}(\Theta) = 1$ ; note that these properties trivially hold if the random set is almost surely nonempty. If, in addition, the  $\infty$ -monotone and  $\infty$ -alternating conclusions from Choquet's Theorem also hold, then the belief and plausibility functions fall under the purview of the Dempster-Shafer theory of evidence (Dempster, 1967; Shafer, 1976). Within this framework, Dempster (1967) suggests that given a random set  $X$  that corresponds to a quantity of interest  $\theta_0 \in \Theta$ , we can interpret  $\text{bel}(A)$  and  $\text{pl}(A)$  as *lower* and *upper* probabilities for the assertion  $\theta_0 \in A$ . That is to say that  $\text{bel}(A)$  can be interpreted as the probability that  $\theta_0 \in A$  is "known to be true,"  $1 - \text{pl}(A)$  can be interpreted as the probability that  $\theta_0 \in A$  is "known to be false,"

and the remaining probability  $\text{pl}(A) - \text{bel}(A)$  can be interpreted as a residual “don’t know” probability (Dempster, 2008). As a simple example, consider the trivial random set  $X = \Theta$ ; then  $\text{bel}(A) = 0$  and  $\text{pl}(A) = 1$  for every nonempty proper subset  $A$  of  $\Theta$ —Dempster’s interpretation would be that we have no evidence for the truth or falsity of  $\theta_0 \in A$  for any such  $A$ , and so have absolutely no knowledge of the location of  $\theta_0$ .

A formal theory of *imprecise probability* can be worked out from belief and plausibility functions. For example, Shafer (1979) demonstrates how to extend belief and plausibility functions from union- or intersection-closed subsets of  $\Theta$  (e.g. the Borel sets) to the entire set of subsets of  $\Theta$  via the notions of allocations and allowments of probability; this is analogous to how the Lebesgue measure is extended from open sets to the Lebesgue measurable sets. Shafer (2016) briefly discusses the theory of Choquet integration for beliefs and plausibilities (analogous to Lebesgue integration for probabilities) as well as the notions of independence, joint imprecise probability distributions, and conditional imprecise probability. In particular, Shafer (2016) proves that Bayes’s rule holds for plausibility functions even when  $\Theta$  is infinite; this theorem is known as Dempster’s rule of conditioning.

The Dempster-Shafer framework is not the only approach to imprecise probability. An alternative to working with belief and plausibility functions is to work with *necessity* and *possibility* functions. Possibility functions still keep the properties  $\text{pos}(\emptyset) = 0$  and  $\text{pos}(\Theta) = 1$ , but impose a maxitivity assumption:

$$\text{pos}\left(\bigsqcup_{i \in I} A_i\right) = \sup_{i \in I} \text{pos}(A_i)$$

for every index set  $I$  (Dubois and Prade, 1980, Definition II.5.7). The necessity function is once again the dual of the possibility function. The necessity and possibility function approach to imprecise probability has a variety of nice properties due to the maxitivity assumption, but is limited in its ability to describe the behavior of random sets: It can be shown that the plausibility function induced by a random set  $X$  is a possibility function if and only if the realizations of  $X$  are nested (i.e.  $X(\omega_1) \subseteq X(\omega_2)$  or  $X(\omega_2) \subseteq X(\omega_1)$  for all  $\omega_1, \omega_2 \in \Omega$ ) (Shafer, 1976, Theorem 10.1).

Another approach to developing imprecise probability theory is via previsions; this theory is discussed in detail in Walley (1991). Given a linear space  $\mathcal{F}$  of functions  $f : \Theta \rightarrow \mathbb{R}$  (called “gambles”), the lower and upper previsions defined on  $\mathcal{F}$  are

$$\begin{aligned} \underline{E}[f] &= \sup\{\mu \in \mathbb{R} \mid f - \mu \text{ is desirable}\} \\ \overline{E}[f] &= \inf\{\mu \in \mathbb{R} \mid \mu - f \text{ is desirable}\}, \end{aligned}$$

where we call a gamble “desirable” if one would accept the gamble if offered. Note that previsions can then be naturally extended to larger classes of gambles (e.g. to include all indicator functions). These previsions act analogously to expectations in probability theory, and so upper and lower probabilities can be defined as the upper and lower previsions of indicator functions.

**5.2. Validity of ML Models.** Since the set  $\widehat{\Theta}_S^\varepsilon$  of  $\varepsilon$ -AERMs is a random set, its distribution is determined by the induced belief and plausibility functions:

$$\begin{aligned} \text{bel}_\varepsilon(A) &= \Pr_{S \sim \mathcal{D}^m} [\widehat{\Theta}_S^\varepsilon \subseteq A \mid \widehat{\Theta}_S^\varepsilon \neq \emptyset] \\ \text{pl}_\varepsilon(A) &= \Pr_{S \sim \mathcal{D}^m} [\widehat{\Theta}_S^\varepsilon \cap A \neq \emptyset \mid \widehat{\Theta}_S^\varepsilon \neq \emptyset]. \end{aligned}$$

Notice that these functions are not well-defined when  $\widehat{\Theta}_S^\varepsilon$  is almost surely empty; this is only possible when  $\varepsilon = 0$  and the ERM almost surely does not exist.

EXAMPLE 4. Consider  $\mathcal{X} = \{\emptyset\}$ ,  $\mathcal{Y} = \mathbb{R}$ , and  $\mathcal{H} = \{x \mapsto \theta \mid \theta \in \mathbb{Q}\}$  with  $L(y, y') = |y - y'|$ , where the data-generating distribution is a point mass at an irrational number (e.g.  $\Pr(Y = \pi) = 1$ ). In this example,  $\hat{\theta}_S$  never exists, since there always exists a closer rational approximation to an irrational number. Thus,  $\hat{\Theta}_S^0$  is always empty, and the belief and plausibility for  $\varepsilon = 0$  are not well-defined.

Because this situation can be circumvented in practice by instead considering  $\varepsilon$ -plausibilities for any choice of  $\varepsilon > 0$ , we assume for the remainder of this paper that the  $\varepsilon$ -plausibility is well defined.

Knowledge of the distribution of  $\varepsilon$ -AERMs can be used to assign a confidence to the proposition that a given region of the parameter space contains the risk minimizer. In particular, we will show in this section that sets of low plausibility cannot contain the risk minimizer. To this end, we first define the notion of validity for an ML model:

DEFINITION 9. At a fixed sample size, the model  $(\mathcal{H}, L)$  is valid at level  $\alpha$  and tolerance  $\varepsilon$  if for every Borel set  $A \subseteq \Theta$  such that there exists  $\delta \geq 0$  so that  $\Theta_0^\delta \subseteq A$  and  $\Theta_0^\delta \neq \emptyset$ , we have that  $\text{pl}_\varepsilon(A) \geq 1 - \alpha$ .

In other words, an ML model is valid if every nonempty  $\delta$ -neighborhood of the risk minimizer has a high plausibility. Once again, we note that when the risk minimizer  $\theta_0$  exists, it is sufficient to only consider  $\delta = 0$ , as any  $A$  containing  $\Theta_0^\delta$  for  $\delta > 0$  must contain  $\theta_0 \in \Theta_0^0$  itself.

LEMMA 1. Let  $(\mathcal{H}, L)$  have the uniform convergence function  $f$ . Then  $f$  is non-increasing in its first argument.

PROOF. Fix  $\varepsilon_1, \alpha > 0$ . Then

$$\Pr_{S \sim \mathcal{D}^m} \left[ \sup_{\theta \in \Theta} |R(\theta) - \hat{R}_S(\theta)| \leq \varepsilon_1 \right] \geq 1 - \alpha \quad \text{if } m \geq f(\varepsilon_1, \alpha).$$

Now let  $\varepsilon_2 > \varepsilon_1$ . Then we have that

$$\Pr_{S \sim \mathcal{D}^m} \left[ \sup_{\theta \in \Theta} |R(\theta) - \hat{R}_S(\theta)| \leq \varepsilon_1 \right] \leq \Pr_{S \sim \mathcal{D}^m} \left[ \sup_{\theta \in \Theta} |R(\theta) - \hat{R}_S(\theta)| \leq \varepsilon_2 \right]$$

and so

$$\Pr_{S \sim \mathcal{D}^m} \left[ \sup_{\theta \in \Theta} |R(\theta) - \hat{R}_S(\theta)| \leq \varepsilon_2 \right] \geq 1 - \alpha \quad \text{if } m \geq f(\varepsilon_1, \alpha).$$

We hence have that

$$w(\varepsilon, \alpha) = \begin{cases} f(\varepsilon, \alpha) & \text{if } \varepsilon \neq \varepsilon_2 \\ f(\varepsilon_1, \alpha) & \text{if } \varepsilon = \varepsilon_2 \end{cases}$$

witnesses the uniform convergence property of  $(\mathcal{H}, L)$ . Therefore, by the definition of the uniform convergence function (Definition 6),

$$f(\varepsilon_2, \alpha) \leq \lceil w(\varepsilon_2, \alpha) \rceil = \lceil f(\varepsilon_1, \alpha) \rceil = f(\varepsilon_1, \alpha)$$

since  $f(\varepsilon_1, \alpha)$  is an integer, as desired.  $\square$

COROLLARY 1. Let  $(\mathcal{H}, L)$  have uniform convergence function  $f$ . If the risk minimizer  $\theta_0$  exists, then  $(\mathcal{H}, L)$  is valid at level  $\alpha$  and tolerance  $\varepsilon$  if  $m \geq f(\varepsilon/2, \alpha)$ . Otherwise,  $(\mathcal{H}, L)$  is valid at level  $\alpha$  and tolerance  $\varepsilon$  if  $m \geq \inf_{\delta > 0} f((\varepsilon - \delta)/2, \alpha)$ .

PROOF. Suppose that the risk minimizer  $\theta_0$  exists. Then if  $A$  is a Borel set and  $\theta_0 \in A$ , we have that

$$\begin{aligned} \text{pl}_\varepsilon(A) &= \Pr\left[\widehat{\Theta}_S^\varepsilon \cap A \neq \emptyset \mid \widehat{\Theta}_S^\varepsilon \neq \emptyset\right] \\ &\geq \Pr\left[\widehat{\Theta}_S^\varepsilon \cap \{\theta_0\} \neq \emptyset \mid \widehat{\Theta}_S^\varepsilon \neq \emptyset\right] \\ &= \Pr\left[\widehat{\Theta}_S^\varepsilon \ni \theta_0 \text{ and } \widehat{\Theta}_S^\varepsilon \neq \emptyset\right] / \Pr\left[\widehat{\Theta}_S^\varepsilon \neq \emptyset\right] \\ &\geq \Pr\left[\widehat{\Theta}_S^\varepsilon \ni \theta_0\right] / 1, \end{aligned}$$

which has probability at least  $1 - \alpha$  by the result of [Theorem 1](#).

Now suppose that the risk minimizer  $\theta_0$  does not exist. Then let  $\zeta > 0$  be such that  $\Theta_0^\zeta \subseteq A$ . Without loss of generality, we also let  $\zeta < \varepsilon$ . Then for any  $\delta \in (0, \zeta)$ , we have that

$$\text{pl}_\varepsilon(A) = \Pr\left[\widehat{\Theta}_S^\varepsilon \cap A \neq \emptyset\right] \geq \Pr\left[\Theta_0^\delta \subseteq \widehat{\Theta}_S^\varepsilon\right]$$

which has probability at least  $1 - \alpha$  by the result of [Theorem 2](#) if  $m \geq f((\varepsilon - \delta)/2, \alpha)$ . Since this is true for every  $\delta \in (0, \zeta)$  and  $f$  is non-increasing in its first argument by [Lemma 1](#), we have validity if  $m \geq \inf_{\delta \in (0, \zeta)} f((\varepsilon - \delta)/2, \alpha) = \inf_{\delta > 0} f((\varepsilon - \delta)/2, \alpha)$ , as desired.  $\square$

Note that when  $f(\cdot, \alpha)$  is left-continuous at  $\varepsilon$ ,  $\inf_{\delta > 0} f((\varepsilon - \delta)/2, \alpha) = f(\varepsilon/2, \alpha)$ , and so the sample complexity is the same regardless of the existence of the risk minimizer. However, this is not the case in general, so the sample size necessary for validity is generally easier to attain when the risk minimizer does exist.

The contrapositive of the above corollary is that if a model is valid at level  $\alpha$  and tolerance  $\varepsilon$ , then  $\text{pl}_\varepsilon(A) < 1 - \alpha$  implies that  $\theta_0 \notin A$ . Thus, knowledge of the distribution of the set of  $\varepsilon$ -AERMs yields important knowledge about the location of the risk minimizer. We restate this contrapositive as a theorem in its own right:

**THEOREM 4.** *Let  $(\mathcal{H}, L)$  be valid at level  $\alpha$  and tolerance  $\varepsilon$ . If  $\text{pl}_\varepsilon(A) < 1 - \alpha$  then  $\theta_0 \notin A$ .*

This idea of determining optimal values for parameters via [Theorem 4](#) can be useful for hypothesis classes that make use of a tuning parameter  $\gamma$ , as calculating the belief and plausibility of sets of the form  $A = \{\gamma \in [a, b]\}$  may help reduce the search space for the tuning parameter.

**REMARK 4.** It may initially seem strange to discuss performing “inference” on a tuning parameter. However, it is undoubtedly the case that there exists some optimal value for the tuning parameter, as it is typically estimated via cross-validation. As such, we can still perform uncertainty quantification for this optimal tuning parameter in the same way we do so for more traditional feature parameters.

**EXAMPLE 5.** In continuation of [Example 2](#), consider LASSO estimation with data generated by  $Y = X\beta_0 + U$ . Our hypothesis class is  $\mathcal{H} = \bigcup_{t' \leq t} \mathcal{H}_{t'}$ , where  $\mathcal{H}_{t'} = \{x \mapsto x^\top \beta : \|\beta\|_1 \leq t'\}$  and  $t$  is an upper bound on the LASSO tuning parameter provided by the practitioner. The value of the tuning parameter  $t'$  is typically chosen via cross-validation over the interval  $[0, t]$ , since the optimal value for  $t'$  is  $t_0 = \min(t, \|\beta_0\|_1)$  but  $\|\beta_0\|_1$  is typically unknown.

We draw examples  $X \sim \text{Unif}(-1, 1)^p$  and  $U \sim \text{Unif}(-1, 1)$ . A uniform convergence function is then given by

$$f(\varepsilon, \alpha) = 1 - 2 \exp\left(-\frac{m\varepsilon}{8(\|\beta_0\| + 1)^2}\right).$$

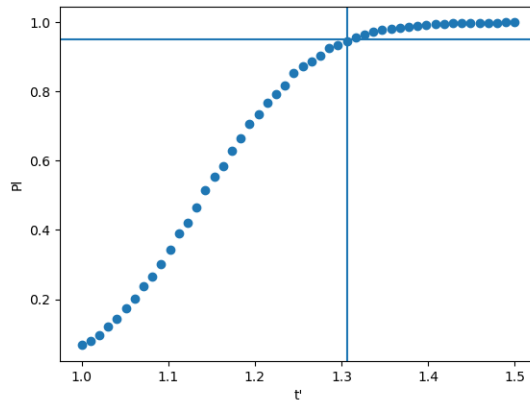


Fig 3: Estimates for the plausibility of the set  $\{\beta : \|\beta\|_1 \leq t'\}$  at significance level 0.05 for different tuning parameters  $t'$ . A vertical line is plotted at the  $t'$  that maintains plausibility at least 0.95. Plausibilities were estimated via Monte-Carlo simulation with 10000 replicates.

This then allows us to compute an  $\varepsilon$  necessary for validity at a given sample size  $m$  and significance level  $\alpha$ , given (an upper bound on) the magnitude of  $\|\beta_0\|_1$ .

We randomly select a  $\beta$  from  $\text{Unif}(-1, 1)^p$  and generate  $m = 1000$  training examples, computing  $\text{pl}_\varepsilon(A)$  for  $A = \{\beta : \|\beta\|_1 \leq t'\}$  for various choices of tuning parameter  $t'$ . That is, we conduct hypothesis tests for  $H_0 : t_0 \leq t'$  for  $t'$  ranging over an interval. In Figure 3, we show the results in an example where  $p = 10$ ,  $t = 10$ , and  $\|\beta_0\|_1 \approx 3.34$  (so that the optimal tuning parameter is  $t_0 \approx 3.34$ ). We see that for tuning parameters  $t'$  less than about 1.3, the plausibility is less than 0.95 and so cannot possibly be optimal. With access to this information, a practitioner now knows that it is only worthwhile to cross-validate over the range  $[1.3, 10]$  rather than the entire range  $[0, 10]$  since all tuning parameters less than 1.3 are provably suboptimal.

**6. Bootstrapping Belief and Plausibility.** Actually calculating the plausibility given a single sample is not particularly straightforward, since typically the sampling distribution  $\mathcal{D}$  is completely unknown and the “sample plausibility”  $\widehat{\text{pl}}_\varepsilon(A) = I(\widehat{\Theta}_S^\varepsilon \cap A \neq \emptyset)$  is always either zero or one. Hence, it makes sense to estimate belief and plausibility via bootstrapping:

$$\widehat{\text{pl}}_\varepsilon^{\text{boot},S}(A) = \frac{1}{B} \sum_{i=1}^B I(\widehat{\Theta}_{S_i}^\varepsilon \cap A \neq \emptyset)$$

where  $S_1, \dots, S_B$  are subsamples drawn uniformly and independently from the observed sample  $S$  such that  $\widehat{\Theta}_{S_i}^\varepsilon$  is nonempty. Let us define

$$\text{pl}_\varepsilon^{\text{boot},S}(A) = \lim_{B \rightarrow \infty} \frac{1}{B} \sum_{i=1}^B I(\widehat{\Theta}_{S_i}^\varepsilon \cap A \neq \emptyset)$$

and similar for the belief. Notice that the quantity  $\text{pl}_\varepsilon^{\text{boot},S}$  is the expected value of  $\widehat{\text{pl}}_\varepsilon^{\text{boot},S}$  over the resampling distribution. Thus, it is convenient for theoretical purposes to consider  $\text{pl}_\varepsilon^{\text{boot},S}$  as “the” bootstrapped plausibility. However, it is  $\widehat{\text{pl}}_\varepsilon^{\text{boot},S}$  that is actually used by the practitioner. Luckily, these two quantities are quite close to each other even for modestly large



$B$  (as we will see in [Theorem 6](#)), so the practitioner (approximately) enjoys the guarantees of the bootstrapped plausibility.

Once again, these bootstrapped quantities are not well-defined when  $\widehat{\Theta}_{S_i}^\varepsilon$  is empty with probability 1. This happens if and only if  $\varepsilon = 0$  and the ERM on each subsample almost surely does not exist. Because a practitioner can always avoid such an event by simply choosing any  $\varepsilon > 0$  when they notice that the ERMs never exist, we will assume throughout this section that the model and sampling distribution are such that these bootstrapping quantities are well-defined.

In order for bootstrapping to be useful, we require slightly stronger conditions on our ML model:

**DEFINITION 10.** An ML model  $(\mathcal{H}, L)$  has the *strong* uniform convergence property with respect to the data-generating distribution  $\mathcal{D}$  over  $\mathcal{X} \times \mathcal{Y}$  if there exists a function  $f : \mathbb{R}^+ \times \mathbb{R}^+ \rightarrow \mathbb{R}$  such that for any  $\varepsilon > 0$  and  $\alpha > 0$ , if  $m \geq f(\varepsilon, \alpha)$  then

$$\Pr_{S \sim \mathcal{D}^m} \left[ \sup_{\theta \in \Theta} |R(\theta) - \widehat{R}_S(\theta)| \leq \varepsilon \right] \geq 1 - \alpha$$

(i.e. [Definition 5](#) holds) and

$$\inf_{\widetilde{\mathcal{D}} \in \mathcal{B}} \Pr_{S \sim \widetilde{\mathcal{D}}^m} \left[ \sup_{\theta \in \Theta} |R_{\widetilde{\mathcal{D}}}(\theta) - \widehat{R}_S(\theta)| \leq \varepsilon \right] \geq 1 - \alpha,$$

where  $\mathcal{B}$  denotes the set of bootstrap resampling distributions over  $\mathcal{D}$ ; that is, the set of  $\text{Unif}(S)^m$  for every possible  $S \sim \mathcal{D}^m$ . We call any such  $f$  a *witness* to the strong uniform convergence property.

In other words, the strong uniform convergence property requires that the uniform convergence property ([Definition 5](#)) hold over both the data-generating distribution and the bootstrap resampling distribution. Once again, we note that this condition remains much weaker than that of being a strong uniform Glivenko-Cantelli class ([Definition 4](#)).

**DEFINITION 11.** Let  $(\mathcal{H}, L)$  have the strong uniform convergence property, and let  $\mathcal{W}$  be the set of all corresponding witnesses. The strong uniform convergence function of  $(\mathcal{H}, L)$  is defined to be

$$f(\varepsilon, \alpha) = \inf_{w \in \mathcal{W}} \lceil w(\varepsilon, \alpha) \rceil,$$

where  $\lceil \cdot \rceil$  is the ceiling function.

Due to the reliance on a random sample, bootstrapped plausibilities do not yield exact knowledge about the location of the risk minimizer. However, we find that bootstrapped plausibilities do yield this knowledge with high probability:

**THEOREM 5.** Suppose  $A$  is a Borel set and  $\Theta_0^\delta \subseteq A$  for some  $\delta > 0$ . Suppose that  $(\mathcal{H}, L)$  has the strong uniform convergence function  $f$ . If either

- (a) the risk minimizer  $\theta_0$  exists, the empirical risk minimizer  $\widehat{\theta}_S$  exists for every sample  $S$ , and we define  $\varepsilon(m, \alpha) = \inf\{\varepsilon \mid m \geq f(\varepsilon/2, \alpha)\}$
- (b) we define  $\varepsilon(m, \alpha) = \inf\{\varepsilon \mid m \geq \inf_{\delta > 0} f((\varepsilon - \delta)/2, \alpha)\}$

then bootstrapping the plausibility function is asymptotically valid, in the sense that

$$\liminf_{m \rightarrow \infty} \Pr_{S \sim \mathcal{D}^m} [\text{pl}_{\varepsilon(m, \alpha)}^{\text{boot}, S}(A) \geq 1 - \alpha] \geq 1 - \alpha.$$

In particular, in (a) the inequality holds for all  $m$  such that  $\varepsilon(m, \alpha) \leq \delta$ , and in (b) the inequality holds for all  $m$  such that  $\varepsilon(m, \alpha) \leq \delta/2$

PROOF. We first prove (a). By the strong law of large numbers, we have that

$$\text{pl}_{\varepsilon(m, \alpha)}^{\text{boot}, S}(A) \stackrel{a.s.}{=} \Pr_{S_i \sim \text{Unif}(S)^m} [\widehat{\Theta}_{S_i}^{\varepsilon(m, \alpha)} \cap A \neq \emptyset \mid \widehat{\Theta}_{S_i}^{\varepsilon(m, \alpha)} \neq \emptyset].$$

The right hand side is simply  $\text{pl}_{\varepsilon(m, \alpha)}(A)$  with respect to the uniform distribution on  $S$ ; we know that this is at least  $1 - \alpha$  so long as  $\widehat{\theta}_S \in A$  by Corollary 1. We thus have that

$$(5) \quad \Pr_{S \sim \mathcal{D}^m} [\text{pl}_{\varepsilon(m, \alpha)}^{\text{boot}, S}(A) \geq 1 - \alpha] \geq \Pr[\widehat{\theta}_S \in A].$$

By hypothesis,  $\Theta_0^\delta \subseteq A$ . Hence,

$$(6) \quad \Pr[\widehat{\theta}_S \in A] \geq \Pr[\widehat{\theta}_S \in \Theta_0^\delta] = \Pr[R(\widehat{\theta}_S) \leq R(\theta_0) + \delta].$$

We know that for any  $m$ , we have with probability at least  $1 - \alpha$  that

$$\begin{aligned} R(\widehat{\theta}_S) &\leq \widehat{R}_S(\widehat{\theta}_S) + \frac{\varepsilon(m, \alpha)}{2} && \text{(uniform convergence)} \\ &\leq \widehat{R}_S(\theta_0) + \frac{\varepsilon(m, \alpha)}{2} && \text{(definition of } \widehat{\theta}_S) \\ &\leq R(\theta_0) + \varepsilon(m, \alpha) && \text{(uniform convergence)} \end{aligned}$$

Furthermore, as  $m \rightarrow \infty$ , we have that  $\varepsilon(m, \alpha) \rightarrow 0$ . Thus, there exists  $M \in \mathbb{N}$  such that  $\varepsilon(m, \alpha) \leq \delta$  for any  $m \geq M$ . Hence, we have for all  $m \geq M$  that

$$\Pr_{S \sim \mathcal{D}^m} [R(\widehat{\theta}_S) \leq R(\theta_0) + \delta] \geq \Pr_{S \sim \mathcal{D}^m} [R(\widehat{\theta}_S) \leq R(\theta_0) + \varepsilon(m, \alpha)] \geq 1 - \alpha.$$

Combining this with equations (5) and (6), we arrive at

$$\liminf_{m \rightarrow \infty} \Pr_{S \sim \mathcal{D}^m} [\text{pl}_{\varepsilon(m, \alpha)}^{\text{boot}, S}(A) \geq 1 - \alpha] \geq 1 - \alpha$$

as desired.

We now prove (b). As in the previous part, we have that  $\text{pl}_{\varepsilon(m, \alpha)}^{\text{boot}, S}(A) \geq 1 - \alpha$  so long as  $\widehat{\Theta}_S^{\delta/4} \subseteq A$ . Hence,

$$\Pr_{S \sim \mathcal{D}^m} [\text{pl}_{\varepsilon(m, \alpha)}^{\text{boot}, S}(A) \geq 1 - \alpha] \geq \Pr[\widehat{\Theta}_S^{\delta/4} \subseteq A] \geq \Pr[\widehat{\Theta}_S^{\delta/4} \subseteq \Theta_0^\delta].$$

Let  $\vartheta_0 \in \Theta_0^{\delta/4}$ . By uniform convergence, we have with probability at least  $1 - \alpha$  that for all  $\widehat{\vartheta}_S \in \widehat{\Theta}_S^{\delta/4}$ ,

$$\begin{aligned} R(\widehat{\vartheta}_S) &\leq \widehat{R}_S(\widehat{\vartheta}_S) + \frac{\varepsilon(m, \alpha)}{2} && \text{(uniform convergence)} \\ &\leq \inf_{\theta \in \Theta} \widehat{R}_S(\theta) + \frac{\delta}{4} + \frac{\varepsilon(m, \alpha)}{2} && \text{(definition of } \widehat{\vartheta}_S \in \widehat{\Theta}_S^{\delta/4}) \\ &\leq \widehat{R}_S(\vartheta_0) + \frac{\delta}{4} + \frac{\varepsilon(m, \alpha)}{2} && \text{(definition of infimum)} \end{aligned}$$

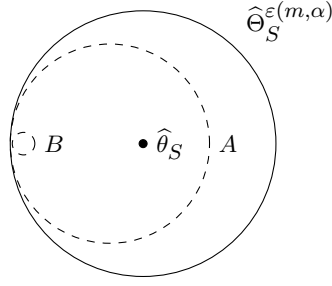


Fig 4: When using  $\widehat{\Theta}_S^{\varepsilon(m, \alpha)}$  to determine our confidence in arbitrary regions of the parameter space, both regions  $A$  and  $B$  are assigned the same confidence  $1 - \alpha$ . However, since  $B \subseteq A$ , it is clear that we should have  $\text{Conf}(B) \leq \text{Conf}(A)$ , as would occur when using bootstrapped plausibilities to determine our confidence in these regions.

$$\begin{aligned} &\leq R(\vartheta_0) + \varepsilon(m, \alpha) + \frac{\delta}{4} && \text{(uniform convergence)} \\ &\leq \inf_{\theta \in \Theta} R(\theta) + \varepsilon(m, \alpha) + \frac{\delta}{2} && \text{(definition of } \vartheta_0 \in \Theta_0^{\delta/4} \text{)} \end{aligned}$$

As  $m \rightarrow \infty$ ,  $\varepsilon(m, \alpha) \rightarrow 0$ , so for large enough  $m$ , we have that  $\varepsilon(m, \alpha) \leq \delta/2$ , so

$$\Pr_{S \sim \mathcal{D}^m} \left[ \widehat{\Theta}_S^{\delta/4} \subseteq \Theta_0^\delta \right] = \Pr_{S \sim \mathcal{D}^m} \left[ \bigcap_{\widehat{\vartheta}_S \in \widehat{\Theta}_S^{\delta/4}} \left\{ R(\widehat{\vartheta}_S) \leq \inf_{\theta \in \Theta} R(\theta) + \delta \right\} \right] \geq 1 - \alpha$$

for large  $m$  as desired.  $\square$

It is worth noting that the sample size necessary for the validity of bootstrapping depends on the “size” of  $A$ —i.e. the magnitude of the largest  $\delta$  such that  $\Theta_0^\delta \subseteq A$ . If  $\delta$  (and thus  $A$ ) is large, only a small sample size  $m$  is necessary for  $\varepsilon(m, \alpha) \leq \delta/2$ . Inversely, a small  $\delta$  (and thus small  $A$ ) requires a larger sample size for validity to hold. One might thus think that given a very large sample size, it would be reasonable to bootstrap on finite sets  $A$ ; however, if  $A$  is too small then no  $\Theta_0^\delta$  will be a subset of  $A$  for any  $\delta > 0$ , possibly hampering validity at every sample size.

The primary consequence of [Theorem 5](#) is that  $1 - \text{pl}_{\varepsilon(m, \cdot)}^{\text{boot}, S}(A)$  acts as an asymptotic  $p$ -value for the hypothesis  $H_0 : \theta_0 \in A$ . Hence, we can assign an (asymptotic) confidence to the proposition that the risk minimizer lies in  $A$ :

$$\text{Conf}(A) \approx \sup\{1 - \alpha \mid \text{pl}_{\varepsilon(m, \alpha)}^{\text{boot}, S}(A) \geq 1 - \alpha\}.$$

At first glance, it appears that assigning confidence levels via bootstrapping is unnecessary, as one can also determine a valid confidence level by using the valid confidence set:

$$\text{Conf}(A) = \sup\{1 - \alpha \mid \widehat{\Theta}_S^{\varepsilon(m, \alpha)} \supseteq A\}.$$

However, assigning confidence levels to arbitrary regions of the parameter space using  $\widehat{\Theta}_S^\varepsilon$  is clearly inefficient, as illustrated in [Figure 4](#). Consequently, hypothesis testing for  $H_0 : \theta_0 \in A$  via bootstrapping is more efficient than the standard method of hypothesis testing via the inversion of the confidence set.

**THEOREM 6.** *Suppose that either set of hypotheses in [Theorem 5](#) holds. Then for any  $\gamma \in (0, \alpha)$ ,*

$$\liminf_{m \rightarrow \infty} \Pr_{S \sim \mathcal{D}^m} [\widehat{\text{pl}}_{\varepsilon(m, \alpha)}^{\text{boot}, S}(A) \geq 1 - \alpha - \gamma] \geq 1 - \alpha - \exp\left(-\frac{6B\gamma^2}{4\gamma + 3}\right).$$

*In particular, we have that*

$$\liminf_{m \rightarrow \infty} \Pr_{S \sim \mathcal{D}^m} [\widehat{\text{pl}}_{\varepsilon(m, \alpha - \gamma)}^{\text{boot}, S}(A) \geq 1 - \alpha] \geq 1 - \alpha$$

*if  $B \geq (4\gamma + 3) \log(\gamma^{-1}) / (6\gamma^2)$ .*

**PROOF.** First note that

$$\widehat{\text{pl}}_{\varepsilon(m, \alpha)}^{\text{boot}, S} \sim \frac{1}{B} \sum_{i=1}^B \text{Bernoulli}(\text{pl}_{\varepsilon(m, \alpha)}^{\text{boot}, S}).$$

Hence, by Bernstein's Inequality, we have that

$$\Pr_{S \sim \mathcal{D}^m} [\widehat{\text{pl}}_{\varepsilon(m, \alpha)}^{\text{boot}, S} \geq \text{pl}_{\varepsilon(m, \alpha)}^{\text{boot}, S} - \gamma] \geq 1 - \exp\left(-\frac{6B\gamma^2}{4\gamma + 3}\right).$$

We know from [Theorem 5](#) that for large enough  $m$ ,

$$\Pr_{S \sim \mathcal{D}^m} [\text{pl}_{\varepsilon(m, \alpha)}^{\text{boot}, S} \geq 1 - \alpha] \geq 1 - \alpha.$$

We thus have that

$$\begin{aligned} \Pr[\widehat{\text{pl}}_{\varepsilon(m, \alpha)}^{\text{boot}, S} \geq 1 - \alpha - \gamma] &\geq \Pr[\widehat{\text{pl}}_{\varepsilon(m, \alpha)}^{\text{boot}, S} \geq \text{pl}_{\varepsilon(m, \alpha)}^{\text{boot}, S} - \gamma \text{ and } \text{pl}_{\varepsilon(m, \alpha)}^{\text{boot}, S} \geq 1 - \alpha] \\ &\geq \Pr[\widehat{\text{pl}}_{\varepsilon(m, \alpha)}^{\text{boot}, S} \geq \text{pl}_{\varepsilon(m, \alpha)}^{\text{boot}, S} - \gamma] + \Pr[\text{pl}_{\varepsilon(m, \alpha)}^{\text{boot}, S} \geq 1 - \alpha] - 1 \\ &\geq 1 - \exp\left(-\frac{6B\gamma^2}{4\gamma + 3}\right) + 1 - \alpha - 1 \\ &= 1 - \alpha - \exp\left(-\frac{6B\gamma^2}{4\gamma + 3}\right) \end{aligned}$$

as desired. We may then substitute  $\alpha - \gamma$  for  $\alpha$  to arrive at

$$\Pr[\widehat{\text{pl}}_{\varepsilon(m, \alpha - \gamma)}^{\text{boot}, S} \geq 1 - \alpha] \geq 1 - \alpha + \gamma - \exp\left(-\frac{6B\gamma^2}{4\gamma + 3}\right),$$

and the right hand side is at least  $1 - \alpha$  if  $\gamma - \exp(-6B\gamma^2/(4\gamma + 3)) \geq 0$ , or equivalently if  $B \geq (4\gamma + 3) \log(\gamma^{-1}) / (6\gamma^2)$ .  $\square$

The practical consequence of [Theorem 6](#) is as follows: When estimating plausibility by bootstrapping, the practitioner has to make a choice between the following:

1. The confidence set  $\widehat{\Theta}_S^{\varepsilon(m, \alpha)}$  keeps its usual tolerance (i.e. size). In exchange, rather than validity at level  $\alpha$  with high probability, we have validity at level  $\alpha + \gamma$  with a slightly smaller probability, where  $\gamma$  decreases and the probability increases with the number of bootstrap samples. This is a reasonable choice to make when the number of bootstrap samples that can be taken is limited (e.g. due to computational reasons). If one were to this bootstrapping methodology to conduct hypothesis tests, one can minimize the type I error bound on the hypothesis test  $H_0 : \theta_0 \in A$  by selecting  $\alpha$  and  $\gamma$  appropriately for fixed  $B$ .

2. We maintain validity at level  $\alpha$  with high probability; thus,  $\widehat{\text{pl}}_{\varepsilon}^{\text{boot},S}$  remains an asymptotic  $p$ -value. However, our confidence set  $\widehat{\Theta}_S^{\varepsilon(m,\alpha-\gamma)}$ , where the number of bootstrap samples necessary increases as  $\gamma$  decreases, has a slightly larger tolerance and hence is less informative about the location of the risk minimizer. This is a reasonable choice to make when one can take as many bootstrap samples as desired. For hypothesis testing, doing so allows one to fix the type I error bound at  $\alpha$  for the hypothesis test  $H_0 : \theta_0 \in A$ ; the choice of  $\gamma$  can impact the power of this test.

EXAMPLE 6. Recall from [Example 1](#) the model for Bernoulli distributed data:  $\mathcal{X} = \{\emptyset\}$ ,  $\mathcal{Y} = \{0, 1\}$ ,  $\mathcal{H} = \{x \mapsto \theta \mid \theta \in \{0, 1\}\}$ , and  $L(y, y') = |y - y'|$ .

The only sets  $A$  to estimate beliefs and plausibilities for are  $\{0\}$ ,  $\{1\}$ , and  $\{0, 1\}$ . Note that the last set is the entire parameter space  $\Theta$ ; since  $\text{pl}(\Theta) = 1$  necessarily, we focus on estimating the plausibility of the singleton sets. Recall that our theorem for validity of bootstrapping requires that  $\Theta_0^\delta \subseteq A$ . Now, the definition of  $\Theta_0^\delta$  indicates that

$$\Theta_0^\delta = \{\theta \in \{0, 1\} \mid (1-p)^\theta p^{1-\theta} \leq \min\{p, 1-p\} + \delta\}$$

and it is straightforward to check that  $0 \in \Theta_0^\delta$  if and only if  $p < (1 + \delta)/2$  and  $1 \in \Theta_0^\delta$  if and only if  $p > (1 - \delta)/2$ . That is,  $\Theta_0^\delta \not\subseteq A$  if and only if  $(1 - \delta)/2 < p < (1 + \delta)/2$ . In particular, bootstrapping the singleton sets is not necessarily valid for  $p = 1/2$ . This makes intuitive sense, as the risk minimizer  $\theta_0$  is the mode of the data-generating distribution, and when  $p = 1/2$  neither singleton set can capture both modes.

Now, our theorem indicates that bootstrapping is valid when the sample size is large enough that  $\varepsilon(m, \alpha) \leq \delta$ . Thus, we see that the closer  $p$  is to  $1/2$ , the larger the sample size must be to ensure the validity of bootstrapping.

To illustrate, we generate data from Bernoulli(0.499) at various sample sizes. We set the significance level to  $\alpha = 0.05$  and also set  $\gamma = \alpha/2$ , setting the number of bootstrap samples as indicated by the theorem. For each generated sample, we checked whether or not  $\widehat{\text{pl}}_{\varepsilon(m,\alpha-\gamma)}^{\text{boot},S}(\{0\}) \geq 1 - \alpha$ ; we repeated this 1000 times for every sample size and report the frequency of this event. Results are shown in [Figure 5](#).

Note that based on the above calculations, we require a sample size of 1,551,107 to guarantee validity at level  $1 - \alpha$  with probability at least  $1 - \alpha$ . Evidently, our sample size requirement provided by the theorem is very conservative, as we appear to attain 95% coverage nearly a full order of magnitude before 1.5 million.

It is also interesting to note that the coverage probability does not monotonically increase with the sample size  $m$ . This is because increasing the sample size has two competing effects: An increase in  $m$  will decrease  $\varepsilon(m, \alpha)$  and thus decrease the probability  $\widehat{\Theta}_{S_i}^{\varepsilon(m,\alpha)}$  intersects with the set  $A$  of interest (consequently decreasing the plausibility), but it will also allow the sample to be more representative of the population, allowing the estimated plausibilities to be more likely to attain the correct coverage of at least  $1 - \alpha$ .

EXAMPLE 7. Consider a regularized neural network with 10 nodes in the only hidden layer using a sigmoid activation function, whose hypothesis class is given by

$$\mathcal{H} = \left\{ x \mapsto \sigma \left( \sum_{i=1}^{10} w^\top \sigma(Ux) \right) : \|U_i\|_2 \leq M, \|w\|_1 \leq \lambda \right\}$$

and is trained under the L1 loss function. A uniform convergence function for this model can be computed via the Rademacher complexity ([Mohri, Rostamizadeh and Talwalkar, 2018](#), see Theorem 3.3 and Exercise 3.11) and is given as

$$\varepsilon(m, \alpha) = 4\widehat{\mathfrak{R}}_S(\mathcal{H}) + 6\sqrt{\frac{\log(4/\alpha)}{2m}},$$

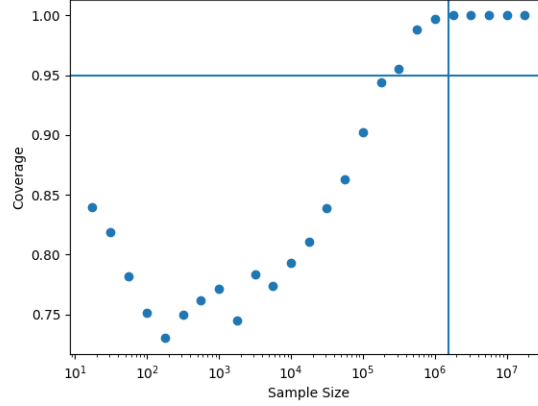


Fig 5: Empirical coverage over 1000 trials of the event  $\hat{p}_{\varepsilon(m, \alpha - \gamma)}^{\text{boot}, S}(\{0\}) \geq 1 - \alpha$  for  $\alpha = 0.05$  and  $\gamma = \alpha/2$ . A vertical line is plotted at  $m = 1, 551, 107$ , where our theory guarantees 95% coverage.

where  $\hat{\mathfrak{R}}_S$  is the empirical Rademacher complexity, upper bounded by

$$\hat{\mathfrak{R}}_S(\mathcal{H}) \leq \frac{2M \cdot \lambda}{m} \sqrt{\sum_{i=1}^m \|x_i\|_2^2}.$$

Let us suppose we are interested in the regularization parameter  $\lambda$  for the weight vector  $w$ , where we limit  $\lambda \in [0, 5]$ . We may conduct a hypothesis test for the optimal regularization parameter  $\lambda_0$  such as  $H_0 : \lambda_0 \leq 0.25$ . Suppose, furthermore, that the practitioner limits themselves to at most  $B = 50$  bootstrap resamples. Then, according to [Theorem 6](#), the practitioner can reject  $H_0$  at level  $\alpha + \exp(-6B\gamma^2/(4\gamma + 3))$  by rejecting if  $\hat{p}_{\varepsilon(m, \alpha)}^{\text{boot}, S} < 1 - \alpha - \gamma$  for some well-chosen  $\alpha$  and  $\gamma$  (supposing that the sample size is large enough). Optimization shows that the type I error rate of this test cannot be guaranteed to be less than roughly 0.242 given the limit on the number of bootstrap iterations.

To illustrate the hypothesis testing process, we can train this neural network to classify handwritten digits from the MNIST data set ([LeCun, Cortes and Burges, 1998](#)) as either even or odd. We test the aforementioned hypothesis at the best possible type I error rate, and find that for the MNIST data,  $\hat{p}_{\varepsilon(m, \alpha)}^{\text{boot}, S} = 0.400$ . The critical value was  $1 - \alpha - \gamma \approx 0.585$ , so we reject  $H_0$  and (correctly) conclude that there is strong evidence (at significance level 0.242) that the optimal regularization parameter is at least 0.25.

**7. Comparison to Generalized Inferential Models.** An alternative approach to exploring notions of validity for ML, also based on imprecise probability, is given by generalized inferential models.

The inferential models (IM) framework ([Martin and Liu, 2013](#)) is an approach to statistical inference that gives uncertainty quantification on unknown quantities  $\theta_0$ . This is done by assuming a data-generating mechanism  $X = a(U, \theta_0)$ , where the function  $a$  and the distribution of the random variable  $U$  are known, then creating a random set  $\hat{\Theta}_{S, E}$  for  $\theta_0$  that depends on the observed sample  $S$  as well as a random set  $E$  intended to predict  $U$ . The distribution of the predictive random set is then described by the induced belief and plausibility functions:

$$\text{bel}_S(A) = \Pr_E[\hat{\Theta}_{S, E} \subseteq A \mid \hat{\Theta}_{S, E} \neq \emptyset]$$

$$\text{pl}_S(A) = \Pr_E[\widehat{\Theta}_{S,E} \cap A \neq \emptyset \mid \widehat{\Theta}_{S,E} \neq \emptyset].$$

For well-chosen predictive random sets, the induced belief and plausibility functions have a desirable validity property: We say that an IM with belief/plausibility functions  $\text{bel}_S$  and  $\text{pl}_S$  is valid if for every measurable  $A \subseteq 2^\Theta$  and every  $\alpha \in (0, 1)$ ,

$$\sup_{\theta \in A} \Pr_{S|\theta}[\text{pl}_S(A) \leq \alpha] \leq \alpha.$$

Given a valid IM, the plausibility can be treated as a  $p$ -value—to test  $H_0 : \theta_0 \in A$  against  $H_1 : \theta_0 \notin A$ , we can reject if and only if  $\text{pl}_S(A) \leq \alpha$ , and this test would have type I error rate at most  $\alpha$ .

The IM framework was recently extended to generalized IMs, or GIMs (Cella and Martin, 2022), which do not need to make an assumption on the data generating mechanism and hence no longer rely on a predictive random set for the an auxiliary random variable. In this framework, an i.i.d. sample is generated from an unknown distribution that has some feature  $\theta_0$  of interest. Then given a function  $T_S$  which measures how well a given  $\theta$  aligns with the observed sample  $S$ , the GIM gives an *upper probability* for the assertion  $\theta_0 \in A$  as

$$\text{pl}_S(A) = \sup_{\theta \in A} \{1 - G(T_S(\theta))\},$$

where  $G$  is the cumulative distribution function for  $T_S(\theta_0)$ . Cella and Martin (2022) then shows that this is valid in the sense that if  $\theta_0 \in A$ , then

$$\Pr[\text{pl}_S(A) \leq \alpha] \leq \alpha.$$

Because the distribution function  $G$  is unknown, these plausibilities are not calculated directly, but rather through bootstrapping. In particular, Cella and Martin (2022) shows that if the consistency condition

$$\sup_{t \in \mathbb{R}} |G(t) - G^{\text{boot}}(t)| \xrightarrow{p} 0$$

holds as the sample size  $m$  goes to infinity (where  $G^{\text{boot}}$  is the empirical cumulative distribution function of the bootstrapped values of  $T_S(\widehat{\theta})$ ), then

$$\limsup_{m \rightarrow \infty} \Pr[\text{pl}_S^{\text{boot}}(A) \leq \alpha] \leq \alpha$$

if  $\theta_0 \in A$ . Thus, bootstrapped plausibilities from GIMs yield hypothesis tests for  $H_0 : \theta_0 \in A$  with an asymptotically correct type I error rate.

In the context of machine learning, Cella and Martin (2022) suggests that the natural choice for  $T_S$  is given by  $T_S(\theta) = \widehat{R}_S(\theta) - \inf_{\vartheta} \widehat{R}_S(\vartheta)$ . The bootstrapping approach then allows us to construct asymptotically correct confidence regions for the risk minimizer  $\theta_0$  so long as the consistency condition is satisfied.

The GIM framework using the suggested  $T_S$  function is clearly an alternative approach to exploring the validity of ML models. However, there are key differences between our approach and that of GIMs. Firstly, we note that  $\varepsilon$ -plausibility in ML models is not random, whereas GIM plausibilities are. This yields different definitions for validity: GIMs require plausibilities of “true” statements to be small with low probability, whereas we simply require that the plausibility be large. Furthermore, although both our approach and GIMs use bootstrapping to calculate plausibilities in practice to achieve prespecified type I error guarantees, GIMs only provide asymptotic validity, whereas we are able to arrive at validity at both finite sample sizes and at finite numbers of bootstrap resamples. Finally, the confidence sets for  $\theta_0$  in GIMs are obtained from inverting the bootstrap test, and so are only approximately valid for large sample sizes; our sets of  $\varepsilon$ -AERMs are valid for  $\theta_0$  at all sample sizes and can be computed without bootstrapping.

**8. Concluding Remarks and Future Work.** We have seen that for machine learning models with the uniform convergence property, it is possible to construct valid confidence sets for the model’s risk minimizer  $\theta_0$  via the set of  $\varepsilon$ -AERMs. If the data-generating distribution is sufficiently known so that the distribution of the valid confidence set can be calculated, one can often determine whether or not  $\theta_0 \in A$  by calculating the plausibility of the set  $A$ . When the data-generating distribution is completely unknown, one may still use bootstrapping in order to efficiently test hypotheses  $H_0 : \theta_0 \in A$  at a given significance level  $\alpha$  if the strong uniform convergence property holds.

In future work, we plan to study to what extent this theory still applies to non-uniformly-learnable ML models. We also plan to investigate the statistical power of the hypothesis tests that use valid plausibilities so that we may determine how best to choose sample sizes and significance levels to attain a desired level of power. Additionally, our examples illustrate that these confidence sets and hypothesis tests can be overly-conservative; tighter bounds on uniform convergence functions for common machine learning models and data-generating scenarios must be further investigated in order to mitigate this phenomenon.

## REFERENCES

- ALON, N., BEN-DAVID, S., CESA-BIANCHI, N. and HAUSSLER, D. (1997). Scale-sensitive Dimensions, Uniform Convergence, and Learnability. *Journal of the ACM* **44** 615-631. <https://doi.org/10.1145/263867.263927>
- ASSOUAD, P. and DUDLEY, R. M. (1989). Minimax nonparametric estimation over classes of sets. Preprint.
- BHATTACHARYA, I. and MARTIN, R. (2022). Gibbs posterior inference on multivariate quantiles. *Journal of Statistical Planning and Inference* **218** 106-121. <https://doi.org/10.1016/j.jspi.2021.10.003>
- BLUMER, A., EHRENFEUCHT, A., HAUSSLER, D. and WARMUTH, M. K. (1989). Learnability and the Vapnik-Chervonenkis Dimension. *Journal of the ACM* **36** 929-965. <https://doi.org/10.1145/76359.76371>
- BOOS, D. D. and STEFANSKI, L. A. (2018). *Essential Statistical Inference*. Springer Texts in Statistics **120**. Springer, New York, NY.
- CELLA, L. and MARTIN, R. (2022). Direct and approximately valid probabilistic inference on a class of statistical functionals. *International Journal of Approximate Reasoning*. <https://doi.org/10.1016/j.ijar.2022.09.011>
- DEMPSTER, A. P. (1967). Upper and Lower Probabilities Induced by a Multivalued Mapping. *The Annals of Mathematical Statistics* **38** 325-339. <https://doi.org/10.1214/aoms/1177698950>
- DEMPSTER, A. P. (2008). The Dempster–Shafer calculus for statisticians. *International Journal of Approximate Reasoning* **48** 365-377. <https://doi.org/10.1016/j.ijar.2007.03.004>
- DUBOIS, D. and PRADE, H. (1980). *Fuzzy Sets and Systems Theory and Applications*. Academic Press.
- DUDLEY, R. M., GINÉ, E. and ZINN, J. (1991). Uniform and Universal Glivenko-Cantelli Classes. *Journal of Theoretical Probability* **4** 485-510. <https://doi.org/10.1007/BF01210321>
- DUDLEY, R. M., KUNITA, H. and LEDRAPPIER, F. (1984). A course on empirical processes. In *Ecole d’Ete de Probabilites de Saint-Flour XII, 1982. Lecture Notes in Mathematics* **1097**. Springer-Verlag.
- EKLUND, M., NORINDER, U., BOYER, S. and CARLSSON, L. (2015). The application of conformal prediction to the drug discovery process. *Annals of Mathematics and Artificial Intelligence* **74** 117-132. <https://doi.org/10.1007/s10472-013-9378-2>
- GONG, R., KADANE, J. B., SCHERVISH, M. J. and SEIDENFELD, T. (2021). Total Evidence and Learning with Imprecise Probabilities. In *Proceedings of the Twelfth International Symposium on Imprecise Probability: Theories and Applications* (A. CANO, J. DE BOCK, E. MIRANDA and S. MORAL, eds.). *Proceedings of Machine Learning Research* **147** 161–168. PMLR.
- HONORIO, J. and JAAKKOLA, T. (2014). Tight Bounds for the Expected Risk of Linear Classifiers and PAC-Bayes Finite-Sample Guarantees. In *Proceedings of the Seventeenth International Conference on Artificial Intelligence and Statistics* (S. KASKI and J. CORANDER, eds.). *Proceedings of Machine Learning Research* **33** 384–392. PMLR, Reykjavik, Iceland.
- HUBER, P. J. (1981). *Robust Statistics*. *Wiley Series in Probability and Statistics*. John Wiley & Sons, Inc.
- HUDSON, A., CARONE, M. and SHOJAIE, A. (2021). Inference on function-valued parameters using a restricted score test. <https://doi.org/10.48550/ARXIV.2105.06646>
- HÜLLERMEIER, E. (2014). Learning from imprecise and fuzzy observations: Data disambiguation through generalized loss minimization. *International Journal of Approximate Reasoning* **55** 1519–1534. <https://doi.org/10.1016/j.ijar.2013.09.003>
- JACOB, P. E., GONG, R., EDLEFSEN, P. T. and DEMPSTER, A. P. (2021). A Gibbs Sampler for a Class of Random Convex Polytopes. *Journal of the American Statistical Association* **116** 1181-1192. <https://doi.org/10.1080/01621459.2021.1881523>



- KEARNS, M. J., SCHAPIRE, R. E. and SELLIE, L. M. (1994). Towards Efficient Agnostic Learning. *Machine Learning* **17** 115-141. <https://doi.org/10.1007/BF00993468>
- KUSUNOKI, Y., BŁASZCZYŃSKI, J., INUIGUCHI, M. and SŁOWIŃSKI, R. (2021). Empirical risk minimization for dominance-based rough set approaches. *Information Sciences* **567** 395-417. <https://doi.org/10.1016/j.ins.2021.02.043>
- LECUN, Y., CORTES, C. and BURGESS, C. J. C. (1998). The MNIST Database of Handwritten Digits.
- MARONNA, R. A., MARTIN, R. D. and YOHAJ, V. J. (2006). *Robust Statistics: Theory and Methods*, 1st ed. John Wiley & Sons, Ltd.
- MARTIN, R. and LIU, C. (2013). Inferential Models: A Framework for Prior-Free Posterior Probabilistic Inference. *Journal of the American Statistical Association* **108** 301-313.
- MATHERON, G. (1974). *Random Sets and Integral Geometry*. Wiley, New York.
- MATIZ, S. and BARNER, K. E. (2019). Inductive conformal predictor for convolutional neural networks: Applications to active learning for image classification. *Pattern Recognition* **90** 172-182. <https://doi.org/10.1016/j.patcog.2019.01.035>
- MESSOUDI, S., ROUSSEAU, S. and DESTERCKE, S. (2020). Deep Conformal Prediction for Robust Models. In *Information Processing and Management of Uncertainty in Knowledge-Based Systems* 528-540. Springer International Publishing, Cham, Switzerland. [https://doi.org/10.1007/978-3-030-50146-4\\_39](https://doi.org/10.1007/978-3-030-50146-4_39)
- MOHRI, M., ROSTAMIZADEH, A. and TALWALKAR, A. (2018). *Foundations of Machine Learning*, 2nd ed. MIT Press.
- MOLCHANOV, I. (2017). *Theory of Random Sets*, 2nd ed. Springer-Verlag, London. <https://doi.org/10.1007/978-1-4471-7349-6>
- SHAFER, G. (1976). *A Mathematical Theory of Evidence*. Princeton University Press, Princeton, N.J.
- SHAFER, G. (1979). Allocations of Probability. *The Annals of Probability* **7** 827-839.
- SHAFER, G. (2016). Dempster's rule of combination. *International Journal of Approximate Reasoning* **79** 26-40. <https://doi.org/10.1016/j.ijar.2015.12.009>
- TANG, R. and YANG, Y. (2021). Statistical Inference for Bayesian Risk Minimization via Exponentially Tilted Empirical Likelihood. <https://doi.org/10.48550/ARXIV.2109.07792>
- VALIANT, L. G. (1984). A Theory of the Learnable. *Communications of the ACM* **27** 1134-1142.
- VAN DE GEER, S. A. (2000). *Empirical Processes in M-Estimation*. Cambridge Series in Statistical and Probabilistic Mathematics **6**. Cambridge University Press.
- VAPNIK, V. N. and CHERVONENKIS, A. Y. (1971). On the uniform convergence of relative frequencies of events to their probabilities. *Theory of Probability and its Applications* **16** 264-280. <https://doi.org/10.1137/1116025>
- VASILOUDIS, T., MORALES, G. D. F. and BOSTRÖM, H. (2019). Quantifying Uncertainty in Online Regression Forests. *Journal of Machine Learning Research* **20** 1-35.
- VOVK, V., GAMMERMAN, A. and SHAFER, G. (2005). *Algorithmic Learning in a Random World*. Springer Science & Business Media, New York, N.Y.
- WALLEY, P. (1991). *Statistical Reasoning with Imprecise Probabilities*, 1 ed. Chapman and Hall. <https://doi.org/10.1007/978-1-4899-3472-7>