

Denotational Semantics and a Fast Interpreter for jq

MICHAEL FÄRBER, University of Innsbruck, Austria

jq is a widely used tool that provides a programming language to manipulate JSON data. However, its semantics are currently only specified by its implementation, making it difficult to reason about its behaviour. To this end, I provide a syntax and denotational semantics for a subset of the jq language. In particular, the semantics provide a new way to interpret updates. I implement an extended version of the semantics in a novel interpreter for the jq language called jaq. Although jaq uses a significantly simpler approach to execute jq programs than jq, jaq is faster than jq on ten out of thirteen benchmarks.

1 INTRODUCTION

UNIX has popularised the concept of *filters* and *pipes* [Ritchie 1984]: A filter is a program that reads from an input stream and writes to an output stream. Pipes are used to compose filters.

JSON (JavaScript Object Notation) is a widely used data serialisation format [Bray 2017]. A JSON value is either null, a boolean, a number, a string, an array of values, or an associative map from strings to values.

jq is a tool that provides a language to define filters and an interpreter to execute them. Where UNIX filters operate on streams of characters, jq filters operate on streams of JSON values. This allows to manipulate JSON data with relatively compact filters. For example, given as input the public JSON dataset of streets in Paris [Paris Data 2022], jq retrieves the number of streets (6508) with the filter “length”, the names of the streets with the filter “.[] .fields.nomvoie”, and the total length of all streets (1576813 m) with the filter “[.[] .fields.longueur] | add”. jq provides a Turing-complete language that is interesting on its own; for example, “[0, 1] | recurse([. [1], add])[0]” generates the stream of Fibonacci numbers. This makes jq a widely used tool. I refer to the program jq as “jq” and to its language as “the jq language”.

The semantics of the jq language are only informally specified in the jq manual [Dolan 2020]. However, the documentation frequently does not cover certain cases, or the implementation downright contradicts the documentation. For example, the documentation states that the filter `limit(n; f)` “extracts up to n outputs from f ”. However, `limit(0; f)` extracts up to 1 outputs from f , and for negative values of n , `limit(n; f)` extracts all outputs of f . While this particular example could easily be corrected, the underlying issue of having no formally specified semantics to rely on remains. Having such semantics also allows to determine whether certain behaviour of the implementation is accidental or intended.

However, a formal specification of the behaviour of jq would be very verbose, because jq has many special cases whose merit is not apparent. Therefore, I have striven to create denotational semantics (section 3) that closely resemble those of jq such that in most cases, their behaviour coincides, whereas they may differ in more exotic cases. One particular improvement over jq are the new update semantics (subsection 3.3), which are simpler to describe and implement, eliminate a range a potential errors, and allow for more performant execution.

Before executing a filter, jq compiles it to a relatively low-level representation. Based on the formal semantics, I wanted to find out how fast a simple interpreter could be that operates on an only slightly processed abstract syntax tree of the filter. To this end, I implemented an interpreter called jaq (section 4). One particular challenge for performant execution turned out to be how to

Author’s address: Michael Färber, University of Innsbruck, Innsbruck, Austria, michael.farber@uibk.ac.at.

2018. 2475-1421/2018/1-ART1 \$15.00
<https://doi.org/>

avoid clones of data (subsection 4.4) and how to restrict the scope of clones (subsection 4.5) in order to allow for mutation.

To evaluate jaq and jq, I wrote a number of benchmarks (section 5). Furthermore, I evaluated jaq and jq using an existing interpreter written in the jq language for the Turing-complete language Brainfuck. The surprising result is that even with its naive execution approach, jaq is faster than jq on ten out of thirteen benchmarks.

2 PRELIMINARIES

This goal of this section is to convey an intuition about how jq functions. In section 3, I will formally specify syntax and semantics that closely approximate those of jq. The official documentation of jq is [Dolan 2020].

jq programs are called *filters*. For now, let us consider a filter to be a function from a value to a (lazy) stream of values. Furthermore, let us assume a value to be either a boolean, an integer, or an array of values.

The identity filter “.” returns a stream containing the input.

Arithmetic operations, such as addition, subtraction, multiplication, division, and remainder, are available in jq. For example, “. + 1” returns a stream containing the successor of the input. Here, “1” is a filter that returns the value 1 for any input.

Concatenation is an important operator in jq: The filter “f, g” concatenates the outputs of the filters f and g. For example, the filter “. , .” returns a stream containing the input value twice.

Composition is one of the most important operators in jq: The filter “f | g” maps the filter g over all outputs of the filter f. For example, “(1, 2, 3) | (. + 1)” returns 2, 3, 4.

Arrays are created from a stream produced by f using the filter “[f]”. For example, the filter “[1, 2, 3]” concatenates the output of the filters “1”, “2”, and “3” and puts it into an array, yielding the value [1, 2, 3]. The inverse filter “. []” returns a stream containing the values of an array if the input is an array. For example, running “. []” on the array [1, 2, 3] yields the stream 1, 2, 3 consisting of three values. We can combine the two shown filters to map over arrays; for example, when given the input [1, 2, 3], the filter “[. []] | (. + 1)” returns a single value [2, 3, 4]. The values of an array at indices produced by f are returned by “. [f]”. For example, given the input [1, 2, 3], the filter “. [0, 2, 0]” returns the stream 1, 3, 1.

Case distinctions can be performed with the filter “if f then g else h end”. For every value v produced by f, this filter returns the output of g if v is true and the output of h otherwise. For example, given the input 1, the filter “if (. < 1, . == 1, . >= 1) then . else [] end” returns [], 1, 1.

Fix points are calculated as follows: Given a filter f, “recurse(f)” returns the output of “. , (f | recurse(f))”. This way, we can define a filter to calculate the factorial function, for example.

Example 2.1 (Factorial). Let us define a filter fac that should return $n!$ for any input number n . We will define fac using the fix point of a filter update. The input and output of update shall be an array [n, acc], satisfying the invariant that the final output is acc times the factorial of n. The initial value passed to update is the array “[. , 1]”. We can retrieve n from the array with “. [0]” and acc with “. [1]”. We can now define update as “if [. [0] > 1 then [. [0] - 1, [. [0] * [. [1]]] else empty end”, where “empty” is a filter that returns an empty stream. Given the input value 4, the filter “[. , 1] | recurse(update)” returns [4, 1], [3, 4], [2, 12], [1, 24]. We are, however, only interested in the accumulator contained in the last value. So we can write “[. , 1] | last(recurse(update)) | [. [1]]”, where “last(f)” is a filter that outputs the last output of f. This then yields a single value 24 as result.

Composition can also be used to bind values to *variables*. The filter “`f as $x | g`” performs the following: Given an input value i , for every output o of the filter f applied to i , the filter binds the variable $\$x$ to the value o , making it accessible to g , and yields the output of g applied to the original input value i . For example, the filter “`(0, 2) as $x | ((1, 2) as $y | ($x + $y))`” yields the stream 1, 2, 3, 4. Note that in this particular case, we could also write this as “`(0, 2) + (1, 2)`”, because arithmetic operators such as “`f + g`” take as inputs the Cartesian product of the output of f and g .¹ However, there are cases where variables are indispensable.

Example 2.2 (Variables Are Necessary). jq defines a filter “`inside(xs)`” that expands to “`. as $x | xs | contains($x)`”. Here, we wish to pass xs as input to `contains`, but at the same point, we also want to pass the input given to `inside` as an argument to `contains`. Without variables, we could not do both.

Folding over streams can be done using `reduce` and `foreach`: The filter “`reduce xs as $x (init; f)`” keeps a state that is initialised with the output of `init`. For every element $\$x$ yielded by the filter xs , `reduce` feeds the current state to the filter f , which may reference $\$x$, then sets the state to the output of f . When all elements of xs have been yielded, `reduce` returns the current state. For example, the filter “`reduce .[] as $x (0; . + $x)`” calculates the sum over all elements of an array. Similarly, “`reduce .[] as $x (0; . + 1)`” calculates the length of an array. These two filters are called “`add`” and “`length`” in jq, and they allow to calculate the average of an array by “`add / length`”. The filter “`foreach xs as $x (init; f)`” is similar to `reduce`, but also yields all intermediate states, not only the last state. For example, “`foreach .[] as $x (0; . + $x)`” yields the cumulative sum over all array elements.

Updating values can be done with the operator “`|=`”, which has a similar function as lens setters in languages such as Haskell [Foster et al. 2005; Pickering et al. 2017]: Intuitively, the filter “`p |= f`” considers any value v returned by p and replaces it by the output of f applied to v . [haskell-lenses] We call a filter on the left-hand side of “`|=`” a *path expression*. For example, when given the input `[1, 2, 3]`, the filter “`.[] |= (. + 1)`” yields `[2, 3, 4]`, and the filter “`. [1] |= (. + 1)`” yields `[1, 3, 3]`. We can also nest these filters; for example, when given the input `[[1, 2], [3, 4]]`, the filter “`(.[] | .[]) |= (. + 1)`” yields `[[2, 3], [4, 5]]`. However, not every filter is a path expression; for example, the filter “`1`” is not a path expression because “`1`” does not point to any part of the input value but creates a new value.

Identities such as “`.[] |= f`” being equivalent to “`[.[] | f]`”, or “`. |= f`” being equivalent to f , would allow defining the behaviour of updates. However, these identities do not hold in jq due the way it handles filters f that return multiple values. In particular, when we pass `0` to the filter “`. |= (1, 2)`”, the output is 1, not `(1, 2)` as we might have expected. Similarly, when we pass `[1, 2]` to the filter “`.[] |= (. , .)`”, the output is `[1, 2]`, not `[1, 1, 2, 2]` as expected. This behaviour of jq is cumbersome to define and to reason about. This motivates in part the definition of more simple and elegant semantics that behave like jq in most typical use cases but eliminate corner cases like the ones shown.

3 SPECIFICATION

This section describes syntax and semantics for a subset of the jq language. To set the formal syntax and semantics apart from the concrete syntax introduced in section 2, we use cursive font (as in “ f ”, “ v ”) for the specification instead of the previously used typewriter font (as in “`f`”, “`v`”).

¹Haskell users might appreciate the similarity of the two filters to their Haskell analoga “`[0, 2] >>= (\x -> [1, 2] >>= (\y -> return (x+y)))`” and “`(+) <$> [0, 2] <*> [1, 2]`”, which both return `[1, 2, 3, 4]`.

Table 1. Binary operators, given in order of increasing precedence. Operators surrounded by parentheses have equal precedence.

Name	Symbol	Operators
Complex	★	“ ”, “,”, “⊢”, “or”, “and”
Cartesian	○	(=, ≠), (<, ≤, >, ≥), (+, −), (*, /), %

3.1 Syntax

A filter f is defined by

$$f := n \mid \$x \mid . \mid .[] \mid .[f] \mid [f] \mid (f) \mid f? \mid f \star f \mid f \circ f \mid \text{if } f \text{ then } f \text{ else } f \mid x \mid x(f; \dots; f)$$

where n is an integer and x is an identifier (such as “empty”). We call $\$x$ a variable. By convention, we write $\$x'$ to denote a fresh variable. The potential instances of \star and \circ are given in Table 1. Furthermore, f can be a variable binding of the shape “ f as $\$x \mid f$ ” or a fold of the shape “ ϕ f as $\$x(f; f)$ ”, where ϕ is either “reduce” or “foreach”.

A filter definition has the shape “ $f(x_1; \dots; x_n) := g$ ”. Here, f is an n -ary filter where g may refer to x_i . For example, this allows us to define filters that produce the booleans, by defining $\text{true} := (0 = 0)$ and $\text{false} := (0 \neq 0)$.

A value v is defined by

$$v := \text{true} \mid \text{false} \mid n \mid [v, \dots, v]$$

where n is an integer. While this captures only a subset of JSON values, it provides a solid base to specify semantics such that they are relatively straightforward to extend to the full set of JSON values.

3.2 Semantics

The goals for creating these semantics were, in descending order of importance:

- **Simplicity:** The semantics should be easy to describe and implement.
- **Performance:** The semantics should allow for performant execution.
- **Compatibility:** The semantics should be consistent with jq.

Let us start with a few definitions. A context is a mapping from variables to values. A value result is either a value or an error \perp . A stream of value results is written as $\langle v_0, \dots, v_n \rangle$. The concatenation of two streams s_1, s_2 is written as $s_1 + s_2$.

The *evaluation* of a filter f with a context c and a value result v is denoted as $f|_v^c$ and returns a stream of value results. We impose for any filter f , $f|_{\perp}^c = \langle \perp \rangle$, and define its evaluation semantics only on values. We say that two filters f, g are equivalent iff $f|_v^c = g|_v^c$ for all c and v .

We are now going to introduce a few helper functions. The first function transform a stream into an array if all stream elements are values, or into the leftmost error² in the stream otherwise:

$$[\langle v_0, \dots, v_n \rangle] = \begin{cases} [v_0, \dots, v_n] & \text{if for all } i, v_i \neq \perp \\ v_{\min\{i|v_i=\perp\}} & \text{otherwise} \end{cases}$$

²In these simplified semantics, we have only a single kind of error, \perp , so it might seem pointless to specify which error we return. However, in an implementation, we may have different kinds of errors.

Table 2. Substitution. Here, $\$x'$ is a fresh variable and $\sigma' = \sigma \{\$x \mapsto \$x'\}$.

φ	$\sigma\varphi$
\cdot, n (where $n \in \mathbb{Z}$), or $\cdot[\]$	φ
$\$x$ or x	$\sigma(\$x)$
$\cdot[f]$	$\cdot[\sigma f]$
$f?$	$(\sigma f)?$
$f \star g$	$\sigma f \star \sigma g$
$f \circ g$	$\sigma f \circ \sigma g$
if f then g else h	if σf then σg else σh
$x(f_1; \dots; f_n)$	$x(\sigma f_1; \dots; \sigma f_n)$
f as $\$x \mid g$	σf as $\$x' \mid \sigma' g$
ϕ x s as $\$x(\text{init}; f)$	ϕ σx s as $\$x'(\sigma \text{init}; \sigma' f)$

The next function helps define filters such as if-then-else, conjunction, and disjunction:

$$\text{ite}(v, i, t, e) = \begin{cases} \langle \perp \rangle & \text{if } v = \perp \\ t & \text{if } v \neq \perp \text{ and } v = i \\ e & \text{otherwise} \end{cases}$$

The last function serves to retrieve the i -th element from a list, if it exists:

$$v[i] = \begin{cases} v_i & \text{if } v = [v_0, \dots, v_n] \text{ and } 0 \leq i < n \\ \perp & \text{otherwise} \end{cases}$$

To evaluate calls to filters that have been introduced by definition, we define the substitution $\varphi[f_1/x_1, \dots, f_n/x_n]$ to be $\sigma\varphi$, where $\sigma = \{x_1 \mapsto f_1, \dots, x_n \mapsto f_n\}$. The substitution $\sigma\varphi$ is defined in Table 2: It both applies the substitution σ and replaces all variables bound in φ by fresh ones. This prevents variable bindings in φ from shadowing variables that occur in the co-domain of σ .

Example 3.1. Consider the filter “0 as $\$x \mid f(\$x)$ ”, where “ $f(g) := 1$ as $\$x \mid g$ ”. Here, “ $f(\$x)$ ” expands to “1 as $\$x' \mid \x ”, where “ $\$x'$ ” is a fresh variable. The whole filter expands to “0 as $\$x \mid 1$ as $\$x' \mid \x ”, which evaluates to 0. If we would (erroneously) fail to replace $\$x$ in $f(g)$ by a fresh variable, then the whole filter would expand to “0 as $\$x \mid 1$ as $\$x \mid \x ”, which evaluates to 1.

The evaluation semantics are given in Table 3. We suppose that the Cartesian operator \circ is defined on pairs of values, yielding a value result. We have seen examples of the shown filters in section 2. The semantics diverge relatively little from the implementation in jq. One notable exception is $f \circ g$, which jq evaluates differently as $\sum_{y \in g|_v^c} \sum_{x \in f|_v^c} \langle x \circ y \rangle$. The reason will be given in subsection 4.4. Note that the difference only shows when both f and g return multiple values.

$$\phi_v^c(xs, f) := \begin{cases} \langle \rangle + \sum_{x \in f|_v^c\{\$x \mapsto x\}} \phi_x^c(xt, f) & \text{if } xs = \langle x \rangle + xt \text{ and } \phi = \text{reduce} \\ \langle v \rangle + \sum_{x \in f|_v^c\{\$x \mapsto x\}} \phi_x^c(xt, f) & \text{if } xs = \langle x \rangle + xt \text{ and } \phi = \text{foreach} \\ \langle v \rangle & \text{otherwise} \end{cases}$$

Table 3. Evaluation semantics.

φ	$\varphi _v^c$
empty	$\langle \rangle$
.	$\langle v \rangle$
n (where $n \in \mathbb{Z}$)	$\langle n \rangle$
$\$x$	$\langle c(\$x) \rangle$
$[f]$	$\langle [f _v^c] \rangle$
f, g	$f _v^c + g _v^c$
$f g$	$\sum_{x \in f _v^c} g _x^c$
f as $\$x g$	$\sum_{x \in f _v^c} g _v^c \{ \$x \mapsto x \}$
$f \circ g$	$\sum_{x \in f _v^c} \sum_{y \in g _v^c} \langle x \circ y \rangle$
$f?$	$\sum_{x \in f _v^c} \begin{cases} \langle \rangle & \text{if } x = \perp \\ \langle x \rangle & \text{otherwise} \end{cases}$
f and g	$\sum_{x \in f _v^c} \text{ite}(x, \text{false}, \langle \text{false} \rangle, g _v^c)$
f or g	$\sum_{x \in f _v^c} \text{ite}(x, \text{true}, \langle \text{true} \rangle, g _v^c)$
if f then g else h	$\sum_{x \in f _v^c} \text{ite}(x, \text{true}, g _v^c, h _v^c)$
$\cdot []$	$\begin{cases} \langle v_0, \dots, v_n \rangle & \text{if } v = [v_0, \dots, v_n] \\ \langle \perp \rangle & \text{otherwise} \end{cases}$
$\cdot [f]$	$\sum_{i \in f _v^c} \langle v[i] \rangle$
ϕ xs as $\$x(\text{init}; f)$	$\sum_{i \in \text{init} _v^c} \phi_i^c(xs _v^c, f)$
$x(f_1; \dots; f_n)$	$g[f_1/x_1, \dots, f_n/x_n] _v^c$ if $x(x_1; \dots; x_n) := g$
$f \models g$	see Table 4

In addition to the filters defined in Table 3, we define the semantics of the two fold-like filters “reduce” and “foreach” as follows, where xs evaluates to $\langle x_0, \dots, x_n \rangle$:

$$\begin{array}{ll}
 \text{reduce } xs \text{ as } \$x(\text{init}; f) = \text{init} & \text{foreach } xs \text{ as } \$x(\text{init}; f) = \text{init} \\
 | x_0 \text{ as } \$x | f & | \cdot, (x_0 \text{ as } \$x | f) \\
 | \dots & | \dots \\
 | x_n \text{ as } \$x | f & | \cdot, (x_n \text{ as } \$x | f) \dots
 \end{array}$$

Both filters fold f over the sequence xs with the initial value init . Their main difference is that “reduce” returns only the final value(s), whereas “foreach” also returns all intermediate ones.

The following property can be used to eliminate bindings.

LEMMA 3.2. *Let $\varphi(f)$ be a filter such that $\varphi(f)|_v^c$ has the shape “ $\sum_{x \in f|_v^c} \dots$ ”. Then $\varphi(f)$ is equivalent to “ f as $\$x | \varphi(\$x)$ ”.*

PROOF. We have to prove the statement for $\varphi(f)$ set to “ $f | g$ ”, “ f as $\$x | g$ ”, “ $f \circ g$ ”, “ $f?$ ”, “ f and g ”, “ f or g ”, “if f then g else h ”, “ $\cdot [f]$ ”, and “ ϕ xs as $\$x(f; g)$ ”. Let us consider the filter $\varphi(f)$

to be $\cdot[f]$. Then we show that $\cdot[f]$ is equivalent to f as $\$x \mid \cdot[\$x]$:

$$\begin{aligned}
 (f \text{ as } \$x \mid \cdot[\$x])|_v^c &= \sum_{x \in f|_v^c} \cdot[\$x]|_v^{c\{\$x \mapsto x\}} \\
 &= \sum_{x \in f|_v^c} \sum_{i \in \$x|_v^{c\{\$x \mapsto x\}}} \langle v[i] \rangle \\
 &= \sum_{x \in f|_v^c} \sum_{i \in \langle x \rangle} \langle v[i] \rangle \\
 &= \sum_{x \in f|_v^c} \langle v[x] \rangle \\
 &= \cdot[f]|_v^c
 \end{aligned}$$

The other cases for $\varphi(f)$ can be proved similarly. \square

The semantics of jq and those shown in [Table 3](#) differ most notably in the case of updates; that is, $f \models g$. We are going to deal with this in the next subsection.

3.3 Updates

jq's update mechanism works with *paths*. A path is a sequence of indices i_j that can be written as $\cdot[i_1] \dots [i_n]$. It refers to a value that can be retrieved by the filter " $\cdot[i_1] \mid \dots \mid \cdot[i_n]$ ". Note that " \cdot " is a valid path, referring to the input value.

The update operation " $f \models g$ " attempts to first obtain the paths of all values returned by f , then for each path, it replaces the value at the path by g applied to it. Note that f is not allowed to produce new values; it may only return paths.

Example 3.3. Consider the input value $[[1, 2], [3, 4]]$. We can retrieve the arrays $[1, 2]$ and $[3, 4]$ from the input with the filter " $\cdot[]$ ", and we can retrieve the numbers 1, 2, 3, 4 from the input with the filter " $\cdot[] \mid \cdot[]$ ". To replace each number with its successor, we run " $(\cdot[] \mid \cdot[]) \models \cdot + 1$ ", obtaining $[[2, 3], [4, 5]]$. Internally, in jq, this first builds the paths $\cdot[0][0]$, $\cdot[0][1]$, $\cdot[1][0]$, $\cdot[1][1]$, then updates the value at each of these paths with g .

There are several problems with this approach to updates: One of these problems is that if g returns no output, the collected paths may point to values that do not exist any more.

Example 3.4. Consider the input value $[1, 2, 2, 3]$ and the filter " $\cdot[] \models g$ ", where g is "if $\cdot = 2$ then empty else \cdot ", which we might suppose to delete all values equal to 2 from the input list. However, the output of jq is $[1, 2, 3]$. What happens here is perhaps unexpected, but consistent with the above explanation of jq's semantics: jq builds the paths $\cdot[0]$, $\cdot[1]$, $\cdot[2]$, and $\cdot[3]$. Next, it applies g to all paths. Applying g to $\cdot[1]$ removes the first occurrence of the number 2 from the list, leaving the list $[1, 2, 3]$ and the paths $\cdot[0]$, $\cdot[3]$ to update. However, $\cdot[2]$ now refers to the number 3, and $\cdot[3]$ points beyond the list.

Even if this particular example can be executed correctly with a special case for filters that do not return exactly one output, there are more general examples which this approach treats in unexpected ways.

Example 3.5. Consider the input value $[[0]]$ and the filter " $(\cdot[], \cdot[][]) \models g$ ", where g is "if $\cdot = [0]$ then $[1, 1]$ else $\cdot + 1$ ". Executing this filter in jq first builds the path $\cdot[0]$ stemming from " $\cdot[]$ ", then $\cdot[0][0]$ stemming from " $\cdot[] []$ ". Next, executing g on the first path yields the intermediate result $[[1, 1]]$. Now, executing g on the remaining path yields $[[2, 1]]$, instead of $[[2, 2]]$ as we might have expected.

Table 4. Update semantics. Here, $\$x'$ is a fresh variable.

μ	$\mu \models \sigma$
empty	.
.	σ
$f \mid g$	$f \models (g \models \sigma)$
f, g	$(f \models \sigma) \mid (g \models \sigma)$
$f \text{ as } \$x \mid g$	reduce f as $\$x'$ ($.; g[\$x'/\$x] \models \sigma$)
if f then g else h	reduce f as $\$x'$ ($.; \text{if } \$x' \text{ then } g \models \sigma \text{ else } h \models \sigma$)
$.[f]$	reduce f as $\$x'$ ($.; .[\$x'] \models \sigma$)
$.[\]$	$.[\] \mid \sigma$
$x(f_1; \dots; f_n)$	$g[f_1/x_1, \dots, f_n/x_n] \models \sigma$ if $x(x_1; \dots; x_n) := g$

The general problem here is that the execution of the filter g changes the input value, yet only the paths constructed from the initial input are considered. This leads to paths pointing to the wrong data, paths pointing to non-existent data (both occurring in example 3.4), and missing paths (example 3.5).

I now show different semantics that avoid this problem, by interleaving calls to f and g . By doing so, these semantics can abandon the idea of paths altogether.

The semantics use a helper function that takes an input array v and replaces its i -th element by the output of σ applied to it:

$$(.[i] \models \sigma)|_v^c = \begin{cases} [\langle v_0, \dots, v_{i-1} \rangle + \sigma|_{v_i}^c + \langle v_{i+1}, \dots, v_n \rangle] & \text{if } v = [v_0, \dots, v_n] \text{ and } 0 \leq i < n \\ \perp & \text{otherwise} \end{cases}$$

The update semantics are given in Table 4. The case for $f \text{ as } \$x \mid g$ is slightly tricky: Here, the intent is that g has access to $\$x$, but σ does not. This is to ensure compatibility with jq's original semantics, which execute μ and σ independently, so σ should not be able to access variables bound in μ . In order to ensure that, we replace $\$x$ by a fresh variable $\$x'$ and substitute $\$x$ by $\$x'$ in g .

Example 3.6. Consider the filter $0 \text{ as } \$x \mid (1 \text{ as } \$x \mid .[\$x]) \models \x . This updates the input array at index 1. If the right-hand side of “ \models ” had access to variables bound on the right-hand side, then the array element would be replaced by 1, because the variable binding $0 \text{ as } \$x$ would be shadowed by $1 \text{ as } \$x$. However, because we enforce that the right-hand side does not have access to variables bound on the right-hand side, the array element is replaced by 0, which is the value originally bound to $\$x$. Given the input array $[1, 2, 3]$, the filter yields the final result $[1, 0, 3]$.

In summary, the given semantics are easier to define and to reason about, while keeping compatibility with the original semantics in most use cases. Furthermore, avoiding to construct paths also appears to be more performant, as I will show in section 5.

4 IMPLEMENTATION

I implemented an interpreter for the specification in section 3. This interpreter is called *jaq* and is written in Rust [Jung 2020]. Rust is a functional systems programming language that focusses on memory safety and performance.

jaq is divided into several parts, namely a parser, an interpreter, and a command-line interface (CLI). The interpreter and the parser do not use Rust's standard library and can be used independently from the CLI, which allows their integration into other projects.

The memory allocator has a significant impact on the execution speed. In particular, jq uses the memory allocator `mimalloc` [Leijen et al. 2019] as it has proven to improve performance compared to the standard memory allocator.

In this section, we will first have a look at Rust’s approach to sharing data (subsection 4.1). Then, we discuss the data types that represent filters (subsection 4.2) and values (subsection 4.3). Finally, we analyse the cloning behaviour of several filters (subsection 4.4), and when sacrificing lazy for strict evaluation can contribute to higher performance (subsection 4.5).

4.1 Sharing

Rust, like C/C++, does not implicitly share data and does not have a garbage collector. That means that by default, duplicating a variable creates a (deep) copy of its data in memory. In contrast, in many garbage-collected languages, such as Haskell and OCaml, assigning variables to other ones does not copy the data the variables refer to. If we wish to share data in such a way in Rust, we can do so by wrapping it with a reference-counting pointer type: For example, `Rc<T>`, which is the counterpart of C++’s `shared_ptr<T>`, allows us to share data of type `T` and deallocates the data when there is no more reference to it.

Listing 1 shows an example usage of `Rc`. In particular, it shows how `Rc` allows for constant-time copying of values, at the price of allowing mutating its data only when it has exclusive access. The fact that Rust prevents us from using a value that has been moved to an `Rc` (like `huge_vec` in Listing 1) is just one of the many safety nets of the language that ensure memory safety. In languages such as C/C++, similar code might cause undefined behaviour at runtime.

Later in this section, we will see that we have an interest to both share data and potentially mutate it. To allow for mutation as much as possible, the lesson here is the following: (1) We should aim to avoid cloning `Rc`-shared values, in order to retain exclusive access to the contained data. (2) If we must clone, we should at least strive to limit the scope of the clone, in order to regain exclusive access to the data (like in Listing 1 after `b` has gone out of scope). We will discuss how to fulfil (1) in subsection 4.4 and (2) in subsection 4.5.

4.2 Filters

jq represents filters as abstract syntax trees, in which variables are mapped to de Bruijn indices [de Bruijn 1972]. This allows us to implement the context as a list whose n -th element contains the value bound to the variable n . The context is an `Rc`-shared linked list, which enables fast cloning and appending at the front. In general, n is quite small, so lookup time is not an issue.

Core filters, such as `length` or `sort`, are implemented in the implementation language (C for jq and Rust for jaq). In general, core filters execute significantly faster than filters implemented by definition. Unlike jq, jaq does currently not support defining recursive filters. Therefore, several filters that are implemented by recursive definition in jq, such as `recurse(f) := ., (f | recurse(f))`, are implemented as core filters in jaq. On the other hand, this allows jaq to inline all calls to defined filters, resulting in one large filter without definitions.

The implementation provides a function to evaluate filters: It takes a filter φ , a context c , and a value v , and yields an `Iterator` over value results. Both the type and the implementation of this function closely correspond to the evaluation semantics $\varphi|_v^c$ shown in subsection 3.2. Filters can be safely shared across threads. This allows to evaluate any filter with multiple inputs concurrently.

The `Iterator` trait from Rust’s core library provides many useful functions that enable a concise and performant implementation of the semantics. For example, `Iterator` provides a lower and an (optional) upper bound on the number of its elements (via the function `size_hint`). These bounds are inferred automatically for the filter output `Iterator` from the implementation of the evaluation function.

Listing 1. Example usage of Rc.

```

let huge_vec = Vec::from([0; 100_000]);
// copying a `Vec` takes linear time
let copy_vec = huge_vec.clone();

// move `huge_vec` to a reference-counted pointer ...
let mut a = Rc::new(huge_vec);
// ... so trying to access it afterwards would throw a compiler error
//let len = huge_vec.len();

// `a` has exclusive access to its data ...
assert_eq!(Rc::strong_count(&a), 1);
// ... therefore we could mutate the data in `a`
assert!(Rc::get_mut(&mut a).is_some());

{ // we open a new scope here
  // copying an `Rc` takes constant time, as its data is shared
  let b = Rc::clone(&a);
  // however, now `a` has lost exclusive access to its data ...
  assert_eq!(Rc::strong_count(&a), 2);
  // ... therefore we cannot mutate the data in neither `a` nor `b`
  assert!(Rc::get_mut(&mut a).is_none());
} // `b` is going out of scope and is destroyed ...
// ... therefore we regain exclusive access to `a` and could mutate it again
assert_eq!(Rc::strong_count(&a), 1);

```

Example 4.1. The evaluation of the concatenation f, g is implemented using the existing Iterator combinator chain in one line of code. The resulting Iterator automatically derives its bounds; for example, the lower bound on the number of elements yielded by f, g is the sum of the lower bounds on the number of elements yielded by f and g .

Generally, the bounds are not tight because the number of elements yielded by a filter cannot always be predicted (as filters are Turing-complete!). However, for many simple filters, Iterator yields tight bounds.

The bounds are used among others when collecting the output of a filter f into an array by “[f]”, where the bounds on the number of outputs yielded by f are used to pre-allocate memory for the output array. In [subsection 4.4](#), we will see another usage of Iterator bounds.

4.3 Values

A shortened implementation of the value type is shown in [Listing 2](#). It states that a value is either a boolean, an integer, or an array.³ In the array case, $Rc<T>$ is a reference-counted pointer to data of type T . Using Rc for arrays (and also for other types, such as strings and maps) is crucial because otherwise, duplicating a Val would take time linear in the size of the value, whereas with Rc, it takes constant time.

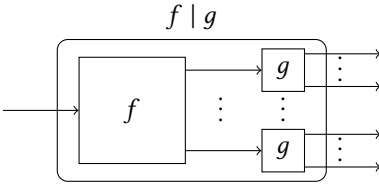
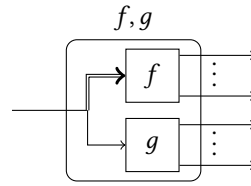
³Compared with this simplified value type, an actual JSON value can additionally be null, a decimal number, a string, or an associative map from strings to values.

Listing 2. Shortened version of the value type.

```

enum Val {
  Bool(bool),
  Int(isize),
  Arr(Rc<Vec<Val>>),
}

```

Fig. 1. Composition of filters f and g .Fig. 2. Concatenation of filters f and g .

As mentioned in [subsection 4.1](#), there are situations in which we would like to mutate values: Consider the filter “. + [0]”, which checks that the input is an array and returns its concatenation with [0]. It is tempting to mutate the input array by concatenating it with [0]. However, this might not be possible because there might be multiple references to the input array. A safe option would be to create a new array from the input array so that there is only a single reference to it, then concatenate it with [0]. This is a correct, yet very inefficient solution, because repeated concatenation with n singleton arrays requires quadratic runtime due to creating n array copies. We can solve this problem by cloning *conditionally*: If there is only a single reference to the array, then we mutate it, otherwise we bite the bullet and clone the array before mutating it. This pattern is provided by Rust’s Rc type in form of the function `make_mut`. This entails that we have an interest to avoid keeping references to values in order to allow for clone-free mutation as much as possible. We will discuss the cloning behaviour of several elementary filters in [subsection 4.4](#).

4.4 Cloning

In this section, we will inspect the cloning behaviour of three elementary filters, namely composition, concatenation, and binding. We furthermore discuss a way to avoid clones in bindings, thus fulfilling goal (1) laid out in [subsection 4.1](#). The behaviour of the filters described here coincides with the semantics in [subsection 3.2](#).

We visualise filters as follows: A block represents a filter, taking one value as input and yielding arbitrarily many values as output. A block with rounded corners represents a filter that we are about to describe. A line with an arrow represents a single value. A doubled line (such as the line going into f in [Figure 2](#)) represents a cloned value.

Let us start with the visualisation of composition in [Figure 1](#). Here, the input value to $f | g$ is passed to f , and each of the outputs of f is passed to g , yielding the concatenation of the outputs of g as output of $f | g$. No cloning is required for this filter, as every input and output value is used at most once.

Next, we inspect concatenation in [Figure 2](#). Here, the input of f, g is passed to both f and g , and the output of f, g is the concatenation of the outputs of f and g . The filter f receives a clone of the input value, whereas g receives the original input value. This means that to mutate the input in f , we *necessarily* have to clone it, whereas we might be able to clone-freely mutate the input in g (depending on the existence of other references to the input).

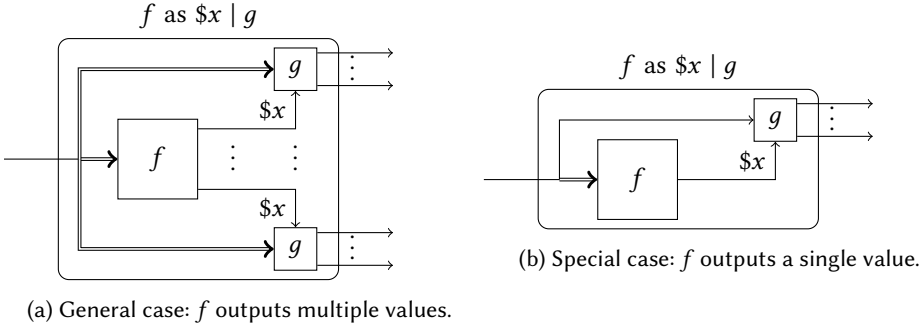


Fig. 3. Binding the output of a filter f as $\$x$ in g .

Note that this restriction is a consequence of our assumption that any filter may access its input.

Example 4.2. Consider the filter $(.+ [0]), 1$. Here, we pass the cloned input to $+. [0]$, requiring a clone of the input array to concatenate $[0]$ to it. Furthermore, we pass the original input to 1 . However, the filter 1 does clearly not depend on its input, so in principle, we could pass the original input to $+. [0]$, allowing it to clone-freely mutate the input.

However, distinguishing filters using their input from filters not using it would significantly complicate the implementation, which is why I refrained from doing so.

Let us continue with the last filter, namely binding, shown in Figure 3. The general case for $f \text{ as } \$x \mid g$, where we do not know in advance how many outputs f yields, is shown in Figure 3a. Here, the input is passed as clone to both f and all instances of g , and every output of f is bound to $\$x$ and passed to g . That means that we cannot clone-freely mutate the input neither in f nor in g . What if we could bound the number of outputs of f in advance to n ? In that case, we could reduce the number of clones from $n + 1$ in the general case to n . This is because once the last value from f has been yielded, we could pass the original input to the last instance of g . The implementation implements this idea for the special case where we know that f yields at most $n = 1$ outputs, which is shown in Figure 3b. In this case, we pass the cloned input to f and the original input to g .

The question remains how to predict the number of outputs yielded by f . Fortunately, this is surprisingly easy: Executing a filter yields an Iterator over its output values, and as discussed in subsection 4.2, Iterator provides lower and upper bounds on the number of its elements. The code to execute $f \text{ as } \$x \mid g$ thus uses a special case when executing f yields at least and at most one element.

4.5 Strictness

In this subsection, we will discuss strict evaluation of certain filters in jaq, namely Cartesian operations such as addition. This makes jaq's evaluation differ from the formal semantics (subsection 3.2), which do not provide for strict evaluation. In return, it reduces the scope of cloned values as formulated as goal (2) in subsection 4.1, thus increasing the chances of clone-free mutation in order to yield higher performance.

The Cartesian filter $l \circ r$ yields the following values, where r evaluates to r_1, \dots, r_n and l evaluates to l_1, \dots, l_m :

$$\begin{array}{cccc} l_1 \circ r_1, & \dots, & l_1 \circ r_n, & \\ \vdots & \ddots & \vdots & \\ l_m \circ r_1, & \dots, & l_m \circ r_n & \end{array}$$

Supposing that “ \circ ” is defined on values, we could naively evaluate “ $l \circ r$ ” by “ l as $\$x$ | r as $\$y$ | $\$x \circ \y ” (given that $\$x$ does not occur in r). This approach has two downsides: First, for every value $\$x$ yielded by l , we have to re-evaluate r , even though it does not depend on $\$x$. Second, as we can see in Figure 3b, l always operates on a cloned version of the input. However, Cartesian operations $l \circ r$ are biased to only mutate l , because arrays and strings are more efficiently extended to the right. This means that this approach is detrimental to performance because it prevents clone-free mutation of values yielded by l . Maybe for this reason, jq implements an approach similar to “ r as $\$y$ | l as $\$x$ | $\$x \circ \y ”, which allows for clone-free mutation of values yielded by l , but only if r yields a single output. Furthermore, this approach yields the output in a different (and perhaps surprising) order. jaq implements a third approach: It first collects *all* outputs of r into an array $\$ys$. Only then, it evaluates l with the original input, and for every output $\$x$ of l , for every value $\$y$ in $\$ys$, it yields $\$x \circ \y . Unlike the previous two approaches, this approach does not duplicate work and enables clone-free mutation of values yielded by l regardless of the number of outputs of r . Furthermore, unlike the approach taken in jq, this approach yields the outputs in the same order as the first approach. However, the price it pays is the strict evaluation of r , which never terminates if r yields an infinite sequence of outputs. Fortunately, when this is an issue, we can always use the first or second approach in jaq.

5 EVALUATION

I evaluated the performance of jq⁴ and jaq 0.8.1 by measuring their execution runtime on a hand-crafted set of filters. These filters cover a large part of the filters introduced in section 2.

I performed the evaluation on Ubuntu 22.04, running on a machine with four Intel Core i3-5010U CPUs at 2.10 GHz and 8 GB RAM. jq and jaq were compiled with GCC 11.2.0 and Rust 1.62.0. I exploited only a single core for the evaluation.

All benchmarks are parametrised by an input integer n . The benchmark b parametrised with n is referred to as $b-n$; for example, empty-128.

There are two special benchmarks:

- empty: This benchmark consists of the filter empty that is called n times with no input. It serves to measure the overhead of starting the program.
- bf-fib: This benchmark consists of a Brainfuck interpreter written in jq that is ran on a Brainfuck program evaluating n Fibonacci numbers.

The other benchmarks all call a filter a single time, passing n as input value. Because their produced values are rather large, the output of the filter is passed through the filter length, in order not to measure I/O speed.

- reverse: The filter “[range(.)] | reverse” reverses an array $[0, \dots, n-1]$. Here, “range(n)” returns the sequence $0, 1, \dots, n-1$.
- sort: The filter “[range(.) | -.] | sort” sorts an array of decreasing numbers $[0, -1, \dots, -(n-1)]$.
- add: The filter “[range(.) | [.]] | add” constructs an array of arrays where each contains a single number, then concatenates all singleton arrays into one large array with add.
- kv: The filter kv, which is defined as “[range(.) | {(toString): .}] | add”, constructs an object {"0": 0, "1": 1, ...} consisting of n key-value pairs.
- kv-update: The filter “kv | .[] += 1” increments the values of the object constructed with kv. Here, “p += f” is short-hand for “p |= . + f”.

⁴jq was obtained from <https://github.com/stedolan/jq/>, rev. cff5336. This version significantly improves performance over the latest stable release, jq 1.6. In the Makefile, -DNDEBUG was added to DEFS in order to omit assertion checks.

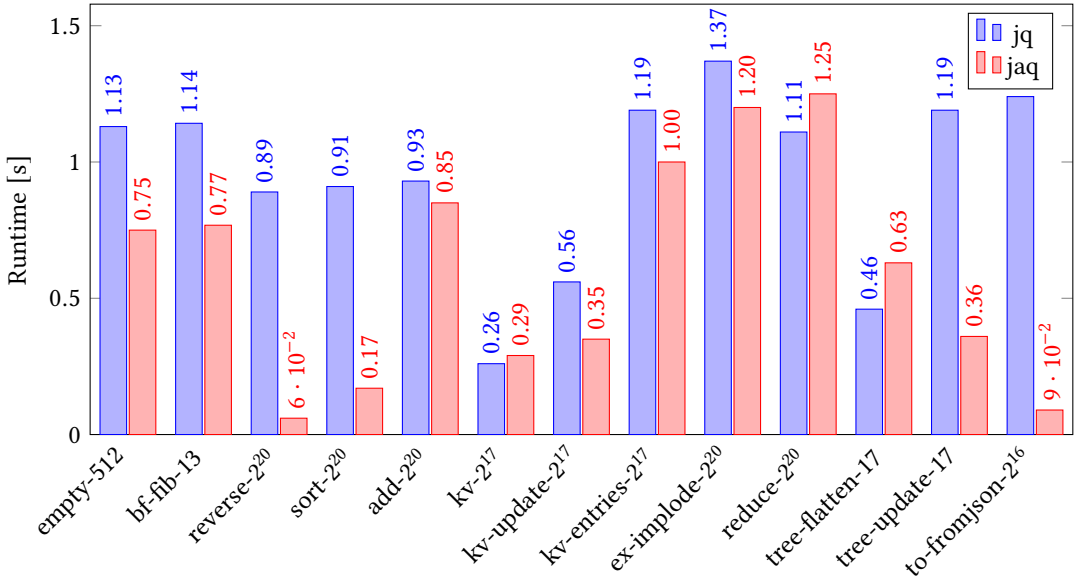


Fig. 4. Runtime of jq and jq for a set of benchmarks (lower is better).

- kv-entries: The filter “kv | with_entries(.value += 1)” performs the same as kv-update, but by deconstructing the object into an array of key-value pairs, mapping over them, then reconstructing an object.
- ex-implode: The filter “[limit(., repeat("a"))] | add | explode | implode” first constructs a string consisting of n occurrences of “a”, then deconstructs the string into an array of its characters with explode, then reconstructs the array into a string with implode.⁵
- reduce: The filter “reduce range(.) as $\$x$ ([; . + [$\$x$ + .[-1]])” yields an array $[x_0, \dots, x_n]$, where $x_0 = 0$ and $x_i = i + x_{i-1}$.
- tree-flatten: The filter “nth(., 0 | trees) | flatten” constructs a binary tree of depth n having 0 as leaves, then obtains all of its 2^n leaves. Here, the filter trees expands to “recurse([. , .])”.
- tree-update: The filter “nth(., 0 | trees) | (.. | scalars) |= .+1” constructs a binary tree as in the previous example, then updates all leaves by incrementing them.
- to-fromjson: The filter “[[" + ([range(.) | tojson) | join(",") + "]" | fromjson” first constructs a string that encodes the array $[0, \dots, n - 1]$, then parses it into the array.

The results are shown in Figure 4. In ten out of thirteen benchmarks, jq is faster than jq. Some of these benchmark results where jq is faster can be attributed to the efficient data structures in Rust’s core library, such as Vec, which shines in the reverse and sort benchmarks.

One benchmark that shows the power of the new update semantics is to-fromjson: In this benchmark, the operation that takes most time in jq is join. In jq, a simplified version⁶ of join(sep) is defined by “reduce .[] as $\$x$ (null; if . == null then $\$x$ else . + sep + $\$x$ end)”,

⁵The filter explode | implode is the identity on strings.

⁶jq actually uses a more complex version of join that converts the list elements to strings depending on their type, but this is neither essential to the example nor significantly impacts performance.

whereas in jq, it is defined by “(.[: -1][] += sep) | add”. The jq version folds over the list, whereas the jaq version retrieves all list elements except for the last (“.[: -1][]”), updates them by adding sep to them, then concatenates all list elements with add. We can also use the jaq version of join in jq; however, this is greatly slower than jq’s version. Most likely, jq builds an exhaustive list of indices before performing the update, which we can omit in jaq due to its update semantics (subsection 3.3).

I additionally benchmarked a jq implementation written in Go, namely gojq 0.12.9⁷. gojq is faster than both jaq and jq only on one benchmark, namely tree-flatten, because gojq’s implementation of the filter flatten is written in Go, not in jq. gojq is also faster than jq on empty and to-fromjson-2¹⁶. On the other benchmarks, gojq is slower than both jaq and jq.

Yet another implementation, namely yq, was not evaluated because its syntax is not compatible with that of jq.

6 CONCLUSION

I showed formal syntax and denotational semantics for a subset of the jq language that significantly eases reasoning about the behaviour of jq filters. In particular, I showed shortcomings in the way the existing jq implementation handles updates with paths, and introduced new update semantics that avoid these pitfalls. I implemented the existing syntax and the new semantics in an interpreter called jaq, which is heavily built around Rust and its Iterator trait. In order to allow for clone-free mutation of values, care is taken in jaq to avoid cloning where possible, such as in the evaluation of variable bindings. The evaluation shows that jaq is faster than jq on ten out of thirteen benchmarks, despite having a significantly simpler execution model. This indicates that we can have the best of many worlds, namely formal semantics, a small implementation, and state-of-the-art performance.

ACKNOWLEDGMENTS

Thanks to Diana Gründlinger and Fabian Mitterwallner for their valuable comments on drafts of this paper. This research was funded in part by the Austrian Science Fund (FWF) [J 4386].

REFERENCES

- Tim Bray. 2017. The JavaScript Object Notation (JSON) Data Interchange Format. RFC 8259. <https://doi.org/10.17487/RFC8259>
- Nicolaas Govert de Bruijn. 1972. Lambda calculus notation with nameless dummies, a tool for automatic formula manipulation, with application to the Church-Rosser theorem. *Indagationes Mathematicae (Proceedings)* 75, 5 (1972), 381–392. [https://doi.org/10.1016/1385-7258\(72\)90034-0](https://doi.org/10.1016/1385-7258(72)90034-0)
- Stephen Dolan. 2020. *jq manual*. <https://stedolan.github.io/jq/manual/> Online; accessed 18-December-2020.
- J. Nathan Foster, Michael B. Greenwald, Jonathan T. Moore, Benjamin C. Pierce, and Alan Schmitt. 2005. Combinators for bi-directional tree transformations: a linguistic approach to the view update problem. In *Proceedings of the 32nd ACM SIGPLAN-SIGACT Symposium on Principles of Programming Languages, POPL 2005, Long Beach, California, USA, January 12-14, 2005*, Jens Palsberg and Martín Abadi (Eds.). ACM, 233–246. <https://doi.org/10.1145/1040305.1040325>
- Ralf Jung. 2020. *Understanding and evolving the Rust programming language*. Ph.D. Dissertation. Saarland University, Saarbrücken, Germany. <https://publikationen.sulb.uni-saarland.de/handle/20.500.11880/29647>
- Daan Leijen, Benjamin Zorn, and Leonardo de Moura. 2019. Mimalloc: Free List Sharding in Action. In *Programming Languages and Systems - 17th Asian Symposium, APLAS 2019, Nusa Dua, Bali, Indonesia, December 1-4, 2019, Proceedings (Lecture Notes in Computer Science, Vol. 11893)*, Anthony Widjaja Lin (Ed.). Springer, 244–265. https://doi.org/10.1007/978-3-030-34175-6_13
- Paris Data. 2022. *Dénominations des emprises des voies actuelles*. <https://opendata.paris.fr/explore/dataset/denominations-emprises-voies-actuelles/> Online; accessed 29-September-2022.
- Matthew Pickering, Jeremy Gibbons, and Nicolas Wu. 2017. Profunctor Optics: Modular Data Accessors. *Art Sci. Eng. Program*, 1, 2 (2017), 7. <https://doi.org/10.22152/programming-journal.org/2017/1/7>
- Dennis M. Ritchie. 1984. The UNIX system: The evolution of the UNIX time-sharing system. *AT&T Bell Lab. Tech. J.* 63, 8 (1984), 1577–1593. <https://doi.org/10.1002/j.1538-7305.1984.tb00054.x>

⁷Retrieved from <https://github.com/itchyny/gojq/>.