
MaskedKD: Efficient Distillation of Vision Transformers with Masked Images

Seungwoo Son, Namhoon Lee, Jaeho Lee
Pohang University of Science and Technology (POSTECH)
{swson,namhoonlee,jaeho.lee}@postech.ac.kr

Abstract

Knowledge distillation is an effective method for training lightweight models, but it introduces a significant amount of computational overhead to the training cost, as the method requires acquiring teacher supervisions on training samples. This additional cost—called *distillation cost*—is most pronounced when we employ large-scale teacher models such as vision transformers (ViTs). We present MaskedKD, a simple yet effective strategy that can significantly reduce the cost of distilling ViTs without sacrificing the prediction accuracy of the student model. Specifically, MaskedKD diminishes the cost of running teacher at inference by masking a fraction of image patch tokens fed to the teacher, and therefore skipping the computations required to process those patches. The mask locations are selected to prevent masking away the core features of an image that the student model uses for prediction. This mask selection mechanism operates based on some attention score of the student model, which is already computed during the student forward pass, and thus incurs almost no additional computation. Without sacrificing the final student accuracy, MaskedKD dramatically reduces the amount of computations required for distilling ViTs. We demonstrate that MaskedKD can save up the distillation cost by 50% without any student performance drop, leading to approximately 28% drop in the overall training FLOPs.

1 Introduction

We develop a simple technique that can save tremendous amounts of computations required to distill vision transformers (ViTs) [7]. The fact that ViTs tend to scale better than convolutional networks has given rise to billion-parameter-scale models (e.g., ViT-22B [5]), leading to an increased need for an effective way to compress these models. The classic idea of knowledge distillation (KD) [13] has been found very useful for this purpose; distilling the knowledge of large teacher ViTs into small students can improve the prediction accuracy of the students significantly [34, 35, 11]. Furthermore, KD can also be used to enhance the performance of ViTs that are compressed already (e.g., via pruning/quantization), by distilling the knowledge from the original uncompressed model [38, 18].

However, the computational cost of distilling ViTs can be prohibitively expensive. To acquire teacher’s supervision and distill its knowledge, one needs to make multiple predictions for training samples on the teacher model, which could amount to an order of magnitude larger than the computations required to process the student model (see left of Fig. 1). The total computational overhead (i.e., the *distillation cost*) translates into approximately 10^4 TPUv3-days for ViT-G scale teacher models [40].

Existing works attempt to relieve the situation by pre-computing the teacher’s predictions for all training data and re-using them at the distillation phase [39, 28]. However, these methods not only require a memory storage to save the prediction results, but also tend to degrade student accuracy, due to their somewhat limited ability to account for various data augmentations, e.g., *mixup* or

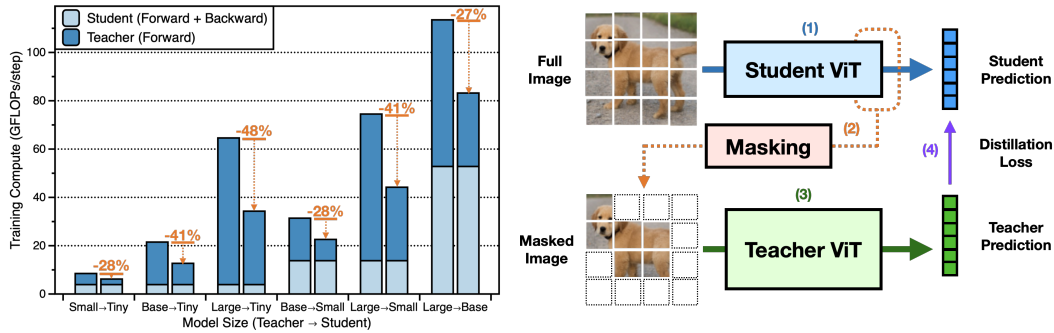


Figure 1: **(Left) Knowledge distillation is computation-heavy.** We break down the per-step training cost of DeiT distillation, using either the vanilla KD (left) or the proposed MaskedKD (right). For MaskedKD, we mask 50% of all input image patches, which does not degrade the performance of the student model. **(Right) MaskedKD Illustrated.** MaskedKD works in four steps: (1) Student ViT predicts on the full image. (2) Mask the image with the student attention score. (3) Teacher ViT predicts for the masked image. (4) Match the teacher and student logits.

RandAugment; distilling with teacher’s predictions on unaugmented sample to the student seeing augmented data is detrimental to performance [1, 28].

In this paper, we develop a simple strategy called MaskedKD (Masked Knowledge Distillation) to cut down the ViT distillation cost quite dramatically without degrading the student accuracy. Precisely, MaskedKD masks out a fraction of image patch tokens given as the teacher input and thus skips the computations therein (see right of Fig. 1). This reduces the teacher forward cost without requiring any architectural change or retraining of the teacher. The patches to mask are determined by the patch saliency metric, computed based on the student model attention, which is designed to prevent masking away the core features that the student uses for prediction. This mechanism re-uses the attention scores obtained during the student forward process, and thus adds almost no extra computation.

Empirically, we find that MaskedKD can decrease the number of input patches given to the teacher models by 25–50% without degrading the student accuracy, under diverse choices of the teacher/student architectures and the base ViT distillation algorithms. This decrease in the number of patches translates into a proportional reduction in the computational cost; when distilling DeiT-S to DeiT-Ti, we can save over 50% of the distillation cost (i.e., total teacher FLOPs), leading to over 25% reduction in total training computation. We observe a similar increase in throughput, varying from $\times 2.0$ to $\times 3.7$ depending on the settings. We also find that MaskedKD can be applied to transformers processing audio data [8] and self-supervised learning scenarios, such as DINO [3].

2 Related Work

Here, we discuss existing works on the ViT distillation, token pruning and merging techniques for ViTs, and the methods for saving the computational costs of knowledge distillation.

Distilling ViTs. ViTs became popular soon after its introduction, and much efforts have followed to design algorithms to distill the knowledge to and from the model. An early work by Touvron et al. [30] considers distilling the architectural inductive bias of convolutional neural networks to ViT, for enhancing the data-efficiency of the model. More recent works consider distilling from a large ViT teacher to a smaller ViT student. In such cases, additionally transferring patch-level information has been observed to be beneficial for the student performance. Wang et al. [34] transfers the teacher attention score between class and patch tokens to the student ViT. Wu et al. [35] propose to match the attention score distribution of the student to the self-supervised and supervised teachers. Zhang et al. [41] transfers the weight information between the self-attention modules of the teacher and the student. Hao et al. [11] regularize the student ViT to match the teacher ViT in the patch-level manifold space, unlike for convolutional neural networks where we match at the image level. Wu et al. [36] asks a slightly different question of “when should we distill” and finds that distillation during the pre-training phase is beneficial for the performance. The present paper also considers a

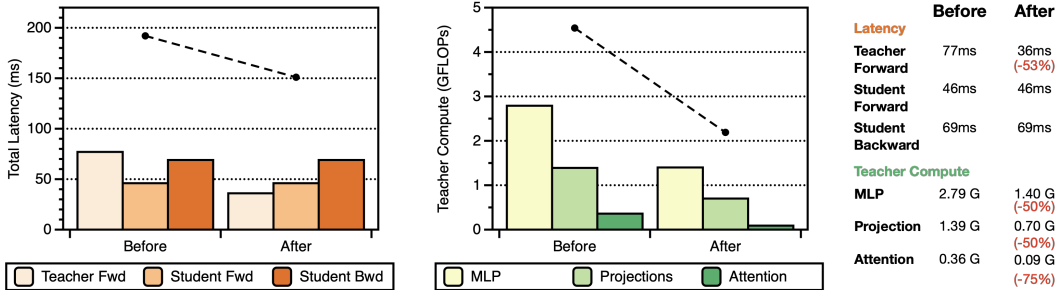


Figure 2: **Latency and computational benefits of MaskedKD.** (Left plot) Per-iteration time required for each steps of KD, before and after applying the MaskedKD. (Right plot) Per-iteration computations required for MLP, projection, and attention module of the teacher ViT. For both plots, black dashed lines denote the sum of three components. The teacher is DeiT-S, and the student is DeiT-Ti. The latency is measured on a single NVIDIA A6000 GPU with the batch size of 128.

distillation of a ViT to another ViT. Unlike prior work, however, we mainly focus on reducing the distillation cost of the model, rather than the student inference cost.

Reducing input tokens of ViTs. The initial use of ViT *token removal* methods, i.e., masking a fraction of input tokens, was for the self-supervised learning. As in language models [6], the masked pre-training of ViTs gives significant performance boosts to downstream tasks [7, 12]. The use of token removal for reducing the computational burden of transformers has been pioneered by [9] for language models, and much efforts have followed to design a similar method for ViTs. DynamicViT [26], A-ViT [37], and AdaViT [21] give algorithms to train a model that gradually removes intermediate tokens as the layer goes deeper, dramatically reducing the inference cost of the model. Instead of completely discarding tokens, Kong et al. [16], Liang et al. [19], and Marin et al. [20] propose to *combine* intermediate tokens into another, instead of removing them. Bolya et al. [2] introduce a drop-in token merging module that can be used to enhance the inference efficiency without any additional training steps. These works focus on reducing the ViT inference cost by reducing the number of intermediate tokens used. Our paper, in contrast, reduces the training cost for distillation by masking the input tokens for the teacher. The inference efficiency is achieved by selecting a student model that is smaller than the teacher model, and not by pruning or merging the intermediate layer tokens of the student model.

Saving the distillation cost. A recent line of work attempts to reduce the distillation cost by re-using teacher supervisions. In particular, Shen and Xing [28] draw inspirations from ImageNet re-labeling technique [39] to pre-compute teacher model’s predictions on multiple random crops of training samples; the crop information and the pseudo-labels (teacher predictions) are stored as additional attributes of the sample. Then, the student model is trained by drawing randomly cropped training images and corresponding pseudo-labels (along with the original label), and using the cross-entropy and distillation loss on these samples to update the model. However, this approach (called FastKD) has a limited applicability for the cases where more diverse data augmentations are used. Pre-computing the predictions on all possible augmentations may be prohibitively expensive, while not apply diverse augmentations or having teacher and student predict on inconsistent augmentations lead to a degraded student accuracy [1, 28]. On the other hand, the proposed MaskedKD saves the distillation cost by reducing the teacher inference cost directly, applicable to the standard on-the-fly distillation scenario.

3 Method: Masked Knowledge Distillation

We present masked knowledge distillation (MaskedKD), a simple yet effective approach for reducing the ViT distillation cost. In a nutshell, MaskedKD masks off a fixed fraction of input image patches, and feeds the masked image through the teacher model; the masks are located in a way that the teacher can provide supervisions on the patch which the student utilizes the most to make its own predictions; we provide more details about the masking mechanism in Section 3.1.

More concretely, let f_S and f_T be the student and teacher ViTs, respectively. Given an input image-label pair (x, y) , MaskedKD generates a masked version of the image x_{mask} and train the student

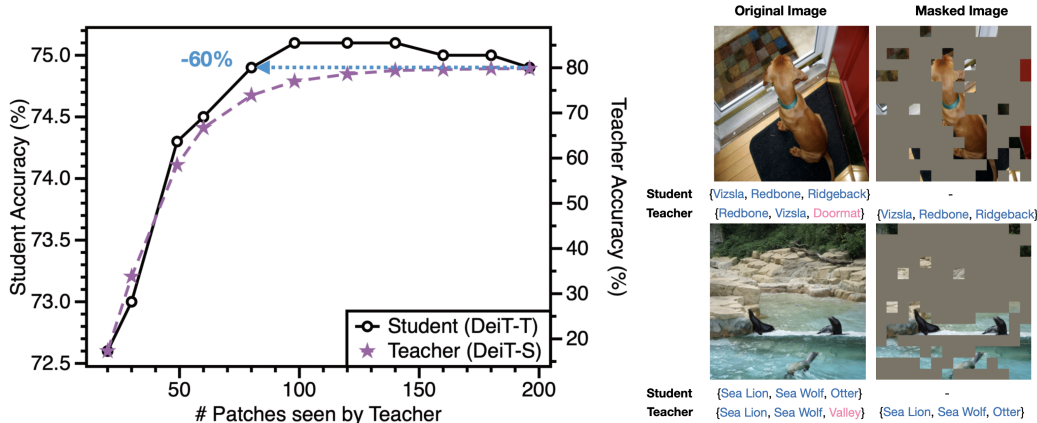


Figure 3: **(Left) Performance vs. #Patches.** By masking more teacher input tokens, the teacher accuracy continuously decreases. In contrast, the student accuracy slightly increases first, and then starts to decrease. **(Right) Top-3 predictions of the (masked) teacher and the student.** Predictions in blue correspond to the foreground objects in the image, and predictions in red correspond to the context attributes. The masked teacher tends to make more similar predictions to the student.

model with the combined loss of the cross-entropy and distillation loss. In other words, we minimize

$$\mathcal{L} = \mathcal{L}_{\text{CE}}(f_S(x), y) + \lambda \cdot \mathcal{L}_{\text{KD}}(f_S(x), f_T(x_{\text{mask}})), \quad (1)$$

where \mathcal{L}_{CE} denotes the cross-entropy loss, \mathcal{L}_{KD} denotes the distillation loss, and $\lambda \geq 0$ is a hyperparameter for balancing two losses. The distillation loss \mathcal{L}_{KD} can be chosen flexibly depending on the base distillation algorithm we want to use, e.g., the KL-divergence for the classic logit distillation [13] or the ℓ_2 distance between intermediate activations for the feature distillation [35].

The key difference between standard knowledge distillation and the MaskedKD (Eq. (1)) is that the latter uses the masked teacher input $f_T(x_{\text{mask}})$ instead of $f_T(x)$. This change has following effects:

- **Lowering the computational cost.** By masking the input image, the computations associated with the masked tokens can be skipped (even without specialized kernels). As the amount of computation grows linearly (for MLP layers) or quadratically (for multi-head attention layers) with respect to the number of tokens used, masking the tokens can lead to a significant reduction in computation and time for the teacher forward step (Fig. 2).
- **Guiding student learning.** We find that, with the proposed masking strategy, the final classification accuracy of the student ViT *does not degrade* even when we mask 25–50% of all tokens. In fact, we find that the student performance sometimes slightly increases when we remove only a small fraction of tokens; we give a more detailed description in Section 3.1.

3.1 Mask Selection Strategy

The primary aim of our mask selection strategy is enabling the teacher to provide a supervision that is more relevant and informative to the student’s decision-making process. In other words, we want to prevent the teacher from providing a misleading supervision by making a prediction on an image where all the core features—that the student uses for the prediction—have been masked.

To achieve this goal, we propose to measure the patch saliency based on the attention score of the student ViT. More precisely, we inspect the last multi-head attention layer of the student ViT (similarly to [3, 4]), and add the attention scores from the class token query vector to image patch key vectors over all heads to compute the patch saliency. We then mask a fixed fraction of image patches with the smallest patch saliency.

More formally, suppose that the input image is divided into N non-overlapping patches for both student and the teacher ViT.¹ Total $N + 1$ tokens, including the class token, is given as an input to

¹In case where patch sizes differ, we compute the patch saliency score for the student ViT first and perform bilinear interpolation to get the score for each patch of the teacher.

the last multi-head attention layer of the student model. For the h -th attention head (among H heads), the attention score from the class token to the image patch tokens are given as

$$\mathbf{a}^{(h)} = \text{Softmax} \left(\frac{1}{\sqrt{d}} \cdot (q_{\text{cls}}^\top k_1, q_{\text{cls}}^\top k_2, \dots, q_{\text{cls}}^\top k_N) \right), \quad h \in \{1, 2, \dots, H\} \quad (2)$$

where q_{cls} is the query of the class token, k_i is the key of the i -th image patch token, and d is the length of query and key vectors. Given this attention score, we compute the *patch saliency metric* as $\bar{\mathbf{a}} = \sum_{h=1}^H \mathbf{a}^{(h)}$. We use this score to select and mask n patches with the smallest scores.

Computational efficiency. The proposed patch saliency score introduces almost no computational overhead, as we can re-use the attention scores computed during the student forward step. The only added computation is adding the attention scores, which takes $N \cdot (H - 1)$ FLOPs. For ViTs, typically the number of patches is at most 576 (typically 196 or 256) and the number of heads is at most 48 (typically 16), requiring less than 28k FLOPs to compute the patch saliency score.

Training duration. The patch saliency score based on the student attention requires one to perform student forward *strictly before* the teacher forward, which makes it tricky to accelerate the distillation by running teacher/student models on two separate GPUs. However, this difficulty can be resolved by adopting a fine-grained pipelining strategy; see Appendix F for details.

Student performance. We find that, when using the proposed patch saliency criterion, the final student model accuracy does not degrade even when we remove substantial amount of the image patch tokens from the teacher input (left of Fig. 3 and Section 4). Indeed we observe that the student performance sometimes increases when we remove only a small fraction of patches. We hypothesize that this performance boost comes from the fact that masking the teacher input often makes the teacher and student predictions more similar (right of Fig. 3), with predictions focused more on the core attributes instead of the context (e.g., background features). In other words, student-guided masking can help the teacher provide a better-tailored supervision to the student.

4 Experiments

The experimental section is organized as follows:

- **Section 4.1** describes the experimental setup for the main results (Tables 1 and 2).
- **Section 4.2** reports the performance of MaskedKD applied on popular ViT distillation algorithms [13, 11, 34, 14] over various choices of the teacher and student models.
- **Section 4.3** discusses the performance of MaskedKD over the boundary of supervised ViT distillation; in particular, we consider distilling the audio spectrogram transformer [8] and the distillation for the self-supervised training [3].
- **Section 4.4** compares the performance of the proposed masking strategy against various alternatives.

In the supplementary materials, we provide additional experimental results, including the application of MaskedKD to the distillation of larger ViTs (Appendix B), using MaskedKD to distill from teachers trained with higher-resolution images (Appendix C), the performance of MaskedKD when distilling only the linear classifiers (Appendix D).

4.1 Experimental Setup

Dataset. We train our models in a supervised manner on the ImageNet-1k classification dataset [27] from scratch, where we crop each image to 224×224 resolution. Each image is divided into total 196 patches of size 16×16 pixels.

Models. As the student, we mainly use DeiT’s of various sizes, ranging from “Tiny” to “Base” [30]; we additionally provide results on larger-scale student models in (Appendix B). As the teacher, we additionally consider DeiT3 [32] and CaiT [31] of various sizes. We use publicly released checkpoints of the teacher models without any additional training.

Base distillation algorithms. We apply MaskedKD on the following distillation algorithms:

- *Logit* [13]: Logit distillation is our main base distillation; this method encourages the student model logits to be similar to the teacher model logits via KL-divergence loss.

Table 1: **Masking the logit distillation.** We apply MaskedKD to the logit distillation [13]. Here, “MaskedKD $_{\kappa\%}$ ” means that we keep only $\kappa\%$ of tokens from the teacher input (total 196 patches). “Acc.” denotes the ImageNet top-1 accuracy of the student model. “Throughput” denotes the teacher model throughput, measured in wall-clock time (averaged over 50 batches). “Distill. Cost” denotes the total teacher FLOPs spent throughout the whole distillation process.

Student	Teacher	Method	Acc. (%)	Throughput (img/s)	Distill. Cost (GFLOPs)	
	-	No distillation	72.2	-	-	
DeiT-S	DeiT-S	Logit	74.9	1790	1382	
		+MaskedKD $_{50\%}$	75.1	3700 (x2.1)	676 (-51%)	
		+MaskedKD $_{40\%}$	74.9	4640 (x2.6)	552 (-60%)	
	DeiT-Ti	DeiT3-S	Logit	75.0	1790	1382
			+MaskedKD $_{50\%}$	75.1	3612 (x2.0)	676 (-51%)
			+MaskedKD $_{25\%}$	74.8	6894 (x3.9)	343 (-75%)
DeiT3-B	DeiT3-B	Logit	74.2	750	5274	
		+MaskedKD $_{50\%}$	74.8	1536 (x2.0)	2614 (-50%)	
		+MaskedKD $_{25\%}$	74.5	2882 (x3.8)	1324 (-75%)	
CaiT-S24	CaiT-S24	Logit	75.3	528	2803	
		+MaskedKD $_{75\%}$	75.4	807 (x1.5)	2016 (-28%)	
		+MaskedKD $_{50\%}$	75.3	1018 (x1.9)	1349 (-52%)	
	-	No distillation	79.9	-	-	
DeiT-S	DeiT-B	Logit	80.8	744	5274	
		+MaskedKD $_{75\%}$	81.0	1038 (x1.4)	3850 (-27%)	
		+MaskedKD $_{50\%}$	80.9	1519 (x2.0)	2614 (-50%)	
	DeiT3-B	DeiT3-B	Logit	81.3	750	5274
			+MaskedKD $_{75\%}$	81.4	1017 (x1.4)	3850 (-27%)
			+MaskedKD $_{50\%}$	81.3	1536 (x2.0)	2614 (-50%)
	-	No distillation	81.8	-	-	
DeiT-B	DeiT3-L	Logit	83.5	248	18481	
		+MaskedKD $_{75\%}$	83.5	337 (x1.4)	13504 (-27%)	
		+MaskedKD $_{50\%}$	83.5	512 (x2.1)	9167 (-50%)	

- *Manifold* [11]: The manifold distillation regularizes the student features to share the same patch-level manifold structure with the teacher model features.
- *Attention* (adapted from [34]): Attention distillation transfers the teacher’s layer layer attention scores between the class and patch tokens to the student. Unlike [34], we apply this technique to the supervised distillation. In the supervised setup, we find that distilling attention scores of all layers perform better than distilling only the last layer; we distill all layers in this paper.
- *G2SD* [14]: G2SD is a two-stage distillation algorithm which first distills from a self-supervised teacher (trained via MAE [12]) and then from a supervised teacher obtained by fine-tuning the self-supervised teacher on the target task. We apply MaskedKD during the fine-tuning stage only.

Hardware. All throughputs and latencies reported are measured on a single NVIDIA RTX A6000 graphic card using FP32 and the batch size 128.

Other details. Other details are given in Appendix A.

4.2 Main Results

Logit distillation. Table 1 compares the performances of the vanilla logit-based KD algorithm that uses the full image for the teacher input, against the proposed MaskedKD. From the table, we observe that we can safely remove 50% of the patches from the teacher input image, without sacrificing the student accuracy; in some cases, we can remove 60–75% of the patches. We also observe that,

Table 2: **Masking ViT distillation algorithms.** We apply MaskedKD to the manifold distillation [11], attention distillation [34], and G2SD [14]. Here, the symbol \mathfrak{m} denotes that the model has the distillation token an additional distillation token as the input; for this model, we do not report the performance of a model trained without distillation.

Student	Teacher	Method	Acc. (%)	Throughput (img/s)	Distill. Cost (GFLOPs)
	-	No distillation	72.2	-	-
		Logit [13]	74.9	1790	1382
		+MaskedKD _{50%}	75.1	3700 (x2.1)	676 (-51%)
	DeiT-S	Manifold [11]	75.1	1790	1382
		+MaskedKD _{75%}	75.2	2520 (x1.4)	1001 (-28%)
DeiT-Ti		Attention [34]	75.3	1790	1382
		+MaskedKD _{50%}	75.3	3700 (x2.1)	676 (-50%)
	CaiT-S24	Logit [13]	75.3	528	2803
		+MaskedKD _{75%}	75.4	807 (x1.5)	2016 (-28%)
		Manifold [11]	75.8	528	2803
		+MaskedKD _{75%}	75.8	807 (x1.5)	2016 (-26%)
DeiT-S \mathfrak{m}	MAE-ViT-B	G2SD [14]	81.5	750	3516
		+MaskedKD _{75%}	81.6	1038 (x1.4)	2566 (-27%)
		+MaskedKD _{50%}	81.5	1536 (x2.0)	1743 (-50%)

in most cases, masking a small fraction of patches is beneficial for the performance of the trained student (although with a very small boost). Such performance gain from masking is most pronounced when the size gap between the teacher and the student is large (DeiT3-B \rightarrow DeiT-Ti). From this observation, we hypothesize that the masking may have an effect similar to making a (low-capacity) *teaching assistant* model [22], which can teach the student better than an overly large teacher.

Other ViT distillation algorithms. Table 2 compares the performance of the student models distilled with more recent ViT-specialized algorithms against the version with MaskedKD applied. Again, we observe that masking the teacher input by 25–50% does not degrade the student model accuracy.² Here, we note that the fraction of patches that we can safely mask is slightly lower than for logit distillation; this observation suggests that there may be some room to design a better patch saliency metric that helps better preserve the ViT-specific features after masking (e.g., patch manifold information or attention scores).

4.3 Applying MaskedKD to Audio Datasets and Self-supervised Learning

Here, we test the performance of the MaskedKD for the tasks other than the supervised ViT distillation. In particular, we apply MaskedKD to (1) the distillation of audio spectrogram transformers, and (2) the self-supervised learning algorithms that utilize some form of self-distillation.

Distilling audio transformers. Here, we check whether the MaskedKD can also be applied for an efficient distillation of the transformer that processes data from other domains. To this end, we consider distilling an audio spectrogram transformer (AST) [8] on the ESC-50 audio classification dataset [25]. AST has an identical architecture to DeiT, but uses a modified training recipe and hyperparameters tailored for processing the spectrograms of the speech data. We give a more detailed description of the experimental setups in Appendix A.

Table 3 compares the performance of the vanilla logit distillation algorithm against the distillation with MaskedKD. We observe that the MaskedKD can indeed reduce the number of patches used by 17% without sacrificing the performance (masking 100 patches out of 600). The distillation cost reduction, however, is not as much as in the vision domain. The performance drops by 0.6% if we use only 50% of the patches, unlike most vision transformers.

²For G2SD, the student accuracy we obtained for the baseline (81.5%) is slightly lower than the figure reported in the original paper. We could not reproduce the reported accuracy although we used the official code.

Table 3: **Masking Audio classification.** We apply MaskedKD on distilling the audio spectrogram transformer [8] for the audio classification task on the ESC-50 dataset [25].

Student	Teacher	Method	Acc. (%)
	-	No distillation	85.1
AST-S		Logit	86.3
	AST-B	+MaskedKD _{83%}	86.4
		+MaskedKD _{50%}	85.7

Table 4: **Masking DINO.** We apply MaskedKD on the self-supervised training procedure of DINO [3]. “Linear” denotes the linear probing accuracy and “Compute” denotes the total teacher FLOPs.

Model	Method	Linear (%)	Compute
	DINO	73.7	460 (GFLOPs)
DeiT-S	+MaskedKD _{87%}	73.9	396
	+MaskedKD _{77%}	74.0	348
	+MaskedKD _{66%}	74.2	300
	+MaskedKD _{61%}	73.6	276

Self-distillation for self-supervised learning. Here, we apply MaskedKD to reduce the computations of a distillation-based self-supervised learning algorithm, DINO [3]. A line of self-supervised learning literature aims to train useful image representations by distilling the knowledge from a teacher model—generated as a moving average of the student—that sees a differently augmented version from the student [10]. Since its advent, such *self-training* algorithms for self-supervised learning has been one of the major use cases of the knowledge distillation. In the context of ViT, DINO [3] is one of the most prominent algorithms in the direction. DINO employs a teacher that sees the full image, a student that sees the full image as well, and additional students having smaller field of views (FOVs); then, DINO performs the self-distillation to regularize the teacher and students to give similar outputs.

We apply MaskedKD to DINO as follows: We use only the attention scores of a student that sees the full image to compute the patch saliency, and mask the teacher input. As the student models with smaller FOVs have a much smaller computational cost for inference, masking the teacher can save a substantial portion of the whole training cost.

Table 4 compares the performance of the vanilla DINO against MaskedKD, where we use ImageNet-1k dataset for both the pre-training phase (100 epochs) and fine-tuning phase. We observe that we can mask away more than 30% of the patches from the teacher input without a degradation in the quality of the learned representation; the quality of representation is measured by the accuracy achievable by linear probing, i.e., only the linear classifier is fine-tuned for the task. We can save the teacher computation accordingly, cutting down the total teacher FLOPs from 460GFLOPs to 300GFLOPs when we use 66% of the patches.

4.4 Comparison with Alternative Masking Strategies

Here, we compare the performance of the student-attention-based masking strategy of the MaskedKD (described in Section 3.1) with potential alternatives masking mechanisms and give sanity checks. More specifically, we compare against four types of competitors.

- *DINO*: A recent work by Caron et al. [3] shows that a self-supervised model gives an attention map that is particularly well-aligned with the human perception. Inspired by this observation, we test whether a self-supervised ViT can give a better guidance for the token selection than the student model. We note that, in practice, this is in fact a computationally impractical option per se, as it requires an additional forward step through the DINO-trained ViT (other than the student ViT).
- *Mask Consistency*: Beyer et al. [1] observes that the consistency between the teacher and the student is critical for a successful distillation. From this observation, we ask whether computing the student prediction based on the image masked by itself (thus requiring two forward passes through the student; one full and one masked) leads to a better-performing student model.
- *Sanity check: Random & Bottom-k patch saliency*: Recall that MaskedKD keeps the tokens with the largest patch saliency. As a sanity check that the proposed patch saliency is working as intended, we compare the MaskedKD against two masking mechanisms: random masking, and keeping the tokens with the smallest patch saliency (instead of largest).
- *Class vs. Patch attention*: Recall that the proposed patch saliency only uses the attention score between the class token and patch tokens, and not the scores between patch tokens. We ask whether we can improve the performance by further utilizing inter-patch attentions. To this end, we design an alternative score that takes an average of all inter-patch attention scores (except the class token).

Table 5: **MaskedKD vs. Alternative masking strategies.** We compare the masking criterion of the MaskedKD against four alternative strategies: DINO, Mask Consistency, Random & Bottom- k , and Inter-patch Attention Scores. We use DeiT-S as a teacher and DeiT-Ti as a student, and mask away 50% of all input image patches. The default MaskedKD setting is marked in purple .

(a) vs. DINO attention			(b) Mask consistency		(c) Random & Bottom- k			(d) Inter-patch attention		
select	top-1	flops	method	top-1	function	top-1	top-5	method	top-1	top-5
None	74.9	4.6	Consistent	73.2	random	74.6	91.3	[cls]-tokens	75.1	92.1
DINO	75.0	6.9	MaskedKD	75.1	top- k	75.1	92.1	tokens-tokens	74.6	91.9
Student	75.1	2.3			bottom- k	71.7	80.0			

Table 5 gives the performance of the MaskedKD and the competitors. As shown in Table 5a, DINO-based patch saliency fails to outperform the MaskedKD, despite the fact that it uses extra compute and time to forward the full image through the self-supervised ViT. Table 5b shows that masking the student input image brings a severe degradation in student model accuracy, suggesting that having the student utilizing the full input image is essential. In Table 5c, we find that keeping the patches with the largest patch saliency comfortably outperforms the other two options, with min- k (keeping the patches with smallest saliency) performing the worst. In other words, the proposed patch saliency is well correlated with the performance of the distilled student. In Table 5d, we observe that utilizing the inter-patch attention scores degrades the student performance.

5 Discussion

In this work, we highlight the computational overhead of the knowledge distillation procedure, and propose an algorithm that can reduce the computational burden of ViT distillation. In particular, we have introduced MaskedKD, a method that masks out a fraction of input patches given to the teacher ViT model; this cuts down the teacher forward cost dramatically, by allowing us to skip the computations associated with the masked patches. To select the patches to discard, we devise a patch saliency measure which is designed to prevent the teacher from giving supervisions on the image where all the core features (that the student uses for prediction) have been masked away. The proposed patch saliency is computed by re-using the attention score from the student ViT’s last multi-head attention module, and thus introduces only a minimal computational overhead. In our experiments, we have applied the proposed MaskedKD to many ViT distillation scenarios, showing that we can reduce the number of patches the teacher sees by 25–50% without any student performance drop.

Limitations and future directions. A major limitation of the present work is that the proposed MaskedKD is specialized to the transformer-based models. The main mechanism behind the computation and latency savings is the token reduction, which can only be applied to transformer-like models which process the input as a sequence of tokens. Our masking strategy also exploits the information that have been generated by the attention mechanism of the transformer architecture. Generalizing the current framework to cover a broader range of networks including, e.g., convolutional networks or recurrent neural networks, is an important future research direction.

Another big limitation of the current work is that we put our focus on distillation of models trained by *supervised learning*. Modern large-scale models are typically trained via self-supervised learning, and the knowledge distillation often takes place at this stage. While the core underlying idea of the MaskedKD can be applied to the models trained with self-supervised learning, and MaskedKD can be used to make some distillation-based self-supervised learning algorithms more efficient (as demonstrated in Section 4.3), it is in general unclear how one can combine it with other self-supervision strategies that utilize masking, e.g., masked autoencoders [12].

Lastly, we note that MaskedKD is in need of a mechanism to efficiently find the optimal number of tokens to use for the teacher input. The goal of MaskedKD is to reduce the training computation; if one can reduce the training compute only after multiple trial runs, the advantage of the method becomes unclear. While we empirically find that “50%” may be a working rule-of-thumb for the tasks in the vision domain, the empirical results on the audio data suggest that the optimal fraction may differ from a domain to domain.

References

- [1] L. Beyer, X. Zhai, A. Royer, L. Markeeva, R. Anil, and A. Kolesnikov. Knowledge distillation: A good teacher is patient and consistent. In *Proceedings of the IEEE/CVF Conference on Computer Vision and Pattern Recognition*, 2022.
- [2] D. Bolya, C.-Y. Fu, X. Dai, P. Zhang, C. Feichtenhofer, and J. Hoffman. Token merging: Your ViT but faster. *arXiv preprint arXiv:2210.09461*, 2022.
- [3] M. Caron, H. Touvron, I. Misra, H. Jégou, J. Mairal, P. Bojanowski, and A. Joulin. Emerging properties in self-supervised vision transformers. In *Proceedings of the IEEE/CVF International Conference on Computer Vision*, pages 9650–9660, 2021.
- [4] H. Chefer, I. Schwartz, and L. Wolf. Optimizing relevance maps of vision transformers improves robustness. In *Advances in Neural Information Processing Systems*, 2022.
- [5] M. Dehghani, J. Djolonga, B. Mustafa, P. Padlewski, J. Heek, J. Gilmer, A. Steiner, M. Caron, R. Geirhos, I. Alabdulmohsin, et al. Scaling vision transformers to 22 billion parameters. *arXiv preprint arXiv:2302.05442*, 2023.
- [6] J. Devlin, M.-W. Chang, K. Lee, and K. Toutanova. BERT: Pre-training of deep bidirectional transformers for language understanding. In *Proceedings of the Conference of the North American Chapter of the Association for Computational Linguistics: Human Language Technologies*, 2019.
- [7] A. Dosovitskiy, L. Beyer, A. Kolesnikov, D. Weissenborn, X. Zhai, T. Unterthiner, M. Dehghani, M. Minderer, G. Heigold, S. Gelly, et al. An image is worth 16x16 words: Transformers for image recognition at scale. In *International Conference on Learning Representations*, 2020.
- [8] Y. Gong, Y.-A. Chung, and J. Glass. AST: Audio spectrogram transformer. In *Interspeech*, 2021.
- [9] S. Goyal, A. R. Choudhury, S. M. Raje, V. T. Chakaravarthy, Y. Sabharwal, and A. Verma. PoWER-BERT: Accelerating BERT inference via progressive word-vector elimination. In *Proceedings of the International Conference on Machine Learning*, 2020.
- [10] J.-B. Grill, F. Strub, F. Altché, C. Tallec, P. H. Richemond, E. Buchatskaya, C. Doersch, B. A. Pires, Z. D. Guo, M. G. Azar, B. Piot, K. Kavukcuoglu, R. Munos, and M. Valko. Bootstrap your own latent: A new approach to self-supervised learning. In *Advances in Neural Information Processing Systems*, 2020.
- [11] Z. Hao, J. Guo, D. Jia, K. Han, Y. Tang, C. Zhang, H. Hu, and Y. Wang. Learning efficient vision transformers via fine-grained manifold distillation. In *Advances in Neural Information Processing Systems*, 2022.
- [12] K. He, X. Chen, S. Xie, Y. Li, P. Dollár, and R. Girshick. Masked autoencoders are scalable vision learners. In *Proceedings of the IEEE/CVF Conference on Computer Vision and Pattern Recognition*, 2022.
- [13] G. Hinton, O. Vinyals, J. Dean, et al. Distilling the knowledge in a neural network. *arXiv preprint arXiv:1503.02531*, 2015.
- [14] W. Huang, Z. Peng, L. Dong, F. Wei, J. Jiao, and Q. Ye. Generic-to-specific distillation of masked autoencoders. *arXiv preprint arXiv:2302.14771*, 2023.
- [15] Y. Huang, Y. Cheng, A. Bapna, O. Firat, M. X. Chen, D. Chen, H. Lee, J. Ngiam, Q. V. Le, Y. Wu, and Z. Chen. GPipe: Efficient training of giant neural networks using pipeline parallelism. In *Advances in Neural Information Processing Systems*, 2019.
- [16] Z. Kong, P. Dong, X. Ma, X. Meng, W. Niu, M. Sun, B. Ren, M. Qin, H. Tang, and Y. Wang. SPViT: Enabling faster vision transformers via soft token pruning. In *European Conference on Computer Vision*, 2021.
- [17] Y. Lee, A. S. Chen, F. Tajwar, A. Kumar, H. Yao, P. Liang, and C. Finn. Surgical fine-tuning improves adaptation to distribution shifts. *arXiv preprint arXiv:2210.11466*, 2022.

- [18] Y. Li, S. Xu, B. Zhang, X. Cao, P. Gao, and G. Guo. Q-ViT: Accurate and fully quantized low-bit vision transformer. In *Advances in Neural Information Processing Systems*, 2022.
- [19] Y. Liang, C. Ge, Z. Tong, Y. Song, J. Wang, and P. Xie. Not all patches are what you need: Expediting vision transformers via token reorganizations. In *International Conference on Learning Representations*, 2022.
- [20] D. Marin, J.-H. R. Chang, A. Ranjan, A. Prabhu, M. Rastegari, and O. Tuzel. Token pooling in vision transformers for image classification. In *Proceedings of the IEEE/CVF Winter Conference on Applications of Computer Vision*, 2023.
- [21] L. Meng, H. Li, B.-C. Chen, S. Lan, Z. Wu, Y.-G. Jiang, and S.-N. Lim. AdaViT: Adaptive vision transformers for efficient image recognition. In *Proceedings of the IEEE/CVF Conference on Computer Vision and Pattern Recognition*, 2022.
- [22] S.-I. Mirzadeh, M. Farajtabar, A. Li, N. Levine, A. Matsukawa, and H. Ghasemzadeh. Improved knowledge distillation via teacher assistant. In *Proceedings of the AAAI Conference on Artificial Intelligence*, 2020.
- [23] N. Park, W. Kim, B. Heo, T. Kim, and S. Yun. What do self-supervised vision transformers learn? *arXiv preprint arXiv:2305.00729*, 2023.
- [24] A. Paszke, S. Gross, F. Massa, A. Lerer, J. Bradbury, G. Chanan, T. Killeen, Z. Lin, N. Gimelshein, L. Antiga, et al. Pytorch: An imperative style, high-performance deep learning library. In *Advances in Neural Information Processing Systems*, 2019.
- [25] K. J. Piczak. ESC: Dataset for environmental sound classification. In *Proceedings of the ACM International Conference on Multimedia*, 2015.
- [26] Y. Rao, W. Zhao, B. Liu, J. Lu, J. Zhou, and C.-J. Hsieh. DynamicViT: Efficient vision transformers with dynamic token sparsification. In *Advances in Neural Information Processing Systems*, 2021.
- [27] O. Russakovsky, J. Deng, H. Su, J. Krause, S. Satheesh, S. Ma, Z. Huang, A. Karpathy, A. Khosla, M. Bernstein, A. C. Berg, and F.-F. Li. ImageNet large scale visual recognition challenge. *International Journal of Computer Vision*, 2015.
- [28] Z. Shen and E. P. Xing. A fast knowledge distillation framework for visual recognition. In *Proceedings of the European Conference on Computer Vision*, 2022.
- [29] A. Steiner, A. Kolesnikov, X. Zhai, R. Wightman, J. Uszkoreit, and L. Beyer. How to train your ViT? data, augmentation, and regularization in vision transformers. *Transactions on Machine Learning Research*, 2022.
- [30] H. Touvron, M. Cord, M. Douze, F. Massa, A. Sablayrolles, and H. Jégou. Training data-efficient image transformers & distillation through attention. In *Proceedings of the International Conference on Machine Learning*, 2021.
- [31] H. Touvron, M. Cord, A. Sablayrolles, G. Synnaeve, and H. Jégou. Going deeper with image transformers. In *Proceedings of the IEEE/CVF Conference on Computer Vision and Pattern Recognition*, 2021.
- [32] H. Touvron, M. Cord, and H. Jégou. Deit III: Revenge of the ViT. In *Proceedings of the European Conference on Computer Vision*, 2022.
- [33] A. Vaswani, N. Shazeer, N. Parmar, J. Uszkoreit, L. Jones, A. N. Gomez, Ł. Kaiser, and I. Polosukhin. Attention is all you need. In *Advances in Neural Information Processing Systems*, 2017.
- [34] K. Wang, F. Yang, and J. van de Weijer. Attention distillation: Self-supervised vision transformer students need more guidance. In *British Machine Vision Conference*, 2022.
- [35] H. Wu, Y. Gao, Y. Zhang, S. Lin, Y. Xie, X. Sun, and K. Li. Self-supervised models are good teaching assistants for vision transformers. In *Proceedings of the International Conference on Machine Learning*, 2022.

- [36] K. Wu, J. Zhang, H. Peng, M. Liu, B. Xiao, J. Fu, and L. Yuan. TinyViT: Fast pretraining distillation for small vision transformers. In *European Conference on Computer Vision*, 2022.
- [37] H. Yin, A. Vahdat, J. M. Alvarez, A. Mallya, J. Kautz, and P. Molchanov. A-ViT: Adaptive tokens for efficient vision transformer. In *Proceedings of the IEEE/CVF Conference on Computer Vision and Pattern Recognition*, 2022.
- [38] S. Yu, T. Chen, J. Shen, H. Yuan, J. Tan, S. Yang, J. Liu, and Z. Wang. Unified visual transformer compression. In *International Conference on Learning Representations*, 2022.
- [39] S. Yun, S. J. Oh, B. Heo, D. Han, J. Choe, and S. Chun. Re-labeling ImageNet: From single to multi-labels, from global to localized labels. In *Proceedings of the IEEE/CVF Conference on Computer Vision and Pattern Recognition*, 2021.
- [40] X. Zhai, A. Kolesnikov, N. Houlsby, and L. Beyer. Scaling vision transformers. In *Proceedings of the IEEE/CVF Conference on Computer Vision and Pattern Recognition*, 2022.
- [41] J. Zhang, H. Peng, K. Wu, M. Liu, B. Xiao, J. Fu, and L. Yuan. MiniViT: Compressing vision transformers with weight multiplexing. In *Proceedings of the IEEE/CVF Conference on Computer Vision and Pattern Recognition*, pages 12145–12154, 2022.

A Further Details on the Experimental Setup

A.1 Logit Distillation (Table 1)

Optimizer and data augmentations. For training student ViTs, we follow the settings of DeiT [30], except for the tiny model; we find that Tiny ViT tends to achieve better accuracy with less data augmentations, similar to [29]. In particular, we only use random resized crops and horizontal flips for tiny model, without RandAugment, *mixup* and *cutmix*. For more discussions, see Appendix E.

Distillation hyperparameters. For the balancing hyperparameter λ and the temperature scale τ (for logits), we use (1.0, 1) unless other noted otherwise; we have tuned the hyperparameters over the search space $\{0.1, 1.0, 9.0\} \times \{1, 2, 3, 4\}$, and observe that (1.0, 1) works well throughout all setups. Similar observations about the hyperparameters have been made in [41, 35, 11].

A.2 ViT Distillation Algorithms (Table 2)

For applying MaskedKD on other ViT distillation algorithms (Table 2), we follow the training setups of the original papers. For each method, we additionally note the following details:

- *Manifold Distillation* [11]: While the original paper only uses CaiT as the teacher model, we also experiment with DeiT teachers; we use the same hyperparameters for training with DeiT teachers.
- *Attention Distillation* [34]: As briefly discussed in the main text, we adapt the attention distillation to the supervised learning setup by distilling the attention from all layers (with the same scaling factors), rather than distilling only the last layer.
- *G2SD* [14]: We apply MaskedKD only during the supervised distillation stage of the G2SD.

A.3 Audio Experiments (Table 3)

We use the official code of AST³ and follow the same training procedure; the model’s performance is evaluated by averaging 5 seed validation results.

A.4 Self-supervised Training (Table 4)

We follow the smaller-scale experimental setup for DINO, available at the official code repository⁴, where we train for 100 epochs. We also halved the number of GPUs (from 8 to 4) and the per-GPU batch size (from 256 to 128), due to the limitations in the computing resource available.

³<https://github.com/YuanGongND/ast>

⁴The “vanilla DINO training” in <https://github.com/facebookresearch/dino/>

Table 6: **Larger-scale experiment with MaskedKD.** We distill the knowledge to large-scale students, pre-trained in a self-supervised manner via MAE.

Student	Teacher	Method	Acc. (%)	Throughput (img/s)	Distill. Cost (GFLOPs)
MAE-ViT-Large	-	No distillation	85.9	-	-
	Deit3-Huge-1k	Logit	86.2	133	8370
		+MaskedKD _{75%}	86.2	179 (x1.3)	6237 (-25%)
		+MaskedKD _{50%}	86.1	271 (x2.0)	4138 (-51%)
	Deit3-Huge-21k	Logit	86.5	133	8370
		+MaskedKD _{75%}	86.5	179 (x1.3)	6237 (-25%)
+MaskedKD _{50%}		86.3	271 (x2.0)	4138 (-51%)	
MAE-ViT-Huge	-	No distillation	86.9	-	-
	Deit3-Huge-21k	Logit	87.2	133	8370
		+MaskedKD _{75%}	87.2	179 (x1.3)	6237 (-25%)
		+MaskedKD _{50%}	87.1	271 (x2.0)	4138 (-51%)

B Large Scale Experiments

We additionally validate the performance of MaskedKD on large-scale teacher and student models. Unlike the main experiments, we make the following changes: (1) Due to the limited computing resource, we fine-tune the student model for 50 epochs from a self-supervised checkpoint (trained with MAE [12]), instead of training from scratch. (2) ‘‘Huge’’-scale model uses 256 image patches of size 14×14 , unlike the smaller models using 196 patches of size 16×16 .⁵

Table 6 gives the experimental results. From the table, we observe that the efficiency benefits of the MaskedKD also take place in large-scale setups. However, we cannot reduce the masking ratio as much as in the smaller-scale models; masking 50% of the patches usually result in a slight performance degradation. We hypothesize that this is because the student model have sufficient capacity to learn utilizing all patches of the image (including context/background information), unlike smaller models.

⁵We use the interpolated patch saliency for mask selection. See Appendix C for more details.

Table 7: **MaskedKD with teachers that take higher-resolution images.** We validate the effectiveness of MaskedKD with the teacher model that takes in higher-resolution images as inputs. Teacher models are trained with 384×384 resolution images.

Student	Teacher	Method	Acc. (%)	Distill. Cost (GFLOPs)
DeiT-Ti	DeiT3-S @ 384	Logit	74.9	4655
		+MaskedKD _{75%}	75.3	3333 (-28%)
		+MaskedKD _{50%}	74.9	2127 (-54%)
	DeiT3-S @ 224	+MaskedKD _{34%}	74.6	1416 (-70%)
		Logit	74.9	1382
		+MaskedKD _{50%}	75.1	676 (-51%)
		+MaskedKD _{25%}	74.8	343 (-75%)

C Teachers trained with Higher-Resolution Images

One of the key factors that govern the inference compute of a model is the *input resolution*. While the models that are trained on higher-resolution images tend to work better [32], the models tend to require much higher computational cost. We ask whether the proposed MaskedKD can be used to distill the knowledge from the teachers that are trained on higher-resolution images, without inducing an excessive overhead in the training cost.

To this end, we consider the following MaskedKD pipeline for distilling from the ViT teachers that takes a higher-dimensional input.⁶ More specifically, we consider distilling ViTs trained with 384×384 images, which are processed by dividing into total 576 patches of size 16×16 .

- (1) Given a low-resolution image, forward the image through the student model to get the predictions and the mean attention scores for the patches; here, if we use 224×224 input image, then we get 196 scores.
- (2) Interpolate the mean attention scores to generate the scores for larger number of patches (e.g., 576 patches). We use bilinear interpolation for our experiment.
- (3) Interpolate the input image to generate a high-resolution image, and mask the image with the interpolated mean attention scores computed in the previous step.
- (4) Forward the masked image through the teacher model and use the prediction to regularize the student training.

We give the experimental results in Table 7. Here, we observe that one can successfully distill the knowledge from a teacher trained with higher-resolution images. Also, we observe that MaskedKD successfully reduces the computational burden for distillation, without any performance drop. We note, however, that we did not count the FLOPs that are required for the interpolation procedures in step (2,3). Also, the forward FLOPs for the teacher trained with higher resolution images are too big, so that the performance of the MaskedKD-distilled model does not match the performance of the model distilled using vanilla KD + low-resolution teacher that has a similar training FLOPs.

⁶We note that, up to our knowledge, this is the first attempt distilling a high-resolution teacher to a low-resolution student.

Table 8: **MaskedKD for distilling only the linear classifiers.** We apply MaskedKD to a scenario where we only fine-tune the linear classifier of the student, whose (frozen) feature map has been pre-trained with self-supervision.

Student	Teacher	Method	Acc. (%)	Distill. Cost (GFLOPs)
DINO-ViT-S	-	No distillation	76.9	-
	DeiT-B	Logit	77.5	1758
		+MaskedKD _{75%}	77.5	1283 (-27%)
		+MaskedKD _{50%}	77.5	871 (-49%)
	DeiT3-L	Logit	77.5	6160
		+MaskedKD _{75%}	77.6	4501 (-27%)
+MaskedKD _{50%}		77.5	3055 (-50%)	
DINO-ViT-B	-	No distillation	77.9	-
	DeiT-B	Logit	78.1	1758
		+MaskedKD _{75%}	78.1	1283 (-27%)
		+MaskedKD _{50%}	78.1	871 (-49%)
	DeiT3-L	Logit	78.2	6160
		+MaskedKD _{75%}	78.3	4501 (-27%)
+MaskedKD _{50%}		78.2	3055 (-50%)	

D MaskedKD for distilling linear classifiers of self-supervised models

We also consider the scenario where we distill the knowledge of a supervisedly trained teacher to a student whose feature map has been pre-trained with a self-supervised learning scheme and frozen; during the distillation, we only fine-tune the linear classifier of the student. In such scenario, reducing the teacher computation gains even greater importance, as the computational cost for the student backward is greatly diminished. Previous studies on knowledge distillation primarily focuses on cases where the entire model is fine-tuned. However, several recent studies show that fine-tuning the entire model may be suboptimal in some cases [17, 23].

Table 8 provides the experimental results. We observe that KD still provides performance boost under this setup, and the efficiency gain of MaskedKD takes place again. One interesting observation is that using a large teacher (DeiT3-L) for a relatively much smaller student (ViT-S) does not degrade the performance in this case, unlike in the typical case where we fine-tune all layers of the student model.

Table 9: **Flexibility in data augmentation.** Our method overcomes FastKD’s limitation, i.e., being restricted to simple data augmentations, resulting in an improved student model performance. “Simple” refers to applying basic augmentations: random resized crop and horizontal flip. “Hard” means additionally performing RandAugment, *mixup* and *cutmix*.

Student	Augmentation	Teacher	Method	Acc. (%)	Distill. Cost (GFLOPs)
DeiT-S	Simple	-	No distillation	71.3	-
		DeiT-B	Logit	79.7	5274
			+MaskedKD _{50%}	80.2	2614 (-50%)
	Hard	-	No distillation	79.9	-
		DeiT-B	Logit	80.8	5274
			+MaskedKD _{50%}	80.9	2614 (-50%)

E MaskedKD and Data Augmentations

One of the key advantages of the MaskedKD comparing with the FastKD [28] is that MaskedKD can be applied to distillation scenarios where we use heavy data augmentation schemes. As FastKD requires pre-computing and storing the teacher predictions for all augmented samples, computational benefits of the FastKD may be greatly undermined by considering heavier and more diverse augmentations. In this section, we perform a basic sanity check that (1) such heavy data augmentations are indeed useful in KD scenarios,⁷ and (2) MaskedKD works well with heavy augmentations.

Table 9 gives the experimental results. We find that, even for relatively small-scale student models such as DeiT-S, the data augmentation greatly boost the model performance. For undistilled students, the gain can be as large as 8.6%p. For the models trained with basic logit distillation, the gain is 1.1%p. We also observe that MaskedKD preserves the student model accuracy with both light and heavy data augmentations.

⁷Under non-KD contexts, Steiner et al. [29] makes a similar observation.

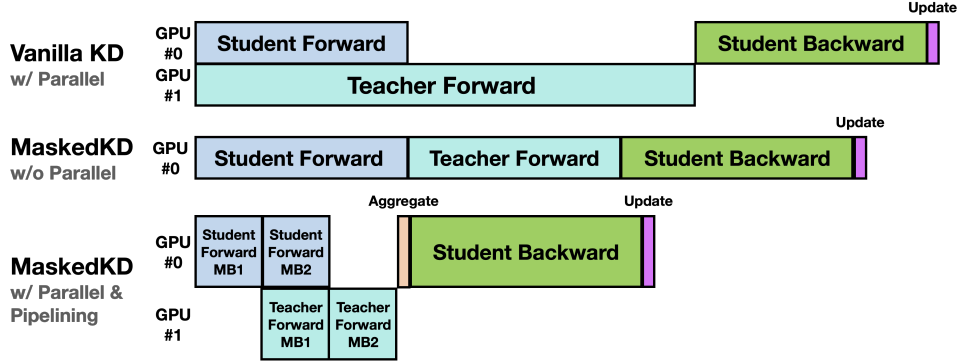


Figure 4: **Right : Training time breakdown of MaskedKD.** (Top): In vanilla KD, the student and teacher forwards can be processed in parallel. (Middle): In MaskedKD, the teacher forward may wait until the student forward ends, and yet, the teacher forward can be reduced a lot. (Bottom): Pipeline parallelism allows MaskedKD to efficiently utilize multiple GPUs.

F Pipelining MaskedKD

To apply the MaskedKD, we need to compute the patch saliency before the teacher inference stage. As the saliency score is computed at the last layer of the student, the teacher forward cannot begin until the student forward is completed. Thus, a naïve parallelization strategy of running the teacher and the student model on two separate GPUs may be somewhat less effective than in the vanilla knowledge distillation (Fig. 4, top).

However, this *does not* imply that (1) there is no speedup, or (2) there is no effective parallelization strategy. First, we note that the teacher forward is usually the key bottleneck in knowledge distillation, often taking much longer than the student forward. MaskedKD dramatically reduces the time for teacher forward, so that the MaskedKD running the student and teacher forward in series can be faster than the teacher forward of the vanilla KD in some cases (Fig. 4, middle). Second, when using multiple GPUs, we can use pipelining to fill up the bubbles, as in GPipe [15]. More specifically, one can divide each training data batch into smaller mini-batches and make forward inferences on them sequentially. This division allows the teacher GPU to access the data before the student forward completes on all mini-batches (Fig. 4, bottom).

G Large Teacher with More Masking vs. Small Teacher with Less Masking

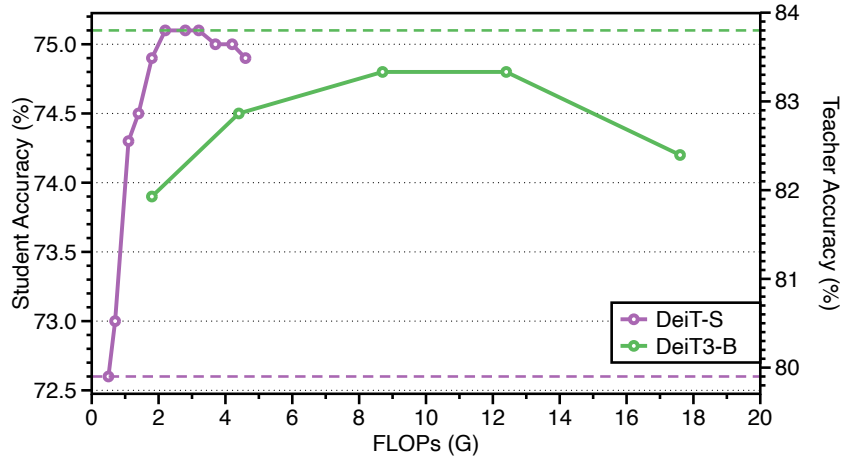


Figure 5: **Differences of the MaskedKD results by Model Size.** We compare two teachers: DeiT-S and DeiT3-B. The colored dashed lines denote the accuracy of the teacher model. The performance of the teacher model is depicted by the dashed line, indicating its level of performance (Right). The line with dots represents the performance of the distilled student model performance (Left).

Masking the teacher input gives a new way to trade the student performance for the training efficiency, in addition to changing the model size. In this section, we compare the performance-efficiency tradeoff curve of two different-sized teacher models. In particular, we examine whether a larger teacher that uses less patch can give a more cost-efficient guidance than a smaller teacher that uses more patches. For this purpose, we compare the performance of the DeiT-Tiny students trained with DeiT-S and DeiT3-B teachers that use varying fraction of patches (Fig. 5). We observe that masking does not give a dramatic change to the answer to the question “which teacher is most cost-efficient?” DeiT-S teacher dominates DeiT3-B teacher at all per-iteration FLOPs level.

H Implementation

The following is the pseudo code of our “MaskedKD Engine” in PyTorch [24]:

```
def maskedkd_engine(image, labels, student, teacher, num_keep):  
    '''num_keep: the int number of patches to keep.'''  
    output, attn = student(image)  
    len_keep = torch.topk(attn.mean(dim=1)[: ,0,1:], num_keep).indices  
    def teacher_inference(image, teacher, len_keep):  
        x = teacher.patch_embed(image)  
        B, _, D = x.shape # batch, length, dim  
        cls_tokens = teacher.cls_token.expand(B, -1, -1)  
        x = torch.cat((cls_tokens, x), dim=1)  
        x = x + teacher.pos_embed  
        cls_save = x[:, 0, :].unsqueeze(dim=1)  
        x = x[:, 1:, :]  
        index = len_keep.unsqueeze(-1).repeat(1, 1, D)  
        x = torch.gather(x, dim=1, index= index)  
        x = torch.cat((cls_save, x), dim=1)  
        for blk in teacher.blocks:  
            x = blk(x)  
        x = teacher.norm(x)  
        output = teacher.head(x)  
        return output  
    t_output = teacher_inference(image, teacher, len_keep)  
    loss = CE(output, labels) + KL_DIV(output, t_output)  
    return loss
```

This returns the loss. By simply adding the patch selection stage, we can greatly improve efficiency and achieve substantial gains.

I FLOPs of a Transformer Block

Table 10: **Analyzing Computational Cost.** We examine how the computational cost varies when applying MaskedKD. The arrow symbol represents the difference in FLOPs when utilizing MaskedKD.

Layer	Complexity	Computation (GFLOPs)		
		DeiT-S @ 384	DeiT-B	DeiT-S
Softmax-Attention	$\mathcal{O}(LN^2M)$	3.1 → 0.8	0.7 → 0.2	0.4 → 0.1
Projections	$\mathcal{O}(LNM^2)$	4.1 → 2.0	5.6 → 2.8	1.4 → 0.7
MLP	$\mathcal{O}(LNM^2)$	8.2 → 4.1	11.2 → 5.6	2.8 → 1.4
Total	$\mathcal{O}(LNM(M+N))$	15.3 → 6.9	17.5 → 8.6	4.5 → 2.2

We analyze the FLOPs of Vision Transformer (ViT) in this section. ViT is encoder-only transformer [33], which is mainly consisted of a multi-head self-attention layers and a multi-layer perceptron layers. There are also many details which takes very tiny portion in terms of calculation, such as the embedding layer, residual connection, bias, GeLU, or layer normalization and we will ignore it in this section. We denote $\phi(n, d)$ as a function of FLOPs with respect to the number of tokens n and the embedding dimension d . For example, in case of DeiT-B, n is 197 and d is 768. For self-attention layer, the FLOPs mainly comes from two parts: (1) The projection of Q, K, V matrices and the self-attention outputs $\phi_{\text{proj}}(n, d) = 4nd^2$, (2) The calculation of the softmax-attention $\phi_{\text{SA}}(n, d) = 2n^2d$.

The FLOPs of MLP layers comes from two fully-connected (FC) layers. Two FC layers have a difference of four times in dimension. Therefore, the FLOPs for MLP layer is $\phi_{\text{FC}}(n, d) = 8nd^2$.

By combining the self-attention layer and the MLP layer, we can get the total FLOPs of one ViT block.

$$\phi_{\text{BLK}}(n, d) = \phi_{\text{proj}}(n, d) + \phi_{\text{FC}}(n, d) + \phi_{\text{SA}}(n, d) = 4nd^2 + 2n^2d + 8nd^2 = 12nd^2. \quad (3)$$

Since there is 12 layers in case of DeiT-Base, the total FLOPs is

$$12 * \phi_{\text{BLK}}(n, d) = 12 * (12nd^2 + 2n^2d) = 144nd^2 + 24n^2d. \quad (4)$$